



TRUCK ATTACK RACE MEETING

Donington

27th July 2008



Results Provided by Timing Solutions Ltd
www.tsl-timing.com

Legends Cars Championship

QUALIFYING RACE 1 - CLASSIFICATION

POS	NO	CL	NAME	ENTRY	TIME	ON	LAPS	GAP	DIFF	MPH
1	50		Dave NEWSHAM	Legend Ford Coupe	1:25.250	5	6			82.65
2	32		Peter MORTON	Legends Ford Coupe	1:25.361	7	9	0.111	0.111	82.54
3	5		John HIGGINS	Legends Ford Coupe	1:25.425	8	9	0.175	0.064	82.48
4	2		Lee FITZPATRICK	Legend Ford Coupe	1:25.445	10	10	0.195	0.020	82.46
5	11		Simon BELCHER	Legends Ford Coupe	1:25.880	10	10	0.630	0.435	82.04
6	3		Ross MARSHALL	Legend Ford Coupe	1:26.205	8	9	0.955	0.325	81.73
7	19		Lawrence DAVEY	Legend Chevy Coupe	1:26.370	7	9	1.120	0.165	81.58
8	16		Richard POCKLINGTON	Ford Coupe	1:26.879	5	9	1.629	0.509	81.10
9	69		Gerard MCCOSH	Legend Ford Coupe	1:27.032	3	6	1.782	0.153	80.96
10	6		John MARSHALL	Ford Coupe	1:27.712	3	10	2.462	0.680	80.33
11	24		Matthew PAPE	Legend Ford Coupe	1:27.790	4	10	2.540	0.078	80.26
12	77		Robin WEBB	Legend Chevy Coupe	1:27.813	9	10	2.563	0.023	80.24
13	9		Scott BOOTH	Legend 1937 Chevy	1:28.114	8	9	2.864	0.301	79.96
14	85		Iain HOLDEN	Legends Chevy Coupe	1:28.184	3	5	2.934	0.070	79.90
15	99		Brian COOKE	Legend	1:28.245	9	10	2.995	0.061	79.84
16	41		Eliot BUNN	Legends	1:28.368	4	10	3.118	0.123	79.73
17	4		Darren GAULTON	Legend Ford Coupe	1:28.637	4	9	3.387	0.269	79.49
18	51		Simon LONGMAN	Legend 1937 Ford Sedan	1:30.826	5	7	5.576	2.189	77.58
19	76		David VERNON	Ford 1934 Coupe	1:30.994	8	9	5.744	0.168	77.43
20	67		Bob BECKY	Ford 34 Coupe	1:31.068	3	9	5.818	0.074	77.37
21	43		Mick MERCER	Legend	1:31.174	4	8	5.924	0.106	77.28
22	40		Roger COUSINS	Legend 1934 Ford Coupe	1:31.522	8	9	6.272	0.348	76.99
23	20		Derek LINLEY	Legend Chevy Coupe	1:31.806	5	9	6.556	0.284	76.75
24	52		Neil LONGMAN	Legends 1937 Ford Sedan	1:37.296	1	1	12.046	5.490	72.42

Weather / Track : Bright / Dry

These results are provisional until the conclusion of any judicial and technical matters.

Donington National
Circuit Length = 1.9573 miles
Start: 09:04 End: 09:21

Clerk of Course :		Timekeeper :
-------------------	--	--------------

Legends Cars Championship

QUALIFYING RACE 1 - LAP ANALYSIS

2	Lee FITZPATRICK		Legend Ford Coupe				
1 -	1:34.875	+ 9.430	9:07:22.234	6 -	1:26.113	+ 0.668	9:14:36.860
2 -	1:28.263	+ 2.818	9:08:50.497	7 -	1:26.564	+ 1.119	9:16:03.424
3 -	1:26.735	+ 1.290	9:10:17.232	8 -	1:26.072	+ 0.627	9:17:29.496
4 -	1:26.055	+ 0.610	9:11:43.287	9 -	1:26.737	+ 1.292	9:18:56.233
5 -	1:27.460	+ 2.015	9:13:10.747	10 -	1:25.445		9:20:21.678
3	Ross MARSHALL		Legend Ford Coupe				
1 -	1:30.532	+ 4.327	9:07:12.656	6 -	1:27.556	+ 1.351	9:14:29.451
2 -	1:27.553	+ 1.348	9:08:40.209	7 -	1:27.106	+ 0.901	9:15:56.557
3 -	1:26.418	+ 0.213	9:10:06.627	8 -	1:26.205		9:17:22.762
4 -	1:27.714	+ 1.509	9:11:34.341	9 -	1:34.246 P	+ 8.041	9:18:57.008
5 -	1:27.554	+ 1.349	9:13:01.895				
4	Darren GAULTON		Legend Ford Coupe				
1 -	1:32.699	+ 4.062	9:07:25.814	6 -	1:29.864	+ 1.227	9:14:54.552
2 -	1:31.388	+ 2.751	9:08:57.202	7 -	1:42.268	+ 13.631	9:16:36.820
3 -	1:29.710	+ 1.073	9:10:26.912	8 -	1:46.239	+ 17.602	9:18:23.059
4 -	1:28.637		9:11:55.549	9 -	1:39.763 P	+ 11.126	9:20:02.822
5 -	1:29.139	+ 0.502	9:13:24.688				
5	John HIGGINS		Legends Ford Coupe				
1 -	1:27.714	+ 2.289	9:07:05.774	6 -	2:30.730	+ 1:05.305	9:15:21.885
2 -	1:26.007	+ 0.582	9:08:31.781	7 -	1:26.442	+ 1.017	9:16:48.327
3 -	1:25.932	+ 0.507	9:09:57.713	8 -	1:25.425		9:18:13.752
4 -	1:26.258	+ 0.833	9:11:23.971	9 -	1:25.977 P	+ 0.552	9:19:39.729
5 -	1:27.184 P	+ 1.759	9:12:51.155				
6	John MARSHALL		Ford Coupe				
1 -	1:34.712	+ 7.000	9:07:22.626	6 -	1:29.075	+ 1.363	9:14:44.752
2 -	1:28.645	+ 0.933	9:08:51.271	7 -	1:28.852	+ 1.140	9:16:13.604
3 -	1:27.712		9:10:18.983	8 -	1:29.137	+ 1.425	9:17:42.741
4 -	1:28.380	+ 0.668	9:11:47.363	9 -	1:28.806	+ 1.094	9:19:11.547
5 -	1:28.314	+ 0.602	9:13:15.677	10 -	1:27.945	+ 0.233	9:20:39.492
9	Scott BOOTH		Legend 1937 Chevy				
1 -	1:34.741	+ 6.627	9:07:23.379	6 -	1:30.351	+ 2.237	9:14:53.154
2 -	1:31.159	+ 3.045	9:08:54.538	7 -	1:28.232	+ 0.118	9:16:21.386
3 -	1:30.135	+ 2.021	9:10:24.673	8 -	1:28.114		9:17:49.500
4 -	1:29.692	+ 1.578	9:11:54.365	9 -	1:32.584 P	+ 4.470	9:19:22.084
5 -	1:28.438	+ 0.324	9:13:22.803				
11	Simon BELCHER		Legends Ford Coupe				
1 -	1:32.508	+ 6.628	9:07:18.450	6 -	1:25.927	+ 0.047	9:14:36.997
2 -	1:28.538	+ 2.658	9:08:46.988	7 -	1:26.788	+ 0.908	9:16:03.785
3 -	1:27.932	+ 2.052	9:10:14.920	8 -	1:25.927	+ 0.047	9:17:29.712
4 -	1:27.637	+ 1.757	9:11:42.557	9 -	1:26.326	+ 0.446	9:18:56.038
5 -	1:28.513	+ 2.633	9:13:11.070	10 -	1:25.880		9:20:21.918
16	Richard POCKLINGTON		Ford Coupe				
1 -	1:44.787	+ 17.908	9:07:29.776	6 -	1:28.333	+ 1.454	9:14:52.275
2 -	1:30.738	+ 3.859	9:09:00.514	7 -	1:28.469	+ 1.590	9:16:20.744
3 -	1:29.223	+ 2.344	9:10:29.737	8 -	1:29.377 P	+ 2.498	9:17:50.121
4 -	1:27.326	+ 0.447	9:11:57.063	9 -	2:30.718	+ 1:03.839	9:20:20.839
5 -	1:26.879		9:13:23.942				
19	Lawrence DAVEY		Legend Chevy Coupe				
1 -	1:29.510	+ 3.140	9:07:10.644	6 -	1:27.588	+ 1.218	9:14:29.774
2 -	1:27.619	+ 1.249	9:08:38.263	7 -	1:26.370		9:15:56.144
3 -	1:28.098	+ 1.728	9:10:06.361	8 -	1:27.680	+ 1.310	9:17:23.824
4 -	1:27.695	+ 1.325	9:11:34.056	9 -	1:41.035 P	+ 14.665	9:19:04.859
5 -	1:28.130	+ 1.760	9:13:02.186				

Donington National
 Circuit Length = 1.9573 miles
 Start: 09:04 End: 09:21

Weather / Track : Bright / Dry

Legends Cars Championship

QUALIFYING RACE 1 - LAP ANALYSIS

20	Derek LINLEY		Legend Chevy Coupe				
1 -	1:46.418	+ 14.612	9:07:42.649	6 -	1:32.293	+ 0.487	9:15:31.472
2 -	1:37.612	+ 5.806	9:09:20.261	7 -	1:32.251	+ 0.445	9:17:03.723
3 -	1:34.645	+ 2.839	9:10:54.906	8 -	1:37.974	+ 6.168	9:18:41.697
4 -	1:32.467	+ 0.661	9:12:27.373	9 -	1:34.003	+ 2.197	9:20:15.700
5 -	1:31.806		9:13:59.179				
24	Matthew PAPE		Legend Ford Coupe				
1 -	1:30.234	+ 2.444	9:07:38.092	6 -	1:28.196	+ 0.406	9:15:04.962
2 -	1:32.834	+ 5.044	9:09:10.926	7 -	1:27.866	+ 0.076	9:16:32.828
3 -	1:29.141	+ 1.351	9:10:40.067	8 -	1:28.802	+ 1.012	9:18:01.630
4 -	1:27.790		9:12:07.857	9 -	1:28.673	+ 0.883	9:19:30.303
5 -	1:28.909	+ 1.119	9:13:36.766	10 -	1:29.068	+ 1.278	9:20:59.371
32	Peter MORTON		Legends Ford Coupe				
1 -	1:31.661	+ 6.300	9:07:47.729	6 -	1:26.242	+ 0.881	9:16:41.288
2 -	1:39.893	+ 14.532	9:09:27.622	7 -	1:25.361		9:18:06.649
3 -	2:54.848	+ 1:29.487	9:12:22.470	8 -	1:25.625	+ 0.264	9:19:32.274
4 -	1:27.153	+ 1.792	9:13:49.623	9 -	1:25.943	+ 0.582	9:20:58.217
5 -	1:25.423	+ 0.062	9:15:15.046				
40	Roger COUSINS		Legend 1934 Ford Coupe				
1 -	1:38.708	+ 7.186	9:07:46.420	6 -	1:32.531	+ 1.009	9:15:35.737
2 -	1:36.824	+ 5.302	9:09:23.244	7 -	1:34.603	+ 3.081	9:17:10.340
3 -	1:34.487	+ 2.965	9:10:57.731	8 -	1:31.522		9:18:41.862
4 -	1:32.820	+ 1.298	9:12:30.551	9 -	1:34.248	+ 2.726	9:20:16.110
5 -	1:32.655	+ 1.133	9:14:03.206				
41	Eliot BUNN		Legends				
1 -	1:34.414	+ 6.046	9:07:23.758	6 -	1:28.963	+ 0.595	9:15:06.920
2 -	1:45.825	+ 17.457	9:09:09.583	7 -	1:30.478	+ 2.110	9:16:37.398
3 -	1:30.877	+ 2.509	9:10:40.460	8 -	1:30.547	+ 2.179	9:18:07.945
4 -	1:28.368		9:12:08.828	9 -	1:36.058	+ 7.690	9:19:44.003
5 -	1:29.129	+ 0.761	9:13:37.957	10 -	1:27.148 P	+ -1.220	9:21:11.151
43	Mick MERCER		Legend				
1 -	1:37.425	+ 6.251	9:07:30.598	5 -	1:33.064	+ 1.890	9:13:38.867
2 -	1:32.260	+ 1.086	9:09:02.858	6 -	1:31.976	+ 0.802	9:15:10.843
3 -	1:31.771	+ 0.597	9:10:34.629	7 -	1:31.919	+ 0.745	9:16:42.762
4 -	1:31.174		9:12:05.803	8 -	1:49.851 P	+ 18.677	9:18:32.613
50	Dave NEWSHAM		Legend Ford Coupe				
1 -	1:28.501	+ 3.251	9:07:02.348	4 -	1:25.421	+ 0.171	9:11:19.461
2 -	1:25.971	+ 0.721	9:08:28.319	5 -	1:25.250		9:12:44.711
3 -	1:25.721	+ 0.471	9:09:54.040	6 -	1:32.167 P	+ 6.917	9:14:16.878
51	Simon LONGMAN		Legend 1937 Ford Sedan				
1 -	1:36.358	+ 5.532	9:07:14.202	5 -	1:30.826		9:13:21.903
2 -	1:33.376	+ 2.550	9:08:47.578	6 -	1:33.383	+ 2.557	9:14:55.286
3 -	1:32.117	+ 1.291	9:10:19.695	7 -	1:45.299 P	+ 14.473	9:16:40.585
4 -	1:31.382	+ 0.556	9:11:51.077				
52	Neil LONGMAN		Legends 1937 Ford Sedan				
1 -	1:37.296		9:07:17.456				
67	Bob BECKY		Ford 34 Coupe				
1 -	1:42.256	+ 11.188	9:07:54.270	6 -	1:32.908	+ 1.840	9:15:40.666
2 -	1:35.565	+ 4.497	9:09:29.835	7 -	1:31.881	+ 0.813	9:17:12.547
3 -	1:31.068		9:11:00.903	8 -	1:32.376	+ 1.308	9:18:44.923
4 -	1:33.421	+ 2.353	9:12:34.324	9 -	1:31.501	+ 0.433	9:20:16.424
5 -	1:33.434	+ 2.366	9:14:07.758				

Donington National
 Circuit Length = 1.9573 miles
 Start: 09:04 End: 09:21

Weather / Track : Bright / Dry

Legends Cars Championship

QUALIFYING RACE 1 - LAP ANALYSIS

69	Gerard MCCOSH		Legend Ford Coupe				
1 -	1:30.784	+ 3.752	9:07:06.754	4 -	1:27.218	+ 0.186	9:11:28.082
2 -	1:27.078	+ 0.046	9:08:33.832	5 -	1:27.598	+ 0.566	9:12:55.680
3 -	1:27.032		9:10:00.864	6 -	1:52.253 P	+ 25.221	9:14:47.933
76	David VERNON		Ford 1934 Coupe				
1 -	1:42.205	+ 11.211	9:07:54.693	6 -	1:32.536	+ 1.542	9:15:41.234
2 -	1:33.926	+ 2.932	9:09:28.619	7 -	1:31.982	+ 0.988	9:17:13.216
3 -	1:31.221	+ 0.227	9:10:59.840	8 -	1:30.994		9:18:44.210
4 -	1:35.574	+ 4.580	9:12:35.414	9 -	1:48.826 P	+ 17.832	9:20:33.036
5 -	1:33.284	+ 2.290	9:14:08.698				
77	Robin WEBB		Legend Chevy Coupe				
1 -	1:37.728	+ 9.915	9:07:35.299	6 -	1:29.331	+ 1.518	9:15:14.144
2 -	1:36.637	+ 8.824	9:09:11.936	7 -	1:29.377	+ 1.564	9:16:43.521
3 -	1:29.568	+ 1.755	9:10:41.504	8 -	1:30.085	+ 2.272	9:18:13.606
4 -	1:28.691	+ 0.878	9:12:10.195	9 -	1:27.813		9:19:41.419
5 -	1:34.618	+ 6.805	9:13:44.813	10 -	1:33.404	+ 5.591	9:21:14.823
85	Iain HOLDEN		Legends Chevy Coupe				
1 -	1:31.683	+ 3.499	9:07:34.691	4 -	1:28.718	+ 0.534	9:12:24.759
2 -	1:53.166	+ 24.982	9:09:27.857	5 -	1:29.692	+ 1.508	9:13:54.451
3 -	1:28.184		9:10:56.041				
99	Brian COOKE		Legend				
1 -	1:35.077	+ 6.832	9:07:36.809	6 -	1:30.579	+ 2.334	9:15:10.268
2 -	1:35.779	+ 7.534	9:09:12.588	7 -	1:28.814	+ 0.569	9:16:39.082
3 -	1:29.420	+ 1.175	9:10:42.008	8 -	1:30.914	+ 2.669	9:18:09.996
4 -	1:29.230	+ 0.985	9:12:11.238	9 -	1:28.245		9:19:38.241
5 -	1:28.451	+ 0.206	9:13:39.689	10 -	1:29.363	+ 1.118	9:21:07.604

Delphi British Truck Racing Association Championship

QUALIFYING - CLASSIFICATION

POS	NO	CL	NAME	ENTRY	TIME	ON	LAPS	GAP	DIFF	MPH
1	55	A	Graham POWELL	ERF ECX	1:21.217	2	7			86.75
2	9	A	Stuart OLIVER	Man TGA	1:22.120	6	8	0.903	0.903	85.80
3	60	A	Roger BROOKFIELD	DAE CF	1:22.558	4	9	1.341	0.438	85.35
4	97	B	Garry GEORGE	Foden Alpha	1:25.137	5	6	3.920	2.579	82.76
5	84	A	Mat SUMMERFIELD	Man TGA 410	1:26.132	4	7	4.915	0.995	81.80
6	6	A	Chris LEVETT	Man TGS 480	1:28.261	2	8	7.044	2.129	79.83
7	8	A	Steve HORNE	Mercedes Benz Axor 1843	1:29.103	4	8	7.886	0.842	79.08
8	69	A	David JENKINS	MAN TGA	1:30.715	1	5	9.498	1.612	77.67
9	95	A	Richard COLLETT	ERF	1:31.008	5	6	9.791	0.293	77.42
10	81	B	elton BOOCOCK	Seddon Atkinson	1:31.070	5	8	9.853	0.062	77.37
11	32	A	Cees ZANDBERGEN	Scania T124	1:35.695	3	4	14.478	4.625	73.63
12	58	B	Andrew LOVENBERRY	Sisu SL250	1:35.743	4	7	14.526	0.048	73.59
13	54	B	Steven POWELL	Ford Cargo	1:38.048	5	5	16.831	2.305	71.86
14	50	A	Carl BROOKFIELD	ERF E14	1:38.638	4	8	17.421	0.590	71.43
15	96	B	Gareth DAVIS	Seddon Atkinson Strato	1:39.735	5	7	18.518	1.097	70.65
16	90	B	Adam ATKINS	White Road Boss II	1:42.020	2	7	20.803	2.285	69.06
17	70	B	Brian BURT	Volvo White	1:46.078	4	5	24.861	4.058	66.42
18	25	B	Ben HORNE	White Aerodyne	3:46.723	1	3	2:25.506	2:00.645	31.07
DQ	16	B	Steven TAYLOR	Vovlo FM12			2			


No 16 - also circulated - untimed

Donington National
Circuit Length = 1.9573 miles
Start: 09:31 End: 09:52

These results are provisional until the conclusion of any judicial and technical matters.

Clerk of Course :		Timekeeper :
-------------------	--	--------------

Delphi British Truck Racing Association Championship (Class A)
RACE 2 - GRID - AMENDED TO CHAMPIONSHIP POSITIONS

ROW 5	19 Paul MCCUMISKY	37 Rob GIBBON
ROW 4	60 Roger BROOKFIELD	84 Mat SUMMERFIELD
ROW 3	95 Richard COLLETT	55 Graham POWELL
ROW 2	69 David JENKINS	8 Steve HORNE
ROW 1	9 Stuart OLIVER	6 Chris LEVETT
Pole		
		

No's 37 & 19 - subject to qualification


Donington National
 Circuit Length = 1.9573 miles

These results are provisional until the conclusion of any judicial and technical matters.

Clerk of Course :		Timekeeper :

Delphi British Truck Racing Association Championship (Class B)

RACE 3 - GRID

ROW 5	68 David JENKINS	1:45.522	16 Steven TAYLOR
ROW 4	70 Brian BURT	1:46.078	25 Ben HORNE
ROW 3	96 Gareth DAVIS	1:39.735	90 Adam ATKINS
ROW 2	58 Andrew LOVENBERRY	1:35.743	54 Steven POWELL
ROW 1	97 Garry GEORGE	1:25.137	81 elton BOOCOCK
Pole			
			


Donington National
Circuit Length = 1.9573 miles

These results are provisional until the conclusion of any judicial and technical matters.

Clerk of Course :

Timekeeper :

Delphi British Truck Racing Association Championship (Class B)
RACE 3 - GRID - AMENDED TO CHAMPIONSHIP POSITIONS

ROW 6	16	Steven TAYLOR	
ROW 5	58	Andrew LOVENBERRY	54 Steven POWELL
ROW 4	90	Adam ATKINS	68 David JENKINS
ROW 3	97	Garry GEORGE	70 Brian BURT
ROW 2	25	Ben HORNE	96 Gareth DAVIS
ROW 1	32	Cees ZANDBERGEN	81 elton BOOCOCK
Pole			
			

Donington National
 Circuit Length = 1.9573 miles

These results are provisional until the conclusion of any judicial and technical matters.

Clerk of Course :		Timekeeper :

Pickup Truck Racing Championship

QUALIFYING - CLASSIFICATION

POS	NO	CL	NAME	ENTRY	TIME	ON	LAPS	GAP	DIFF	MPH
1	54		Gavin SEAGER	Pickup Sport 2.0L	1:19.850	5	9			88.24
2	9		Pete WILKINSON	Pickup Sport 2.0L	1:20.111	7	10	0.261	0.261	87.95
3	15		Simon CARR	Pickup Sport 2.0L	1:20.367	10	10	0.517	0.256	87.67
4	10		Chris DAWKINS	Pickup Sport 2.0L	1:20.406	6	7	0.556	0.039	87.63
5	4		Peter STEVENS	Pickup Sport 2.0L	1:20.645	9	11	0.795	0.239	87.37
6	2		Dave BRIGGS	Pickup Sport 2.0L	1:20.679	10	11	0.829	0.034	87.33
7	26		Paul SAUNDERS	Pickup Sport 2.0L	1:21.005	5	10	1.155	0.326	86.98
8	63		Phil WHITE	Pickup Sport 2.0L	1:21.064	8	8	1.214	0.059	86.92
9	8		Andy PYKE	Pickup Sport 2.0L	1:21.079	4	4	1.229	0.015	86.90
10	93		Michael SMITH	Pickup Sport 2.0L	1:21.163	4	8	1.313	0.084	86.81
11	7		Tony MUMFORD	Pickup Sport 2.0L	1:22.071	7	7	2.221	0.908	85.85
12	14		Damien CARR	Pickup Sport 2.0L	1:22.437	12	12	2.587	0.366	85.47
13	98		Anthony HAWKINS	Pickup Sport 2.0L	1:22.609	4	7	2.759	0.172	85.29
14	24		Richard NOVELL	Pickup Sport 2.0L	1:23.046	3	3	3.196	0.437	84.84
15	16		Steve DANCE	Pickup Sport 2.0L	1:23.335	2	2	3.485	0.289	84.55
16	3		Julian ARNOLD	Pickup Sport 2.0L	1:24.095	4	6	4.245	0.760	83.79
17	69		Lee ROGERS	Pickup Sport 2.0L	1:24.297	5	7	4.447	0.202	83.58
18	37		Neil TRESSLER	Pickup Sport 2.0L	1:25.563	3	4	5.713	1.266	82.35
19	6		Robert BUTTERFIELD	Pickup Sport 2.0L	1:27.485	12	12	7.635	1.922	80.54

Donington National
 Circuit Length = 1.9573 miles
 Start: 10:03 End: 10:25

These results are provisional until the conclusion of any judicial and technical matters.

Clerk of Course :		Timekeeper :
-------------------	--	--------------

Pickup Truck Racing Championship

QUALIFYING - LAP ANALYSIS

2	Dave BRIGGS Pickup Sport 2.0L						
1 -	1:25.516	+ 4.837	10:07:31.288	7 -	1:21.570	+ 0.891	10:15:41.420
2 -	1:21.374	+ 0.695	10:08:52.662	8 -	5:25.204	+ 4:04.525	10:21:06.624
3 -	1:22.169	+ 1.490	10:10:14.831	9 -	1:26.267	+ 5.588	10:22:32.891
4 -	1:21.477	+ 0.798	10:11:36.308	10 -	1:20.679		10:23:53.570
5 -	1:21.260	+ 0.581	10:12:57.568	11 -	1:22.118	+ 1.439	10:25:15.688
6 -	1:22.282	+ 1.603	10:14:19.850				
3	Julian ARNOLD Pickup Sport 2.0L						
1 -	1:26.190	+ 2.095	10:07:12.031	4 -	1:24.095		10:11:25.236
2 -	1:24.964	+ 0.869	10:08:36.995	5 -	1:24.662	+ 0.567	10:12:49.898
3 -	1:24.146	+ 0.051	10:10:01.141	6 -	1:46.760	+ 22.665	10:14:36.658
4	Peter STEVENS Pickup Sport 2.0L						
1 -	1:21.664	+ 1.019	10:06:56.836	7 -	1:20.942	+ 0.297	10:19:12.021
2 -	1:21.980	+ 1.335	10:08:18.816	8 -	1:20.759	+ 0.114	10:20:32.780
3 -	1:23.910	+ 3.265	10:09:42.726	9 -	1:20.645		10:21:53.425
4 -	1:22.721	+ 2.076	10:11:05.447	10 -	1:22.265	+ 1.620	10:23:15.690
5 -	1:22.310	+ 1.665	10:12:27.757	11 -	1:24.521	+ 3.876	10:24:40.211
6 -	5:23.322	+ 4:02.677	10:17:51.079				
6	Robert BUTTERFIELD Pickup Sport 2.0L						
1 -	1:36.834	+ 9.349	10:07:38.109	7 -	1:28.556	+ 1.071	10:16:38.668
2 -	1:32.440	+ 4.955	10:09:10.549	8 -	1:29.572	+ 2.087	10:18:08.240
3 -	1:31.382	+ 3.897	10:10:41.931	9 -	1:27.907	+ 0.422	10:19:36.147
4 -	1:29.071	+ 1.586	10:12:11.002	10 -	1:27.915	+ 0.430	10:21:04.062
5 -	1:31.030	+ 3.545	10:13:42.032	11 -	1:31.299	+ 3.814	10:22:35.361
6 -	1:28.080	+ 0.595	10:15:10.112	12 -	1:27.485		10:24:02.846
7	Tony MUMFORD Pickup Sport 2.0L						
1 -	1:30.519	+ 8.448	10:07:31.994	5 -	1:27.075	+ 5.004	10:17:36.164
2 -	1:24.621	+ 2.550	10:08:56.615	6 -	1:24.094	+ 2.023	10:19:00.258
3 -	1:23.837	+ 1.766	10:10:20.452	7 -	1:22.071		10:20:22.329
4 -	5:48.637	+ 4:26.566	10:16:09.089				
8	Andy PYKE Pickup Sport 2.0L						
1 -	1:24.354	+ 3.275	10:07:19.652	3 -	1:21.403	+ 0.324	10:10:03.572
2 -	1:22.517	+ 1.438	10:08:42.169	4 -	1:21.079		10:11:24.651
9	Pete WILKINSON Pickup Sport 2.0L						
1 -	1:25.702	+ 5.591	10:07:29.753	6 -	1:21.775	+ 1.664	10:18:21.949
2 -	1:21.966	+ 1.855	10:08:51.719	7 -	1:20.111		10:19:42.060
3 -	1:21.343	+ 1.232	10:10:13.062	8 -	1:20.173	+ 0.062	10:21:02.233
4 -	1:20.258	+ 0.147	10:11:33.320	9 -	1:36.242	+ 16.131	10:22:38.475
5 -	5:26.854	+ 4:06.743	10:17:00.174	10 -	1:20.516	+ 0.405	10:23:58.991
10	Chris DAWKINS Pickup Sport 2.0L						
1 -	1:23.132	+ 2.726	10:07:09.387	5 -	1:27.103	+ 6.697	10:18:59.751
2 -	1:21.182	+ 0.776	10:08:30.569	6 -	1:20.406		10:20:20.157
3 -	1:21.796	+ 1.390	10:09:52.365	7 -	1:21.965	+ 1.559	10:21:42.122
4 -	7:40.283	+ 6:19.877	10:17:32.648				
14	Damien CARR Pickup Sport 2.0L						
1 -	1:26.725	+ 4.288	10:07:23.850	7 -	1:23.463	+ 1.026	10:15:52.636
2 -	1:25.710	+ 3.273	10:08:49.560	8 -	1:23.161	+ 0.724	10:17:15.797
3 -	1:25.728	+ 3.291	10:10:15.288	9 -	1:24.636	+ 2.199	10:18:40.433
4 -	1:24.649	+ 2.212	10:11:39.937	10 -	1:23.108	+ 0.671	10:20:03.541
5 -	1:24.102	+ 1.665	10:13:04.039	11 -	1:24.381	+ 1.944	10:21:27.922
6 -	1:25.134	+ 2.697	10:14:29.173	12 -	1:22.437		10:22:50.359
15	Simon CARR Pickup Sport 2.0L						
1 -	1:23.999	+ 3.632	10:07:18.489	6 -	1:21.097	+ 0.730	10:16:29.327
2 -	1:21.962	+ 1.595	10:08:40.451	7 -	1:21.086	+ 0.719	10:17:50.413

Donington National
Circuit Length = 1.9573 miles
Start: 10:03 End: 10:25

Pickup Truck Racing Championship

QUALIFYING - LAP ANALYSIS

3 -	1:21.219	+ 0.852	10:10:01.670	8 -	1:21.038	+ 0.671	10:19:11.451
4 -	1:21.795	+ 1.428	10:11:23.465	9 -	1:20.720	+ 0.353	10:20:32.171
5 -	3:44.765	+ 2:24.398	10:15:08.230	10 -	1:20.367		10:21:52.538
16	Steve DANCE			Pickup Sport 2.0L			
1 -	1:24.545	+ 1.210	10:07:19.029	2 -	1:23.335		10:08:42.364
24	Richard NOVELL			Pickup Sport 2.0L			
1 -	1:28.025	+ 4.979	10:07:30.866	3 -	1:23.046		10:10:17.888
2 -	1:23.976	+ 0.930	10:08:54.842				
26	Paul SAUNDERS			Pickup Sport 2.0L			
1 -	1:24.262	+ 3.257	10:07:07.442	6 -	1:21.415	+ 0.410	10:13:57.932
2 -	1:22.491	+ 1.486	10:08:29.933	7 -	6:06.247	+ 4:45.242	10:20:04.179
3 -	1:23.847	+ 2.842	10:09:53.780	8 -	1:23.198	+ 2.193	10:21:27.377
4 -	1:21.732	+ 0.727	10:11:15.512	9 -	1:21.399	+ 0.394	10:22:48.776
5 -	1:21.005		10:12:36.517	10 -	1:21.540	+ 0.535	10:24:10.316
37	Neil TRESSLER			Pickup Sport 2.0L			
1 -	1:30.541	+ 4.978	10:07:34.482	3 -	1:25.563		10:10:26.181
2 -	1:26.136	+ 0.573	10:09:00.618	4 -	4:56.605	+ 3:31.042	10:15:22.786
54	Gavin SEAGER			Pickup Sport 2.0L			
1 -	1:20.982	+ 1.132	10:06:52.097	6 -	5:19.592	+ 3:59.742	10:17:34.270
2 -	1:21.648	+ 1.798	10:08:13.745	7 -	1:20.860	+ 1.010	10:18:55.130
3 -	1:21.022	+ 1.172	10:09:34.767	8 -	1:20.376	+ 0.526	10:20:15.506
4 -	1:20.061	+ 0.211	10:10:54.828	9 -	3:57.906	+ 2:38.056	10:24:13.412
5 -	1:19.850		10:12:14.678				
63	Phil WHITE			Pickup Sport 2.0L			
1 -	1:21.245	+ 0.181	10:06:57.291	5 -	1:22.582	+ 1.518	10:12:27.370
2 -	1:21.839	+ 0.775	10:08:19.130	6 -	1:21.573	+ 0.509	10:13:48.943
3 -	1:23.110	+ 2.046	10:09:42.240	7 -	1:21.299	+ 0.235	10:15:10.242
4 -	1:22.548	+ 1.484	10:11:04.788	8 -	1:21.064		10:16:31.306
69	Lee ROGERS			Pickup Sport 2.0L			
1 -	1:27.198	+ 2.901	10:07:23.538	5 -	1:24.297		10:13:05.238
2 -	1:26.856	+ 2.559	10:08:50.394	6 -	1:25.209	+ 0.912	10:14:30.447
3 -	1:25.806	+ 1.509	10:10:16.200	7 -	8:16.736	+ 6:52.439	10:22:47.183
4 -	1:24.741	+ 0.444	10:11:40.941				
93	Michael SMITH			Pickup Sport 2.0L			
1 -	1:24.406	+ 3.243	10:07:10.315	5 -	1:21.735	+ 0.572	10:12:36.014
2 -	1:21.313	+ 0.150	10:08:31.628	6 -	4:59.428	+ 3:38.265	10:17:35.442
3 -	1:21.488	+ 0.325	10:09:53.116	7 -	1:21.339	+ 0.176	10:18:56.781
4 -	1:21.163		10:11:14.279	8 -	1:21.721	+ 0.558	10:20:18.502
98	Anthony HAWKINS			Pickup Sport 2.0L			
1 -	1:26.330	+ 3.721	10:07:46.262	5 -	5:17.822	+ 3:55.213	10:17:14.459
2 -	1:24.680	+ 2.071	10:09:10.942	6 -	6:05.868	+ 4:43.259	10:23:20.327
3 -	1:23.086	+ 0.477	10:10:34.028	7 -	1:23.272	+ 0.663	10:24:43.599
4 -	1:22.609		10:11:56.637				

Donington National
Circuit Length = 1.9573 miles
Start: 10:03 End: 10:25

Kuhmo BMW Championship

QUALIFYING - CLASSIFICATION

POS	NO	CL	NAME	ENTRY	TIME	ON	LAPS	GAP	DIFF	MPH
1	3	A	Garrie WHITTAKER	BMW M3 E30	1:19.109	6	10			89.07
2	5	A	Ian HILL	BMW E36 M3	1:19.415	6	10	0.306	0.306	88.72
3	21	A	Ian MUNNS	BMW M3 E36	1:19.500	6	10	0.391	0.085	88.63
4	9	A	Richard MALLINSON	BMW M3 E36	1:19.671	9	9	0.562	0.171	88.44
5	7	A	Giovanni di GENNARO	BMW E30 M3	1:20.038	7	9	0.929	0.367	88.03
6	99	A	John THORNE	BMW E46 M3	1:20.509	2	10	1.400	0.471	87.52
7	86	IN	Keith GENT	BMW E36 M3	1:20.531	7	10	1.422	0.022	87.49
8	19	A	Thomas WEBB	BMW M3 E36	1:20.843	7	9	1.734	0.312	87.16
9	16	A	Gary FRYER	BMW M3 Evo	1:20.885	7	9	1.776	0.042	87.11
10	13	A	Tom HOULBROOK	BMW E36 M3	1:20.890	4	9	1.781	0.005	87.11
11	10	A	Ian CRISP	BMW E36 M3 EVO	1:21.150	8	10	2.041	0.260	86.83
12	12	A	Joachim RITTER	BMW E36	1:21.216	8	9	2.107	0.066	86.76
13	15	A	Piers ROSS	BMW E36 M3 Evo	1:21.469	4	10	2.360	0.253	86.49
14	8	A	Martin WEBB	BMW E36M3	1:21.952	4	5	2.843	0.483	85.98
15	48	IN	David ROBINSON	BMW M3	1:22.306	5	8	3.197	0.354	85.61
16	30	B	Richard MARSH	BMW E36 M3	1:22.632	7	9	3.523	0.326	85.27
17	26	B	Karl CATTLEFF	BMW E30 M3	1:22.828	7	9	3.719	0.196	85.07
18	23	B	Paul MOLONEY	BMW E36 M3	1:22.936	7	9	3.827	0.108	84.96
19	4	A	Colin WHITMORE	BMW E36 M3	1:23.103	9	9	3.994	0.167	84.79
20	31	B	James CARD	BMW E30	1:23.242	9	10	4.133	0.139	84.64
21	24	B	Mark ASTALL	BMW E36	1:23.336	5	9	4.227	0.094	84.55
22	14	A	Des THRESH	BMW E30 M3	1:23.914	5	10	4.805	0.578	83.97
23	22	B	Evelyne BUANIC	BMW M3 E30	1:24.259	8	9	5.150	0.345	83.62
24	32	B	Rodger CARD	BMW E30	1:24.686	4	8	5.577	0.427	83.20
25	82	IN	Mark CAPEWELL	BMW M3	1:25.417	7	9	6.308	0.731	82.49
26	41	B	Stuart LAWS	BMW 325 E30	1:25.866	6	9	6.757	0.449	82.06
27	46	B	Catherine EVANS	BMW E30 M3	1:26.158	5	7	7.049	0.292	81.78
28	28	B	Adrian GILBERT	BMW M3 E36	1:26.679	8	9	7.570	0.521	81.29
29	90	IN	Simon HUDSON	BMW 325	1:26.934	8	9	7.825	0.255	81.05
30	84	IN	Mark MCLENNAN	BMW 635i	1:27.019	3	9	7.910	0.085	80.97
31	69	D	Liam HAMILTON	BMW 318 IS	1:30.165	2	9	11.056	3.146	78.14
32	70	D	Stephan LANFERMEIJER	BMW E36	1:30.337	7	8	11.228	0.172	78.00
33	43	IN	Phil ALCOCK	BMW 325 E30	1:33.592	7	7	14.483	3.255	75.28
34	71	D	Sean FOLEY	BMW 318	1:36.269	6	8	17.160	2.677	73.19

No's 43, 69, 70 - no transponders

Donington National
Circuit Length = 1.9573 miles
Start: 10:33 End: 10:49

These results are provisional until the conclusion of any judicial and technical matters.

Clerk of Course :	Timekeeper :
-------------------	--------------

Kuhmo BMW Championship

QUALIFYING - LAP ANALYSIS

3	Garrie WHITTAKER		BMW M3 E30			
1 -	1:29.945	+ 10.836	10:35:58.051	6 -	1:19.109	10:42:54.642
2 -	1:19.904	+ 0.795	10:37:17.955	7 -	1:22.696	+ 3.587
3 -	1:19.488	+ 0.379	10:38:37.443	8 -	1:20.231	+ 1.122
4 -	1:34.050	+ 14.941	10:40:11.493	9 -	1:19.272	+ 0.163
5 -	1:24.040	+ 4.931	10:41:35.533	10 -	1:19.955	+ 0.846
4	Colin WHITMORE		BMW E36 M3			
1 -	1:32.330	+ 9.227	10:36:46.567	6 -	1:25.535	+ 2.432
2 -	1:29.198	+ 6.095	10:38:15.765	7 -	1:23.729	+ 0.626
3 -	1:25.340	+ 2.237	10:39:41.105	8 -	1:25.180	+ 2.077
4 -	1:24.809	+ 1.706	10:41:05.914	9 -	1:23.103	10:48:07.144
5 -	1:23.683	+ 0.580	10:42:29.597			
5	Ian HILL		BMW E36 M3			
1 -	1:32.165	+ 12.750	10:36:43.671	6 -	1:19.415	10:43:24.330
2 -	1:21.162	+ 1.747	10:38:04.833	7 -	1:20.453	+ 1.038
3 -	1:19.795	+ 0.380	10:39:24.628	8 -	1:19.969	+ 0.554
4 -	1:19.989	+ 0.574	10:40:44.617	9 -	1:20.303	+ 0.888
5 -	1:20.298	+ 0.883	10:42:04.915	10 -	1:20.688	+ 1.273
7	Giovanni di GENNARO		BMW E30 M3			
1 -	1:28.152	+ 8.114	10:36:04.569	6 -	1:22.633	+ 2.595
2 -	1:23.497	+ 3.459	10:37:28.066	7 -	1:20.038	10:44:22.614
3 -	1:20.556	+ 0.518	10:38:48.622	8 -	1:37.178	+ 17.140
4 -	1:28.251	+ 8.213	10:40:16.873	9 -	1:29.211	+ 9.173
5 -	1:23.070	+ 3.032	10:41:39.943			
8	Martin WEBB		BMW E36M3			
1 -	1:35.208	+ 13.256	10:36:42.506	4 -	1:21.952	10:40:53.894
2 -	1:26.976	+ 5.024	10:38:09.482	5 -	1:22.283	+ 0.331
3 -	1:22.460	+ 0.508	10:39:31.942			
9	Richard MALLINSON		BMW M3 E36			
1 -	1:34.447	+ 14.776	10:36:06.691	6 -	1:19.948	+ 0.277
2 -	1:22.269	+ 2.598	10:37:28.960	7 -	1:23.694	+ 4.023
3 -	1:20.528	+ 0.857	10:38:49.488	8 -	1:23.468	+ 3.797
4 -	1:20.560	+ 0.889	10:40:10.048	9 -	1:19.671	10:46:58.108
5 -	1:21.279	+ 1.608	10:41:31.327			
10	Ian CRISP		BMW E36 M3 EVO			
1 -	1:28.964	+ 7.814	10:36:51.542	6 -	1:21.832	+ 0.682
2 -	1:25.182	+ 4.032	10:38:16.724	7 -	1:21.688	+ 0.538
3 -	1:22.346	+ 1.196	10:39:39.070	8 -	1:21.150	10:46:26.721
4 -	1:21.684	+ 0.534	10:41:00.754	9 -	1:22.332	+ 1.182
5 -	1:21.297	+ 0.147	10:42:22.051	10 -	1:22.016	+ 0.866
12	Joachim RITTER		BMW E36			
1 -	1:32.673	+ 11.457	10:36:24.162	6 -	1:21.338	+ 0.122
2 -	1:24.205	+ 2.989	10:37:48.367	7 -	1:54.501	+ 33.285
3 -	1:23.854	+ 2.638	10:39:12.221	8 -	1:21.216	10:46:34.213
4 -	1:22.581	+ 1.365	10:40:34.802	9 -	1:31.602	+ 10.386
5 -	1:22.356	+ 1.140	10:41:57.158			
13	Tom HOULBROOK		BMW E36 M3			
1 -	1:27.090	+ 6.200	10:36:33.142	6 -	1:21.239	+ 0.349
2 -	1:22.172	+ 1.282	10:37:55.314	7 -	1:24.071	+ 3.181
3 -	1:22.431	+ 1.541	10:39:17.745	8 -	1:49.056	+ 28.166
4 -	1:20.890		10:40:38.635	9 -	1:22.028	+ 1.138
5 -	1:23.630	+ 2.740	10:42:02.265			
14	Des THRESH		BMW E30 M3			
1 -	1:32.632	+ 8.718	10:36:02.555	6 -	1:27.469	+ 3.555
						10:43:12.483

Donington National
Circuit Length = 1.9573 miles
Start: 10:33 End: 10:49

Kuhmo BMW Championship

QUALIFYING - LAP ANALYSIS

2 -	1:27.480	+ 3.566	10:37:30.035	7 -	1:25.214	+ 1.300	10:44:37.697
3 -	1:25.287	+ 1.373	10:38:55.322	8 -	1:26.636	+ 2.722	10:46:04.333
4 -	1:25.778	+ 1.864	10:40:21.100	9 -	1:27.805	+ 3.891	10:47:32.138
5 -	1:23.914		10:41:45.014	10 -	1:26.204	+ 2.290	10:48:58.342
15	Piers ROSS			BMW E36 M3 Evo			
1 -	1:27.212	+ 5.743	10:36:19.706	6 -	1:23.716	+ 2.247	10:43:13.273
2 -	1:23.852	+ 2.383	10:37:43.558	7 -	1:24.745	+ 3.276	10:44:38.018
3 -	1:22.365	+ 0.896	10:39:05.923	8 -	1:23.456	+ 1.987	10:46:01.474
4 -	1:21.469		10:40:27.392	9 -	1:25.069	+ 3.600	10:47:26.543
5 -	1:22.165	+ 0.696	10:41:49.557	10 -	1:22.701	+ 1.232	10:48:49.244
16	Gary FRYER			BMW M3 Evo			
1 -	1:36.195	+ 15.310	10:36:59.936	6 -	1:22.067	+ 1.182	10:44:01.930
2 -	1:24.445	+ 3.560	10:38:24.381	7 -	1:20.885		10:45:22.815
3 -	1:22.065	+ 1.180	10:39:46.446	8 -	1:22.030	+ 1.145	10:46:44.845
4 -	1:28.848	+ 7.963	10:41:15.294	9 -	1:23.343	+ 2.458	10:48:08.188
5 -	1:24.569	+ 3.684	10:42:39.863				
19	Thomas WEBB			BMW M3 E36			
1 -	1:38.400	+ 17.557	10:36:47.470	6 -	1:21.291	+ 0.448	10:44:00.151
2 -	1:35.523	+ 14.680	10:38:22.993	7 -	1:20.843		10:45:20.994
3 -	1:28.930	+ 8.087	10:39:51.923	8 -	1:20.971	+ 0.128	10:46:41.965
4 -	1:21.342	+ 0.499	10:41:13.265	9 -	1:21.671	+ 0.828	10:48:03.636
5 -	1:25.595	+ 4.752	10:42:38.860				
21	Ian MUNNS			BMW M3 E36			
1 -	1:27.581	+ 8.081	10:36:27.628	6 -	1:19.500		10:43:25.741
2 -	1:21.922	+ 2.422	10:37:49.550	7 -	1:20.573	+ 1.073	10:44:46.314
3 -	1:20.654	+ 1.154	10:39:10.204	8 -	1:25.417	+ 5.917	10:46:11.731
4 -	1:30.431	+ 10.931	10:40:40.635	9 -	1:20.904	+ 1.404	10:47:32.635
5 -	1:25.606	+ 6.106	10:42:06.241	10 -	1:20.463	+ 0.963	10:48:53.098
22	Evelyne BUANIC			BMW M3 E30			
1 -	1:42.512	+ 18.253	10:36:45.533	6 -	1:25.835	+ 1.576	10:44:07.249
2 -	1:30.995	+ 6.736	10:38:16.528	7 -	1:25.129	+ 0.870	10:45:32.378
3 -	1:29.345	+ 5.086	10:39:45.873	8 -	1:24.259		10:46:56.637
4 -	1:26.274	+ 2.015	10:41:12.147	9 -	1:26.820	+ 2.561	10:48:23.457
5 -	1:29.267	+ 5.008	10:42:41.414				
23	Paul MOLONEY			BMW E36 M3			
1 -	1:34.386	+ 11.450	10:36:29.580	6 -	1:24.713	+ 1.777	10:43:37.146
2 -	1:23.675	+ 0.739	10:37:53.255	7 -	1:22.936		10:45:00.082
3 -	1:26.231	+ 3.295	10:39:19.486	8 -	1:23.685	+ 0.749	10:46:23.767
4 -	1:25.077	+ 2.141	10:40:44.563	9 -	1:40.382	+ 17.446	10:48:04.149
5 -	1:27.870	+ 4.934	10:42:12.433				
24	Mark ASTALL			BMW E36			
1 -	1:32.769	+ 9.433	10:36:49.606	6 -	1:24.203	+ 0.867	10:43:56.965
2 -	1:29.040	+ 5.704	10:38:18.646	7 -	1:24.795	+ 1.459	10:45:21.760
3 -	1:26.461	+ 3.125	10:39:45.107	8 -	1:26.788	+ 3.452	10:46:48.548
4 -	1:24.319	+ 0.983	10:41:09.426	9 -	1:26.237	+ 2.901	10:48:14.785
5 -	1:23.336		10:42:32.762				
26	Karl CATTLEFF			BMW E30 M3			
1 -	1:43.288	+ 20.460	10:37:14.629	6 -	1:22.914	+ 0.086	10:44:28.955
2 -	1:33.363	+ 10.535	10:38:47.992	7 -	1:22.828		10:45:51.783
3 -	1:29.876	+ 7.048	10:40:17.868	8 -	1:32.968	+ 10.140	10:47:24.751
4 -	1:24.221	+ 1.393	10:41:42.089	9 -	1:25.538	+ 2.710	10:48:50.289
5 -	1:23.952	+ 1.124	10:43:06.041				
28	Adrian GILBERT			BMW M3 E36			
1 -	1:38.542	+ 11.863	10:37:11.752	6 -	1:30.326	+ 3.647	10:44:42.645
2 -	1:31.655	+ 4.976	10:38:43.407	7 -	1:31.016	+ 4.337	10:46:13.661

Donington National
Circuit Length = 1.9573 miles
Start: 10:33 End: 10:49

Kuhmo BMW Championship

QUALIFYING - LAP ANALYSIS

3 -	1:29.295	+ 2.616	10:40:12.702	8 -	1:26.679		10:47:40.340
4 -	1:29.084	+ 2.405	10:41:41.786	9 -	1:27.066	+ 0.387	10:49:07.406
5 -	1:30.533	+ 3.854	10:43:12.319				
30	Richard MARSH		BMW E36 M3				
1 -	1:37.538	+ 14.906	10:36:18.748	6 -	1:35.479	+ 12.847	10:43:29.893
2 -	1:26.207	+ 3.575	10:37:44.955	7 -	1:22.632		10:44:52.525
3 -	1:23.019	+ 0.387	10:39:07.974	8 -	1:33.140	+ 10.508	10:46:25.665
4 -	1:22.795	+ 0.163	10:40:30.769	9 -	1:24.415	+ 1.783	10:47:50.080
5 -	1:23.645	+ 1.013	10:41:54.414				
31	James CARD		BMW E30				
1 -	1:36.126	+ 12.884	10:36:22.523	6 -	1:24.445	+ 1.203	10:43:32.437
2 -	1:30.057	+ 6.815	10:37:52.580	7 -	1:23.389	+ 0.147	10:44:55.826
3 -	1:25.951	+ 2.709	10:39:18.531	8 -	1:24.381	+ 1.139	10:46:20.207
4 -	1:24.160	+ 0.918	10:40:42.691	9 -	1:23.242		10:47:43.449
5 -	1:25.301	+ 2.059	10:42:07.992	10 -	1:26.003	+ 2.761	10:49:09.452
32	Rodger CARD		BMW E30				
1 -	1:30.657	+ 5.971	10:36:08.058	5 -	1:25.180	+ 0.494	10:41:48.568
2 -	1:25.874	+ 1.188	10:37:33.932	6 -	1:26.567	+ 1.881	10:43:15.135
3 -	1:24.770	+ 0.084	10:38:58.702	7 -	1:30.288	+ 5.602	10:44:45.423
4 -	1:24.686		10:40:23.388	8 -	1:41.216	+ 16.530	10:46:26.639
41	Stuart LAWS		BMW 325 E30				
1 -	1:36.093	+ 10.227	10:37:05.477	6 -	1:25.866		10:44:36.641
2 -	1:26.961	+ 1.095	10:38:32.438	7 -	1:27.305	+ 1.439	10:46:03.946
3 -	1:26.455	+ 0.589	10:39:58.893	8 -	1:28.324	+ 2.458	10:47:32.270
4 -	1:25.879	+ 0.013	10:41:24.772	9 -	1:26.787	+ 0.921	10:48:59.057
5 -	1:46.003	+ 20.137	10:43:10.775				
43	Phil ALCOCK		BMW 325 E30				
1 -	1:42.331	+ 8.739	10:38:27.712	5 -	1:35.172	+ 1.580	10:44:49.964
2 -	1:36.963	+ 3.371	10:40:04.675	6 -	1:35.491	+ 1.899	10:46:25.455
3 -	1:35.560	+ 1.968	10:41:40.235	7 -	1:33.592		10:47:59.047
4 -	1:34.557	+ 0.965	10:43:14.792				
46	Catherine EVANS		BMW E30 M3				
1 -	1:38.808	+ 12.650	10:36:28.888	5 -	1:26.158		10:42:22.852
2 -	1:30.435	+ 4.277	10:37:59.323	6 -	1:42.637	+ 16.479	10:44:05.489
3 -	1:28.282	+ 2.124	10:39:27.605	7 -	1:39.921	+ 13.763	10:45:45.410
4 -	1:29.089	+ 2.931	10:40:56.694				
48	David ROBINSON		BMW M3				
1 -	1:35.669	+ 13.363	10:37:10.247	5 -	1:22.306		10:42:54.383
2 -	1:24.818	+ 2.512	10:38:35.065	6 -	1:22.979	+ 0.673	10:44:17.362
3 -	1:28.253	+ 5.947	10:40:03.318	7 -	1:23.243	+ 0.937	10:45:40.605
4 -	1:28.759	+ 6.453	10:41:32.077	8 -	1:26.528	+ 4.222	10:47:07.133
69	Liam HAMILTON		BMW 318 IS				
1 -	1:35.431	+ 5.266	10:36:10.468	6 -	1:30.406	+ 0.241	10:43:45.041
2 -	1:30.165		10:37:40.633	7 -	1:30.788	+ 0.623	10:45:15.829
3 -	1:32.796	+ 2.631	10:39:13.429	8 -	1:30.990	+ 0.825	10:46:46.819
4 -	1:30.547	+ 0.382	10:40:43.976	9 -	1:51.254	+ 21.089	10:48:38.073
5 -	1:30.659	+ 0.494	10:42:14.635				
70	Stephan LANFERMEIJER		BMW E36				
1 -	1:41.595	+ 11.258	10:36:32.404	5 -	1:31.362	+ 1.025	10:44:13.192
2 -	3:03.415	+ 1:33.078	10:39:35.819	6 -	1:34.195	+ 3.858	10:45:47.387
3 -	1:34.539	+ 4.202	10:41:10.358	7 -	1:30.337		10:47:17.724
4 -	1:31.472	+ 1.135	10:42:41.830	8 -	1:34.545	+ 4.208	10:48:52.269
71	Sean FOLEY		BMW 318				
1 -	1:46.855	+ 10.586	10:37:07.777	5 -	1:38.181	+ 1.912	10:43:42.666

Donington National
Circuit Length = 1.9573 miles
Start: 10:33 End: 10:49

Kuhmo BMW Championship

QUALIFYING - LAP ANALYSIS

2 -	1:39.800	+ 3.531	10:38:47.577	6 -	1:36.269		10:45:18.935
3 -	1:39.270	+ 3.001	10:40:26.847	7 -	1:41.712	+ 5.443	10:47:00.647
4 -	1:37.638	+ 1.369	10:42:04.485	8 -	1:41.850	+ 5.581	10:48:42.497
82	Mark CAPEWELL			BMW M3			
1 -	1:40.910	+ 15.493	10:37:08.561	6 -	1:31.213	+ 5.796	10:44:41.046
2 -	1:30.869	+ 5.452	10:38:39.430	7 -	1:25.417		10:46:06.463
3 -	1:27.823	+ 2.406	10:40:07.253	8 -	1:26.903	+ 1.486	10:47:33.366
4 -	1:31.074	+ 5.657	10:41:38.327	9 -	1:32.728	+ 7.311	10:49:06.094
5 -	1:31.506	+ 6.089	10:43:09.833				
84	Mark MCLENNAN			BMW 635i			
1 -	1:35.171	+ 8.152	10:36:56.853	6 -	1:28.875	+ 1.856	10:44:18.451
2 -	1:30.971	+ 3.952	10:38:27.824	7 -	1:28.365	+ 1.346	10:45:46.816
3 -	1:27.019		10:39:54.843	8 -	1:28.241	+ 1.222	10:47:15.057
4 -	1:27.555	+ 0.536	10:41:22.398	9 -	1:28.688	+ 1.669	10:48:43.745
5 -	1:27.178	+ 0.159	10:42:49.576				
86	Keith GENT			BMW E36 M3			
1 -	1:30.349	+ 9.818	10:36:08.973	6 -	1:22.323	+ 1.792	10:42:59.455
2 -	1:21.288	+ 0.757	10:37:30.261	7 -	1:20.531		10:44:19.986
3 -	1:21.445	+ 0.914	10:38:51.706	8 -	1:23.838	+ 3.307	10:45:43.824
4 -	1:22.128	+ 1.597	10:40:13.834	9 -	1:20.772	+ 0.241	10:47:04.596
5 -	1:23.298	+ 2.767	10:41:37.132	10 -	1:24.020	+ 3.489	10:48:28.616
90	Simon HUDSON			BMW 325			
1 -	1:41.963	+ 15.029	10:36:53.346	6 -	1:28.825	+ 1.891	10:44:18.886
2 -	1:32.287	+ 5.353	10:38:25.633	7 -	1:52.565	+ 25.631	10:46:11.451
3 -	1:28.271	+ 1.337	10:39:53.904	8 -	1:26.934		10:47:38.385
4 -	1:28.782	+ 1.848	10:41:22.686	9 -	1:28.148	+ 1.214	10:49:06.533
5 -	1:27.375	+ 0.441	10:42:50.061				
99	John THORNE			BMW E46 M3			
1 -	1:26.663	+ 6.154	10:35:58.906	6 -	1:20.750	+ 0.241	10:42:43.384
2 -	1:20.509		10:37:19.415	7 -	1:20.651	+ 0.142	10:44:04.035
3 -	1:20.968	+ 0.459	10:38:40.383	8 -	1:20.690	+ 0.181	10:45:24.725
4 -	1:21.137	+ 0.628	10:40:01.520	9 -	1:21.148	+ 0.639	10:46:45.873
5 -	1:21.114	+ 0.605	10:41:22.634	10 -	1:22.819	+ 2.310	10:48:08.692

Donington National
 Circuit Length = 1.9573 miles
 Start: 10:33 End: 10:49

Kuhmo BMW Championship

RACE 8 - GRID

ROW 17	1:33.592 43 Phil ALCOCK	1:36.269 71 Sean FOLEY
ROW 16	1:30.165 69 Liam HAMILTON	1:30.337 70 Stephan LANFERMEIJER
ROW 15	1:26.934 90 Simon HUDSON	1:27.019 84 Mark MCLENNAN
ROW 14	1:26.158 46 Catherine EVANS	1:26.679 28 Adrian GILBERT
ROW 13	1:25.417 82 Mark CAPEWELL	1:25.866 41 Stuart LAWS
ROW 12	1:24.259 22 Evelyne BUANIC	1:24.686 32 Rodger CARD
ROW 11	1:23.336 24 Mark ASTALL	1:23.914 14 Des THRESH
ROW 10	1:23.103 4 Colin WHITMORE	1:23.242 31 James CARD
ROW 9	1:22.828 26 Karl CATTLIFF	1:22.936 23 Paul MOLONEY
ROW 8	1:22.306 48 David ROBINSON	1:22.632 30 Richard MARSH
ROW 7	1:21.469 15 Piers ROSS	1:21.952 8 Martin WEBB
ROW 6	1:21.150 10 Ian CRISP	1:21.216 12 Joachim RITTER
ROW 5	1:20.885 16 Gary FRYER	1:20.890 13 Tom HOULBROOK
ROW 4	1:20.531 86 Keith GENT	1:20.843 19 Thomas WEBB
ROW 3	1:20.038 7 Giovanni di GENNARO	1:20.509 99 John THORNE
ROW 2	1:19.500 21 Ian MUNNS	1:19.671 9 Richard MALLINSON
ROW 1	1:19.109 3 Garrie WHITTAKER	1:19.415 5 Ian HILL

Pole

Donington National
Circuit Length = 1.9573 miles

These results are provisional until the conclusion of any judicial and technical matters.

Clerk of Course :

Timekeeper :

Ferrari Challenge

QUALIFYING - CLASSIFICATION

POS	NO	CL	NAME	ENTRY	TIME	ON	LAPS	GAP	DIFF	MPH
1	76	C	Charlie WHITE	Ferrari F355 Challenge	1:18.610	7	9			89.63
2	60	C	Wayne MARRS	Ferrari 355 Challenge	1:18.950	4	9	0.340	0.340	89.25
3	23	C	Graham REEDER	Ferrari 355 Challenge	1:19.053	4	9	0.443	0.103	89.13
4	30	C	Mark IANSON	Ferrari 355 Challenge	1:19.224	4	6	0.614	0.171	88.94
5	85	C	David EDGE	Ferrari 355 Challenge	1:19.902	6	9	1.292	0.678	88.18
6	61	C	Edward BOURN	Ferrari 355 Challenge	1:20.064	7	8	1.454	0.162	88.00
7	27	S	Alan COSBY	Ferrari F512M	1:20.730	8	8	2.120	0.666	87.28
8	41	C	John SHIRLEY	Ferrari 355	1:22.755	3	9	4.145	2.025	85.14
9	71	C	Robert PULLEYN	Ferrari 355 Challenge	1:23.062	5	8	4.452	0.307	84.83
10	46	S	Tristan SIMPSON	Ferrari 328 GTB	1:23.528	4	5	4.918	0.466	84.35
11	7	1	Steve TANDY	Ferrari Daytona	1:24.324	7	8	5.714	0.796	83.56
12	17	2	Nicky PAUL-BARRON	Ferrari 328 GTB	1:24.524	4	5	5.914	0.200	83.36
13	20	3	Fred HONNOR	Ferrari 308 GTB	1:25.188	5	8	6.578	0.664	82.71
14	6	2	Dave TOMLIN	Ferrari 328 GTB	1:25.894	3	9	7.284	0.706	82.03
15	5	2	Chris BUTLER	Ferrari 328 GTB	1:25.944	5	8	7.334	0.050	81.98
16	9	C	David GOODWIN	Ferrari Mondial T	1:26.021	3	9	7.411	0.077	81.91
17	19	C	David HATHAWAY	Ferrari 355 CH	1:26.858	3	7	8.248	0.837	81.12
18	38	3	William JENKINS	Ferrari 308 GTB	1:27.078	6	9	8.468	0.220	80.91
19	16	3	Richard MOSELEY	Ferrari 308 GTB	1:27.684	5	7	9.074	0.606	80.36
20	54	3	Nigel JENKINS	Ferrari 328 GTB	1:27.793	6	8	9.183	0.109	80.26
21	10	3	Sam WHITMAN	Ferrari 328 GTB	1:28.201	4	8	9.591	0.408	79.88
22	40	C	Peter ROWLEY	Ferrari F355 Challenge	1:28.421	6	8	9.811	0.220	79.69
23	8	3	David MOUNTAIN	Ferrari GT4	1:28.694	6	8	10.084	0.273	79.44
24	72	2	Ben CARTWRIGHT	Ferrari 328 GTB	1:28.866	4	8	10.256	0.172	79.29
25	15	2	Peter MOSELEY	Ferrari 328 GTB	1:28.968	5	8	10.358	0.102	79.20
26	44	B	Christopher GODDARD	Ferrari 308 GTB	1:29.709	2	8	11.099	0.741	78.54
27	47	2	Geoff NEAL	Ferrari 328 GTB	1:30.005	5	8	11.395	0.296	78.28
28	31	3	Peter FISK	Ferrari Mondial QV	1:30.360	4	8	11.750	0.355	77.98
29	11	3	John SWIFT	Ferrari 308 GTB	1:30.403	8	8	11.793	0.043	77.94
30	33	2	Pauline GOODWIN	Ferrari 328	1:31.842	6	8	13.232	1.439	76.72
31	24	2	John DAY	Ferrari 328 GTB	1:32.495	7	8	13.885	0.653	76.18
32	4	2	Didier BENAROYA	Ferrari Mondial	1:33.978	2	2	15.368	1.483	74.97
33	2	1	Stuart ANDERSON	Ferrari 250 GTE / TRC	1:35.563	6	7	16.953	1.585	73.73
34	25	2	Richard FENNY	Ferrari Dino 308 GT4	1:36.924	6	8	18.314	1.361	72.69
35	29	2	William MOORWOOD	Ferrari 308 GT4	1:38.743	8	8	20.133	1.819	71.36

Donington National
Circuit Length = 1.9573 miles
Start: 11:05 End: 11:19

These results are provisional until the conclusion of any judicial and technical matters.

Clerk of Course :	Timekeeper :
-------------------	--------------

Ferrari Challenge

QUALIFYING - LAP ANALYSIS

2	Stuart ANDERSON		Ferrari 250 GTE / TRC				
1 -	1:46.719	+ 11.156	11:08:27.961	5 -	1:36.189	+ 0.626	11:14:57.334
2 -	1:39.765	+ 4.202	11:10:07.726	6 -	1:35.563		11:16:32.897
3 -	1:35.952	+ 0.389	11:11:43.678	7 -	1:35.937	+ 0.374	11:18:08.834
4 -	1:37.467	+ 1.904	11:13:21.145				
4	Didier BENAROYA		Ferrari Mondial				
1 -	1:49.557	+ 15.579	11:07:54.434	2 -	1:33.978		11:09:28.412
5	Chris BUTLER		Ferrari 328 GTB				
1 -	1:56.918	+ 30.974	11:07:51.705	5 -	1:25.944		11:13:49.450
2 -	1:35.290	+ 9.346	11:09:26.995	6 -	1:27.847	+ 1.903	11:15:17.297
3 -	1:28.887	+ 2.943	11:10:55.882	7 -	1:28.716	+ 2.772	11:16:46.013
4 -	1:27.624	+ 1.680	11:12:23.506	8 -	1:30.725	+ 4.781	11:18:16.738
6	Dave TOMLIN		Ferrari 328 GTB				
1 -	1:36.933	+ 11.039	11:07:19.601	6 -	1:29.323	+ 3.429	11:14:37.804
2 -	1:28.339	+ 2.445	11:08:47.940	7 -	1:26.337	+ 0.443	11:16:04.141
3 -	1:25.894		11:10:13.834	8 -	1:26.272	+ 0.378	11:17:30.413
4 -	1:27.621	+ 1.727	11:11:41.455	9 -	1:26.895	+ 1.001	11:18:57.308
5 -	1:27.026	+ 1.132	11:13:08.481				
7	Steve TANDY		Ferrari Daytona				
1 -	1:35.168	+ 10.844	11:08:17.799	5 -	1:30.113	+ 5.789	11:14:10.206
2 -	1:28.269	+ 3.945	11:09:46.068	6 -	1:29.355	+ 5.031	11:15:39.561
3 -	1:26.572	+ 2.248	11:11:12.640	7 -	1:24.324		11:17:03.885
4 -	1:27.453	+ 3.129	11:12:40.093	8 -	1:24.830	+ 0.506	11:18:28.715
8	David MOUNTAIN		Ferrari GT4				
1 -	1:39.221	+ 10.527	11:07:52.058	5 -	1:30.154	+ 1.460	11:13:58.967
2 -	1:33.053	+ 4.359	11:09:25.111	6 -	1:28.694		11:15:27.661
3 -	1:31.696	+ 3.002	11:10:56.807	7 -	1:29.062	+ 0.368	11:16:56.723
4 -	1:32.006	+ 3.312	11:12:28.813	8 -	1:28.895	+ 0.201	11:18:25.618
9	David GOODWIN		Ferrari Mondial T				
1 -	1:37.559	+ 11.538	11:07:20.948	6 -	1:27.879	+ 1.858	11:14:38.577
2 -	1:27.927	+ 1.906	11:08:48.875	7 -	1:26.385	+ 0.364	11:16:04.962
3 -	1:26.021		11:10:14.896	8 -	1:28.765	+ 2.744	11:17:33.727
4 -	1:27.509	+ 1.488	11:11:42.405	9 -	1:34.148	+ 8.127	11:19:07.875
5 -	1:28.293	+ 2.272	11:13:10.698				
10	Sam WHITMAN		Ferrari 328 GTB				
1 -	1:57.534	+ 29.333	11:07:49.223	5 -	1:28.864	+ 0.663	11:13:45.741
2 -	1:30.569	+ 2.368	11:09:19.792	6 -	1:28.819	+ 0.618	11:15:14.560
3 -	1:28.884	+ 0.683	11:10:48.676	7 -	1:28.872	+ 0.671	11:16:43.432
4 -	1:28.201		11:12:16.877	8 -	1:30.656	+ 2.455	11:18:14.088
11	John SWIFT		Ferrari 308 GTB				
1 -	1:40.381	+ 9.978	11:08:40.080	5 -	1:32.164	+ 1.761	11:14:46.838
2 -	1:31.175	+ 0.772	11:10:11.255	6 -	1:30.564	+ 0.161	11:16:17.402
3 -	1:32.897	+ 2.494	11:11:44.152	7 -	1:32.039	+ 1.636	11:17:49.441
4 -	1:30.522	+ 0.119	11:13:14.674	8 -	1:30.403		11:19:19.844
15	Peter MOSELEY		Ferrari 328 GTB				
1 -	1:42.486	+ 13.518	11:07:58.933	5 -	1:28.968		11:14:12.113
2 -	1:38.232	+ 9.264	11:09:37.165	6 -	1:29.700	+ 0.732	11:15:41.813
3 -	1:31.751	+ 2.783	11:11:08.916	7 -	1:30.899	+ 1.931	11:17:12.712
4 -	1:34.229	+ 5.261	11:12:43.145	8 -	1:31.706	+ 2.738	11:18:44.418
16	Richard MOSELEY		Ferrari 308 GTB				
1 -	3:44.467	+ 2:16.783	11:10:05.862	5 -	1:27.684		11:16:05.626
2 -	1:28.538	+ 0.854	11:11:34.400	6 -	1:28.267	+ 0.583	11:17:33.893

Donington National
Circuit Length = 1.9573 miles
Start: 11:05 End: 11:19

Ferrari Challenge

QUALIFYING - LAP ANALYSIS

3 -	1:29.647	+ 1.963	11:13:04.047	7 -	1:30.842	+ 3.158	11:19:04.735
4 -	1:33.895	+ 6.211	11:14:37.942				
17	Nicky PAUL-BARRON		Ferrari 328 GTB				
1 -	1:42.886	+ 18.362	11:07:43.024	4 -	1:24.524		11:12:03.129
2 -	1:29.573	+ 5.049	11:09:12.597	5 -	1:24.922	+ 0.398	11:13:28.051
3 -	1:26.008	+ 1.484	11:10:38.605				
19	David HATHAWAY		Ferrari 355 CH				
1 -	1:36.299	+ 9.441	11:08:24.887	5 -	1:27.715	+ 0.857	11:14:16.704
2 -	1:30.370	+ 3.512	11:09:55.257	6 -	1:28.008	+ 1.150	11:15:44.712
3 -	1:26.858		11:11:22.115	7 -	1:29.150	+ 2.292	11:17:13.862
4 -	1:26.874	+ 0.016	11:12:48.989				
20	Fred HONNOR		Ferrari 308 GTB				
1 -	1:39.064	+ 13.876	11:07:58.053	5 -	1:25.188		11:13:52.853
2 -	1:32.335	+ 7.147	11:09:30.388	6 -	1:25.367	+ 0.179	11:15:18.220
3 -	1:31.642	+ 6.454	11:11:02.030	7 -	1:26.309	+ 1.121	11:16:44.529
4 -	1:25.635	+ 0.447	11:12:27.665	8 -	1:26.692	+ 1.504	11:18:11.221
23	Graham REEDER		Ferrari 355 Challenge				
1 -	1:57.108	+ 38.055	11:07:43.781	6 -	1:21.446	+ 2.393	11:14:32.375
2 -	1:25.108	+ 6.055	11:09:08.889	7 -	1:21.703	+ 2.650	11:15:54.078
3 -	1:20.553	+ 1.500	11:10:29.442	8 -	1:20.865	+ 1.812	11:17:14.943
4 -	1:19.053		11:11:48.495	9 -	1:24.735	+ 5.682	11:18:39.678
5 -	1:22.434	+ 3.381	11:13:10.929				
24	John DAY		Ferrari 328 GTB				
1 -	1:40.093	+ 7.598	11:07:59.613	5 -	1:38.727	+ 6.232	11:14:21.227
2 -	1:35.940	+ 3.445	11:09:35.553	6 -	1:34.791	+ 2.296	11:15:56.018
3 -	1:32.697	+ 0.202	11:11:08.250	7 -	1:32.495		11:17:28.513
4 -	1:34.250	+ 1.755	11:12:42.500	8 -	1:33.762	+ 1.267	11:19:02.275
25	Richard FENNY		Ferrari Dino 308 GT4				
1 -	1:47.202	+ 10.278	11:08:12.527	5 -	1:37.633	+ 0.709	11:14:48.285
2 -	1:43.550	+ 6.626	11:09:56.077	6 -	1:36.924		11:16:25.209
3 -	1:37.083	+ 0.159	11:11:33.160	7 -	1:37.383	+ 0.459	11:18:02.592
4 -	1:37.492	+ 0.568	11:13:10.652	8 -	1:38.601	+ 1.677	11:19:41.193
27	Alan COSBY		Ferrari F512M				
1 -	1:31.881	+ 11.151	11:08:23.957	5 -	1:29.076	+ 8.346	11:14:11.462
2 -	1:30.039	+ 9.309	11:09:53.996	6 -	1:25.497	+ 4.767	11:15:36.959
3 -	1:22.323	+ 1.593	11:11:16.319	7 -	1:20.867	+ 0.137	11:16:57.826
4 -	1:26.067	+ 5.337	11:12:42.386	8 -	1:20.730		11:18:18.556
29	William MOORWOOD		Ferrari 308 GT4				
1 -	1:44.938	+ 6.195	11:07:57.947	5 -	1:41.282	+ 2.539	11:14:41.922
2 -	1:38.779	+ 0.036	11:09:36.726	6 -	1:40.103	+ 1.360	11:16:22.025
3 -	1:43.165	+ 4.422	11:11:19.891	7 -	1:39.653	+ 0.910	11:18:01.678
4 -	1:40.749	+ 2.006	11:13:00.640	8 -	1:38.743		11:19:40.421
30	Mark IANSON		Ferrari 355 Challenge				
1 -	1:59.452	+ 40.228	11:07:41.626	4 -	1:19.224		11:11:47.321
2 -	1:26.785	+ 7.561	11:09:08.411	5 -	1:21.488	+ 2.264	11:13:08.809
3 -	1:19.686	+ 0.462	11:10:28.097	6 -	1:21.332	+ 2.108	11:14:30.141
31	Peter FISK		Ferrari Mondial QV				
1 -	1:41.031	+ 10.671	11:08:18.381	5 -	1:30.521	+ 0.161	11:14:29.457
2 -	1:37.839	+ 7.479	11:09:56.220	6 -	1:30.777	+ 0.417	11:16:00.234
3 -	1:32.356	+ 1.996	11:11:28.576	7 -	1:31.076	+ 0.716	11:17:31.310
4 -	1:30.360		11:12:58.936	8 -	1:39.248	+ 8.888	11:19:10.558

Donington National
Circuit Length = 1.9573 miles
Start: 11:05 End: 11:19

Ferrari Challenge

QUALIFYING - LAP ANALYSIS

33	Pauline GOODWIN		Ferrari 328				
1 -	1:46.722	+ 14.880	11:07:56.294	5 -	1:32.140	+ 0.298	11:14:10.844
2 -	1:35.305	+ 3.463	11:09:31.599	6 -	1:31.842		11:15:42.686
3 -	1:35.075	+ 3.233	11:11:06.674	7 -	1:34.882	+ 3.040	11:17:17.568
4 -	1:32.030	+ 0.188	11:12:38.704	8 -	1:32.883	+ 1.041	11:18:50.451
38	William JENKINS		Ferrari 308 GTB				
1 -	1:55.101	+ 28.023	11:07:47.782	6 -	1:27.078		11:15:04.750
2 -	1:27.585	+ 0.507	11:09:15.367	7 -	1:27.426	+ 0.348	11:16:32.176
3 -	1:27.192	+ 0.114	11:10:42.559	8 -	1:27.588	+ 0.510	11:17:59.764
4 -	1:27.882	+ 0.804	11:12:10.441	9 -	1:29.279	+ 2.201	11:19:29.043
5 -	1:27.231	+ 0.153	11:13:37.672				
40	Peter ROWLEY		Ferrari F355 Challenge				
1 -	1:36.285	+ 7.864	11:08:09.751	5 -	1:31.319	+ 2.898	11:14:15.913
2 -	1:29.888	+ 1.467	11:09:39.639	6 -	1:28.421		11:15:44.334
3 -	1:33.784	+ 5.363	11:11:13.423	7 -	1:34.264	+ 5.843	11:17:18.598
4 -	1:31.171	+ 2.750	11:12:44.594	8 -	1:34.062	+ 5.641	11:18:52.660
41	John SHIRLEY		Ferrari 355				
1 -	1:58.492	+ 35.737	11:07:47.374	6 -	1:23.823	+ 1.068	11:14:45.206
2 -	1:24.385	+ 1.630	11:09:11.759	7 -	1:24.059	+ 1.304	11:16:09.265
3 -	1:22.755		11:10:34.514	8 -	1:23.216	+ 0.461	11:17:32.481
4 -	1:23.060	+ 0.305	11:11:57.574	9 -	1:26.912	+ 4.157	11:18:59.393
5 -	1:23.809	+ 1.054	11:13:21.383				
44	Christopher GODDARD		Ferrari 308 GTB				
1 -	1:38.186	+ 8.477	11:08:08.502	5 -	1:31.279	+ 1.570	11:14:17.059
2 -	1:29.709		11:09:38.211	6 -	1:30.280	+ 0.571	11:15:47.339
3 -	1:33.095	+ 3.386	11:11:11.306	7 -	1:32.033	+ 2.324	11:17:19.372
4 -	1:34.474	+ 4.765	11:12:45.780	8 -	1:29.975	+ 0.266	11:18:49.347
46	Tristan SIMPSON		Ferrari 328 GTB				
1 -	3:38.937	+ 2:15.409	11:10:04.852	4 -	1:23.528		11:14:18.524
2 -	1:24.862	+ 1.334	11:11:29.714	5 -	1:26.571	+ 3.043	11:15:45.095
3 -	1:25.282	+ 1.754	11:12:54.996				
47	Geoff NEAL		Ferrari 328 GTB				
1 -	1:51.892	+ 21.887	11:07:54.841	5 -	1:30.005		11:14:06.901
2 -	1:34.779	+ 4.774	11:09:29.620	6 -	1:33.727	+ 3.722	11:15:40.628
3 -	1:36.457	+ 6.452	11:11:06.077	7 -	1:31.527	+ 1.522	11:17:12.155
4 -	1:30.819	+ 0.814	11:12:36.896	8 -	1:36.631	+ 6.626	11:18:48.786
54	Nigel JENKINS		Ferrari 328 GTB				
1 -	1:37.145	+ 9.352	11:08:20.344	5 -	1:29.333	+ 1.540	11:14:21.501
2 -	1:33.170	+ 5.377	11:09:53.514	6 -	1:27.793		11:15:49.294
3 -	1:30.069	+ 2.276	11:11:23.583	7 -	1:29.596	+ 1.803	11:17:18.890
4 -	1:28.585	+ 0.792	11:12:52.168	8 -	1:29.018	+ 1.225	11:18:47.908
60	Wayne MARRS		Ferrari 355 Challenge				
1 -	1:57.638	+ 38.688	11:07:45.179	6 -	1:22.707	+ 3.757	11:14:34.007
2 -	1:24.352	+ 5.402	11:09:09.531	7 -	1:22.350	+ 3.400	11:15:56.357
3 -	1:20.592	+ 1.642	11:10:30.123	8 -	1:20.275	+ 1.325	11:17:16.632
4 -	1:18.950		11:11:49.073	9 -	1:22.297	+ 3.347	11:18:38.929
5 -	1:22.227	+ 3.277	11:13:11.300				
61	Edward BOURN		Ferrari 355 Challenge				
1 -	1:31.613	+ 11.549	11:08:25.643	5 -	1:25.398	+ 5.334	11:14:07.233
2 -	1:27.111	+ 7.047	11:09:52.754	6 -	1:20.557	+ 0.493	11:15:27.790
3 -	1:22.426	+ 2.362	11:11:15.180	7 -	1:20.064		11:16:47.854
4 -	1:26.655	+ 6.591	11:12:41.835	8 -	1:25.464	+ 5.400	11:18:13.318

Donington National
Circuit Length = 1.9573 miles
Start: 11:05 End: 11:19


Ferrari Challenge

QUALIFYING - LAP ANALYSIS

71	Robert PULLEYN		Ferrari 355 Challenge			
1 -	1:40.120	+ 17.058	11:07:50.956	5 -	1:23.062	11:13:32.463
2 -	1:28.001	+ 4.939	11:09:18.957	6 -	1:25.244	+ 2.182
3 -	1:25.303	+ 2.241	11:10:44.260	7 -	1:25.487	+ 2.425
4 -	1:25.141	+ 2.079	11:12:09.401	8 -	1:30.213	+ 7.151
72	Ben CARTWRIGHT		Ferrari 328 GTB			
1 -	1:37.653	+ 8.787	11:08:13.802	5 -	1:40.737	+ 11.871
2 -	1:33.478	+ 4.612	11:09:47.280	6 -	1:30.242	+ 1.376
3 -	1:31.456	+ 2.590	11:11:18.736	7 -	1:30.210	+ 1.344
4 -	1:28.866		11:12:47.602	8 -	1:38.108	+ 9.242
76	Charlie WHITE		Ferrari F355 Challenge			
1 -	1:33.510	+ 14.900	11:08:20.381	6 -	1:18.649	+ 0.039
2 -	1:25.708	+ 7.098	11:09:46.089	7 -	1:18.610	11:16:26.952
3 -	1:23.381	+ 4.771	11:11:09.470	8 -	1:20.490	+ 1.880
4 -	1:20.178	+ 1.568	11:12:29.648	9 -	1:21.382	+ 2.772
5 -	1:20.045	+ 1.435	11:13:49.693			
85	David EDGE		Ferrari 355 Challenge			
1 -	1:31.562	+ 11.660	11:08:03.560	6 -	1:19.902	11:15:03.809
2 -	1:28.443	+ 8.541	11:09:32.003	7 -	1:21.462	+ 1.560
3 -	1:27.653	+ 7.751	11:10:59.656	8 -	1:21.655	+ 1.753
4 -	1:23.492	+ 3.590	11:12:23.148	9 -	1:21.523	+ 1.621
5 -	1:20.759	+ 0.857	11:13:43.907			

Ferrari Challenge

RACE 9 - GRID

ROW 19	1:38.743 29 William MOORWOOD		
ROW 18		1:35.563 2 Stuart ANDERSON	1:36.924 25 Richard FENNY
ROW 17	1:32.495 24 John DAY		1:33.978 4 Didier BENAROYA
ROW 16		1:30.403 11 John SWIFT	1:31.842 33 Pauline GOODWIN
ROW 15	1:30.005 47 Geoff NEAL		1:30.360 31 Peter FISK
ROW 14		1:28.968 15 Peter MOSELEY	1:29.709 44 Christopher GODDARD
ROW 13	1:28.694 8 David MOUNTAIN		1:28.866 72 Ben CARTWRIGHT
ROW 12		1:27.793 54 Nigel JENKINS	1:28.201 10 Sam WHITMAN
ROW 11	1:27.078 38 William JENKINS		1:27.684 16 Richard MOSELEY
ROW 10		1:25.944 5 Chris BUTLER	1:26.021 9 David GOODWIN
ROW 9	1:25.188 20 Fred HONNOR		1:25.894 6 Dave TOMLIN
ROW 8		1:24.324 7 Steve TANDY	1:24.524 17 Nicky PAUL-BARRON
ROW 7			
ROW 6		1:26.858 19 David HATHAWAY	1:28.421 40 Peter ROWLEY
ROW 5	1:23.062 71 Robert PULLEYN		1:23.528 46 Tristan SIMPSON
ROW 4		1:20.730 27 Alan COSBY	1:22.755 41 John SHIRLEY
ROW 3	1:19.902 85 David EDGE		1:20.064 61 Edward BOURN
ROW 2		1:19.053 23 Graham REEDER	1:19.224 30 Mark IANSON
ROW 1	1:18.610 76 Charlie WHITE		1:18.950 60 Wayne MARRS
Pole			
			

Donington National
Circuit Length = 1.9573 miles

These results are provisional until the conclusion of any judicial and technical matters.

Clerk of Course :		Timekeeper :

Legends Cars Championship (Heat 1)

RACE 1 - CLASSIFICATION

POS	NO	CL	NAME	ENTRY	LAPS	TIME	GAP	DIFF	MPH	BEST	ON
1	32		Peter MORTON	Legends Ford Coupe	6	8:39.351			81.40	1:25.327	3
2	50		Dave NEWSHAM	Legend Ford Coupe	6	8:39.449	0.098	0.098	81.39	1:24.883	3
3	2		Lee FITZPATRICK	Legend Ford Coupe	6	8:39.857	0.506	0.408	81.32	1:25.259	4
4	19		Lawrence DAVEY	Legend Chevy Coupe	6	8:46.950	7.599	7.093	80.23	1:26.444	3
5	11		Simon BELCHER	Legends Ford Coupe	6	8:50.729	11.378	3.779	79.66	1:26.042	3
6	6		John MARSHALL	Ford Coupe	6	8:51.174	11.823	0.445	79.59	1:26.338	3
7	12		Stephen TREHERNE	Legends Ford Coupe 1934	6	8:52.772	13.421	1.598	79.35	1:27.106	3
8	69		Gerard MCCOSH	Legend Ford Coupe	6	9:00.731	21.380	7.959	78.18	1:27.492	3
9	9		Scott BOOTH	Legend 1937 Chevy	6	9:00.868	21.517	0.137	78.16	1:27.840	6
10	85		Iain HOLDEN	Legends Chevy Coupe	6	9:01.167	21.816	0.299	78.12	1:27.550	6
11	72		Glenn BURTENSHAW	Legend 34 Ford Coupe	6	9:02.052	22.701	0.885	77.99	1:28.178	3
12	24		Matthew PAPE	Legend Ford Coupe	6	9:02.195	22.844	0.143	77.97	1:28.041	3
13	3		Ross MARSHALL	Legend Ford Coupe	6	9:04.861	25.510	2.666	77.59	1:27.024	6
14	99		Brian COOKE	Legend	6	9:05.084	25.733	0.223	77.56	1:27.853	3
15	77		Robin WEBB	Legend Chevy Coupe	6	9:10.535	31.184	5.451	76.79	1:28.952	6
16	76		David VERNON	Ford 1934 Coupe	6	9:14.070	34.719	3.535	76.30	1:30.177	3
17	40		Roger COUSINS	Legend 1934 Ford Coupe	6	9:14.637	35.286	0.567	76.22	1:28.796	3
18	43		Mick MERCER	Legend	6	9:14.960	35.609	0.323	76.18	1:30.505	6
19	67		Bob BECKY	Ford 34 Coupe	6	9:17.123	37.772	2.163	75.88	1:30.871	3
20	20		Derek LINLEY	Legend Chevy Coupe	6	9:20.869	41.518	3.746	75.37	1:30.178	6
21	4		Darren GAULTON	Legend Ford Coupe	6	9:29.334	49.983	8.465	74.25	1:29.225	5

NOT CLASSIFIED

DNF	5		John HIGGINS	Legends Ford Coupe	4	5:53.846	2 laps	2 laps	79.65	1:25.376	3
DNF	16		Richard POCKLINGTON	Ford Coupe	0						

FASTEST LAP

50			Dave NEWSHAM	Legend Ford Coupe	3	1:24.883		83.01 mph		133.59 kph	
----	--	--	--------------	-------------------	---	----------	--	-----------	--	------------	--

These results are provisional until the conclusion of any judicial and technical matters.

Donington National
Circuit Length = 1.9573 miles
Start: 11:29 End: 11:39

Clerk of Course :		Timekeeper :	
-------------------	--	--------------	--

Legends Cars Championship (Heat 1)

RACE 1 - LAP CHART

Lap 1			Lap 2			Lap 3			Lap 4			Lap 5		
No	Behind	Laptime	No	Behind	Laptime	No	Behind	Laptime	No	Behind	Laptime	No	Behind	Laptime
50		1:28.741	32		1:26.506	32		1:25.327	50		1:25.352	32		1:26.313
32	0.319	1:29.060	50	0.690	1:27.515	50	0.246	1:24.883	32	0.176	1:25.774	50	0.135	1:26.624
2	2.083	1:30.824	2	1.107	1:25.849	2	1.065	1:25.285	2	0.726	1:25.259	2	0.490	1:26.253
19	2.867	1:31.608	19	2.766	1:26.724	19	3.883	1:26.444	19	5.193	1:26.908	19	6.168	1:27.464
5	4.025	1:32.766	11	5.558	1:27.851	11	6.273	1:26.042	5	7.355	1:26.420	6	9.783	1:28.216
11	4.532	1:33.273	6	6.208	1:27.731	5	6.533	1:25.376	11	7.446	1:26.771	11	9.898	1:28.941
6	5.302	1:34.043	5	6.484	1:29.284	6	7.219	1:26.338	6	8.056	1:26.435	12	12.682	1:27.237
85	5.828	1:34.569	12	8.359	1:27.924	12	10.138	1:27.106	12	11.934	1:27.394	69	19.671	1:28.903
9	6.583	1:35.324	3	9.252	1:28.799	9	12.907	1:28.535	9	16.871	1:29.562	9	20.048	1:29.666
12	7.260	1:36.001	9	9.699	1:29.941	85	13.076	1:28.341	69	17.257	1:29.517	72	20.437	1:29.366
3	7.278	1:36.019	85	10.062	1:31.059	69	13.338	1:27.492	72	17.560	1:29.413	85	20.637	1:29.073
4	7.515	1:36.256	4	10.402	1:29.712	72	13.745	1:28.178	85	18.053	1:30.575	24	20.959	1:29.149
72	8.213	1:36.954	72	10.894	1:29.506	24	14.247	1:28.041	24	18.299	1:29.650	4	21.197	1:29.225
76	8.339	1:37.080	69	11.173	1:28.733	4	14.627	1:29.552	4	18.461	1:29.432	99	21.672	1:29.182
99	8.591	1:37.332	24	11.533	1:28.090	99	15.147	1:27.853	99	18.979	1:29.430	3	24.857	1:27.550
69	9.265	1:38.006	76	12.441	1:30.927	76	17.291	1:30.177	76	23.170	1:31.477	77	28.603	1:30.496
43	10.231	1:38.972	99	12.621	1:30.855	40	19.082	1:28.796	40	23.599	1:30.115	40	29.013	1:31.903
24	10.268	1:39.009	43	15.320	1:31.914	43	20.848	1:30.855	3	23.796	1:27.379	76	29.680	1:32.999
40	10.736	1:39.477	40	15.613	1:31.702	77	21.118	1:29.917	77	24.596	1:29.076	43	31.475	1:30.660
67	11.625	1:40.366	67	15.742	1:30.942	67	21.286	1:30.871	67	26.735	1:31.047	67	32.118	1:31.872
77	11.754	1:40.495	77	16.528	1:31.599	3	22.015	1:38.090	43	27.304	1:32.054	20	37.711	1:30.848
20	12.140	1:40.881	20	17.315	1:32.000	20	23.133	1:31.145	20	33.352	1:35.817			

Legends Cars Championship (Heat 1)

RACE 1 - LAP CHART

Lap 6		
No	Behind	Laptime
32		1:26.371
50	0.098	1:26.334
2	0.506	1:26.387
19	7.599	1:27.802
11	11.378	1:27.851
6	11.823	1:28.411
12	13.421	1:27.110
69	21.380	1:28.080
9	21.517	1:27.840
85	21.816	1:27.550
72	22.701	1:28.635
24	22.844	1:28.256
3	25.510	1:27.024
99	25.733	1:30.432
77	31.184	1:28.952
76	34.719	1:31.410
40	35.286	1:32.644
43	35.609	1:30.505
67	37.772	1:32.025
20	41.518	1:30.178
4	49.983	1:55.157

Delphi British Truck Racing Association Championship (Class A)

RACE 2 - CLASSIFICATION

POS	NO	CL	NAME	ENTRY	LAPS	TIME	GAP	DIFF	MPH	BEST	ON
1	9	A	Stuart OLIVER	Man TGA	8	11:54.839			78.85	1:28.510	3
2	6	A	Chris LEVETT	Man TGS 480	8	11:55.237	0.398	0.398	78.81	1:28.117	4
3	69	A	David JENKINS	MAN TGA	8	12:11.392	16.553	16.155	77.07	1:30.973	6
4	8	A	Steve HORNE	Mercedes Benz Axor 1843	8	12:11.606	16.767	0.214	77.05	1:30.057	4
5	95	A	Richard COLLETT	ERF	8	12:12.654	17.815	1.048	76.94	1:30.813	4
6	84	A	Mat SUMMERFIELD	Man TGA 410	8	12:28.638	33.799	15.984	75.29	1:30.642	4
7	55	A	Graham POWELL	ERF ECX	8	12:44.110	49.271	15.472	73.77	1:33.955	7
8	60	A	Roger BROOKFIELD	DAE CF	8	13:09.367	1:14.528	25.257	71.41	1:37.428	5
NOT CLASSIFIED											
DNC	50	A	Carl BROOKFIELD	ERF E14	4	12:06.940	4 laps	4 laps	38.77	1:42.420	2
DNF	19	A	Paul MCCUMISKY	Vilvo FM12	1		7 laps	3 laps			
FASTEST LAP											
6	A	Chris LEVETT	Man TGS 480	4	1:28.117			79.96 mph		128.69 kph	

These results are provisional until the conclusion of any judicial and technical matters.

Donington National
 Circuit Length = 1.9573 miles
 Start: 11:59 End: 12:12

Clerk of Course :		Timekeeper :
-------------------	--	--------------

Delphi British Truck Racing Association Championship (Class A)

RACE 2 - LAP CHART

Lap 1			Lap 2			Lap 3			Lap 4			Lap 5		
No	Behind	Laptime	No	Behind	Laptime	No	Behind	Laptime	No	Behind	Laptime	No	Behind	Laptime
9		1:31.745	9		1:28.936	9		1:28.510	9		1:29.259	9		1:28.702
69	1.147	1:32.892	69	3.339	1:31.128	6	4.510	1:29.548	6	3.368	1:28.117	6	2.929	1:28.263
6	1.624	1:33.369	6	3.472	1:30.784	69	5.930	1:31.101	69	7.920	1:31.249	69	10.694	1:31.476
95	2.844	1:34.589	95	5.263	1:31.355	95	7.707	1:30.954	95	9.261	1:30.813	8	10.974	1:30.109
84	3.596	1:35.341	84	6.062	1:31.402	8	8.769	1:30.536	8	9.567	1:30.057	95	11.698	1:31.139
8	4.470	1:36.215	8	6.743	1:31.209	84	9.298	1:31.746	84	10.681	1:30.642	84	12.727	1:30.748
55	9.251	1:40.996	55	15.075	1:34.760	55	21.991	1:35.426	55	27.667	1:34.935	55	33.123	1:34.158
60	10.509	1:42.254	60	19.958	1:38.385	60	29.330	1:37.882	60	39.399	1:39.328	60	48.125	1:37.428
50	11.423	1:43.168	50	24.907	1:42.420	50	50.849	1:54.452						
19	35.117	2:06.862												


Delphi British Truck Racing Association Championship (Class A)

RACE 2 - LAP CHART

Lap 6			Lap 7			Lap 8		
No	Behind	Laptime	No	Behind	Laptime	No	Behind	Laptime
9		1:29.471	9		1:28.820	9		1:29.396
6	1.835	1:28.377	6	1.195	1:28.180	6	0.398	1:28.599
69	12.196	1:30.973	69	14.399	1:31.023	50	4 LAPS	6:46.900
8	12.586	1:31.083	8	14.687	1:30.921	69	16.553	1:31.550
95	13.371	1:31.144	95	15.389	1:30.838	8	16.767	1:31.476
84	15.824	1:32.568	84	31.116	1:44.112	95	17.815	1:31.822
55	38.492	1:34.840	55	43.627	1:33.955	84	33.799	1:32.079
60	56.344	1:37.690	60	1:05.801	1:38.277	55	49.271	1:35.040
						60	1:14.528	1:38.123

Delphi British Truck Racing Association Championship (Class A)

RACE 6 - GRID

ROW 5	50 Carl BROOKFIELD	19 Paul MCCUMISKY
ROW 4	55 Graham POWELL	60 Roger BROOKFIELD
ROW 3	95 Richard COLLETT	84 Mat SUMMERFIELD
ROW 2	69 David JENKINS	8 Steve HORNE
ROW 1	9 Stuart OLIVER	6 Chris LEVETT
Pole		
		

Donington National
Circuit Length = 1.9573 miles

These results are provisional until the conclusion of any judicial and technical matters.

Clerk of Course :

Timekeeper :

Pickup Truck Racing Championship

RACE 4 - CLASSIFICATION

POS	NO	CL	NAME	ENTRY	LAPS	TIME	GAP	DIFF	MPH	BEST	ON
1	10		Chris DAWKINS	Pickup Sport 2.0L	14	19:18.065			85.18	1:20.991	10
2	16		Steve DANCE	Pickup Sport 2.0L	14	19:19.601	1.536	1.536	85.07	1:21.591	11
3	54		Gavin SEAGER	Pickup Sport 2.0L	14	19:20.465	2.400	0.864	85.00	1:20.685	4
4	15		Simon CARR	Pickup Sport 2.0L	14	19:25.114	7.049	4.649	84.66	1:20.900	11
5	63		Phil WHITE	Pickup Sport 2.0L	14	19:27.104	9.039	1.990	84.52	1:22.181	10
6	4		Peter STEVENS	Pickup Sport 2.0L	14	19:27.132	9.067	0.028	84.52	1:21.755	4
7	93		Michael SMITH	Pickup Sport 2.0L	14	19:34.253	16.188	7.121	84.00	1:21.221	5
8	98		Anthony HAWKINS	Pickup Sport 2.0L	14	19:37.753	19.688	3.500	83.76	1:22.484	6
9	8		Andy PYKE	Pickup Sport 2.0L	14	20:12.211	54.146	34.458	81.37	1:23.509	4
10	6		Robert BUTTERFIELD	Pickup Sport 2.0L	14	20:13.376	55.311	1.165	81.30	1:23.866	10
11	37		Neil TRESSLER	Pickup Sport 2.0L	14	20:29.929	1:11.864	16.553	80.20	1:24.755	2
12	26		Paul SAUNDERS	Pickup Sport 2.0L	13	19:45.546	1 lap	1 lap	77.26	1:21.893	5
13	9		Pete WILKINSON	Pickup Sport 2.0L	13	20:15.996	1 lap	30.450	75.33	1:21.165	3
14	2		Dave BRIGGS	Pickup Sport 2.0L	13	20:30.725	1 lap	14.729	74.42	1:21.835	13
15	3		Julian ARNOLD	Pickup Sport 2.0L	12	20:10.848	2 laps	1 lap	69.83	1:24.486	3

NOT CLASSIFIED

<i>DNF</i>	7		Tony MUMFORD	Pickup Sport 2.0L	5	7:07.178	9 laps	7 laps	82.47	1:22.336	3
<i>DNF</i>	69		Lee ROGERS	Pickup Sport 2.0L	5	7:19.419	9 laps	12.241	80.17	1:24.399	3
<i>DNF</i>	24		Richard NOVELL	Pickup Sport 2.0L	3	4:29.815	11 laps	2 laps	78.34	1:25.329	2
<i>DNF</i>	14		Damien CARR	Pickup Sport 2.0L	1		13 laps	2 laps			

FASTEST LAP

54	Gavin SEAGER	Pickup Sport 2.0L	4	1:20.685	87.33 mph	140.54 kph
----	---------------------	-------------------	---	----------	-----------	------------

These results are provisional until the conclusion of any judicial and technical matters.

Donington National
Circuit Length = 1.9573 miles
Start: 13:35 End: 13:55

Clerk of Course :		Timekeeper :	
-------------------	--	--------------	--

Pickup Truck Racing Championship

RACE 4 - LAP CHART

Lap 1			Lap 2			Lap 3			Lap 4			Lap 5		
No	Behind	Laptime	No	Behind	Laptime	No	Behind	Laptime	No	Behind	Laptime	No	Behind	Laptime
10		1:24.940	10		1:21.240	10		1:21.152	10		1:21.659	9		1:21.433
9	0.367	1:25.307	9	0.298	1:21.171	9	0.311	1:21.165	9	0.088	1:21.436	10	0.502	1:22.023
7	1.931	1:26.871	54	3.816	1:21.499	54	4.084	1:21.420	54	3.110	1:20.685	54	4.923	1:23.334
2	2.006	1:26.946	63	4.126	1:23.210	63	5.808	1:22.834	63	6.472	1:22.323	15	7.893	1:22.205
63	2.156	1:27.096	2	5.113	1:24.347	2	6.216	1:22.255	15	7.209	1:21.633	63	8.090	1:23.139
16	2.633	1:27.573	16	5.672	1:24.279	15	7.235	1:22.705	16	7.880	1:21.797	16	8.655	1:22.296
15	2.822	1:27.762	15	5.682	1:24.100	16	7.742	1:23.222	4	8.210	1:21.755	4	8.920	1:22.231
54	3.557	1:28.497	4	7.270	1:24.048	4	8.114	1:21.996	93	9.578	1:21.288	93	9.278	1:21.221
24	4.184	1:29.124	7	7.849	1:27.158	7	9.033	1:22.336	98	12.886	1:23.302	26	13.454	1:21.893
4	4.462	1:29.402	24	8.273	1:25.329	93	9.949	1:21.843	26	13.082	1:22.991	98	16.249	1:24.884
98	4.755	1:29.695	98	8.882	1:25.367	98	11.243	1:23.513	7	13.680	1:26.306	7	16.666	1:24.507
26	5.184	1:30.124	93	9.258	1:24.462	26	11.750	1:23.306	3	17.792	1:26.001	69	28.907	1:32.275
3	5.745	1:30.685	26	9.596	1:25.652	3	13.450	1:24.486	69	18.153	1:26.079	8	30.454	1:24.444
93	6.036	1:30.976	3	10.116	1:25.611	69	13.733	1:24.399	8	27.531	1:23.509	2	1 LAP	3:12.986
69	6.951	1:31.891	69	10.486	1:24.775	24	22.483	1:35.362	37	32.572	1:27.441	37	37.996	1:26.945
37	7.729	1:32.669	37	11.244	1:24.755	8	25.681	1:24.132	6	39.506	1:25.641	6	44.459	1:26.474
14	13.702	1:38.642	8	22.701	1:24.050	37	26.790	1:36.698				3	1:19.633	2:23.362
8	19.891	1:44.831	6	31.378	1:26.500	6	35.524	1:25.298						
6	26.118	1:51.058												

Donington National
 Circuit Length = 1.9573 miles
 Start: 13:35 End: 13:55

Pickup Truck Racing Championship

RACE 4 - LAP CHART

Lap 6			Lap 7			Lap 8			Lap 9			Lap 10		
No	Behind	Laptime	No	Behind	Laptime	No	Behind	Laptime	No	Behind	Laptime	No	Behind	Laptime
9		1:21.767	9		1:23.201	9		1:24.452	10		1:24.671	10		1:20.991
10	0.251	1:21.516	10	0.528	1:23.478	10	0.147	1:24.071	54	0.679	1:24.552	54	0.636	1:20.948
54	4.571	1:21.415	54	3.832	1:22.462	54	0.945	1:21.565	15	0.744	1:21.709	15	1.244	1:21.491
15	7.973	1:21.847	15	6.639	1:21.867	15	3.853	1:21.666	16	4.304	1:21.844	16	5.279	1:21.966
63	9.704	1:23.381	63	9.096	1:22.593	16	7.278	1:22.031	63	4.993	1:22.337	63	6.183	1:22.181
16	9.917	1:23.029	16	9.699	1:22.983	63	7.474	1:22.830	4	5.219	1:22.305	4	6.320	1:22.092
93	10.094	1:22.583	4	10.295	1:23.098	4	7.732	1:21.889	98	13.864	1:23.856	98	15.977	1:23.104
4	10.398	1:23.245	26	12.759	1:22.165	26	11.018	1:22.711	93	18.023	1:24.901	93	19.118	1:22.086
26	13.795	1:22.108	98	16.482	1:22.717	98	14.826	1:22.796	3	2 LAPS	2:42.152	3	2 LAPS	1:27.959
98	16.966	1:22.484	93	20.220	1:33.327	93	17.940	1:22.172	26	29.570	1:43.370	8	38.929	1:25.784
8	33.559	1:24.872	3	1 LAP	1:57.736 P	8	34.211	1:24.076	8	34.136	1:24.743	6	50.089	1:23.866
2	1 LAP	1:23.173	8	34.587	1:24.229	6	48.104	1:24.717	9	38.623	2:03.441	37	56.815	1:26.949
37	42.732	1:26.503	37	46.654	1:27.123	37	49.332	1:27.130	6	47.214	1:23.928	2	1 LAP	1:22.522
6	46.975	1:24.283	6	47.839	1:24.065	2	1 LAP	1:23.919	37	50.857	1:26.343			
			2	1 LAP	2:01.966				2	1 LAP	1:22.457			


Pickup Truck Racing Championship

RACE 4 - LAP CHART

Lap 11			Lap 12			Lap 13			Lap 14		
No	Behind	Laptime	No	Behind	Laptime	No	Behind	Laptime	No	Behind	Laptime
10		1:21.401	54		1:21.773	54		1:21.782	10		1:25.951
54	0.364	1:21.129	10	0.540	1:22.677	15	0.569	1:21.725	16	1.536	1:23.057
15	0.743	1:20.900	15	0.626	1:22.020	10	1.053	1:22.295	54	2.400	1:29.404
16	5.469	1:21.591	16	5.537	1:22.205	16	5.483	1:21.728	15	7.049	1:33.484
63	7.491	1:22.709	4	8.836	1:22.904	63	11.468	1:23.929	63	9.039	1:24.575
4	8.069	1:23.150	63	9.321	1:23.967	4	11.896	1:24.842	4	9.067	1:24.175
98	17.936	1:23.360	98	18.938	1:23.139	93	19.985	1:21.934	93	16.188	1:23.207
93	19.632	1:21.915	93	19.833	1:22.338	98	20.047	1:22.891	98	19.688	1:26.645
26	1 LAP	2:41.483	26	1 LAP	1:23.227	26	1 LAP	1:23.306	26	1 LAP	1:23.210
3	2 LAPS	1:26.740	3	2 LAPS	1:28.567	8	49.044	1:25.770	3	2 LAPS	1:28.899
8	42.991	1:25.463	8	45.056	1:24.202	3	2 LAPS	1:28.650	8	54.146	1:32.106
6	52.779	1:24.091	6	54.841	1:24.199	6	57.726	1:24.667	6	55.311	1:24.589
9	1 LAP	3:02.555	9	1 LAP	1:24.246	9	1 LAP	1:23.988	9	1 LAP	1:21.834
37	1:02.447	1:27.033	37	1:07.489	1:27.179	37	1:12.460	1:26.753	37	1:11.864	1:26.408
2	1 LAP	1:22.197	2	1 LAP	1:23.150	2	1 LAP	1:22.972	2	1 LAP	1:21.835

Delphi British Truck Racing Association Championship (Class B)

RACE 7 - GRID

ROW 6	30	Steven TAYLOR		
ROW 5	68	David JENKINS	58	Andrew LOVENBERRY
ROW 4	70	Brian BURT	90	Adam ATKINS
ROW 3	97	Garry GEORGE	54	Steven POWELL
ROW 2	25	Ben HORNE	96	Gareth DAVIS
ROW 1	32	Cees ZANDBERGEN	81	Elton BOOCOCK
Pole				
				

Donington National
Circuit Length = 1.9573 miles

These results are provisional until the conclusion of any judicial and technical matters.

Clerk of Course :		Timekeeper :
-------------------	--	--------------

Legends Cars Championship (Heat 2)

RACE 5 - CLASSIFICATION

POS	NO	CL	NAME	ENTRY	LAPS	TIME	GAP	DIFF	MPH	BEST	ON
1	5		John HIGGINS	Legends Ford Coupe	6	8:41.099			81.13	1:26.372	4
2	2		Lee FITZPATRICK	Legend Ford Coupe	6	8:45.797	4.698	4.698	80.40	1:26.059	4
3	50		Dave NEWSHAM	Legend Ford Coupe	6	8:46.072	4.973	0.275	80.36	1:26.631	4
4	32		Peter MORTON	Legends Ford Coupe	6	8:48.302	7.203	2.230	80.02	1:25.334	4
5	3		Ross MARSHALL	Legend Ford Coupe	6	8:50.797	9.698	2.495	79.65	1:26.939	3
6	12		Stephen TREHERNE	Legends Ford Coupe 1934	6	8:50.828	9.729	0.031	79.64	1:25.784	2
7	16		Richard POCKLINGTON	Ford Coupe	6	8:54.924	13.825	4.096	79.03	1:27.572	2
8	11		Simon BELCHER	Legends Ford Coupe	6	8:55.160	14.061	0.236	79.00	1:27.900	2
9	6		John MARSHALL	Ford Coupe	6	8:55.621	14.522	0.461	78.93	1:27.259	6
10	85		Iain HOLDEN	Legends Chevy Coupe	6	8:57.405	16.306	1.784	78.67	1:27.641	2
11	72		Glenn BURTENSHAW	Legend 34 Ford Coupe	6	8:58.806	17.707	1.401	78.46	1:27.876	2
12	9		Scott BOOTH	Legend 1937 Chevy	6	8:58.964	17.865	0.158	78.44	1:27.647	3
13	24		Matthew PAPE	Legend Ford Coupe	6	8:59.719	18.620	0.755	78.33	1:28.078	3
14	99		Brian COOKE	Legend	6	8:59.909	18.810	0.190	78.30	1:28.494	3
15	77		Robin WEBB	Legend Chevy Coupe	6	9:09.529	28.430	9.620	76.93	1:28.798	3
16	43		Mick MERCER	Legend	6	9:15.384	34.285	5.855	76.12	1:30.484	3
17	67		Bob BECKY	Ford 34 Coupe	6	9:15.522	34.423	0.138	76.10	1:31.063	2
18	52		Neil LONGMAN	Legends 1937 Ford Sedan	6	9:16.310	35.211	0.788	75.99	1:29.896	5
19	76		David VERNON	Ford 1934 Coupe	6	9:17.037	35.938	0.727	75.89	1:30.112	5
20	20		Derek LINLEY	Legend Chevy Coupe	6	9:30.625	49.526	13.588	74.09	1:30.779	2
21	4		Darren GAULTON	Legend Ford Coupe	6	10:08.238	1:27.139	37.613	69.50	1:29.625	2
NOT CLASSIFIED											
DNF	69		Gerard MCCOSH	Legend Ford Coupe	5	7:29.990	1 lap	1 lap	78.29	1:27.784	3
DNF	19		Lawrence DAVEY	Legend Chevy Coupe	3	4:32.098	3 laps	2 laps	77.68	1:28.045	2
DNF	40		Roger COUSINS	Legend 1934 Ford Coupe	0						
FASTEST LAP											
	32		Peter MORTON	Legends Ford Coupe	4	1:25.334			82.57 mph	132.88 kph	

These results are provisional until the conclusion of any judicial and technical matters.

Donington National
Circuit Length = 1.9573 miles
Start: 14:09 End: 14:19

Clerk of Course :		Timekeeper :	
-------------------	--	--------------	--

Legends Cars Championship (Heat 2)

RACE 5 - LAP CHART

Lap 1			Lap 2			Lap 3			Lap 4			Lap 5		
No	Behind	Laptime	No	Behind	Laptime	No	Behind	Laptime	No	Behind	Laptime	No	Behind	Laptime
5		1:27.964	5		1:26.480	5		1:26.705	5		1:26.372	5		1:26.763
19	1.821	1:29.785	19	3.386	1:28.045	50	3.913	1:26.787	32	4.030	1:25.334	50	4.634	1:27.225
9	2.266	1:30.230	2	3.636	1:27.627	2	4.873	1:27.942	50	4.172	1:26.631	2	5.014	1:27.217
2	2.489	1:30.453	50	3.831	1:26.953	32	5.068	1:26.866	2	4.560	1:26.059	32	8.086	1:30.819
50	3.358	1:31.322	12	3.971	1:25.784	12	5.394	1:28.128	12	7.081	1:28.059	12	8.330	1:28.012
85	3.836	1:31.800	9	4.761	1:28.975	9	5.703	1:27.647	3	7.196	1:27.610	3	8.686	1:28.253
11	4.390	1:32.354	32	4.907	1:25.961	3	5.958	1:26.939	11	10.186	1:29.289	16	12.509	1:28.631
12	4.667	1:32.631	85	4.997	1:27.641	85	7.173	1:28.881	9	10.377	1:31.046	11	12.873	1:29.450
3	4.753	1:32.717	3	5.724	1:27.451	11	7.269	1:28.164	16	10.641	1:29.449	6	14.078	1:28.047
24	5.131	1:33.095	11	5.810	1:27.900	16	7.564	1:27.922	85	10.895	1:30.094	85	14.685	1:30.553
16	5.255	1:33.219	16	6.347	1:27.572	72	9.575	1:29.249	6	12.794	1:28.866	9	14.696	1:31.082
32	5.426	1:33.390	6	6.617	1:27.507	6	10.300	1:30.388	72	13.592	1:30.389	69	15.706	1:27.884
6	5.590	1:33.554	72	7.031	1:27.876	24	10.682	1:28.078	24	14.216	1:29.906	72	15.822	1:28.993
72	5.635	1:33.599	4	9.003	1:29.625	19	10.949	1:34.268	69	14.585	1:28.467	24	16.198	1:28.745
4	5.858	1:33.822	24	9.309	1:30.658	99	11.528	1:28.494	99	14.878	1:29.722	99	16.664	1:28.549
99	6.314	1:34.278	99	9.739	1:29.905	4	12.374	1:30.076	77	22.579	1:30.599	77	24.855	1:29.039
67	6.757	1:34.721	67	11.340	1:31.063	69	12.490	1:27.784	67	23.252	1:33.897	67	27.880	1:31.391
69	9.512	1:37.476	69	11.411	1:28.379	67	15.727	1:31.092	43	25.288	1:32.330	43	29.817	1:31.292
43	10.691	1:38.655	43	15.551	1:31.340	77	18.352	1:28.798	76	27.794	1:31.370	76	31.143	1:30.112
76	12.319	1:40.283	77	16.259	1:28.968	43	19.330	1:30.484	52	28.392	1:30.995	52	31.525	1:29.896
20	12.492	1:40.456	20	16.791	1:30.779	76	22.796	1:31.020	4	31.423	1:45.421	20	44.875	1:33.384
52	13.191	1:41.155	52	17.679	1:30.968	52	23.769	1:32.795	20	38.254	1:31.953	4	1:02.277	1:57.617
77	13.771	1:41.735	76	18.481	1:32.642	20	32.673	1:42.587						

Legends Cars Championship (Heat 2)

RACE 5 - LAP CHART

Lap 6		
No	Behind	Laptime
5		1:26.815
2	4.698	1:26.499
50	4.973	1:27.154
32	7.203	1:25.932
3	9.698	1:27.827
12	9.729	1:28.214
16	13.825	1:28.131
11	14.061	1:28.003
6	14.522	1:27.259
85	16.306	1:28.436
72	17.707	1:28.700
9	17.865	1:29.984
24	18.620	1:29.237
99	18.810	1:28.961
77	28.430	1:30.390
43	34.285	1:31.283
67	34.423	1:33.358
52	35.211	1:30.501
76	35.938	1:31.610
20	49.526	1:31.466
4	1:27.139	1:51.677

Delphi British Truck Racing Association Championship (Class A)

RACE 6 - CLASSIFICATION

POS	NO	CL	NAME	ENTRY	LAPS	TIME	GAP	DIFF	MPH	BEST	ON
1	9	A	Stuart OLIVER	Man TGA	8	11:52.757			79.08	1:28.286	2
2	6	A	Chris LEVETT	Man TGS 480	8	11:54.075	1.318	1.318	78.94	1:28.353	2
3	69	A	David JENKINS	MAN TGA	8	12:11.523	18.766	17.448	77.05	1:30.221	2
4	84	A	Mat SUMMERFIELD	Man TGA 410	8	12:14.518	21.761	2.995	76.74	1:30.297	3
5	95	A	Richard COLLETT	ERF	8	12:16.576	23.819	2.058	76.53	1:31.168	4
6	55	A	Graham POWELL	ERF ECX	8	12:36.728	43.971	20.152	74.49	1:33.156	2
7	60	A	Roger BROOKFIELD	DAE CF	8	13:08.231	1:15.474	31.503	71.51	1:37.030	3
8	50	A	Carl BROOKFIELD	ERF E14	8	13:14.231	1:21.474	6.000	70.97	1:37.336	2
NOT CLASSIFIED											
DNF	19	A	Paul MCCUMISKY	Vilvo FM12	3	5:31.326	5 laps	5 laps	63.80	1:44.404	2
DNF	8	A	Steve HORNE	Mercedes Benz Axor 1843	0						
FASTEST LAP											
9	A	Stuart OLIVER	Man TGA	2	1:28.286			79.81 mph		128.44 kph	

These results are provisional until the conclusion of any judicial and technical matters.

Donington National
 Circuit Length = 1.9573 miles
 Start: 14:42 End: 14:55

Clerk of Course :		Timekeeper :	
-------------------	--	--------------	--

Delphi British Truck Racing Association Championship (Class A)

RACE 6 - LAP CHART

Lap 1			Lap 2			Lap 3			Lap 4			Lap 5		
No	Behind	Laptime	No	Behind	Laptime	No	Behind	Laptime	No	Behind	Laptime	No	Behind	Laptime
6		1:29.910	6		1:28.353	6		1:28.402	6		1:29.301	9		1:29.231
9	1.010	1:30.920	9	0.943	1:28.286	9	1.127	1:28.586	9	0.302	1:28.476	6	1.030	1:30.563
69	3.073	1:32.983	69	4.941	1:30.221	69	7.548	1:31.009	69	9.514	1:31.267	69	11.410	1:31.429
95	4.682	1:34.592	95	8.235	1:31.906	84	10.314	1:30.297	84	11.788	1:30.775	84	14.867	1:32.612
84	5.415	1:35.325	84	8.419	1:31.357	95	11.732	1:31.899	95	13.599	1:31.168	95	15.903	1:31.837
55	7.415	1:37.325	55	12.218	1:33.156	55	17.377	1:33.561	55	21.248	1:33.172	55	26.421	1:34.706
60	11.626	1:41.536	60	20.658	1:37.385	60	29.286	1:37.030	60	38.645	1:38.660	60	47.131	1:38.019
50	15.762	1:45.672	50	24.745	1:37.336	50	34.523	1:38.180	50	43.461	1:38.239	50	52.801	1:38.873
19	23.980	1:53.890	19	40.031	1:44.404	19	1:04.661	1:53.032						

Donington National
 Circuit Length = 1.9573 miles
 Start: 14:42 End: 14:55

Delphi British Truck Racing Association Championship (Class A)

RACE 6 - LAP CHART

Lap 6			Lap 7			Lap 8		
No	Behind	Laptime	No	Behind	Laptime	No	Behind	Laptime
9		1:28.693	9		1:29.215	9		1:29.350
6	1.501	1:29.164	6	1.727	1:29.441	6	1.318	1:28.941
69	14.369	1:31.652	69	16.710	1:31.556	69	18.766	1:31.406
84	16.757	1:30.583	84	18.895	1:31.353	84	21.761	1:32.216
95	19.074	1:31.864	95	21.229	1:31.370	95	23.819	1:31.940
55	31.917	1:34.189	55	37.013	1:34.311	55	43.971	1:36.308
60	56.537	1:38.099	60	1:05.393	1:38.071	60	1:15.474	1:39.431
50	1:02.523	1:38.415	50	1:11.793	1:38.485	50	1:21.474	1:39.031

Delphi British Truck Racing Association Championship (Class B)

RACE 7 - CLASSIFICATION

POS	NO	CL	NAME	ENTRY	LAPS	TIME	GAP	DIFF	MPH	BEST	ON
1	68	B	David JENKINS	Sisu SL250	8	13:15.276			70.88	1:37.930	2
2	96	B	Gareth DAVIS	Seddon Atkinson Strato	8	13:17.719	2.443	2.443	70.66	1:38.112	3
3	54	B	Steven POWELL	Ford Cargo	8	13:17.950	2.674	0.231	70.64	1:38.106	4
4	32	B	Cees ZANDBERGEN	Scania T124	8	13:38.364	23.088	20.414	68.88	1:38.352	3
5	30	B	Steven TAYLOR	Vovlo FM12	8	13:39.742	24.466	1.378	68.76	1:40.226	3
6	90	B	Adam ATKINS	White Road Boss II	8	13:47.407	32.131	7.665	68.12	1:40.978	3
7	58	B	Andrew LOVENBERRY	Sisu SL250	8	13:48.709	33.433	1.302	68.02	1:41.317	2
NOT CLASSIFIED											
DNF	70	B	Brian BURT	Volvo White	7	11:58.868	1 lap	1 lap	68.61	1:40.145	4
DNF	81	B	Elton BOOCOCK	Seddon Atkinson	4	6:36.260	4 laps	3 laps	71.12	1:38.516	3
DNF	97	B	Garry GEORGE	Foden Alpha	4	6:36.649	4 laps	0.389	71.05	1:37.440	4
FASTEST LAP											
97	B	Garry GEORGE	Foden Alpha		4	1:37.440		72.31 mph		116.37 kph	

These results are provisional until the conclusion of any judicial and technical matters.

Donington National
 Circuit Length = 1.9573 miles
 Start: 15:05 End: 15:20

Clerk of Course :		Timekeeper :
-------------------	--	--------------

Delphi British Truck Racing Association Championship (Class B)

RACE 7 - LAP CHART

Lap 1			Lap 2			Lap 3			Lap 4			Lap 5		
No	Behind	Laptime	No	Behind	Laptime	No	Behind	Laptime	No	Behind	Laptime	No	Behind	Laptime
81		1:38.793	68		1:37.930	68		1:38.499	68		1:39.335	68		1:42.790
68	0.704	1:39.497	81	0.694	1:39.328	81	0.711	1:38.516	81	0.999	1:39.623	96	2.100	1:40.513
32	1.175	1:39.968	32	1.628	1:39.087	32	1.481	1:38.352	32	1.255	1:39.109	54	2.485	1:40.442
97	2.135	1:40.928	97	2.660	1:39.159	97	3.283	1:39.122	97	1.388	1:37.440	32	4.492	1:46.027
96	4.248	1:43.041	96	5.369	1:39.755	96	4.982	1:38.112	96	4.377	1:38.730	30	14.703	1:41.771
54	5.294	1:44.087	54	6.118	1:39.458	54	6.062	1:38.443	54	4.833	1:38.106	70	15.690	1:41.729
58	8.865	1:47.658	58	11.548	1:41.317	30	14.490	1:40.226	30	15.722	1:40.567	90	18.038	1:42.189
70	8.882	1:47.675	70	11.814	1:41.566	70	15.941	1:42.626	70	16.751	1:40.145	58	19.702	1:41.453
90	9.400	1:48.193	30	12.763	1:41.499	90	16.293	1:40.978	90	18.639	1:41.681			
30	9.898	1:48.691	90	13.814	1:43.048	58	16.401	1:43.352	58	21.039	1:43.973			

Donington National
 Circuit Length = 1.9573 miles
 Start: 15:05 End: 15:20


Delphi British Truck Racing Association Championship (Class B)

RACE 7 - LAP CHART

Lap 6			Lap 7			Lap 8		
No	Behind	Laptime	No	Behind	Laptime	No	Behind	Laptime
68		1:38.716	68		1:39.085	68		1:39.424
96	3.106	1:39.722	96	2.737	1:38.716	96	2.443	1:39.130
54	3.656	1:39.887	54	3.183	1:38.612	54	2.674	1:38.915
32	17.142	1:51.366	32	21.170	1:43.113	32	23.088	1:41.342
30	18.322	1:42.335	30	22.551	1:43.314	30	24.466	1:41.339
70	19.169	1:42.195	70	23.016	1:42.932	90	32.131	1:44.713
58	22.388	1:41.402	90	26.842	1:43.499	58	33.433	1:44.465
90	22.428	1:43.106	58	28.392	1:45.089			

Donington Truck Attack Race

RACE 10 - GRID

ROW 11	19 Paul MCCUMISKY	8 Steve HORNE
ROW 10	60 Roger BROOKFIELD	50 Carl BROOKFIELD
ROW 9	95 Richard COLLETT	55 Graham POWELL
ROW 8	69 David JENKINS	84 Mat SUMMERFIELD
ROW 7	9 Stuart OLIVER	6 Chris LEVETT
ROW 6		
ROW 5	81 Elton BOOCOCK	97 Garry GEORGE
ROW 4	58 Andrew LOVENBERRY	70 Brian BURT
ROW 3	30 Steven TAYLOR	90 Adam ATKINS
ROW 2	54 Steven POWELL	32 Cees ZANDBERGEN
ROW 1	68 David JENKINS	96 Gareth DAVIS
Pole		
		

Donington National
Circuit Length = 1.9573 miles

These results are provisional until the conclusion of any judicial and technical matters.

Clerk of Course :		Timekeeper :

Kuhmo BMW Championship

RACE 8 - CLASSIFICATION

POS	NO	CL	NAME	ENTRY	LAPS	TIME	GAP	DIFF	MPH	BEST	ON
1	21	A	Ian MUNNS	BMW M3 E36	12	16:17.803			86.47	1:19.867	10
2	9	A	Richard MALLINSON	BMW M3 E36	12	16:21.746	3.943	3.943	86.12	1:20.059	10
3	86	IN	Keith GENT	BMW E36 M3	12	16:24.779	6.976	3.033	85.86	1:20.265	11
4	13	A	Tom HOULBROOK	BMW E36 M3	12	16:26.548	8.745	1.769	85.70	1:20.598	4
5	10	A	Ian CRISP	BMW E36 M3 EVO	12	16:30.088	12.285	3.540	85.40	1:21.140	5
6	12	A	Joachim RITTER	BMW E36	12	16:30.566	12.763	0.478	85.36	1:21.131	7
7	19	A	Thomas WEBB	BMW M3 E36	12	16:34.633	16.830	4.067	85.01	1:20.374	4
8	15	A	Piers ROSS	BMW E36 M3 Evo	12	16:34.918	17.115	0.285	84.98	1:21.079	6
9	48	IN	David ROBINSON	BMW M3	12	16:49.467	31.664	14.549	83.76	1:22.390	3
10	16	A	Gary FRYER	BMW M3 Evo	12	16:50.329	32.526	0.862	83.69	1:21.394	7
11	4	A	Colin WHITMORE	BMW E36 M3	12	16:58.421	40.618	8.092	83.02	1:23.359	6
12	31	B	James CARD	BMW E30	12	17:02.257	44.454	3.836	82.71	1:22.896	5
13	26	B	Karl CATTLIFF	BMW E30 M3	12	17:02.479	44.676	0.222	82.69	1:23.027	5
14	23	B	Paul MOLONEY	BMW E36 M3	12	17:02.765	44.962	0.286	82.67	1:22.842	6
15	30	B	Richard MARSH	BMW E36 M3	12	17:02.920	45.117	0.155	82.66	1:22.836	6
16	22	B	Evelyne BUANIC	BMW M3 E30	12	17:03.465	45.662	0.545	82.61	1:23.048	10
17	14	A	Des THRESH	BMW E30 M3	12	17:25.669	1:07.866	22.204	80.86	1:24.435	3
18	32	B	Rodger CARD	BMW E30	12	17:30.777	1:12.974	5.108	80.47	1:24.969	5
19	41	B	Stuart LAWS	BMW 325 E30	12	17:34.045	1:16.242	3.268	80.22	1:25.532	12
20	28	B	Adrian GILBERT	BMW M3 E36	12	17:34.750	1:16.947	0.705	80.16	1:25.625	8
21	82	IN	Mark CAPEWELL	BMW M3	12	17:35.324	1:17.521	0.574	80.12	1:24.852	4
22	84	IN	Mark MCLENNAN	BMW 635i	11	16:21.433	1 lap	1 lap	78.97	1:26.155	6
23	46	B	Catherine EVANS	BMW E30 M3	11	16:29.354	1 lap	7.921	78.34	1:26.012	6
24	24	B	Mark ASTALL	BMW E36	11	16:33.404	1 lap	4.050	78.02	1:23.812	3
25	43	IN	Phil ALCOCK	BMW 325 E30	11	16:46.895	1 lap	13.491	76.97	1:29.330	3
26	70	D	Stephan LANFERMEIJER	BMW E36	11	16:57.028	1 lap	10.133	76.21	1:29.937	5
27	69	D	Liam HAMILTON	BMW 318 IS	11	16:57.285	1 lap	0.257	76.19	1:29.280	7
28	8	A	Martin WEBB	BMW E36M3	11	16:58.420	1 lap	0.000	76.10	1:20.637	7
29	71	D	Sean FOLEY	BMW 318	10	16:28.815	2 laps	1 lap	71.26	1:35.777	2

NOT CLASSIFIED

DNF 5	A	Ian HILL	BMW E36 M3	9	12:23.780	3 laps	2 laps	85.26	1:20.435	3
DNF 7	A	Giovanni di GENNARO	BMW E30 M3	8	11:02.216	4 laps	1 lap	85.12	1:20.728	3
DNF 99	A	John THORNE	BMW E46 M3	7	10:47.593	5 laps	1 lap	76.16	1:20.328	4
DNF 3	A	Garrie WHITTAKER	BMW M3 E30	4	5:30.812	8 laps	3 laps	85.20	1:20.289	2
DNF 90	IN	Simon HUDSON	BMW 325	6	8:58.783	6 laps	0.000	78.46	1:26.668	6

FASTEST LAP

21	A	Ian MUNNS	BMW M3 E36	10	1:19.867	88.22 mph	141.98 kph
30	B	Richard MARSH	BMW E36 M3	6	1:22.836	85.06 mph	136.89 kph
86	IN	Keith GENT	BMW E36 M3	11	1:20.265	87.78 mph	141.28 kph
69	D	Liam HAMILTON	BMW 318 IS	7	1:29.280	78.92 mph	127.01 kph

Donington National
Circuit Length = 1.9573 miles
Start: 15:48 End: 16:06

These results are provisional until the conclusion of any judicial and technical matters.

Clerk of Course :	Timekeeper :
-------------------	--------------

Kuhmo BMW Championship

RACE 8 - LAP CHART

Lap 1			Lap 2			Lap 3			Lap 4			Lap 5		
No	Behind	Laptime	No	Behind	Laptime	No	Behind	Laptime	No	Behind	Laptime	No	Behind	Laptime
5		1:24.831	5		1:20.864	5		1:20.435	5		1:21.050	5		1:20.934
21	0.274	1:25.105	21	0.222	1:20.812	21	0.101	1:20.314	21	0.316	1:21.265	21	0.072	1:20.690
9	0.960	1:25.791	9	1.042	1:20.946	9	0.680	1:20.073	9	0.657	1:21.027	9	0.427	1:20.704
99	1.585	1:26.416	99	1.797	1:21.076	99	2.041	1:20.679	99	1.319	1:20.328	99	1.107	1:20.722
13	1.832	1:26.663	13	2.161	1:21.193	13	2.578	1:20.852	13	2.126	1:20.598	13	2.256	1:21.064
8	2.401	1:27.232	8	2.596	1:21.059	8	3.466	1:21.305	3	3.632	1:20.832	19	6.131	1:22.474
19	3.051	1:27.882	3	3.309	1:20.289	3	3.850	1:20.976	8	3.950	1:21.534	8	6.417	1:23.401
7	3.341	1:28.172	19	5.038	1:22.851	19	5.267	1:20.664	19	4.591	1:20.374	7	6.701	1:21.769
3	3.884	1:28.715	7	5.282	1:22.805	7	5.575	1:20.728	7	5.866	1:21.341	86	7.167	1:21.156
12	4.544	1:29.375	12	6.095	1:22.415	86	7.685	1:21.542	86	6.945	1:20.310	10	9.297	1:21.140
86	4.999	1:29.830	86	6.578	1:22.443	12	8.023	1:22.363	12	8.506	1:21.533	12	9.894	1:22.322
10	5.688	1:30.519	10	7.048	1:22.224	10	8.380	1:21.767	10	9.091	1:21.761	16	10.473	1:21.724
16	6.783	1:31.614	16	7.768	1:21.849	16	9.024	1:21.691	16	9.683	1:21.709	15	11.504	1:21.418
48	7.139	1:31.970	15	8.533	1:21.786	15	10.045	1:21.947	15	11.020	1:22.025	48	15.213	1:22.880
15	7.611	1:32.442	48	9.787	1:23.512	48	11.742	1:22.390	48	13.267	1:22.575	4	21.340	1:23.841
4	8.858	1:33.689	4	11.836	1:23.842	4	15.703	1:24.302	4	18.433	1:23.780	30	22.270	1:22.869
26	10.940	1:35.771	30	14.733	1:24.048	30	18.011	1:23.713	30	20.335	1:23.374	26	22.614	1:23.027
23	11.517	1:36.348	26	15.284	1:25.208	26	18.472	1:23.623	26	20.521	1:23.099	23	24.287	1:23.453
30	11.549	1:36.380	23	15.950	1:25.297	23	19.390	1:23.875	23	21.768	1:23.428	31	25.299	1:22.896
31	11.908	1:36.739	31	16.979	1:25.935	31	20.699	1:24.155	31	23.337	1:23.688	22	27.319	1:23.318
32	12.713	1:37.544	32	18.000	1:26.151	22	22.347	1:24.691	22	24.935	1:23.638	32	33.091	1:24.969
41	13.378	1:38.209	22	18.091	1:25.232	32	23.762	1:26.197	32	29.056	1:26.344	24	33.925	1:24.675
22	13.723	1:38.554	24	21.060	1:27.491	24	24.437	1:23.812	24	30.184	1:26.797	14	34.888	1:25.390
24	14.433	1:39.264	41	21.454	1:28.940	14	25.554	1:24.435	14	30.432	1:25.928	82	36.092	1:25.078
82	14.657	1:39.488	14	21.554	1:26.706	82	28.146	1:26.590	82	31.948	1:24.852	41	39.680	1:26.390
14	15.712	1:40.543	82	21.991	1:28.198	41	28.918	1:27.899	41	34.224	1:26.356	28	40.037	1:26.046
28	16.246	1:41.077	28	22.989	1:27.607	28	29.952	1:27.398	28	34.925	1:26.023	90	44.001	1:26.950
84	16.695	1:41.526	84	23.320	1:27.489	84	30.590	1:27.705	84	36.427	1:26.887	84	45.526	1:30.033
90	17.291	1:42.122	90	23.719	1:27.292	90	32.241	1:28.957	90	37.985	1:26.794	46	46.077	1:27.249
46	18.190	1:43.021	46	26.227	1:28.901	46	33.275	1:27.483	46	39.762	1:27.537	43	56.652	1:29.341
43	20.396	1:45.227	43	29.372	1:29.840	43	38.267	1:29.330	43	48.245	1:31.028	70	59.476	1:29.937
70	21.139	1:45.970	70	31.329	1:31.054	70	41.373	1:30.479	70	50.473	1:30.150	69	1:02.289	1:30.076
69	21.140	1:45.971	69	31.941	1:31.665	69	42.530	1:31.024	69	53.147	1:31.667			
71	23.044	1:47.875	71	37.957	1:35.777	71	54.073	1:36.551	71	1:10.426	1:37.403			

Donington National
 Circuit Length = 1.9573 miles
 Start: 15:48 End: 16:06

Kuhmo BMW Championship

RACE 8 - LAP CHART

Lap 6			Lap 7			Lap 8			Lap 9			Lap 10		
No	Behind	Laptime	No	Behind	Laptime	No	Behind	Laptime	No	Behind	Laptime	No	Behind	Laptime
21		1:20.616	21		1:22.477	21		1:20.243	21		1:22.182	21		1:19.867
5	2.457	1:23.145	9	0.688	1:20.393	9	0.846	1:20.401	9	0.427	1:21.763	9	0.619	1:20.059
9	2.772	1:23.033	5	1.310	1:21.330	5	2.928	1:21.861	43	1 LAP	1:30.741	46	1 LAP	1:27.727
13	2.945	1:21.377	13	2.504	1:22.036	13	4.167	1:21.906	13	5.863	1:23.878	86	9.148	1:21.881
99	2.946	1:22.527	19	4.897	1:21.070	8	5.801	1:20.813	86	7.134	1:22.220	13	9.929	1:23.933
19	6.304	1:20.861	8	5.231	1:20.637	19	7.029	1:22.375	70	1 LAP	1:33.488	43	1 LAP	1:29.988
8	7.071	1:21.342	86	6.384	1:21.319	86	7.096	1:20.955	5	10.076	1:29.330	10	13.253	1:22.608
86	7.542	1:21.063	7	7.858	1:21.088	10	10.346	1:21.730	19	10.077	1:25.230	12	13.898	1:22.752
7	9.247	1:23.234	10	8.859	1:21.378	12	10.645	1:21.609	10	10.512	1:22.348	19	14.758	1:24.548
71	1 LAP	1:41.041	12	9.279	1:21.131	7	10.694	1:23.079	12	11.013	1:22.550	15	16.032	1:22.474
10	9.958	1:21.349	16	10.187	1:21.394	16	11.440	1:21.496	69	1 LAP	1:34.716	70	1 LAP	1:32.088
12	10.625	1:21.419	15	10.880	1:21.462	15	12.754	1:22.117	15	13.425	1:22.853	69	1 LAP	1:30.931
16	11.270	1:21.485	48	19.196	1:24.169	48	21.484	1:22.531	16	14.939	1:25.681	16	23.646	1:28.574
15	11.895	1:21.079	71	1 LAP	1:36.993	4	30.254	1:24.845	48	24.100	1:24.798	48	27.696	1:23.463
48	17.504	1:22.979	4	25.652	1:24.118	26	30.930	1:24.946	4	32.421	1:24.349	4	37.407	1:24.853
4	24.011	1:23.359	30	26.112	1:24.171	30	31.445	1:25.576	26	33.145	1:24.397	26	38.062	1:24.784
30	24.418	1:22.836	26	26.227	1:23.573	23	31.511	1:24.222	30	33.897	1:24.634	30	38.533	1:24.503
26	25.131	1:23.205	23	27.532	1:23.568	31	32.486	1:23.616	23	35.332	1:26.003	23	38.670	1:23.205
23	26.441	1:22.842	31	29.113	1:23.643	22	36.093	1:24.312	31	36.233	1:25.929	31	40.669	1:24.303
31	27.947	1:23.336	22	32.024	1:24.670	71	1 LAP	1:37.105	22	38.716	1:24.805	22	41.897	1:23.048
22	29.831	1:23.200	32	43.108	1:26.576	32	48.724	1:25.859	8	50.138	2:06.519	32	1:01.367	1:27.051
32	39.009	1:26.606	82	45.018	1:26.080	14	50.416	1:25.171	32	54.183	1:27.641	14	1:01.725	1:25.711
14	39.501	1:25.301	14	45.488	1:28.464	82	51.257	1:26.482	14	55.881	1:27.647	41	1:07.597	1:26.946
82	41.415	1:26.011	24	45.874	1:26.153	24	51.935	1:26.304	71	1 LAP	1:38.975	28	1:09.122	1:27.913
24	42.198	1:28.961	41	49.457	1:26.208	41	54.974	1:25.760	41	1:00.518	1:27.726	82	1:09.931	1:28.218
41	45.726	1:26.734	28	50.004	1:26.354	28	55.386	1:25.625	28	1:01.076	1:27.872	24	1:15.272	1:31.677
28	46.127	1:26.778	84	55.346	1:26.830	84	1:06.921	1:31.818	82	1:01.580	1:32.505	71	1 LAP	1:38.558
90	49.981	1:26.668	46	55.582	1:26.658	46	1:16.184	1:40.845	24	1:03.462	1:33.709	84	1:19.843	1:28.047
84	50.993	1:26.155	43	1:14.036	1:29.882				84	1:11.663	1:26.924			
46	51.401	1:26.012	99	1:16.314	2:35.845									
43	1:06.631	1:30.667	70	1:17.234	1:30.319									
70	1:09.392	1:30.604	69	1:19.282	1:29.280									
69	1:12.479	1:30.878												

Donington National
 Circuit Length = 1.9573 miles
 Start: 15:48 End: 16:06


Kuhmo BMW Championship

RACE 8 - LAP CHART

Lap 11			Lap 12		
No	Behind	Laptime	No	Behind	Laptime
21		1:21.076	21		1:23.156
9	1.899	1:22.356	84	1 LAP	1:28.019
8	1 LAP	1:55.230	9	3.943	1:25.200
46	1 LAP	1:26.963	86	6.976	1:21.795
86	8.337	1:20.265	13	8.745	1:21.378
13	10.523	1:21.670	71	2 LAPS	1:38.537
10	14.106	1:21.929	46	1 LAP	1:26.958
12	14.212	1:21.390	10	12.285	1:21.335
19	15.960	1:22.278	12	12.763	1:21.707
15	17.043	1:22.087	24	1 LAP	1:44.561
43	1 LAP	1:31.181	19	16.830	1:24.026
16	30.061	1:27.491	15	17.115	1:23.228
48	30.639	1:24.019	43	1 LAP	1:29.670
70	1 LAP	1:32.237	48	31.664	1:24.181
69	1 LAP	1:31.744	16	32.526	1:25.621
4	39.983	1:23.652	70	1 LAP	1:30.702
26	41.960	1:24.974	69	1 LAP	1:29.333
23	42.341	1:24.747	8	1 LAP	1:59.348 P
30	42.377	1:24.920	4	40.618	1:23.791
31	42.797	1:23.204	31	44.454	1:24.813
22	44.095	1:23.274	26	44.676	1:25.872
14	1:05.232	1:24.583	23	44.962	1:25.777
32	1:07.617	1:27.326	30	45.117	1:25.896
41	1:13.866	1:27.345	22	45.662	1:24.723
28	1:14.195	1:26.149	14	1:07.866	1:25.790
82	1:14.928	1:26.073	32	1:12.974	1:28.513
			41	1:16.242	1:25.532
			28	1:16.947	1:25.908
			82	1:17.521	1:25.749

Kuhmo BMW Championship

RACE 13 - GRID

ROW 17	90 Simon HUDSON	3 Garrie WHITTAKER
ROW 16	7 Giovanni di GENNARO	99 John THORNE
ROW 15	71 Sean FOLEY	5 Ian HILL
ROW 14	69 Liam HAMILTON	8 Martin WEBB
ROW 13	43 Phil ALCOCK	70 Stephan LANFERMEIJER
ROW 12	46 Catherine EVANS	24 Mark ASTALL
ROW 11	82 Mark CAPEWELL	84 Mark MCLENNAN
ROW 10	41 Stuart LAWS	28 Adrian GILBERT
ROW 9	14 Des THRESH	32 Rodger CARD
ROW 8	30 Richard MARSH	22 Evelyne BUANIC
ROW 7	26 Karl CATTLEFF	23 Paul MOLONEY
ROW 6	4 Colin WHITMORE	31 James CARD
ROW 5	48 David ROBINSON	16 Gary FRYER
ROW 4	19 Thomas WEBB	15 Piers ROSS
ROW 3	10 Ian CRISP	12 Joachim RITTER
ROW 2	86 Keith GENT	13 Tom HOULBROOK
ROW 1	21 Ian MUNNS	9 Richard MALLINSON
Pole		
		

Donington National
Circuit Length = 1.9573 miles

These results are provisional until the conclusion of any judicial and technical matters.

Clerk of Course :		Timekeeper :
-------------------	--	--------------

Ferrari Challenge

RACE 9 - CLASSIFICATION

POS	NO	CL	NAME	ENTRY	LAPS	TIME	GAP	DIFF	MPH	BEST	ON
1	76	C	Charlie WHITE	Ferrari F355 Challenge	12	16:04.387			87.67	1:18.520	3
2	23	C	Graham REEDER	Ferrari 355 Challenge	12	16:05.854	1.467	1.467	87.54	1:18.721	3
3	60	C	Wayne MARRS	Ferrari 355 Challenge	12	16:15.607	11.220	9.753	86.67	1:18.439	4
4	30	C	Mark IANSON	Ferrari 355 Challenge	12	16:19.482	15.095	3.875	86.32	1:18.917	4
5	85	C	David EDGE	Ferrari 355 Challenge	12	16:25.260	20.873	5.778	85.82	1:20.023	6
6	61	C	Edward BOURN	Ferrari 355 Challenge	12	16:29.284	24.897	4.024	85.47	1:19.231	4
7	41	C	John SHIRLEY	Ferrari 355	12	16:54.550	50.163	25.266	83.34	1:21.965	12
8	71	C	Robert PULLEYN	Ferrari 355 Challenge	12	16:58.268	53.881	3.718	83.03	1:22.590	10
9	19	C	David HATHAWAY	Ferrari 355 CH	12	16:58.669	54.282	0.401	83.00	1:22.972	11
10	46	S	Tristan SIMPSON	Ferrari 328 GTB	12	17:14.600	1:10.213	15.931	81.72	1:22.314	4
11	17	2	Nicky PAUL-BARRON	Ferrari 328 GTB	12	17:23.183	1:18.796	8.583	81.05	1:24.053	5
12	7	1	Steve TANDY	Ferrari Daytona	12	17:29.971	1:25.584	6.788	80.53	1:24.378	6
13	40	C	Peter ROWLEY	Ferrari F355 Challenge	11	16:06.319	1 lap	1 lap	80.21	1:25.202	9
14	6	2	Dave TOMLIN	Ferrari 328 GTB	11	16:14.410	1 lap	8.091	79.54	1:25.517	5
15	20	3	Fred HONNOR	Ferrari 308 GTB	11	16:15.167	1 lap	0.757	79.48	1:25.283	6
16	5	2	Chris BUTLER	Ferrari 328 GTB	11	16:19.064	1 lap	3.897	79.16	1:26.461	8
17	9	2	David GOODWIN	Ferrari Mondial T	11	16:21.989	1 lap	2.925	78.93	1:26.453	3
18	54	3	Nigel JENKINS	Ferrari 328 GTB	11	16:23.395	1 lap	1.406	78.81	1:26.586	4
19	16	3	Richard MOSELEY	Ferrari 308 GTB	11	16:24.203	1 lap	0.808	78.75	1:25.804	6
20	38	3	William JENKINS	Ferrari 308 GTB	11	16:27.950	1 lap	3.747	78.45	1:25.892	7
21	44	3	Christopher GODDARD	Ferrari 308 GTB	11	16:28.525	1 lap	0.575	78.40	1:25.314	11
22	10	3	Sam WHITMAN	Ferrari 328 GTB	11	16:33.184	1 lap	4.659	78.04	1:27.616	4
23	72	2	Ben CARTWRIGHT	Ferrari 328 GTB	11	16:39.861	1 lap	6.677	77.52	1:27.489	11
24	8	3	David MOUNTAIN	Ferrari GT4	11	16:42.306	1 lap	2.445	77.33	1:27.546	2
25	15	2	Peter MOSELEY	Ferrari 328 GTB	11	16:47.073	1 lap	4.767	76.96	1:28.331	6
26	11	3	John SWIFT	Ferrari 308 GTB	11	16:56.021	1 lap	8.948	76.28	1:28.367	5
27	47	2	Geoff NEAL	Ferrari 328 GTB	11	17:07.793	1 lap	11.772	75.41	1:29.963	5
28	24	2	John DAY	Ferrari 328 GTB	11	17:28.848	1 lap	21.055	73.89	1:30.733	10
29	33	2	Pauline GOODWIN	Ferrari 328	11	17:30.723	1 lap	1.875	73.76	1:30.273	9
30	2	1	Stuart ANDERSON	Ferrari 250 GTE / TRC	10	16:18.456	2 laps	1 lap	72.01	1:33.855	4

NOT CLASSIFIED

DNF	29	2	William MOORWOOD	Ferrari 308 GT4	6	10:24.186	6 laps	4 laps	67.73	1:39.836	3
DNF	27	S	Alan COSBY	Ferrari F512M	4	6:24.864	8 laps		73.23	1:21.721	3
DNF	25	2	Richard FENNY	Ferrari Dino 308 GT4	3	5:14.630	9 laps	3 laps	67.18	1:36.800	2
DNF	3	3	Peter FISK	Ferrari Mondial QV	3	5:16.115	9 laps	1.485	66.87	1:32.151	2

FASTEST LAP

7	1		Steve TANDY	Ferrari Daytona	6	1:24.378		83.50 mph	134.39 kph
17	2		Nicky PAUL-BARRON	Ferrari 328 GTB	5	1:24.053		83.83 mph	134.91 kph
20	3		Fred HONNOR	Ferrari 308 GTB	6	1:25.283		82.62 mph	132.96 kph
60	C		Wayne MARRS	Ferrari 355 Challenge	4	1:18.439		89.83 mph	144.57 kph
27	S		Alan COSBY	Ferrari F512M	3	1:21.721		86.22 mph	138.76 kph

Donington National
Circuit Length = 1.9573 miles
Start: 16:22 End: 16:39

These results are provisional until the conclusion of any judicial and technical matters.

Clerk of Course :		Timekeeper :	
-------------------	--	--------------	--

Ferrari Challenge

RACE 9 - LAP CHART

Lap 1			Lap 2			Lap 3			Lap 4			Lap 5		
No	Behind	Laptime	No	Behind	Laptime	No	Behind	Laptime	No	Behind	Laptime	No	Behind	Laptime
30		1:25.074	30		1:19.829	30		1:19.095	30		1:18.917	23		1:20.896
23	0.198	1:25.272	23	0.894	1:20.525	23	0.520	1:18.721	23	0.634	1:19.031	76	0.238	1:20.818
76	1.077	1:26.151	76	1.884	1:20.636	76	1.309	1:18.520	76	0.950	1:18.558	30	1.518	1:23.048
60	1.964	1:27.038	60	2.273	1:20.138	60	1.982	1:18.804	60	1.504	1:18.439	60	1.898	1:21.924
61	2.512	1:27.586	61	2.733	1:20.050	61	2.995	1:19.357	61	3.309	1:19.231	61	3.297	1:21.518
27	3.888	1:28.962	27	6.083	1:22.024	27	8.709	1:21.721	85	11.964	1:21.472	85	11.574	1:21.140
85	4.446	1:29.520	85	6.316	1:21.699	85	9.409	1:22.188	41	19.376	1:26.233	29	1 LAP	1:40.500
41	5.117	1:30.191	41	7.724	1:22.436	41	12.060	1:23.431	46	19.906	1:22.314	41	22.798	1:24.952
19	6.746	1:31.820	19	11.633	1:24.716	19	16.377	1:23.839	19	22.007	1:24.547	46	23.747	1:25.371
71	7.627	1:32.701	46	12.339	1:24.310	46	16.509	1:23.265	71	22.599	1:23.786	19	25.067	1:24.590
46	7.858	1:32.932	71	13.153	1:25.355	71	17.730	1:23.672	40	32.554	1:28.404	71	25.211	1:24.142
40	9.120	1:34.194	40	15.487	1:26.196	40	23.067	1:26.675	7	39.425	1:26.273	40	38.668	1:27.644
7	19.395	1:44.469	7	24.848	1:25.282	7	32.069	1:26.316	17	41.428	1:25.451	7	43.019	1:25.124
6	20.184	1:45.258	6	27.423	1:27.068	6	34.643	1:26.315	6	42.007	1:26.281	17	43.951	1:24.053
17	20.396	1:45.470	17	27.905	1:27.338	17	34.894	1:26.084	9	44.907	1:27.200	6	45.994	1:25.517
20	21.199	1:46.273	20	28.915	1:27.545	9	36.624	1:26.453	20	45.294	1:27.217	20	49.936	1:26.172
9	21.604	1:46.678	9	29.266	1:27.491	20	36.994	1:27.174	5	46.321	1:26.808	9	50.880	1:27.503
5	22.626	1:47.700	5	30.423	1:27.626	5	38.430	1:27.102	54	46.708	1:26.586	5	51.346	1:26.555
8	23.035	1:48.109	8	30.752	1:27.546	54	39.039	1:26.640	16	47.977	1:26.482	54	51.844	1:26.666
54	23.592	1:48.666	54	31.494	1:27.731	16	40.412	1:27.555	8	51.286	1:28.984	16	53.423	1:26.976
16	24.217	1:49.291	16	31.952	1:27.564	8	41.219	1:29.562	10	51.815	1:27.616	10	57.940	1:27.655
72	25.950	1:51.024	10	34.573	1:28.116	10	43.116	1:27.638	38	52.157	1:26.409	38	58.706	1:28.079
10	26.286	1:51.360	72	36.229	1:30.108	38	44.665	1:26.611	72	54.574	1:28.068	8	1:00.092	1:30.336
15	26.803	1:51.877	15	36.819	1:29.845	72	45.423	1:28.289	15	58.916	1:30.389	72	1:00.761	1:27.717
44	27.065	1:52.139	38	37.149	1:29.355	15	47.444	1:29.720	44	59.111	1:29.807	44	1:07.665	1:30.084
38	27.623	1:52.697	44	37.529	1:30.293	44	48.221	1:29.787	27	1:01.949	2:12.157	15	1:08.318	1:30.932
47	30.150	1:55.224	47	40.595	1:30.274	47	51.928	1:30.428	47	1:03.346	1:30.335	47	1:11.779	1:29.963
3	30.488	1:55.562	3	42.810	1:32.151	11	59.268	1:32.361	11	1:09.235	1:28.884	11	1:16.072	1:28.367
24	31.176	1:56.250	11	46.002	1:32.600	24	1:02.014	1:34.523	24	1:17.139	1:34.042			
2	31.988	1:57.062	24	46.586	1:35.239	2	1:04.252	1:34.594	2	1:19.190	1:33.855			
33	32.868	1:57.942	2	48.753	1:36.594	33	1:05.317	1:34.608	33	1:20.227	1:33.827			
11	33.231	1:58.305	33	49.804	1:36.765	25	1:10.632	1:37.375						
25	35.381	2:00.455	25	52.352	1:36.800	3	1:12.117	1:48.402						
29	37.484	2:02.558	29	57.801	1:40.146	29	1:18.542	1:39.836						

Donington National
Circuit Length = 1.9573 miles
Start: 16:22 End: 16:39

Ferrari Challenge

RACE 9 - LAP CHART

Lap 6			Lap 7			Lap 8			Lap 9			Lap 10		
No	Behind	Laptime	No	Behind	Laptime	No	Behind	Laptime	No	Behind	Laptime	No	Behind	Laptime
23		1:20.788	23		1:19.414	23		1:20.022	76		1:19.223	76		1:20.302
76	0.424	1:20.974	76	0.467	1:19.457	76	0.118	1:19.673	23	1.464	1:20.805	23	1.339	1:20.177
30	0.930	1:20.200	47	1 LAP	1:30.496	30	4.852	1:21.701	10	1 LAP	1:28.723	9	1 LAP	1:28.675
60	1.884	1:20.774	30	3.173	1:21.657	60	5.489	1:22.025	60	7.452	1:21.304	54	1 LAP	1:28.906
61	7.356	1:24.847	60	3.486	1:21.016	15	1 LAP	1:30.274	30	7.764	1:22.253	16	1 LAP	1:28.589
85	10.809	1:20.023	11	1 LAP	1:29.644	61	12.234	1:23.696	44	1 LAP	1:28.564	60	8.216	1:21.066
24	1 LAP	1:37.458	61	8.560	1:20.618	85	15.022	1:22.951	72	1 LAP	1:31.573	38	1 LAP	1:30.166
2	1 LAP	1:35.825	85	12.093	1:20.698	47	1 LAP	1:33.476	8	1 LAP	1:30.291	30	10.498	1:23.036
33	1 LAP	1:35.423	24	1 LAP	1:32.080	11	1 LAP	1:30.460	61	14.602	1:21.709	10	1 LAP	1:28.820
41	26.978	1:24.968	33	1 LAP	1:34.886	41	35.899	1:25.245	15	1 LAP	1:29.066	44	1 LAP	1:25.388
46	29.571	1:26.612	2	1 LAP	1:35.682	24	1 LAP	1:32.843	85	17.051	1:21.370	72	1 LAP	1:29.816
19	30.031	1:25.752	41	30.676	1:23.112	33	1 LAP	1:30.988	11	1 LAP	1:29.798	85	19.004	1:22.255
71	30.774	1:26.351	19	34.918	1:24.301	19	39.860	1:24.964	47	1 LAP	1:31.885	61	19.575	1:25.275
29	1 LAP	1:40.957	71	35.997	1:24.637	71	40.171	1:24.196	41	40.133	1:23.575	8	1 LAP	1:30.179
40	44.665	1:26.785	46	36.839	1:26.682	46	41.792	1:24.975	19	44.010	1:23.491	15	1 LAP	1:29.220
7	46.609	1:24.378	7	54.232	1:27.037	2	1 LAP	1:36.527	71	45.007	1:24.177	11	1 LAP	1:28.750
17	47.759	1:24.596	17	54.602	1:26.257	17	59.774	1:25.194	24	1 LAP	1:32.297	47	1 LAP	1:33.423
6	51.684	1:26.478	40	55.761	1:30.510	7	1:00.780	1:26.570	46	51.259	1:28.808	41	43.536	1:23.705
20	54.431	1:25.283	29	1 LAP	1:40.189	40	1:02.425	1:26.686	33	1 LAP	1:33.244	19	46.778	1:23.070
9	56.835	1:26.743	6	59.806	1:27.536	6	1:06.077	1:26.293	2	1 LAP	1:36.509	71	47.295	1:22.590
5	57.785	1:27.227	20	1:00.522	1:25.505	20	1:06.809	1:26.309	17	1:05.252	1:24.819	46	58.986	1:28.029
54	57.990	1:26.934	9	1:04.508	1:27.087	5	1:11.368	1:26.461	7	1:06.639	1:25.200	24	1 LAP	1:31.863
16	58.439	1:25.804	5	1:04.929	1:26.558	9	1:13.467	1:28.981	40	1:08.286	1:25.202	33	1 LAP	1:30.273
10	1:04.958	1:27.806	54	1:05.261	1:26.685	54	1:13.947	1:28.708	6	1:13.638	1:26.902	17	1:09.449	1:24.499
38	1:05.310	1:27.392	16	1:05.926	1:26.901	16	1:14.581	1:28.677	20	1:14.026	1:26.558	7	1:11.777	1:25.440
72	1:08.534	1:28.561	38	1:11.788	1:25.892	38	1:18.304	1:26.538	5	1:19.247	1:27.220	40	1:15.607	1:27.623
8	1:08.896	1:29.592	10	1:14.242	1:28.698							2	1 LAP	1:36.388
44	1:13.169	1:26.292	72	1:17.054	1:27.934									
15	1:15.861	1:28.331	44	1:19.073	1:25.318									
			8	1:19.991	1:30.509									

Donington National
 Circuit Length = 1.9573 miles
 Start: 16:22 End: 16:39

Ferrari Challenge

RACE 9 - LAP CHART

Lap 11			Lap 12		
No	Behind	Laptime	No	Behind	Laptime
76		1:20.877	76		1:19.198
23	0.275	1:19.813	23	1.467	1:20.390
6	1 LAP	1:29.205	40	1 LAP	1:26.400
20	1 LAP	1:29.382	6	1 LAP	1:27.557
5	1 LAP	1:27.466	20	1 LAP	1:27.749
60	8.407	1:21.068	60	11.220	1:22.011
9	1 LAP	1:28.181	2	2 LAPS	1:35.420
54	1 LAP	1:28.161	5	1 LAP	1:28.341
16	1 LAP	1:28.433	30	15.095	1:22.217
30	12.076	1:22.455	9	1 LAP	1:26.997
38	1 LAP	1:27.325	54	1 LAP	1:27.712
44	1 LAP	1:25.539	16	1 LAP	1:27.931
85	18.767	1:20.640	85	20.873	1:21.304
10	1 LAP	1:28.654	38	1 LAP	1:27.486
61	20.431	1:21.733	44	1 LAP	1:25.314
72	1 LAP	1:29.282	61	24.897	1:23.664
8	1 LAP	1:27.799	10	1 LAP	1:28.098
15	1 LAP	1:28.873	72	1 LAP	1:27.489
11	1 LAP	1:28.429	8	1 LAP	1:29.399
41	47.396	1:24.737	15	1 LAP	1:28.546
19	48.873	1:22.972	41	50.163	1:21.965
71	50.020	1:23.602	11	1 LAP	1:28.423
47	1 LAP	1:32.064	71	53.881	1:23.059
46	1:04.386	1:26.277	19	54.282	1:24.607
24	1 LAP	1:30.733	47	1 LAP	1:30.225
17	1:12.866	1:24.294	46	1:10.213	1:25.025
33	1 LAP	1:31.232	17	1:18.796	1:25.128
7	1:17.019	1:26.119	24	1 LAP	1:31.520
			7	1:25.584	1:27.763
			33	1 LAP	1:31.535

Donington Truck Attack Race

RACE 10 - CLASSIFICATION

POS	NO	CL	NAME	ENTRY	LAPS	TIME	GAP	DIFF	MPH	BEST	ON
1	9	A	Stuart OLIVER	Man TGA	10	15:28.045			75.92	1:29.095	2
2	8	A	Steve HORNE	Mercedes Benz Axor 1843	10	15:33.404	5.359	5.359	75.49	1:29.188	6
3	69	A	David JENKINS	MAN TGA	10	15:35.055	7.010	1.651	75.35	1:29.342	9
4	95	A	Richard COLLETT	ERF	10	16:08.936	40.891	33.881	72.72	1:31.302	8
5	32	B	Cees ZANDBERGEN	Scania T124	10	16:22.020	53.975	13.084	71.75	1:35.916	8
6	96	B	Gareth DAVIS	Seddon Atkinson Strato	10	16:23.604	55.559	1.584	71.63	1:37.481	3
7	60	A	Roger BROOKFIELD	DAE CF	10	16:53.330	1:25.285	29.726	69.53	1:37.216	6
8	50	A	Carl BROOKFIELD	ERF E14	10	16:57.241	1:29.196	3.911	69.26	1:37.273	4
9	90	B	Adam ATKINS	White Road Boss II	10	17:07.028	1:38.983	9.787	68.60	1:40.683	4

NOT CLASSIFIED

<i>DNF</i>	97	B	Garry GEORGE	Foden Alpha	7	12:29.535	3 laps	0.000	65.80	1:36.507	4
<i>DNF</i>	25	B	Ben HORNE	White Aerodyne	5	8:24.755	5 laps	2 laps	69.79	1:39.123	2
<i>DNF</i>	58	B	Andrew LOVENBERRY	Sisu SL250	3	5:41.632	7 laps	2 laps	61.87	1:47.884	2
<i>DNF</i>	54	B	Steven POWELL	Ford Cargo	2	3:19.425	8 laps	1 lap	70.66	1:39.703	1
<i>DNF</i>	84	A	Mat SUMMERFIELD	Man TGA 410	2	3:27.051	8 laps	8 laps	68.06	1:30.073	2
<i>DNF</i>	6	A	Chris LEVETT	Man TGS 480	2	3:27.432	8 laps	0.381	67.93	1:30.978	2

FASTEST LAP

9	A	Stuart OLIVER	Man TGA	2	1:29.095	79.08 mph	127.27 kph
32	B	Cees ZANDBERGEN	Scania T124	8	1:35.916	73.46 mph	118.22 kph

These results are provisional until the conclusion of any judicial and technical matters.

Donington National
Circuit Length = 1.9573 miles
Start: 16:52 End: 17:10

Clerk of Course :	Timekeeper :
-------------------	--------------

Donington Truck Attack Race

RACE 10 - LAP CHART

Lap 1			Lap 2			Lap 3			Lap 4			Lap 5		
No	Behind	Laptime	No	Behind	Laptime	No	Behind	Laptime	No	Behind	Laptime	No	Behind	Laptime
96		1:39.147	96		1:37.576	96		1:37.481	9		1:29.605	9		1:30.991
54	0.556	1:39.703	54	2.702	1:39.722	9	0.412	1:29.639	96	7.830	1:37.847	8	10.224	1:30.848
32	1.154	1:40.301	32	3.222	1:39.644	97	4.954	1:39.019	8	10.367	1:31.300	69	10.947	1:30.430
25	2.020	1:41.167	97	3.416	1:38.632	69	8.631	1:34.669	97	11.444	1:36.507	96	15.526	1:38.687
97	2.360	1:41.507	25	3.567	1:39.123	25	8.953	1:42.867	69	11.508	1:32.894	97	17.535	1:37.082
90	4.350	1:43.497	90	8.190	1:41.416	32	8.971	1:43.230	95	12.527	1:32.345	32	23.548	1:37.971
58	13.454	1:52.601	9	8.254	1:29.095	8	9.084	1:34.008	32	16.568	1:37.614	95	24.247	1:42.711
9	16.735	1:55.882	84	10.328	1:30.073	95	10.199	1:31.830	25	18.429	1:39.493	25	29.543	1:42.105
6	17.307	1:56.454	6	10.709	1:30.978	90	12.155	1:41.446	90	22.821	1:40.683	90	36.177	1:44.347
84	17.831	1:56.978	69	11.443	1:30.424	60	31.127	1:40.606	60	38.964	1:37.854	60	45.301	1:37.328
69	18.595	1:57.742	8	12.557	1:29.768	50	32.579	1:40.015	50	39.835	1:37.273	50	47.047	1:38.203
8	20.365	1:59.512	95	15.850	1:31.797	58	47.428	2:01.147						
95	21.629	2:00.776	58	23.762	1:47.884									
60	28.221	2:07.368	60	28.002	1:37.357									
50	29.398	2:08.545	50	30.045	1:38.223									

Donington Truck Attack Race

RACE 10 - LAP CHART

Lap 6			Lap 7			Lap 8			Lap 9			Lap 10		
No	Behind	Laptime	No	Behind	Laptime	No	Behind	Laptime	No	Behind	Laptime	No	Behind	Laptime
9		1:31.174	9		1:30.448	9		1:30.298	9		1:30.545	9		1:30.368
8	8.238	1:29.188	8	8.270	1:30.480	97	1 LAP	2:34.099	8	6.218	1:29.456	8	5.359	1:29.509
69	9.451	1:29.678	69	8.814	1:29.811	8	7.307	1:29.335	69	6.807	1:29.342	69	7.010	1:30.571
96	22.246	1:37.894	95	28.502	1:32.553	69	8.010	1:29.494	95	32.125	1:33.164	95	40.891	1:39.134
95	26.397	1:33.324	96	30.161	1:38.363	95	29.506	1:31.302	96	46.220	1:38.608	32	53.975	1:36.855
32	28.906	1:36.532	32	36.331	1:37.873	96	38.157	1:38.294	32	47.488	1:36.084	96	55.559	1:39.707
97	29.050	1:42.689	60	1:00.310	1:39.415	32	41.949	1:35.916	60	1:16.663	1:39.190	60	1:25.285	1:38.990
90	48.595	1:43.592	90	1:02.153	1:44.006	60	1:08.018	1:38.006	50	1:21.399	1:38.536	50	1:29.196	1:38.165
60	51.343	1:37.216	50	1:02.837	1:38.847	50	1:13.408	1:40.869	90	1:24.355	1:40.844	90	1:38.983	1:44.996
50	54.438	1:38.565				90	1:14.056	1:42.201						

Pickup Truck Racing Championship

RACE 11 - CLASSIFICATION

POS	NO	CL	NAME	ENTRY	LAPS	TIME	GAP	DIFF	MPH	BEST	ON
1	15		Simon CARR	Pickup Sport 2.0L	12	20:35.995			68.41	1:20.797	10
2	9		Pete WILKINSON	Pickup Sport 2.0L	12	20:36.186	0.191	0.191	68.40	1:20.737	10
3	16		Steve DANCE	Pickup Sport 2.0L	12	20:36.647	0.652	0.461	68.37	1:20.744	10
4	54		Gavin SEAGER	Pickup Sport 2.0L	12	20:40.275	4.280	3.628	68.17	1:20.452	10
5	4		Peter STEVENS	Pickup Sport 2.0L	12	20:48.507	12.512	8.232	67.72	1:21.689	9
6	63		Phil WHITE	Pickup Sport 2.0L	12	20:49.978	13.983	1.471	67.64	1:21.733	9
7	10		Chris DAWKINS	Pickup Sport 2.0L	12	20:50.548	14.553	0.570	67.61	1:21.518	10
8	2		Dave BRIGGS	Pickup Sport 2.0L	12	20:50.774	14.779	0.226	67.60	1:21.825	9
9	26		Paul SAUNDERS	Pickup Sport 2.0L	12	20:51.175	15.180	0.401	67.58	1:21.951	9
10	8		Andy PYKE	Pickup Sport 2.0L	12	20:51.984	15.989	0.809	67.53	1:22.699	11
11	14		Damien CARR	Pickup Sport 2.0L	12	20:52.458	16.463	0.474	67.51	1:22.126	10
12	37		Neil TRESSLER	Pickup Sport 2.0L	12	21:06.798	30.803	14.340	66.74	1:23.651	9
13	6		Robert BUTTERFIELD	Pickup Sport 2.0L	12	21:08.682	32.687	1.884	66.64	1:24.357	9
14	24		Richard NOVELL	Pickup Sport 2.0L	12	21:17.524	41.529	8.842	66.18	1:22.085	10
NOT CLASSIFIED											
DNF	7		Tony MUMFORD	Pickup Sport 2.0L	8	15:30.655	4 laps	4 laps	60.57	1:23.559	6
DNF	3		Julian ARNOLD	Pickup Sport 2.0L	0						
DNF	93		Michael SMITH	Pickup Sport 2.0L	0						
DNF	98		Anthony HAWKINS	Pickup Sport 2.0L	0						
FASTEST LAP											
	54		Gavin SEAGER	Pickup Sport 2.0L	10	1:20.452			87.58 mph	140.95 kph	

These results are provisional until the conclusion of any judicial and technical matters.

Donington National
 Circuit Length = 1.9573 miles
 Start: 17:48 End: 18:09

Clerk of Course :		Timekeeper :
-------------------	--	--------------

Pickup Truck Racing Championship

RACE 11 - LAP CHART

Lap 1			Lap 2			Lap 3			Lap 4			Lap 5		
No	Behind	Laptime	No	Behind	Laptime	No	Behind	Laptime	No	Behind	Laptime	No	Behind	Laptime
9		1:25.747	9		2:40.277	9		2:32.297	9		2:21.643	9		2:05.626
15	0.347	1:26.094	15	0.872	2:40.802	15	0.849	2:32.274	15	0.987	2:21.781	15	0.251	2:04.890
16	1.066	1:26.813	16	1.464	2:40.675	16	1.921	2:32.754	16	1.970	2:21.692	16	0.483	2:04.139
26	1.461	1:27.208	26	1.931	2:40.747	26	3.043	2:33.409	26	2.961	2:21.561	26	0.680	2:03.345
10	2.472	1:28.219	10	2.853	2:40.658	10	3.869	2:33.313	10	3.966	2:21.740	10	0.976	2:02.636
4	3.421	1:29.168	4	4.642	2:41.498	4	4.947	2:32.602	4	5.110	2:21.806	4	1.382	2:01.898
63	3.753	1:29.500	63	5.342	2:41.866	63	5.659	2:32.614	63	6.362	2:22.346	63	1.913	2:01.177
54	4.139	1:29.886	54	6.273	2:42.411	54	6.991	2:33.015	54	7.088	2:21.740	54	2.378	2:00.916
2	5.122	1:30.869	2	8.107	2:43.262	2	7.686	2:31.876	2	8.699	2:22.656	2	2.903	1:59.830
14	5.271	1:31.018	14	9.107	2:44.113	14	9.372	2:32.562	14	9.942	2:22.213	14	3.376	1:59.060
8	5.824	1:31.571	8	9.777	2:44.230	8	11.024	2:33.544	8	10.795	2:21.414	8	4.130	1:58.961
7	6.892	1:32.639	7	11.189	2:44.574	7	11.450	2:32.558	7	11.548	2:21.741	7	4.874	1:58.952
37	6.920	1:32.667	37	11.581	2:44.938	37	12.428	2:33.144	37	12.247	2:21.462	37	5.871	1:59.250
24	7.082	1:32.829	24	13.159	2:46.354	24	13.464	2:32.602	24	13.039	2:21.218	24	6.323	1:58.910
6	10.113	1:35.860	6	13.930	2:44.094	6	14.852	2:33.219	6	14.069	2:20.860	6	6.808	1:58.365

Donington National
 Circuit Length = 1.9573 miles
 Start: 17:48 End: 18:09

Pickup Truck Racing Championship

RACE 11 - LAP CHART

Lap 6			Lap 7			Lap 8			Lap 9			Lap 10		
No	Behind	Laptime	No	Behind	Laptime	No	Behind	Laptime	No	Behind	Laptime	No	Behind	Laptime
9		1:22.900	15		1:21.638	15		1:21.389	15		1:21.226	15		1:20.797
15	0.157	1:22.806	9	0.274	1:22.069	9	0.498	1:21.613	9	0.367	1:21.095	9	0.307	1:20.737
16	0.912	1:23.329	16	0.964	1:21.847	16	1.104	1:21.529	16	1.034	1:21.156	16	0.981	1:20.744
26	1.377	1:23.597	54	2.409	1:21.318	54	2.596	1:21.576	54	1.923	1:20.553	54	1.578	1:20.452
4	2.352	1:23.870	63	3.425	1:22.053	4	4.782	1:22.478	4	5.245	1:21.689	63	8.653	1:23.924
54	2.886	1:23.408	4	3.693	1:23.136	63	5.019	1:22.983	63	5.526	1:21.733	4	9.158	1:24.710
63	3.167	1:24.154	2	4.003	1:22.075	2	5.323	1:22.709	2	5.922	1:21.825	2	9.784	1:24.659
2	3.723	1:23.720	26	5.062	1:25.480	26	5.803	1:22.130	26	6.528	1:21.951	26	10.007	1:24.276
10	4.774	1:26.698	8	6.686	1:23.665	8	8.187	1:22.890	10	9.487	1:22.045	10	10.208	1:21.518
8	4.816	1:23.586	10	7.263	1:24.284	10	8.668	1:22.794	8	10.630	1:23.669	8	12.641	1:22.808
14	5.119	1:24.643	14	7.534	1:24.210	14	10.225	1:24.080	14	11.710	1:22.711	14	13.039	1:22.126
7	5.533	1:23.559	7	7.997	1:24.259	24	11.140	1:22.935	24	12.540	1:22.626	24	13.828	1:22.085
24	7.738	1:24.315	24	9.594	1:23.651	37	13.707	1:24.369	37	16.132	1:23.651	37	20.076	1:24.741
37	8.574	1:25.603	37	10.727	1:23.948	6	17.457	1:24.827	6	20.588	1:24.357	6	24.226	1:24.435
6	10.086	1:26.178	6	14.019	1:25.728	7	18.981	1:32.373						

Pickup Truck Racing Championship

RACE 11 - LAP CHART

Lap 11			Lap 12		
No	Behind	Laptime	No	Behind	Laptime
15		1:21.148	15		1:21.150
9	0.141	1:20.982	9	0.191	1:21.200
16	0.979	1:21.146	16	0.652	1:20.823
54	1.368	1:20.938	54	4.280	1:24.062
4	11.623	1:23.613	4	12.512	1:22.039
63	12.246	1:24.741	63	13.983	1:22.887
10	13.055	1:23.995	10	14.553	1:22.648
2	13.204	1:24.568	2	14.779	1:22.725
26	13.267	1:24.408	26	15.180	1:23.063
8	14.192	1:22.699	8	15.989	1:22.947
14	14.655	1:22.764	14	16.463	1:22.958
24	22.474	1:29.794	37	30.803	1:27.066
37	24.887	1:25.959	6	32.687	1:25.599
6	28.238	1:25.160	24	41.529	1:40.205

Legends Cars Championship (Final)

RACE 12 - CLASSIFICATION

POS	NO	CL	NAME	ENTRY	LAPS	TIME	GAP	DIFF	MPH	BEST	ON
1	5		John HIGGINS	Legends Ford Coupe	6	8:45.220			80.49	1:26.280	3
2	50		Dave NEWSHAM	Legend Ford Coupe	6	8:45.315	0.095	0.095	80.48	1:25.087	4
3	2		Lee FITZPATRICK	Legend Ford Coupe	6	8:45.509	0.289	0.194	80.45	1:24.979	4
4	32		Peter MORTON	Legends Ford Coupe	6	8:45.510	0.290	0.001	80.45	1:25.410	4
5	16		Richard POCKLINGTON	Ford Coupe	6	8:54.243	9.023	8.733	79.13	1:27.901	2
6	9		Scott BOOTH	Legend 1937 Chevy	6	8:54.640	9.420	0.397	79.07	1:27.463	4
7	11		Simon BELCHER	Legends Ford Coupe	6	8:54.842	9.622	0.202	79.04	1:26.716	4
8	85		Iain HOLDEN	Legends Chevy Coupe	6	8:57.767	12.547	2.925	78.61	1:27.791	4
9	24		Matthew PAPE	Legend Ford Coupe	6	8:57.808	12.588	0.041	78.61	1:27.563	3
10	72		Glenn BURTENSHAW	Legend 34 Ford Coupe	6	8:58.159	12.939	0.351	78.56	1:27.705	3
11	99		Brian COOKE	Legend	6	9:03.611	18.391	5.452	77.77	1:29.212	3
12	6		John MARSHALL	Ford Coupe	6	9:06.840	21.620	3.229	77.31	1:27.736	2
13	4		Darren GAULTON	Legend Ford Coupe	6	9:07.269	22.049	0.429	77.25	1:29.040	3
14	77		Robin WEBB	Legend Chevy Coupe	6	9:12.884	27.664	5.615	76.46	1:28.731	3
15	51		Simon LONGMAN	Legend 1937 Ford Sedan	6	9:13.420	28.200	0.536	76.39	1:31.128	2
16	52		Neil LONGMAN	Legends 1937 Ford Sedan	6	9:15.151	29.931	1.731	76.15	1:29.945	3
17	3		Ross MARSHALL	Legend Ford Coupe	6	9:15.819	30.599	0.668	76.06	1:26.848	4
18	20		Derek LINLEY	Legend Chevy Coupe	6	9:18.549	33.329	2.730	75.69	1:30.896	4
19	43		Mick MERCER	Legend	6	9:18.996	33.776	0.447	75.63	1:31.025	6

NOT CLASSIFIED

<i>DNF</i>	12		Stephen TREHERNE	Legends Ford Coupe 1934	4	5:55.143	2 laps	2 laps	79.36	1:27.446	2
<i>DNF</i>	19		Lawrence DAVEY	Legend Chevy Coupe	4	5:55.382	2 laps	0.239	79.31	1:27.332	2
<i>DNF</i>	67		Bob BECKY	Ford 34 Coupe	1	1:35.915	5 laps	3 laps	73.46	1:35.915	1
<i>DNF</i>	76		David VERNON	Ford 1934 Coupe	1	1:36.342	5 laps	0.427	73.13	1:36.342	1

FASTEST LAP

2			Lee FITZPATRICK	Legend Ford Coupe	4	1:24.979			82.91 mph	133.44 kph	
---	--	--	------------------------	-------------------	---	----------	--	--	-----------	------------	--

These results are provisional until the conclusion of any judicial and technical matters.

Donington National
Circuit Length = 1.9573 miles
Start: 18:22 End: 18:31

Clerk of Course :		Timekeeper :	
-------------------	--	--------------	--

Legends Cars Championship (Final)

RACE 12 - LAP CHART

Lap 1			Lap 2			Lap 3			Lap 4			Lap 5		
No	Behind	Laptime	No	Behind	Laptime	No	Behind	Laptime	No	Behind	Laptime	No	Behind	Laptime
5		1:30.290	5		1:26.370	5		1:26.280	50		1:25.087	5		1:27.219
19	0.604	1:30.894	19	1.566	1:27.332	50	1.401	1:25.839	5	0.126	1:26.614	2	0.132	1:27.033
16	0.950	1:31.240	50	1.842	1:27.140	2	1.953	1:26.269	2	0.444	1:24.979	50	0.181	1:27.526
12	0.997	1:31.287	2	1.964	1:26.895	32	3.669	1:27.467	32	2.591	1:25.410	32	0.904	1:25.658
50	1.072	1:31.362	12	2.073	1:27.446	12	4.122	1:28.329	12	5.715	1:28.081	16	8.528	1:29.096
6	1.283	1:31.573	16	2.481	1:27.901	19	4.214	1:28.928	19	5.954	1:28.228	11	8.703	1:29.063
2	1.439	1:31.729	32	2.482	1:26.519	6	4.540	1:28.171	6	6.072	1:28.020	9	8.974	1:28.754
24	2.332	1:32.622	6	2.649	1:27.736	16	4.735	1:28.534	16	6.777	1:28.530	85	10.765	1:29.513
32	2.333	1:32.623	9	3.924	1:27.824	9	6.590	1:28.946	11	6.985	1:26.716	72	11.137	1:29.432
9	2.470	1:32.760	11	4.010	1:27.281	11	6.757	1:29.027	9	7.565	1:27.463	24	11.615	1:29.624
85	2.794	1:33.084	85	4.362	1:27.938	85	7.294	1:29.212	85	8.597	1:27.791	99	16.914	1:31.794
3	2.977	1:33.267	72	6.171	1:29.145	72	7.596	1:27.705	72	9.050	1:27.942	4	19.898	1:31.705
11	3.099	1:33.389	24	6.462	1:30.500	24	7.745	1:27.563	24	9.336	1:28.079	6	21.880	1:43.153
72	3.396	1:33.686	99	6.697	1:29.244	99	9.629	1:29.212	99	12.465	1:29.324	77	22.680	1:33.251
99	3.823	1:34.113	4	9.444	1:29.651	4	12.204	1:29.040	4	15.538	1:29.822	51	25.194	1:32.181
51	5.157	1:35.447	51	9.915	1:31.128	77	14.286	1:28.731	3	15.712	1:26.848	52	26.083	1:32.966
67	5.625	1:35.915	3	11.256	1:34.649	3	15.352	1:30.376	77	16.774	1:28.976	20	30.144	1:32.394
76	6.052	1:36.342	77	11.835	1:30.431	51	15.478	1:31.843	51	20.358	1:31.368	3	30.884	1:42.517
4	6.163	1:36.453	52	12.336	1:31.889	52	16.001	1:29.945	52	20.462	1:30.949	43	31.198	1:32.829
52	6.817	1:37.107	43	14.063	1:32.370	20	20.687	1:32.792	20	25.095	1:30.896			
20	7.418	1:37.708	20	14.175	1:33.127	43	20.969	1:33.186	43	25.714	1:31.233			
77	7.774	1:38.064												
43	8.063	1:38.353												

Donington National
 Circuit Length = 1.9573 miles
 Start: 18:22 End: 18:31

Legends Cars Championship (Final)

RACE 12 - LAP CHART

Lap 6		
No	Behind	Laptime
5		1:28.447
50	0.095	1:28.361
2	0.289	1:28.604
32	0.290	1:27.833
16	9.023	1:28.942
9	9.420	1:28.893
11	9.622	1:29.366
85	12.547	1:30.229
24	12.588	1:29.420
72	12.939	1:30.249
99	18.391	1:29.924
6	21.620	1:28.187
4	22.049	1:30.598
77	27.664	1:33.431
51	28.200	1:31.453
52	29.931	1:32.295
3	30.599	1:28.162
20	33.329	1:31.632
43	33.776	1:31.025

Kuhmo BMW Championship

RACE 13 - CLASSIFICATION

POS	NO	CL	NAME	ENTRY	LAPS	TIME	GAP	DIFF	MPH	BEST	ON
1	21	A	Ian MUNNS	BMW M3 E36	10	13:35.010			86.45	1:20.616	5
2	10	A	Ian CRISP	BMW E36 M3 EVO	10	13:36.925	1.915	1.915	86.25	1:20.346	3
3	13	A	Tom HOULBROOK	BMW E36 M3	10	13:41.451	6.441	4.526	85.77	1:20.465	9
4	12	A	Joachim RITTER	BMW E36	10	13:42.572	7.562	1.121	85.66	1:21.051	3
5	86	IN	Keith GENT	BMW E36 M3	10	13:49.303	14.293	6.731	84.96	1:19.361	7
6	16	A	Gary FRYER	BMW M3 Evo	10	13:51.227	16.217	1.924	84.77	1:21.243	9
7	3	A	Garrie WHITTAKER	BMW M3 E30	10	13:52.865	17.855	1.638	84.60	1:20.009	8
8	99	A	John THORNE	BMW E46 M3	10	13:57.785	22.775	4.920	84.10	1:20.693	7
9	31	B	James CARD	BMW E30	10	14:04.929	29.919	7.144	83.39	1:22.450	7
10	19	A	Thomas WEBB	BMW M3 E36	10	14:12.489	37.479	7.560	82.65	1:22.160	8
11	4	A	Colin WHITMORE	BMW E36 M3	10	14:13.762	38.752	1.273	82.53	1:23.847	9
12	30	B	Richard MARSH	BMW E36 M3	10	14:14.185	39.175	0.423	82.49	1:23.375	4
13	23	B	Paul MOLONEY	BMW E36 M3	10	14:15.038	40.028	0.853	82.40	1:23.150	10
14	26	B	Karl CATTLIFF	BMW E30 M3	10	14:15.773	40.763	0.735	82.33	1:23.665	5
15	15	A	Piers ROSS	BMW E36 M3 Evo	10	14:20.496	45.486	4.723	81.88	1:20.612	8
16	22	B	Evelyne BUANIC	BMW M3 E30	10	14:21.831	46.821	1.335	81.76	1:23.641	7
17	9	A	Richard MALLINSON	BMW M3 E36	10	14:25.083	50.073	3.252	81.45	1:25.513	7
18	24	B	Mark ASTALL	BMW E36	10	14:30.106	55.096	5.023	80.98	1:23.939	8
19	84	IN	Mark MCLENNAN	BMW 635i	10	14:40.232	1:05.222	10.126	80.05	1:25.717	8
20	14	A	Des THRESH	BMW E30 M3	10	14:42.553	1:07.543	2.321	79.84	1:24.360	8
21	90	IN	Simon HUDSON	BMW 325	10	15:11.769	1:36.759	29.216	77.28	1:27.699	3
22	43	IN	Phil ALCOCK	BMW 325 E30	9	13:52.391	1 lap	1 lap	76.18	1:29.003	6
23	69	D	Liam HAMILTON	BMW 318 IS	9	13:55.269	1 lap	2.878	75.92	1:29.643	7
24	70	D	Stephan LANFERMEIJER	BMW E36	9	14:08.017	1 lap	12.748	74.78	1:29.527	5
25	48	IN	David ROBINSON	BMW M3	9	14:19.400	1 lap	11.383	73.79	1:23.306	10
26	32	B	Rodger CARD	BMW E30	8	13:53.545	2 laps	1 lap	67.62	1:32.666	6

NOT CLASSIFIED

DNF 8	A	Martin WEBB	BMW E36M3	8	11:04.858	2 laps			84.78	1:20.435	4
DNF 71	D	Sean FOLEY	BMW 318	5	9:22.907	5 laps		0.000	62.58	1:39.350	3
DNF 28	B	Adrian GILBERT	BMW M3 E36	0							
DNF 41	B	Stuart LAWS	BMW 325 E30	0							
DNF 46	B	Catherine EVANS	BMW E30 M3	0							
DNF 82	IN	Mark CAPEWELL	BMW M3	0							

FASTEST LAP

3	A	Garrie WHITTAKER	BMW M3 E30	8	1:20.009		88.06 mph		141.73 kph		
31	B	James CARD	BMW E30	7	1:22.450		85.46 mph		137.53 kph		
86	IN	Keith GENT	BMW E36 M3	7	1:19.361		88.78 mph		142.89 kph		
70	D	Stephan LANFERMEIJER	BMW E36	5	1:29.527		78.70 mph		126.66 kph		

No 48 - 1 lap penalty - ignoring black flag

Donington National
Circuit Length = 1.9573 miles
Start: 18:51 End: 19:07

These results are provisional until the conclusion of any judicial and technical matters.

Clerk of Course :		Timekeeper :	
-------------------	--	--------------	--

Kuhmo BMW Championship

RACE 13 - LAP CHART

Lap 1			Lap 2			Lap 3			Lap 4			Lap 5		
No	Behind	Laptime	No	Behind	Laptime	No	Behind	Laptime	No	Behind	Laptime	No	Behind	Laptime
21		1:24.395	21		1:20.730	21		1:21.572	21		1:21.063	21		1:20.616
12	1.241	1:25.636	12	2.054	1:21.543	12	1.533	1:21.051	10	2.219	1:20.878	10	2.705	1:21.102
10	2.343	1:26.738	10	3.630	1:22.017	10	2.404	1:20.346	12	2.534	1:22.064	12	3.912	1:21.994
86	2.849	1:27.244	15	4.218	1:21.300	15	3.677	1:21.031	15	3.451	1:20.837	15	4.301	1:21.466
9	3.296	1:27.691	13	4.484	1:21.393	13	4.968	1:22.056	13	5.395	1:21.490	13	5.426	1:20.647
15	3.648	1:28.043	16	6.725	1:22.949	16	7.024	1:21.871	16	8.162	1:22.201	71	1 LAP	1:43.036
13	3.821	1:28.216	9	8.796	1:26.230	8	9.570	1:21.412	8	8.942	1:20.435	8	8.891	1:20.565
16	4.506	1:28.901	8	9.730	1:21.870	9	13.331	1:26.107	86	15.349	1:22.149	16	9.359	1:21.813
31	5.904	1:30.299	31	10.107	1:24.933	31	13.451	1:24.916	31	16.020	1:23.632	86	15.457	1:20.724
23	7.177	1:31.572	23	11.460	1:25.013	23	13.771	1:23.883	99	18.399	1:23.961	31	18.344	1:22.940
4	8.396	1:32.791	4	12.174	1:24.508	86	14.263	1:22.458	9	18.484	1:26.216	99	18.854	1:21.071
8	8.590	1:32.985	86	13.377	1:31.258	4	15.234	1:24.632	23	18.792	1:26.084	3	20.778	1:21.535
19	9.056	1:33.451	19	14.008	1:25.682	99	15.501	1:22.551	32	1 LAP	1:53.924	23	23.407	1:25.231
26	9.606	1:34.001	99	14.522	1:24.734	19	16.022	1:23.586	4	19.705	1:25.534	4	23.740	1:24.651
99	10.518	1:34.913	26	14.933	1:26.057	3	18.558	1:23.183	3	19.859	1:22.364	19	24.072	1:24.497
30	11.203	1:35.598	30	15.701	1:25.228	26	19.278	1:25.917	19	20.191	1:25.232	9	24.846	1:26.978
14	11.303	1:35.698	3	16.947	1:22.603	30	19.663	1:25.534	30	21.975	1:23.375	30	25.134	1:23.775
22	12.229	1:36.624	22	18.117	1:26.618	22	21.379	1:24.834	26	23.226	1:25.011	26	26.275	1:23.665
48	13.239	1:37.634	48	19.207	1:26.698	48	22.264	1:24.629	22	25.050	1:24.734	22	28.745	1:24.311
84	13.516	1:37.911	14	20.314	1:29.741	14	23.969	1:25.227	48	25.230	1:24.029	48	29.057	1:24.443
3	15.074	1:39.469	84	21.719	1:28.933	84	26.922	1:26.775	14	28.696	1:25.790	24	35.576	1:25.852
90	15.989	1:40.384	24	22.526	1:25.931	24	27.424	1:26.470	24	30.340	1:23.979	84	37.660	1:25.978
24	17.325	1:41.720	90	23.269	1:28.010	90	29.396	1:27.699	84	32.298	1:26.439	32	1 LAP	1:45.667
70	17.975	1:42.370	69	30.614	1:31.368	69	39.438	1:30.396	90	36.517	1:28.184	90	44.388	1:28.487
43	19.110	1:43.505	70	31.345	1:34.100	70	41.186	1:31.413	69	49.463	1:31.088	14	47.784	1:39.704
69	19.976	1:44.371	43	31.953	1:33.573	43	41.448	1:31.067	43	50.438	1:30.053	43	59.527	1:29.705
71	25.202	1:49.597	71	47.736	1:43.264	71	1:05.514	1:39.350	70	52.509	1:32.386	69	59.834	1:30.987
32	36.341	2:00.736	32	1:07.503	1:51.892							70	1:01.420	1:29.527

Donington National
 Circuit Length = 1.9573 miles
 Start: 18:51 End: 19:07

Kuhmo BMW Championship

RACE 13 - LAP CHART

Lap 6			Lap 7			Lap 8			Lap 9			Lap 10		
No	Behind	Laptime	No	Behind	Laptime	No	Behind	Laptime	No	Behind	Laptime	No	Behind	Laptime
21		1:20.786	21		1:20.976	21		1:22.065	21		1:21.611	21		1:21.196
10	2.437	1:20.518	10	2.569	1:21.108	10	2.113	1:21.609	10	2.184	1:21.682	10	1.915	1:20.927
12	4.955	1:21.829	12	5.188	1:21.209	12	4.943	1:21.820	12	4.430	1:21.098	13	6.441	1:22.882
13	6.445	1:21.805	13	6.069	1:20.600	13	5.901	1:21.897	13	4.755	1:20.465	12	7.562	1:24.328
8	11.160	1:23.055	8	12.013	1:21.829	16	12.237	1:21.913	43	1 LAP	1:33.897	86	14.293	1:21.307
16	11.980	1:23.407	16	12.389	1:21.385	8	12.655	1:22.707	69	1 LAP	1:33.513	16	16.217	1:25.544
86	17.053	1:22.382	86	15.438	1:19.361	86	13.669	1:20.296	70	1 LAP	1:32.672	43	1 LAP	1:31.693
99	20.088	1:22.020	99	19.805	1:20.693	99	18.585	1:20.845	16	11.869	1:21.243	3	17.855	1:20.716
3	21.692	1:21.700	3	20.841	1:20.125	3	18.785	1:20.009	86	14.182	1:22.124	32	2 LAPS	1:40.432
31	23.171	1:25.613	31	24.645	1:22.450	31	26.033	1:23.453	3	18.335	1:21.161	69	1 LAP	1:33.576
4	27.763	1:24.809	4	30.895	1:24.108	19	31.170	1:22.160	99	19.150	1:22.176	99	22.775	1:24.821
19	27.948	1:24.662	19	31.075	1:24.103	4	33.473	1:24.643	31	27.866	1:23.444	31	29.919	1:23.249
23	29.127	1:26.506	23	31.597	1:23.446	23	33.862	1:24.330	19	32.338	1:22.779	70	1 LAP	1:45.701
30	29.472	1:25.124	30	32.278	1:23.782	30	34.506	1:24.293	4	35.709	1:23.847	19	37.479	1:26.337
26	29.894	1:24.405	26	32.635	1:23.717	26	35.100	1:24.530	30	36.899	1:24.004	4	38.752	1:24.239
9	32.160	1:28.100	22	36.101	1:23.641	22	39.267	1:25.231	23	38.074	1:25.823	30	39.175	1:23.472
22	33.436	1:25.477	9	36.697	1:25.513	48	39.882	1:25.069	26	38.216	1:24.727	23	40.028	1:23.150
48	34.095	1:25.824	48	36.878	1:23.759	9	40.348	1:25.716	22	42.187	1:24.531	26	40.763	1:23.743
24	40.279	1:25.489	15	43.837	1:23.664	15	42.384	1:20.612	48	42.280	1:24.009	48	44.390	1:23.306
15	41.149	1:57.634	24	46.101	1:26.798	24	47.975	1:23.939	15	44.631	1:23.858	15	45.486	1:22.051
84	44.023	1:27.149	84	49.646	1:26.599	84	53.298	1:25.717	9	45.431	1:26.694	22	46.821	1:25.830
14	53.086	1:26.088	14	57.920	1:25.810	14	1:00.215	1:24.360	24	51.104	1:24.740	9	50.073	1:25.838
90	53.702	1:30.100	90	1:01.527	1:28.801	90	1:10.151	1:30.689	84	59.142	1:27.455	24	55.096	1:25.188
32	1 LAP	1:34.823	32	1 LAP	1:32.666	32	1 LAP	1:33.405	14	1:03.397	1:24.793	84	1:05.222	1:27.276
43	1:07.744	1:29.003	43	1:16.663	1:29.895				90	1:19.753	1:31.213	14	1:07.543	1:25.342
69	1:09.375	1:30.327	69	1:18.042	1:29.643							90	1:36.759	1:38.202
70	1:10.767	1:30.133	70	1:19.506	1:29.715									
71	1 LAP	2:27.660 P												

Donington National
 Circuit Length = 1.9573 miles
 Start: 18:51 End: 19:07