



National Championship Race Meeting

Oulton Park Island

27th September 2008



Results Provided by Timing Solutions Ltd
www.tsl-timing.com

Legends Championship

QUALIFYING - RACE 1 - CLASSIFICATION

POS	NO	CL	NAME	ENTRY	TIME	ON	LAPS	GAP	DIFF	MPH
1	5		John HIGGINS	Ford Coupe/1250	1:41.631	5	6			78.84
2	32		Peter MORTON	Ford Coupe/1250	1:42.729	5	5	1.098	1.098	78.00
3	50		Dave NEWSHAM	Ford Coupe/1250	1:42.870	1	6	1.239	0.141	77.90
4	11		Simon BELCHER	Ford Coupe/1250	1:43.506	3	6	1.875	0.636	77.42
5	6		John MARSHALL	Ford Coupe/1250	1:44.023	3	7	2.392	0.517	77.03
6	72		Glenn BURTENSHAW	Ford Coupe/1250	1:44.085	7	7	2.454	0.062	76.99
7	12		Stephen TREHERNE	Ford Coupe/1200	1:44.259	4	7	2.628	0.174	76.86
8	85		Iain HOLDEN	Chevy Coupe/1250	1:44.314	2	7	2.683	0.055	76.82
9	24		Matthew PAPE	Ford Coupe/1250	1:44.948	6	7	3.317	0.634	76.35
10	69		Gerard MCCOSH	Ford Coupe/1250	1:44.980	4	5	3.349	0.032	76.33
11	3		Ross MARSHALL	Ford Coupe/1250	1:45.220	3	4	3.589	0.240	76.16
12	51		Simon LONGMAN	Ford Sedan/1250	1:45.602	4	6	3.971	0.382	75.88
13	77		Robin WEBB	Legend/1250	1:45.741	6	7	4.110	0.139	75.78
14	49		Dave WARD	Dodge Sedan/1250	1:45.923	2	6	4.292	0.182	75.65
15	16		Richard POCKLINGTON	Ford Coupe/1250	1:46.302	7	7	4.671	0.379	75.38
16	2		Lee FITZPATRICK	Ford Coupe/1250	1:46.414	1	4	4.783	0.112	75.30
17	19		Lawrence DAVEY	Ford Coupe/1250	1:46.566	2	3	4.935	0.152	75.19
18	99		Brian COOKE	Ford Sedan/1200	1:47.685	3	7	6.054	1.119	74.41
19	4		Darren GAULTON	Ford Coupe/1250	1:47.961	5	6	6.330	0.276	74.22
20	9		Scott BOOTH	Chevy/1250	1:48.304	7	7	6.673	0.343	73.99
21	52		Neil LONGMAN	Ford Sedan/1200	1:48.974	3	5	7.343	0.670	73.53
22	43		Mick MERCER	Ford Coupe/1250	1:49.176	4	5	7.545	0.202	73.40
23	15		Nick BRACE	Ford Coupe/1250	1:49.579	6	7	7.948	0.403	73.13
24	40		Roger COUSINS	Ford Coupe/1200	1:49.897	7	7	8.266	0.318	72.91
25	76		David VERNON	Ford Coupe/1250	1:51.980	1	3	10.349	2.083	71.56
26	67		Bob BECKLEY	Ford Coupe/1250	1:53.870	1	2	12.239	1.890	70.37

Car 32 Please fit Transponder

Weather / Track : Sunny / Dry

These results are provisional until the conclusion of any judicial and technical matters.

Oulton Park Island
Circuit Length = 2.2260 miles
Start: 08:59 End: 09:17

Clerk of Course :		Timekeeper :
-------------------	--	--------------

Legends Championship

QUALIFYING - RACE 1 - LAP ANALYSIS

2	Lee FITZPATRICK		Ford Coupe/1250				
1 -	1:46.414		9:04:20.094	3 -	1:56.266	+ 9.852	9:08:18.224
2 -	2:01.864	+ 15.450	9:06:21.958	4 -	1:44.117 P	+ -2.297	9:10:02.341
3	Ross MARSHALL		Ford Coupe/1250				
1 -	1:48.358	+ 3.138	9:04:17.654	3 -	1:45.220		9:07:56.117
2 -	1:53.243	+ 8.023	9:06:10.897	4 -	2:21.506 P	+ 36.286	9:10:17.623
4	Darren GAULTON		Ford Coupe/1250				
1 -	1:51.332	+ 3.371	9:05:23.504	4 -	1:49.921	+ 1.960	9:10:54.284
2 -	1:51.875	+ 3.914	9:07:15.379	5 -	1:47.961		9:12:42.245
3 -	1:48.984	+ 1.023	9:09:04.363	6 -	1:49.322	+ 1.361	9:14:31.567
5	John HIGGINS		Ford Coupe/1250				
1 -	1:43.645	+ 2.014	9:04:02.443	4 -	1:42.826	+ 1.195	9:09:10.687
2 -	1:42.652	+ 1.021	9:05:45.095	5 -	1:41.631		9:10:52.318
3 -	1:42.766	+ 1.135	9:07:27.861	6 -	1:31.322 P	+ -10.309	9:12:23.640
6	John MARSHALL		Ford Coupe/1250				
1 -	1:48.651	+ 4.628	9:04:16.675	5 -	1:46.159	+ 2.136	9:11:17.920
2 -	1:46.008	+ 1.985	9:06:02.683	6 -	1:45.840	+ 1.817	9:13:03.760
3 -	1:44.023		9:07:46.706	7 -	1:45.454	+ 1.431	9:14:49.214
4 -	1:45.055	+ 1.032	9:09:31.761				
9	Scott BOOTH		Chevy/1250				
1 -	1:51.437	+ 3.133	9:04:20.560	5 -	1:50.081	+ 1.777	9:11:39.920
2 -	1:51.801	+ 3.497	9:06:12.361	6 -	1:50.306	+ 2.002	9:13:30.226
3 -	1:48.536	+ 0.232	9:08:00.897	7 -	1:48.304		9:15:18.530
4 -	1:48.942	+ 0.638	9:09:49.839				
11	Simon BELCHER		Ford Coupe/1250				
1 -	1:34.286 P	+ -9.220	9:05:06.395	4 -	1:45.191	+ 1.685	9:11:10.673
2 -	2:35.581	+ 52.075	9:07:41.976	5 -	1:44.016	+ 0.510	9:12:54.689
3 -	1:43.506		9:09:25.482	6 -	1:30.316 P	+ -13.190	9:14:25.005
12	Stephen TREHERNE		Ford Coupe/1200				
1 -	1:45.895	+ 1.636	9:05:25.571	5 -	1:44.674	+ 0.415	9:12:24.376
2 -	1:45.419	+ 1.160	9:07:10.990	6 -	1:41.782 P	+ -2.477	9:14:06.158
3 -	1:44.453	+ 0.194	9:08:55.443	7 -	2:32.004	+ 47.745	9:16:38.162
4 -	1:44.259		9:10:39.702				
15	Nick BRACE		Ford Coupe/1250				
1 -	1:55.405	+ 5.826	9:04:29.873	5 -	1:52.383	+ 2.804	9:12:03.158
2 -	1:53.559	+ 3.980	9:06:23.432	6 -	1:49.579		9:13:52.737
3 -	1:53.609	+ 4.030	9:08:17.041	7 -	1:50.678	+ 1.099	9:15:43.415
4 -	1:53.734	+ 4.155	9:10:10.775				
16	Richard POCKLINGTON		Ford Coupe/1250				
1 -	1:57.840	+ 11.538	9:04:37.389	5 -	1:48.518	+ 2.216	9:11:55.909
2 -	1:51.160	+ 4.858	9:06:28.549	6 -	1:47.975	+ 1.673	9:13:43.884
3 -	1:49.225	+ 2.923	9:08:17.774	7 -	1:46.302		9:15:30.186
4 -	1:49.617	+ 3.315	9:10:07.391				
19	Lawrence DAVEY		Ford Coupe/1250				
1 -	1:46.987	+ 0.421	9:04:10.841	3 -	1:34.297 P	+ -12.269	9:07:31.704
2 -	1:46.566		9:05:57.407				
24	Mattew PAPE		Ford Coupe/1250				
1 -	1:47.772	+ 2.824	9:04:09.564	5 -	1:57.688	+ 12.740	9:11:23.844
2 -	1:46.262	+ 1.314	9:05:55.826	6 -	1:44.948		9:13:08.792
3 -	1:45.181	+ 0.233	9:07:41.007	7 -	2:09.113	+ 24.165	9:15:17.905
4 -	1:45.149	+ 0.201	9:09:26.156				

Car 32 Please fit Transponder

Weather / Track : Sunny / Dry

www.tsl-timing.com

Oulton Park Island
Circuit Length = 2.2260 miles
Start: 08:59 End: 09:17

Legends Championship

QUALIFYING - RACE 1 - LAP ANALYSIS

32	Peter MORTON		Ford Coupe/1250				
1 -	1:44.101	+ 1.372	9:06:53.923	4 -	1:42.942	+ 0.213	9:13:44.160
2 -	2:01.519	+ 18.790	9:08:55.442	5 -	1:42.729		9:15:26.889
3 -	3:05.776	+ 1:23.047	9:12:01.218				
40	Roger COUSINS		Ford Coupe/1200				
1 -	1:57.331	+ 7.434	9:04:35.871	5 -	1:51.979	+ 2.082	9:12:09.118
2 -	1:56.988	+ 7.091	9:06:32.859	6 -	1:49.935	+ 0.038	9:13:59.053
3 -	1:53.238	+ 3.341	9:08:26.097	7 -	1:49.897		9:15:48.950
4 -	1:51.042	+ 1.145	9:10:17.139				
43	Mick MERCER		Ford Coupe/1250				
1 -	1:55.385	+ 6.209	9:07:32.680	4 -	1:49.176		9:13:03.580
2 -	1:50.969	+ 1.793	9:09:23.649	5 -	1:53.476	+ 4.300	9:14:57.056
3 -	1:50.755	+ 1.579	9:11:14.404				
49	Dave WARD		Dodge Sedan/1250				
1 -	1:48.297	+ 2.374	9:06:41.481	4 -	1:48.594	+ 2.671	9:12:02.611
2 -	1:45.923		9:08:27.404	5 -	1:46.864	+ 0.941	9:13:49.475
3 -	1:46.613	+ 0.690	9:10:14.017	6 -	1:46.871	+ 0.948	9:15:36.346
50	Dave NEWSHAM		Ford Coupe/1250				
1 -	1:42.870		9:06:40.012	4 -	1:43.735	+ 0.865	9:11:51.310
2 -	1:43.770	+ 0.900	9:08:23.782	5 -	1:43.020	+ 0.150	9:13:34.330
3 -	1:43.793	+ 0.923	9:10:07.575	6 -	1:43.199	+ 0.329	9:15:17.529
51	Simon LONGMAN		Ford Sedan/1250				
1 -	1:49.967	+ 4.365	9:05:59.358	4 -	1:45.602		9:11:18.655
2 -	1:46.855	+ 1.253	9:07:46.213	5 -	1:47.724	+ 2.122	9:13:06.379
3 -	1:46.840	+ 1.238	9:09:33.053	6 -	1:47.090	+ 1.488	9:14:53.469
52	Neil LONGMAN		Ford Sedan/1200				
1 -	1:52.437	+ 3.463	9:04:23.997	4 -	1:49.750	+ 0.776	9:09:53.095
2 -	1:50.374	+ 1.400	9:06:14.371	5 -	1:55.895 P	+ 6.921	9:11:48.990
3 -	1:48.974		9:08:03.345				
67	Bob BECKLEY		Ford Coupe/1250				
1 -	1:53.870		9:04:21.778	2 -	1:49.331 P	+ -4.539	9:06:11.109
69	Gerard MCCOSH		Ford Coupe/1250				
1 -	1:47.269	+ 2.289	9:04:06.839	4 -	1:44.980		9:09:24.406
2 -	1:46.496	+ 1.516	9:05:53.335	5 -	2:12.757 P	+ 27.777	9:11:37.163
3 -	1:46.091	+ 1.111	9:07:39.426				
72	Glenn BURTENSHAW		Ford Coupe/1250				
1 -	1:49.209	+ 5.124	9:05:04.278	5 -	1:45.675	+ 1.590	9:12:06.384
2 -	1:45.710	+ 1.625	9:06:49.988	6 -	1:45.232	+ 1.147	9:13:51.616
3 -	1:45.738	+ 1.653	9:08:35.726	7 -	1:44.085		9:15:35.701
4 -	1:44.983	+ 0.898	9:10:20.709				
76	David VERNON		Ford Coupe/1250				
1 -	1:51.980		9:11:53.423	3 -	1:55.318	+ 3.338	9:16:19.971
2 -	2:31.230	+ 39.250	9:14:24.653				
77	Robin WEBB		Legend/1250				
1 -	1:55.216	+ 9.475	9:04:49.543	5 -	1:48.427	+ 2.686	9:12:07.459
2 -	1:50.320	+ 4.579	9:06:39.863	6 -	1:45.741		9:13:53.200
3 -	1:49.023	+ 3.282	9:08:28.886	7 -	1:46.380	+ 0.639	9:15:39.580
4 -	1:50.146	+ 4.405	9:10:19.032				
85	Iain HOLDEN		Chevy Coupe/1250				
1 -	1:46.412	+ 2.098	9:06:01.450	5 -	1:46.781	+ 2.467	9:13:04.531

Car 32 Please fit Transponder

Weather / Track : Sunny / Dry

www.tsl-timing.com

Oulton Park Island
Circuit Length = 2.2260 miles
Start: 08:59 End: 09:17

Legends Championship

QUALIFYING - RACE 1 - LAP ANALYSIS

2 -	1:44.314		9:07:45.764	6 -	1:46.042	+ 1.728	9:14:50.573
3 -	1:45.810	+ 1.496	9:09:31.574	7 -	1:47.698	+ 3.384	9:16:38.271
4 -	1:46.176	+ 1.862	9:11:17.750				
99	Brian COOKE		Ford Sedan/1200				
1 -	1:50.362	+ 2.677	9:04:14.904	5 -	1:49.078	+ 1.393	9:11:29.662
2 -	1:49.272	+ 1.587	9:06:04.176	6 -	2:00.047	+ 12.362	9:13:29.709
3 -	1:47.685		9:07:51.861	7 -	1:57.638	+ 9.953	9:15:27.347
4 -	1:48.723	+ 1.038	9:09:40.584				

Car 32 Please fit Transponder

Weather / Track : Sunny / Dry

www.tsl-timing.com

Oulton Park Island
 Circuit Length = 2.2260 miles
 Start: 08:59 End: 09:17

Legends Championship

RACE 1 - CLASSIFICATION

POS	NO	CL	NAME	ENTRY	LAPS	TIME	GAP	DIFF	MPH	BEST	ON
1	5		John HIGGINS	Ford Coupe/1250	8	14:10.746			75.35	1:42.428	4
2	32		Peter MORTON	Ford Coupe/1250	8	14:15.204	4.458	4.458	74.96	1:42.480	4
3	11		Simon BELCHER	Ford Coupe/1250	8	14:19.092	8.346	3.888	74.62	1:43.762	7
4	6		John MARSHALL	Ford Coupe/1250	8	14:19.386	8.640	0.294	74.59	1:43.618	3
5	12		Stephen TREHERNE	Ford Coupe/1200	8	14:34.130	23.384	14.744	73.34	1:44.525	6
6	2		Lee FITZPATRICK	Ford Coupe/1250	8	14:38.318	27.572	4.188	72.99	1:43.178	6
7	9		Scott BOOTH	Chevy/1250	8	14:40.722	29.976	2.404	72.79	1:45.052	8
8	19		Lawrence DAVEY	Ford Coupe/1250	8	14:41.058	30.312	0.336	72.76	1:44.589	8
9	49		Dave WARD	Dodge Sedan/1250	8	14:41.578	30.832	0.520	72.72	1:44.738	8
10	69		Gerard MCCOSH	Ford Coupe/1250	8	14:41.746	31.000	0.168	72.70	1:44.694	6
11	85		Iain HOLDEN	Chevy Coupe/1250	8	14:53.772	43.026	12.026	71.72	1:47.340	8
12	3		Ross MARSHALL	Ford Coupe/1250	8	14:54.079	43.333	0.307	71.70	1:44.364	8
13	52		Neil LONGMAN	Ford Sedan/1200	8	15:05.558	54.812	11.479	70.79	1:48.590	3
14	77		Robin WEBB	Legend/1250	8	15:08.307	57.561	2.749	70.58	1:46.986	6
15	24		Matthew PAPE	Ford Coupe/1250	8	15:08.343	57.597	0.036	70.57	1:44.916	5
16	15		Nick BRACE	Ford Coupe/1250	8	15:16.234	1:05.488	7.891	69.96	1:50.179	4
17	43		Mick MERCER	Ford Coupe/1250	8	15:16.756	1:06.010	0.522	69.93	1:48.196	8
18	99		Brian COOKE	Ford Sedan/1200	8	15:18.891	1:08.145	2.135	69.76	1:48.841	4
19	51		Simon LONGMAN	Ford Sedan/1250	8	15:26.911	1:16.165	8.020	69.16	1:46.012	2
20	72		Glenn BURTENSHAW	Ford Coupe/1250	8	15:28.975	1:18.229	2.064	69.01	1:48.481	5
21	40		Roger COUSINS	Ford Coupe/1200	8	15:30.351	1:19.605	1.376	68.90	1:48.714	8
22	76		David VERNON	Ford Coupe/1250	8	15:49.007	1:38.261	18.656	67.55	1:50.991	2
23	67		Bob BECKLEY	Ford Coupe/1250	7	15:14.049	1 lap	1 lap	61.37	1:59.494	4
NOT CLASSIFIED											
DNF	16		Richard POCKLINGTON	Ford Coupe/1250	7	13:25.578	1 lap		69.63	1:46.711	3
DNF	50		Dave NEWSHAM	Ford Coupe/1250	1	2:08.855	7 laps	6 laps	62.19	2:08.855	1
FASTEST LAP											
	5		John HIGGINS	Ford Coupe/1250	4	1:42.428			78.23 mph	125.90 kph	

Weather / Track : Sunny / Dry

These results are provisional until the conclusion of any judicial and technical matters.

Oulton Park Island
Circuit Length = 2.2260 miles
Start: 11:16 End: 11:32

Clerk of Course :

Timekeeper :

Legends Championship

RACE 1 - LAP CHART

Lap 1			Lap 2			Lap 3			Lap 4			Lap 5		
No	Behind	Laptime	No	Behind	Laptime	No	Behind	Laptime	No	Behind	Laptime	No	Behind	Laptime
5		2:08.825	5		1:43.685	5		1:43.811	5		1:42.428	5		1:42.463
50	0.030	2:08.855	6	1.709	1:44.588	6	1.516	1:43.618	6	2.925	1:43.837	32	4.029	1:42.908
11	0.117	2:08.942	11	1.794	1:45.362	11	2.182	1:44.199	32	3.584	1:42.480	11	5.710	1:44.373
6	0.806	2:09.631	32	4.149	1:43.826	32	3.532	1:43.194	11	3.800	1:44.046	6	6.131	1:45.669
32	4.008	2:12.833	16	9.533	1:48.487	12	11.174	1:45.379	12	14.501	1:45.755	12	17.161	1:45.123
16	4.731	2:13.556	12	9.606	1:45.867	16	12.433	1:46.711	9	17.355	1:46.539	3	20.786	1:45.315
49	6.327	2:15.152	49	9.897	1:47.255	49	13.144	1:47.058	49	17.825	1:47.109	9	21.166	1:46.274
9	6.401	2:15.226	9	10.039	1:47.323	9	13.244	1:47.016	3	17.934	1:46.189	49	22.026	1:46.664
12	7.424	2:16.249	51	10.288	1:46.012	3	14.173	1:47.385	16	20.289	1:50.284	19	24.040	1:44.810
72	7.918	2:16.743	3	10.599	1:45.708	19	17.998	1:46.249	19	21.693	1:46.123	2	25.588	1:43.788
51	7.961	2:16.786	69	15.488	1:48.591	69	18.819	1:47.142	69	21.966	1:45.575	69	25.954	1:46.451
77	8.492	2:17.317	19	15.560	1:46.880	85	19.555	1:47.700	2	24.263	1:43.709	85	29.738	1:47.638
3	8.576	2:17.401	85	15.666	1:47.871	52	22.329	1:48.590	85	24.563	1:47.436	16	29.946	1:52.120
99	10.186	2:19.011	52	17.550	1:49.808	2	22.982	1:44.429	52	28.971	1:49.070	52	35.360	1:48.852
69	10.582	2:19.407	76	19.287	1:50.991	15	26.877	1:50.595	15	34.628	1:50.179	15	42.710	1:50.545
52	11.427	2:20.252	15	20.093	1:50.477	77	32.902	1:55.629	77	39.014	1:48.540	77	43.744	1:47.193
85	11.480	2:20.305	77	21.084	1:56.277	99	35.836	1:50.552	99	42.249	1:48.841	99	48.904	1:49.118
76	11.981	2:20.806	2	22.364	1:45.143	43	37.008	1:51.139	43	43.470	1:48.890	43	49.267	1:48.260
19	12.365	2:21.190	99	29.095	2:02.594	24	37.602	1:46.300	40	45.440	1:48.978	24	50.159	1:44.916
43	12.733	2:21.558	43	29.680	2:00.632	40	38.890	1:50.242	24	47.706	1:52.532	40	52.088	1:49.111
15	13.301	2:22.126	40	32.459	1:51.960	72	47.802	1:52.616	72	54.345	1:48.971	72	1:00.363	1:48.481
2	20.906	2:29.731	24	35.113	1:47.458	76	51.989	2:16.513	51	58.161	1:47.552	51	1:02.765	1:47.067
40	24.184	2:33.009	72	38.997	2:14.764	51	53.037	2:26.560	76	1:01.962	1:52.401	76	1:11.773	1:52.274
24	31.340	2:40.165	67	1:02.412	2:04.914	67	1:19.561	2:00.960	67	1:36.627	1:59.494			
67	41.183	2:50.008												

Legends Championship

RACE 1 - LAP CHART

Lap 6			Lap 7			Lap 8		
No	Behind	Laptime	No	Behind	Laptime	No	Behind	Laptime
5		1:42.985	5		1:43.633	5		1:42.916
32	4.690	1:43.646	32	4.272	1:43.215	32	4.458	1:43.102
6	6.946	1:43.800	6	7.054	1:43.741	11	8.346	1:44.030
11	7.103	1:44.378	11	7.232	1:43.762	6	8.640	1:44.502
67	1 LAP	2:02.308	12	19.908	1:44.840	12	23.384	1:46.392
12	18.701	1:44.525	2	26.931	1:44.783	2	27.572	1:43.557
9	25.139	1:46.958	9	27.840	1:46.334	9	29.976	1:45.052
49	25.675	1:46.634	19	28.639	1:45.633	19	30.312	1:44.589
2	25.781	1:43.178	49	29.010	1:46.968	49	30.832	1:44.738
19	26.639	1:45.584	69	29.109	1:45.079	69	31.000	1:44.807
69	27.663	1:44.694	85	38.602	1:47.614	85	43.026	1:47.340
85	34.621	1:47.868	3	41.885	1:45.418	3	43.333	1:44.364
3	40.100	2:02.299	67	1 LAP	2:13.725	52	54.812	1:49.659
16	40.662	1:53.701	52	48.069	1:49.912	77	57.561	1:47.665
52	41.790	1:49.415	77	52.812	1:48.700	24	57.597	1:45.977
77	47.745	1:46.986	24	54.536	1:45.712	67	1 LAP	2:02.640
15	50.174	1:50.449	15	57.662	1:51.121	15	1:05.488	1:50.742
24	52.457	1:45.283	16	57.748	2:00.719	43	1:06.010	1:48.196
99	55.436	1:49.517	43	1:00.730	1:48.523	99	1:08.145	1:49.163
43	55.840	1:49.558	99	1:01.898	1:50.095	51	1:16.165	1:46.781
40	58.670	1:49.567	51	1:12.300	1:49.382	72	1:18.229	1:48.566
72	1:06.140	1:48.762	72	1:12.579	1:50.072	40	1:19.605	1:48.714
51	1:06.551	1:46.771	40	1:13.807	1:58.770	76	1:38.261	1:53.011
76	1:20.608	1:51.820	76	1:28.166	1:51.191			

Legends Championship

RACE 5 - CLASSIFICATION

POS	NO	CL	NAME	ENTRY	LAPS	TIME	GAP	DIFF	MPH	BEST	ON
1	5		John HIGGINS	Ford Coupe/1250	8	13:59.233			76.38	1:41.465	3
2	50		Dave NEWSHAM	Ford Coupe/1250	8	14:06.439	7.206	7.206	75.73	1:41.975	3
3	2		Lee FITZPATRICK	Ford Coupe/1250	8	14:08.486	9.253	2.047	75.55	1:41.788	7
4	12		Stephen TREHERNE	Ford Coupe/1200	8	14:09.402	10.169	0.916	75.47	1:42.602	5
5	6		John MARSHALL	Ford Coupe/1250	8	14:18.881	19.648	9.479	74.64	1:43.151	2
6	11		Simon BELCHER	Ford Coupe/1250	8	14:18.898	19.665	0.017	74.64	1:42.668	5
7	19		Lawrence DAVEY	Ford Coupe/1250	8	14:19.531	20.298	0.633	74.58	1:43.810	4
8	49		Dave WARD	Dodge Sedan/1250	8	14:24.725	25.492	5.194	74.13	1:43.915	4
9	9		Scott BOOTH	Chevy/1250	8	14:30.084	30.851	5.359	73.68	1:44.284	6
10	69		Gerard MCCOSH	Ford Coupe/1250	8	14:30.333	31.100	0.249	73.66	1:43.811	4
11	24		Matthew PAPE	Ford Coupe/1250	8	14:32.478	33.245	2.145	73.47	1:45.112	4
12	3		Ross MARSHALL	Ford Coupe/1250	8	14:37.414	38.181	4.936	73.06	1:43.122	6
13	4		Darren GAULTON	Ford Coupe/1250	8	14:39.153	39.920	1.739	72.92	1:45.440	5
14	85		Iain HOLDEN	Chevy Coupe/1250	8	14:39.354	40.121	0.201	72.90	1:44.137	2
15	16		Richard POCKLINGTON	Ford Coupe/1250	8	14:41.307	42.074	1.953	72.74	1:44.765	4
16	52		Neil LONGMAN	Ford Sedan/1200	8	14:48.701	49.468	7.394	72.13	1:46.806	6
17	77		Robin WEBB	Legend/1250	8	14:54.464	55.231	5.763	71.67	1:45.476	4
18	43		Mick MERCER	Ford Coupe/1250	8	14:58.759	59.526	4.295	71.33	1:46.881	3
19	15		Nick BRACE	Ford Coupe/1250	8	15:00.288	1:01.055	1.529	71.20	1:48.026	8
20	76		David VERNON	Ford Coupe/1250	8	15:11.368	1:12.135	11.080	70.34	1:47.879	2

NOT CLASSIFIED

DNF	72		Glenn BURTENSHAW	Ford Coupe/1250	7	13:51.258	1 lap	1 lap	67.48	1:44.891	2
DNF	40		Roger COUSINS	Ford Coupe/1200	4	7:44.853	4 laps	3 laps	68.95	1:48.118	2
DNF	99		Brian COOKE	Ford Sedan/1200	4	10:41.288	4 laps	2:56.435	49.98	1:49.396	2
DNF	32		Peter MORTON	Ford Coupe/1250	3	5:56.850	5 laps	1 lap	67.36	1:49.847	2
DNF	51		Simon LONGMAN	Ford Sedan/1250	1	2:13.705	7 laps	2 laps	59.93	2:13.705	1

FASTEST LAP

	5		John HIGGINS	Ford Coupe/1250	3	1:41.465		78.97 mph		127.10 kph	
--	---	--	---------------------	-----------------	---	----------	--	-----------	--	------------	--

Weather / Track : Sunny / Dry

These results are provisional until the conclusion of any judicial and technical matters.

Oulton Park Island
Circuit Length = 2.2260 miles
Start: 14:37 End: 14:53

Clerk of Course :

Timekeeper :

Legends Championship

RACE 5 - LAP CHART

Lap 1			Lap 2			Lap 3			Lap 4			Lap 5		
No	Behind	Laptime	No	Behind	Laptime	No	Behind	Laptime	No	Behind	Laptime	No	Behind	Laptime
5		2:05.119	5		1:41.644	5		1:41.465	5		1:41.525	5		1:41.766
12	1.133	2:06.252	12	3.040	1:43.551	50	4.297	1:41.975	50	5.534	1:42.762	50	6.880	1:43.112
32	1.173	2:06.292	50	3.787	1:41.981	12	5.242	1:43.667	12	7.449	1:43.732	12	8.285	1:42.602
19	3.244	2:08.363	19	5.863	1:44.263	6	8.970	1:43.280	2	9.897	1:42.382	2	10.289	1:42.158
2	3.338	2:08.457	6	7.155	1:43.151	19	9.016	1:44.618	6	11.268	1:43.823	6	13.100	1:43.598
50	3.450	2:08.569	2	8.149	1:46.455	2	9.040	1:42.356	19	11.301	1:43.810	11	13.149	1:42.668
49	5.055	2:10.174	49	8.529	1:45.118	11	10.893	1:43.280	11	12.247	1:42.879	19	13.767	1:44.232
6	5.648	2:10.767	9	8.666	1:44.506	49	11.731	1:44.667	49	14.121	1:43.915	49	17.833	1:45.478
9	5.804	2:10.923	85	8.981	1:44.137	9	13.573	1:46.372	9	17.583	1:45.535	9	20.819	1:45.002
72	6.253	2:11.372	11	9.078	1:43.797	72	14.467	1:46.432	72	18.065	1:45.123	72	21.560	1:45.261
85	6.488	2:11.607	32	9.376	1:49.847	24	17.100	1:46.050	24	20.687	1:45.112	69	23.338	1:44.254
11	6.925	2:12.044	72	9.500	1:44.891	77	18.489	1:45.532	69	20.850	1:43.811	24	24.580	1:45.659
16	7.683	2:12.802	3	9.724	1:43.664	69	18.564	1:45.303	77	22.440	1:45.476	85	28.051	1:46.033
3	7.704	2:12.823	24	12.515	1:45.957	4	19.878	1:45.540	85	23.784	1:45.404	4	28.539	1:45.440
24	8.202	2:13.321	77	14.422	1:46.038	85	19.905	1:52.389	4	24.865	1:46.512	3	32.602	1:43.765
51	8.586	2:13.705	69	14.726	1:45.899	43	22.775	1:46.881	52	28.768	1:47.253	16	33.472	1:45.467
99	9.520	2:14.639	4	15.803	1:46.627	52	23.040	1:46.987	16	29.771	1:44.765	52	34.576	1:47.574
77	10.028	2:15.147	99	17.272	1:49.396	76	25.595	1:48.654	3	30.603	1:43.507	15	42.255	1:49.634
69	10.471	2:15.590	43	17.359	1:48.182	15	26.254	1:48.309	76	32.099	1:48.029	77	43.419	2:02.745
4	10.820	2:15.939	52	17.518	1:47.699	16	26.531	1:45.634	15	34.387	1:49.658	43	44.676	1:49.195
43	10.821	2:15.940	76	18.406	1:47.879	40	27.605	1:48.871	40	35.100	1:49.020	76	49.825	1:59.492
52	11.463	2:16.582	15	19.410	1:48.086	3	28.621	2:00.362	43	37.247	1:55.997			
76	12.171	2:17.290	40	20.199	1:48.118	32	28.622	2:00.711						
15	12.968	2:18.087	16	22.362	1:56.323	99	1:19.080	2:43.273						
40	13.725	2:18.844												

Legends Championship
RACE 5 - LAP CHART

Lap 6			Lap 7			Lap 8		
No	Behind	Laptime	No	Behind	Laptime	No	Behind	Laptime
5		1:42.607	5		1:42.795	5		1:42.312
50	7.161	1:42.888	50	6.805	1:42.439	50	7.206	1:42.713
99	2 LAPS	3:53.980	12	8.460	1:42.701	2	9.253	1:42.504
12	8.554	1:42.876	2	9.061	1:41.788	12	10.169	1:44.021
2	10.068	1:42.386	6	17.131	1:45.109	6	19.648	1:44.829
6	14.817	1:44.324	11	17.464	1:45.373	11	19.665	1:44.513
11	14.886	1:44.344	19	17.600	1:44.668	19	20.298	1:45.010
19	15.727	1:44.567	49	23.293	1:45.300	49	25.492	1:44.511
49	20.788	1:45.562	9	24.543	1:44.842	9	30.851	1:48.620
9	22.496	1:44.284	69	27.889	1:45.292	69	31.100	1:45.523
72	24.165	1:45.212	24	30.067	1:45.250	24	33.245	1:45.490
69	25.392	1:44.661	4	36.426	1:46.368	3	38.181	1:44.004
24	27.612	1:45.639	3	36.489	1:46.167	4	39.920	1:45.806
4	32.853	1:46.921	85	37.761	1:47.697	85	40.121	1:44.672
85	32.859	1:47.415	16	39.509	1:45.833	16	42.074	1:44.877
3	33.117	1:43.122	52	43.852	1:47.872	52	49.468	1:47.928
16	36.471	1:45.606	77	51.093	1:46.475	77	55.231	1:46.450
52	38.775	1:46.806	43	54.497	1:47.682	43	59.526	1:47.341
77	47.413	1:46.601	15	55.341	1:49.009	15	1:01.055	1:48.026
15	49.127	1:49.479	76	1:04.561	1:50.318	76	1:12.135	1:49.886
43	49.610	1:47.541	72	1:34.337	2:52.967			
76	57.038	1:49.820						

Legends Championship

RACE 10 - CLASSIFICATION

POS	NO	CL	NAME	ENTRY	LAPS	TIME	GAP	DIFF	MPH	BEST	ON
1	5		John HIGGINS	Ford Coupe/1250	10	17:22.121			76.89	1:40.519	3
2	50		Dave NEWSHAM	Ford Coupe/1250	10	17:29.118	6.997	6.997	76.38	1:41.575	5
3	2		Lee FITZPATRICK	Ford Coupe/1250	10	17:33.838	11.717	4.720	76.04	1:41.607	6
4	12		Stephen TREHERNE	Ford Coupe/1200	10	17:35.198	13.077	1.360	75.94	1:42.232	10
5	11		Simon BELCHER	Ford Coupe/1250	10	17:43.869	21.748	8.671	75.32	1:42.466	3
6	6		John MARSHALL	Ford Coupe/1250	10	17:45.409	23.288	1.540	75.21	1:43.056	2
7	19		Lawrence DAVEY	Ford Coupe/1250	10	17:46.710	24.589	1.301	75.12	1:43.435	3
8	16		Richard POCKLINGTON	Ford Coupe/1250	10	18:03.262	41.141	16.552	73.97	1:44.263	2
9	3		Ross MARSHALL	Ford Coupe/1250	10	18:03.351	41.230	0.089	73.97	1:42.906	4
10	9		Scott BOOTH	Chevy/1250	10	18:03.621	41.500	0.270	73.95	1:44.013	3
11	24		Matthew PAPE	Ford Coupe/1250	10	18:03.812	41.691	0.191	73.93	1:43.636	4
12	69		Gerard MCCOSH	Ford Coupe/1250	10	18:05.113	42.992	1.301	73.85	1:43.581	6
13	4		Darren GAULTON	Ford Coupe/1250	10	18:05.273	43.152	0.160	73.83	1:44.748	7
14	77		Robin WEBB	Legend/1250	10	18:18.795	56.674	13.522	72.93	1:45.723	10
15	99		Brian COOKE	Ford Sedan/1200	10	18:21.997	59.876	3.202	72.71	1:46.272	7
16	52		Neil LONGMAN	Ford Sedan/1200	10	18:22.225	1:00.104	0.228	72.70	1:45.671	10
17	43		Mick MERCER	Ford Coupe/1250	10	18:33.921	1:11.800	11.696	71.94	1:47.355	9
18	40		Roger COUSINS	Ford Coupe/1200	10	18:37.741	1:15.620	3.820	71.69	1:47.881	7
19	76		David VERNON	Ford Coupe/1250	10	18:46.497	1:24.376	8.756	71.13	1:47.737	3

NOT CLASSIFIED

DNF	49		Dave WARD	Dodge Sedan/1250	8	15:10.470	2 laps	2 laps	70.41	1:43.958	2
DNF	85		Iain HOLDEN	Chevy Coupe/1250	7	12:46.185	3 laps	1 lap	73.21	1:44.120	2
DNF	15		Nick BRACE	Ford Coupe/1250	6	11:17.417	4 laps	1 lap	70.97	1:47.539	2

FASTEST LAP

5			John HIGGINS	Ford Coupe/1250	3	1:40.519			79.72 mph	128.30 kph	
---	--	--	---------------------	-----------------	---	----------	--	--	-----------	------------	--

Weather / Track : Sunny / Dry

These results are provisional until the conclusion of any judicial and technical matters.

Oulton Park Island
Circuit Length = 2.2260 miles
Start: 17:26 End: 17:44

Clerk of Course :		Timekeeper :	
-------------------	--	--------------	--

Legends Championship

RACE 10 - LAP CHART

Lap 1			Lap 2			Lap 3			Lap 4			Lap 5		
No	Behind	Laptime	No	Behind	Laptime	No	Behind	Laptime	No	Behind	Laptime	No	Behind	Laptime
50		2:07.303	50		1:42.720	50		1:42.388	5		1:41.048	5		1:41.063
19	1.394	2:08.697	19	2.284	1:43.610	5	0.485	1:40.519	50	0.608	1:42.141	50	1.120	1:41.575
12	1.462	2:08.765	12	2.302	1:43.560	12	3.003	1:43.089	12	4.092	1:42.622	12	5.848	1:42.819
11	2.772	2:10.075	5	2.354	1:41.741	19	3.331	1:43.435	19	5.385	1:43.587	2	7.785	1:42.784
6	3.188	2:10.491	11	3.454	1:43.402	11	3.532	1:42.466	11	5.421	1:43.422	11	8.658	1:44.300
5	3.333	2:10.636	6	3.524	1:43.056	6	4.215	1:43.079	2	6.064	1:41.837	19	8.878	1:44.556
3	3.767	2:11.070	2	4.065	1:41.964	3	5.218	1:43.463	6	6.143	1:43.461	6	9.479	1:44.399
16	4.759	2:12.062	3	4.143	1:43.096	2	5.760	1:44.083	3	6.591	1:42.906	16	18.656	1:45.818
2	4.821	2:12.124	16	6.302	1:44.263	16	8.437	1:44.523	16	13.901	1:46.997	9	18.763	1:45.792
49	5.139	2:12.442	49	6.377	1:43.958	9	8.530	1:44.013	9	14.034	1:47.037	49	20.295	1:46.881
9	5.263	2:12.566	85	6.812	1:44.120	85	9.810	1:45.386	85	14.157	1:45.880	24	22.446	1:45.248
85	5.412	2:12.715	9	6.905	1:44.362	49	9.899	1:45.910	49	14.477	1:46.111	85	22.883	1:49.789
4	6.436	2:13.739	4	9.728	1:46.012	4	13.068	1:45.728	4	17.031	1:45.496	4	23.406	1:47.438
99	7.670	2:14.973	99	13.389	1:48.439	24	16.158	1:44.444	24	18.261	1:43.636	3	28.340	2:02.812
76	8.097	2:15.400	76	13.420	1:48.043	76	18.769	1:47.737	76	25.568	1:48.332	69	29.277	1:44.705
43	8.476	2:15.779	43	14.016	1:48.260	99	19.196	1:48.195	69	25.635	1:47.413	76	32.618	1:48.113
40	9.945	2:17.248	24	14.102	1:45.687	43	19.560	1:47.932	43	25.924	1:47.897	43	33.018	1:48.157
52	10.066	2:17.369	52	14.362	1:47.016	69	19.755	1:47.076	99	26.365	1:48.702	77	33.376	1:47.746
15	10.680	2:17.983	69	15.067	1:46.552	52	20.036	1:48.062	77	26.693	1:47.572	99	33.666	1:48.364
24	11.135	2:18.438	15	15.499	1:47.539	77	20.654	1:46.953	52	26.744	1:48.241	52	33.890	1:48.209
69	11.235	2:18.538	77	16.089	1:46.366	15	21.500	1:48.389	15	27.750	1:47.783	15	34.501	1:47.814
77	12.443	2:19.746	40	18.604	1:51.379	40	25.478	1:49.262	40	32.498	1:48.553	40	40.754	1:49.319

Legends Championship
RACE 10 - LAP CHART

Lap 6			Lap 7			Lap 8			Lap 9			Lap 10		
No	Behind	Laptime	No	Behind	Laptime	No	Behind	Laptime	No	Behind	Laptime	No	Behind	Laptime
5		1:41.050	5		1:41.160	5		1:41.635	5		1:41.241	5		1:42.028
50	2.483	1:42.413	50	3.799	1:42.476	50	4.621	1:42.457	50	6.282	1:42.902	50	6.997	1:42.743
12	8.149	1:43.351	2	10.140	1:42.958	2	10.839	1:42.334	2	11.866	1:42.268	2	11.717	1:41.879
2	8.342	1:41.607	12	10.228	1:43.239	12	11.349	1:42.756	12	12.873	1:42.765	12	13.077	1:42.232
19	11.465	1:43.637	6	13.698	1:43.323	11	15.794	1:43.507	11	18.543	1:43.990	11	21.748	1:45.233
11	11.485	1:43.877	19	13.837	1:43.532	19	15.897	1:43.695	19	18.600	1:43.944	6	23.288	1:46.702
6	11.535	1:43.106	11	13.922	1:43.597	6	16.071	1:44.008	6	18.614	1:43.784	19	24.589	1:48.017
16	23.313	1:45.707	16	27.556	1:45.403	16	31.529	1:45.608	16	36.731	1:46.443	16	41.141	1:46.438
9	23.403	1:45.690	9	27.731	1:45.488	9	32.124	1:46.028	24	37.207	1:46.217	3	41.230	1:45.873
49	24.318	1:45.073	24	28.562	1:44.553	24	32.231	1:45.304	9	37.260	1:46.377	9	41.500	1:46.268
24	25.169	1:43.773	49	28.737	1:45.579	4	34.622	1:45.544	3	37.385	1:43.949	24	41.691	1:46.512
85	25.962	1:44.129	85	28.968	1:44.166	3	34.677	1:43.168	4	39.557	1:46.176	69	42.992	1:45.252
4	27.125	1:44.769	4	30.713	1:44.748	69	36.895	1:44.023	69	39.768	1:44.114	4	43.152	1:45.623
3	30.441	1:43.151	3	33.144	1:43.863	77	48.422	1:46.442	77	52.979	1:45.798	77	56.674	1:45.723
69	31.808	1:43.581	69	34.507	1:43.859	99	49.750	1:46.965	99	55.115	1:46.606	99	59.876	1:46.789
77	38.690	1:46.364	77	43.615	1:46.085	52	51.309	1:46.876	52	56.461	1:46.393	52	1:00.104	1:45.671
99	39.308	1:46.692	99	44.420	1:46.272	43	59.659	1:47.506	43	1:05.773	1:47.355	43	1:11.800	1:48.055
43	39.678	1:47.710	52	46.068	1:47.304	40	1:02.170	1:48.729	40	1:09.020	1:48.091	40	1:15.620	1:48.628
52	39.924	1:47.084	43	53.788	1:55.270	76	1:08.159	1:49.326	76	1:16.232	1:49.314	76	1:24.376	1:50.172
15	41.360	1:47.909	40	55.076	1:47.881	49	1:11.618	2:24.516						
40	48.355	1:48.651	76	1:00.468	1:48.537									
76	53.091	2:01.523												

Oulton Park Island
Circuit Length = 2.2260 miles
Start: 17:26 End: 17:44

Kumho BMW Championship

QUALIFYING - RACE 2 - CLASSIFICATION

POS	NO	CL	NAME	ENTRY	TIME	ON	LAPS	GAP	DIFF	MPH
1	5	A	Ian HILL	BMW E36 M3/3200	1:35.039	3	8			84.31
2	3	A	Garrie WHITTAKER	BMW E30 M3/2500	1:35.636	6	8	0.597	0.597	83.79
3	15	A	Piers ROSS	BMW E36 Me Evo/3200	1:36.090	8	8	1.051	0.454	83.39
4	12	A	Joachim RITTER	BMW M3/3200	1:36.204	6	8	1.165	0.114	83.29
5	9	A	Richard MALLINSON	BMW E36 M3/3200	1:36.512	6	8	1.473	0.308	83.03
6	10	A	Ian CRISP	BMW E36 M3 Evo/3200	1:36.718	5	7	1.679	0.206	82.85
7	13	A	Thomas HOULBROOK	BMW /3200	1:37.170	5	6	2.131	0.452	82.46
8	48	I	David ROBINSON	BMW M3/2990	1:37.835	5	8	2.796	0.665	81.90
9	19	A	Tom WEBB	BMW E36/3200	1:38.571	6	8	3.532	0.736	81.29
10	24	B	Mark ASTALL	BMW E36 M3/3000	1:38.578	6	8	3.539	0.007	81.29
11	4	A	Colin WHITMORE	BMW M3/3200	1:39.133	8	8	4.094	0.555	80.83
12	23	B	Paul MOLONEY	BMW E36 M3/3000	1:39.377	5	7	4.338	0.244	80.63
13	31	B	James CARD	BMW E30 M3/2500	1:39.503	8	8	4.464	0.126	80.53
14	8	A	Martin WEBB	BMW E36/3200	1:39.800	3	6	4.761	0.297	80.29
15	22	B	Evelyne BUANIC	BMW E30 M3/2500	1:40.604	6	8	5.565	0.804	79.65
16	26	B	Karl CATTLIFF	BMW E30 M3/2300	1:40.787	6	7	5.748	0.183	79.51
17	30	B	Richard MARSH	BMW E36 M3/2990	1:40.933	7	7	5.894	0.146	79.39
18	85	I	Nigel FRENCH	BMW M3/2500	1:40.999	5	8	5.960	0.066	79.34
19	14	A	Des THRESH	BMW E30 M3/2500	1:41.694	7	8	6.655	0.695	78.80
20	32	B	Roger CARD	BMW E30 M3/2500	1:42.381	6	8	7.342	0.687	78.27
21	41	B	Stuart LAWS	BMW E30 325/2700	1:42.686	5	7	7.647	0.305	78.03
22	90	I	Simon HUDSON	BMW 325/2500	1:44.765	7	7	9.726	2.079	76.49
23	88	I	Jagneet BHAMRA	BMW E30 M3/2302	1:45.294	5	7	10.255	0.529	76.10
24	70	D	Stephen LANFERWEIJER	BMW 318iS/1800	1:47.989	6	7	12.950	2.695	74.20
25	69	D	Liam HAMILTON	BMW 318iS	1:48.744	6	7	13.705	0.755	73.69
26	71	D	Sean FOLEY	BMW E36 318iS/1800	1:52.212	5	7	17.173	3.468	71.41

Weather / Track : Sunny / Dry

These results are provisional until the conclusion of any judicial and technical matters.

Oulton Park Island
Circuit Length = 2.2260 miles
Start: 09:23 End: 09:40

Clerk of Course :	Timekeeper :
-------------------	--------------

Kumho BMW Championship

QUALIFYING - RACE 2 - LAP ANALYSIS

3	Garrie WHITTAKER		BMW E30 M3/2500				
1 -	1:38.271	+ 2.635	9:27:37.656	5 -	1:35.992	+ 0.356	9:34:03.383
2 -	1:36.735	+ 1.099	9:29:14.391	6 -	1:35.636		9:35:39.019
3 -	1:36.751	+ 1.115	9:30:51.142	7 -	1:52.635	+ 16.999	9:37:31.654
4 -	1:36.249	+ 0.613	9:32:27.391	8 -	1:36.326	+ 0.690	9:39:07.980
4	Colin WHITMORE		BMW M3/3200				
1 -	1:50.110	+ 10.977	9:28:15.282	5 -	1:39.373	+ 0.240	9:35:02.262
2 -	1:45.528	+ 6.395	9:30:00.810	6 -	1:39.648	+ 0.515	9:36:41.910
3 -	1:41.574	+ 2.441	9:31:42.384	7 -	1:39.535	+ 0.402	9:38:21.445
4 -	1:40.505	+ 1.372	9:33:22.889	8 -	1:39.133		9:40:00.578
5	Ian HILL		BMW E36 M3/3200				
1 -	1:44.425	+ 9.386	9:28:08.715	5 -	1:35.067	+ 0.028	9:34:31.821
2 -	1:37.083	+ 2.044	9:29:45.798	6 -	1:35.112	+ 0.073	9:36:06.933
3 -	1:35.039		9:31:20.837	7 -	1:37.922	+ 2.883	9:37:44.855
4 -	1:35.917	+ 0.878	9:32:56.754	8 -	1:42.592	+ 7.553	9:39:27.447
8	Martin WEBB		BMW E36/3200				
1 -	1:51.956	+ 12.156	9:28:39.122	4 -	1:41.193	+ 1.393	9:33:45.678
2 -	1:45.563	+ 5.763	9:30:24.685	5 -	1:41.328	+ 1.528	9:35:27.006
3 -	1:39.800		9:32:04.485	6 -	1:31.313 p	+ -8.487	9:36:58.319
9	Richard MALLINSON		BMW E36 M3/3200				
1 -	1:45.454	+ 8.942	9:27:53.389	5 -	1:40.568	+ 4.056	9:34:29.747
2 -	1:39.927	+ 3.415	9:29:33.316	6 -	1:36.512		9:36:06.259
3 -	1:38.445	+ 1.933	9:31:11.761	7 -	1:37.432	+ 0.920	9:37:43.691
4 -	1:37.418	+ 0.906	9:32:49.179	8 -	1:36.682	+ 0.170	9:39:20.373
10	Ian CRISP		BMW E36 M3 Evo/3200				
1 -	1:43.871	+ 7.153	9:28:31.933	5 -	1:36.718		9:35:06.396
2 -	1:41.204	+ 4.486	9:30:13.137	6 -	2:12.983	+ 36.265	9:37:19.379
3 -	1:39.449	+ 2.731	9:31:52.586	7 -	1:36.897	+ 0.179	9:38:56.276
4 -	1:37.092	+ 0.374	9:33:29.678				
12	Joachim RITTER		BMW M3/3200				
1 -	1:43.318	+ 7.114	9:27:44.294	5 -	1:41.793	+ 5.589	9:34:20.503
2 -	1:40.011	+ 3.807	9:29:24.305	6 -	1:36.204		9:35:56.707
3 -	1:37.554	+ 1.350	9:31:01.859	7 -	1:36.437	+ 0.233	9:37:33.144
4 -	1:36.851	+ 0.647	9:32:38.710	8 -	1:36.482	+ 0.278	9:39:09.626
13	Thomas HOULBROOK		BMW /3200				
1 -	1:50.095	+ 12.925	9:28:22.743	4 -	1:44.636	+ 7.466	9:33:31.703
2 -	1:43.989	+ 6.819	9:30:06.732	5 -	1:37.170		9:35:08.873
3 -	1:40.335	+ 3.165	9:31:47.067	6 -	1:40.973 p	+ 3.803	9:36:49.846
14	Des THRESH		BMW E30 M3/2500				
1 -	1:52.537	+ 10.843	9:28:12.984	5 -	1:43.094	+ 1.400	9:35:25.086
2 -	1:51.676	+ 9.982	9:30:04.660	6 -	1:42.251	+ 0.557	9:37:07.337
3 -	1:49.773	+ 8.079	9:31:54.433	7 -	1:41.694		9:38:49.031
4 -	1:47.559	+ 5.865	9:33:41.992	8 -	1:43.380	+ 1.686	9:40:32.411
15	Piers ROSS		BMW E36 Me Evo/3200				
1 -	1:41.999	+ 5.909	9:27:55.854	5 -	1:37.928	+ 1.838	9:34:28.371
2 -	1:40.033	+ 3.943	9:29:35.887	6 -	1:36.699	+ 0.609	9:36:05.070
3 -	1:37.645	+ 1.555	9:31:13.532	7 -	1:37.219	+ 1.129	9:37:42.289
4 -	1:36.911	+ 0.821	9:32:50.443	8 -	1:36.090		9:39:18.379
19	Tom WEBB		BMW E36/3200				
1 -	1:50.896	+ 12.325	9:28:20.555	5 -	1:40.896	+ 2.325	9:35:07.829
2 -	1:44.356	+ 5.785	9:30:04.911	6 -	1:38.571		9:36:46.400
3 -	1:41.748	+ 3.177	9:31:46.659	7 -	1:40.292	+ 1.721	9:38:26.692

Oulton Park Island
 Circuit Length = 2.2260 miles
 Start: 09:23 End: 09:40

Weather / Track : Sunny / Dry

Kumho BMW Championship

QUALIFYING - RACE 2 - LAP ANALYSIS

4 -	1:40.274	+ 1.703	9:33:26.933	8 -	1:38.753	+ 0.182	9:40:05.445
22	Evelyne BUANIC		BMW E30 M3/2500				
1 -	1:56.435	+ 15.831	9:28:19.768	5 -	1:42.459	+ 1.855	9:35:18.204
2 -	1:48.372	+ 7.768	9:30:08.140	6 -	1:40.604		9:36:58.808
3 -	1:45.648	+ 5.044	9:31:53.788	7 -	1:48.141	+ 7.537	9:38:46.949
4 -	1:41.957	+ 1.353	9:33:35.745	8 -	1:47.648	+ 7.044	9:40:34.597
23	Paul MOLONEY		BMW E36 M3/3000				
1 -	1:52.607	+ 13.230	9:28:31.039	5 -	1:39.377		9:35:19.145
2 -	1:44.335	+ 4.958	9:30:15.374	6 -	2:00.046	+ 20.669	9:37:19.191
3 -	1:42.244	+ 2.867	9:31:57.618	7 -	1:40.657	+ 1.280	9:38:59.848
4 -	1:42.150	+ 2.773	9:33:39.768				
24	Mark ASTALL		BMW E36 M3/3000				
1 -	1:47.562	+ 8.984	9:27:58.245	5 -	1:39.237	+ 0.659	9:34:41.118
2 -	1:41.643	+ 3.065	9:29:39.888	6 -	1:38.578		9:36:19.696
3 -	1:40.145	+ 1.567	9:31:20.033	7 -	1:38.760	+ 0.182	9:37:58.456
4 -	1:41.848	+ 3.270	9:33:01.881	8 -	1:38.977	+ 0.399	9:39:37.433
26	Karl CATTLEFF		BMW E30 M3/2300				
1 -	1:47.784	+ 6.997	9:28:43.278	5 -	1:41.437	+ 0.650	9:35:32.402
2 -	1:43.346	+ 2.559	9:30:26.624	6 -	1:40.787		9:37:13.189
3 -	1:42.904	+ 2.117	9:32:09.528	7 -	1:49.792	+ 9.005	9:39:02.981
4 -	1:41.437	+ 0.650	9:33:50.965				
30	Richard MARSH		BMW E36 M3/2990				
1 -	1:49.039	+ 8.106	9:28:05.056	5 -	1:42.753	+ 1.820	9:36:06.104
2 -	2:49.316	+ 1:08.383	9:30:54.372	6 -	1:42.388	+ 1.455	9:37:48.492
3 -	1:44.844	+ 3.911	9:32:39.216	7 -	1:40.933		9:39:29.425
4 -	1:44.135	+ 3.202	9:34:23.351				
31	James CARD		BMW E30 M3/2500				
1 -	1:49.114	+ 9.611	9:28:07.784	5 -	1:41.253	+ 1.750	9:34:58.982
2 -	1:45.007	+ 5.504	9:29:52.791	6 -	1:40.178	+ 0.675	9:36:39.160
3 -	1:42.845	+ 3.342	9:31:35.636	7 -	1:39.529	+ 0.026	9:38:18.689
4 -	1:42.093	+ 2.590	9:33:17.729	8 -	1:39.503		9:39:58.192
32	Roger CARD		BMW E30 M3/2500				
1 -	1:55.826	+ 13.445	9:28:20.367	5 -	1:43.858	+ 1.477	9:35:22.788
2 -	1:48.549	+ 6.168	9:30:08.916	6 -	1:42.381		9:37:05.169
3 -	1:45.985	+ 3.604	9:31:54.901	7 -	1:42.424	+ 0.043	9:38:47.593
4 -	1:44.029	+ 1.648	9:33:38.930	8 -	1:42.709	+ 0.328	9:40:30.302
41	Stuart LAWS		BMW E30 325/2700				
1 -	1:51.009	+ 8.323	9:28:28.024	5 -	1:42.686		9:35:26.930
2 -	1:45.952	+ 3.266	9:30:13.976	6 -	1:43.085	+ 0.399	9:37:10.015
3 -	1:47.148	+ 4.462	9:32:01.124	7 -	1:44.984	+ 2.298	9:38:54.999
4 -	1:43.120	+ 0.434	9:33:44.244				
48	David ROBINSON		BMW M3/2990				
1 -	1:42.820	+ 4.985	9:28:02.935	5 -	1:37.835		9:34:37.179
2 -	1:39.264	+ 1.429	9:29:42.199	6 -	1:38.077	+ 0.242	9:36:15.256
3 -	1:38.093	+ 0.258	9:31:20.292	7 -	1:38.709	+ 0.874	9:37:53.965
4 -	1:39.052	+ 1.217	9:32:59.344	8 -	1:38.117	+ 0.282	9:39:32.082
69	Liam HAMILTON		BMW 318iS				
1 -	2:05.110	+ 16.366	9:28:29.393	5 -	1:49.762	+ 1.018	9:36:00.038
2 -	1:57.174	+ 8.430	9:30:26.567	6 -	1:48.744		9:37:48.782
3 -	1:53.247	+ 4.503	9:32:19.814	7 -	1:48.810	+ 0.066	9:39:37.592
4 -	1:50.462	+ 1.718	9:34:10.276				

Oulton Park Island
Circuit Length = 2.2260 miles
Start: 09:23 End: 09:40

Weather / Track : Sunny / Dry

Kumho BMW Championship
QUALIFYING - RACE 2 - LAP ANALYSIS

70	Stephen LANFERWEIJER		BMW 318iS/1800				
1 -	1:59.625	+ 11.636	9:28:32.596	5 -	1:48.176	+ 0.187	9:35:47.182
2 -	1:49.636	+ 1.647	9:30:22.232	6 -	1:47.989		9:37:35.171
3 -	1:48.571	+ 0.582	9:32:10.803	7 -	1:48.345	+ 0.356	9:39:23.516
4 -	1:48.203	+ 0.214	9:33:59.006				
71	Sean FOLEY		BMW E36 318iS/1800				
1 -	2:00.032	+ 7.820	9:28:57.013	5 -	1:52.212		9:36:35.068
2 -	1:56.255	+ 4.043	9:30:53.268	6 -	1:54.739	+ 2.527	9:38:29.807
3 -	1:54.570	+ 2.358	9:32:47.838	7 -	1:52.465	+ 0.253	9:40:22.272
4 -	1:55.018	+ 2.806	9:34:42.856				
85	Nigel FRENCH		BMW M3/2500				
1 -	1:54.742	+ 13.743	9:28:25.710	5 -	1:40.999		9:35:20.086
2 -	1:47.427	+ 6.428	9:30:13.137	6 -	1:41.424	+ 0.425	9:37:01.510
3 -	1:43.175	+ 2.176	9:31:56.312	7 -	1:44.873	+ 3.874	9:38:46.383
4 -	1:42.775	+ 1.776	9:33:39.087	8 -	1:41.837	+ 0.838	9:40:28.220
88	Jagneet BHAMRA		BMW E30 M3/2302				
1 -	1:53.537	+ 8.243	9:28:27.333	5 -	1:45.294		9:35:37.078
2 -	1:50.007	+ 4.713	9:30:17.340	6 -	1:48.810	+ 3.516	9:37:25.888
3 -	1:46.375	+ 1.081	9:32:03.715	7 -	1:45.457	+ 0.163	9:39:11.345
4 -	1:48.069	+ 2.775	9:33:51.784				
90	Simon HUDSON		BMW 325/2500				
1 -	1:53.322	+ 8.557	9:28:22.793	5 -	1:45.249	+ 0.484	9:35:28.473
2 -	1:47.786	+ 3.021	9:30:10.579	6 -	1:53.506	+ 8.741	9:37:21.979
3 -	1:46.646	+ 1.881	9:31:57.225	7 -	1:44.765		9:39:06.744
4 -	1:45.999	+ 1.234	9:33:43.224				

Kumho BMW Championship

RACE 2 - GRID AMENDED

ROW 14	96	Dan STRINGFELLOW	
ROW 13	69	Liam HAMILTON	1:48.744
	71	Sean FOLEY	1:52.212
ROW 12	88	Jagneet BHAMRA	1:45.294
	70	Stephen LANFERWEIJER	1:47.989
ROW 11	41	Stuart LAWS	1:42.686
	90	Simon HUDSON	1:44.765
ROW 10	14	Des THRESH	1:41.694
	32	Roger CARD	1:42.381
ROW 9	30	Richard MARSH	1:40.933
	85	Nigel FRENCH	1:40.999
ROW 8	22	Evelyne BUANIC	1:40.604
	26	Karl CATTLEFF	1:40.787
ROW 7	31	James CARD	1:39.503
	8	Martin WEBB	1:39.800
ROW 6	4	Colin WHITMORE	1:39.133
	23	Paul MOLONEY	1:39.377
ROW 5	19	Tom WEBB	1:38.571
	24	Mark ASTALL	1:38.578
ROW 4	13	Thomas HOULBROOK	1:37.170
	48	David ROBINSON	1:37.835
ROW 3	9	Richard MALLINSON	1:36.512
	10	Ian CRISP	1:36.718
ROW 2	15	Piers ROSS	1:36.090
	12	Joachim RITTER	1:36.204
ROW 1	5	Ian HILL	1:35.039
	3	Garrie WHITTAKER	1:35.636
Pole			


Oulton Park Island
Circuit Length = 2.2260 miles

These results are provisional until the conclusion of any judicial and technical matters.

Clerk of Course :		Timekeeper :
-------------------	--	--------------

Kumho BMW Championship

RACE 2 - GRID RESTART

ROW 12	69	Liam HAMILTON	
ROW 11	88	Jagneet BHAMRA	70 Stephen LANFERWEIJER
ROW 10	14	Des THRESH	90 Simon HUDSON
ROW 9	22	Evelyne BUANIC	41 Stuart LAWS
ROW 8		1:42.381	
	32	Roger CARD	30 Richard MARSH
ROW 7	31	James CARD	85 Nigel FRENCH
ROW 6	26	Karl CATTLEFF	4 Colin WHITMORE
ROW 5	23	Paul MOLONEY	96 Dan STRINGFELLOW
ROW 4	15	Piers ROSS	19 Tom WEBB
ROW 3	10	Ian CRISP	13 Thomas HOULBROOK
ROW 2	9	Richard MALLINSON	5 Ian HILL
ROW 1	3	Garrie WHITTAKER	12 Joachim RITTER
Pole			
			

Oulton Park Island
Circuit Length = 2.2260 miles

These results are provisional until the conclusion of any judicial and technical matters.

Clerk of Course :

Timekeeper :

Kumho BMW Championship

RACE 2 - CLASSIFICATION

POS	NO	CL	NAME	ENTRY	LAPS	TIME	GAP	DIFF	MPH	BEST	ON
1	5	A	Ian HILL	BMW E36 M3/3200	5	8:25.729			79.22	1:35.502	4
2	3	A	Garrie WHITTAKER	BMW E30 M3/2500	5	8:29.074	3.345	3.345	78.70	1:35.765	4
3	9	A	Richard MALLINSON	BMW E36 M3/3200	5	8:30.004	4.275	0.930	78.56	1:36.129	3
4	15	A	Piers ROSS	BMW E36 Me Evo/3200	5	8:38.163	12.434	8.159	77.32	1:36.676	2
5	96	I	Dan STRINGFELLOW	BMW E46 M3/3200	5	8:38.321	12.592	0.158	77.30	1:36.571	4
6	19	A	Tom WEBB	BMW E36/3200	5	8:41.475	15.746	3.154	76.83	1:38.170	4
7	4	A	Colin WHITMORE	BMW M3/3200	5	8:42.561	16.832	1.086	76.67	1:37.903	4
8	12	A	Joachim RITTER	BMW M3/3200	5	8:43.707	17.978	1.146	76.50	1:36.739	2
9	8	A	Martin WEBB	BMW E36/3200	5	8:48.267	22.538	4.560	75.84	1:37.751	2
10	85	I	Nigel FRENCH	BMW M3/2500	5	8:51.392	25.663	3.125	75.40	1:39.192	5
11	26	B	Karl CATLIFF	BMW E30 M3/2300	5	8:53.168	27.439	1.776	75.15	1:40.065	5
12	31	B	James CARD	BMW E30 M3/2500	5	8:53.659	27.930	0.491	75.08	1:40.108	3
13	23	B	Paul MOLONEY	BMW E36 M3/3000	5	8:55.830	30.101	2.171	74.77	1:39.621	5
14	30	B	Richard MARSH	BMW E36 M3/2990	5	9:02.035	36.306	6.205	73.92	1:41.301	5
15	14	A	Des THRESH	BMW E30 M3/2500	5	9:02.187	36.458	0.152	73.90	1:40.377	5
16	22	B	Evelyne BUANIC	BMW E30 M3/2500	5	9:05.022	39.293	2.835	73.51	1:41.065	3
17	32	B	Roger CARD	BMW E30 M3/2500	5	9:08.735	43.006	3.713	73.01	1:41.464	5
18	41	B	Stuart LAWS	BMW E30 325/2700	5	9:16.239	50.510	7.504	72.03	1:44.069	4
19	88	I	Jagneet BHAMRA	BMW E30 M3/2302	5	9:20.495	54.766	4.256	71.48	1:44.437	2
20	90	I	Simon HUDSON	BMW 325/2500	5	9:22.086	56.357	1.591	71.28	1:45.489	2
21	70	D	Stephen LANFERWEIJER	BMW 318iS/1800	5	9:45.920	1:20.191	23.834	68.38	1:48.455	2
22	69	D	Liam HAMILTON	BMW 318iS	5	9:54.716	1:28.987	8.796	67.37	1:47.752	2
23	71	D	Sean FOLEY	BMW E36 318iS/1800	5	10:04.569	1:38.840	9.853	66.27	1:53.503	4

FASTEST LAP

5	A	Ian HILL	BMW E36 M3/3200	4	1:35.502	83.91 mph	135.04 kph
23	B	Paul MOLONEY	BMW E36 M3/3000	5	1:39.621	80.44 mph	129.45 kph
69	D	Liam HAMILTON	BMW 318iS	2	1:47.752	74.37 mph	119.68 kph
96	I	Dan STRINGFELLOW	BMW E46 M3/3200	4	1:36.571	82.98 mph	133.54 kph

Car 32 transponder not working.

Weather / Track : Sunny / Dry

These results are provisional until the conclusion of any judicial and technical matters.

Oulton Park Island
Circuit Length = 2.2260 miles
Start: 13:10 End: 13:21

Clerk of Course :

Timekeeper :

Kumho BMW Championship

RACE 2 - LAP CHART

Lap 1			Lap 2			Lap 3			Lap 4			Lap 5		
No	Behind	Laptime	No	Behind	Laptime	No	Behind	Laptime	No	Behind	Laptime	No	Behind	Laptime
5		2:02.132	5		1:35.679	5		1:35.685	5		1:35.502	5		1:36.731
9	0.698	2:02.830	9	1.411	1:36.392	9	1.855	1:36.129	9	3.308	1:36.955	3	3.345	1:35.951
3	3.085	2:05.217	3	3.474	1:36.068	3	3.862	1:36.073	3	4.125	1:35.765	9	4.275	1:37.698
15	3.479	2:05.611	15	4.476	1:36.676	15	6.793	1:38.002	12	8.278	1:36.813	15	12.434	1:38.644
12	3.732	2:05.864	12	4.792	1:36.739	12	6.967	1:37.860	15	10.521	1:39.230	96	12.592	1:37.859
19	4.026	2:06.158	19	7.566	1:39.219	96	10.395	1:37.038	96	11.464	1:36.571	19	15.746	1:39.302
4	5.466	2:07.598	4	8.606	1:38.819	19	10.507	1:38.626	19	13.175	1:38.170	4	16.832	1:39.728
23	5.934	2:08.066	96	9.042	1:37.775	4	11.434	1:38.513	4	13.835	1:37.903	12	17.978	1:46.431
96	6.946	2:09.078	23	10.405	1:40.150	8	17.170	1:38.629	8	20.556	1:38.888	8	22.538	1:38.713
85	7.524	2:09.656	85	11.320	1:39.475	85	17.533	1:41.898	85	23.202	1:41.171	85	25.663	1:39.192
26	8.008	2:10.140	31	13.733	1:40.832	31	18.156	1:40.108	26	24.105	1:40.814	26	27.439	1:40.065
31	8.580	2:10.712	26	14.210	1:41.881	26	18.793	1:40.268	31	24.490	1:41.836	31	27.930	1:40.171
32	11.166	2:13.298	8	14.226	1:37.751	23	22.818	1:48.098	23	27.211	1:39.895	23	30.101	1:39.621
30	11.663	2:13.795	32	17.990	1:42.503	32	24.559	1:42.254	30	31.736	1:42.387	30	36.306	1:41.301
14	12.042	2:14.174	30	18.263	1:42.279	30	24.851	1:42.273	14	32.812	1:42.762	14	36.458	1:40.377
8	12.154	2:14.286	14	18.668	1:42.305	14	25.552	1:42.569	22	33.455	1:42.140	22	39.293	1:42.569
41	14.067	2:16.199	22	21.437	1:42.920	22	26.817	1:41.065	32	38.273	1:49.216	32	43.006	1:41.464
22	14.196	2:16.328	41	23.220	1:44.832	41	32.170	1:44.635	41	40.737	1:44.069	41	50.510	1:46.504
90	16.039	2:18.171	90	25.849	1:45.489	90	36.279	1:46.115	88	45.836	1:44.512	88	54.766	1:45.661
88	18.872	2:21.004	88	27.630	1:44.437	88	36.826	1:44.881	90	47.121	1:46.344	90	56.357	1:45.967
70	18.891	2:21.023	70	31.667	1:48.455	70	45.443	1:49.461	70	1:03.315	1:53.374	70	1:20.191	1:53.607
69	19.961	2:22.093	69	32.034	1:47.752	69	1:00.926	2:04.577	69	1:15.967	1:50.543	69	1:28.987	1:49.751
71	26.631	2:28.763	71	45.643	1:54.691	71	1:03.609	1:53.651	71	1:21.610	1:53.503	71	1:38.840	1:53.961

Car 32 transponder not working.


Weather / Track : Sunny / Dry

www.tsl-timing.com

Oulton Park Island
Circuit Length = 2.2260 miles
Start: 13:10 End: 13:21

Kumho BMW Championship

RACE 8 - GRID

ROW 12	71	Sean FOLEY	
ROW 11	70	Stephen LANFERWEIJER	69
ROW 10	88	Jagneet BHAMRA	90
ROW 9	32	Roger CARD	41
ROW 8	14	Des THRESH	22
ROW 7	23	Paul MOLONEY	30
ROW 6	26	Karl CATTLEFF	31
ROW 5	8	Martin WEBB	85
ROW 4	4	Colin WHITMORE	12
ROW 3	96	Dan STRINGFELLOW	19
ROW 2	9	Richard MALLINSON	15
ROW 1	1:35.502	5	3
		Ian HILL	Garrie WHITTAKER
Pole			
			

Oulton Park Island
Circuit Length = 2.2260 miles

These results are provisional until the conclusion of any judicial and technical matters.

Clerk of Course :		Timekeeper :

Kumho BMW Championship

RACE 8 - CLASSIFICATION

POS	NO	CL	NAME	ENTRY	LAPS	TIME	GAP	DIFF	MPH	BEST	ON
1	5	A	Ian HILL	BMW E36 M3/3200	10	16:27.608			81.14	1:35.516	4
2	96	I	Dan STRINGFELLOW	BMW E46 M3/3200	10	16:31.684	4.076	4.076	80.80	1:35.403	4
3	9	A	Richard MALLINSON	BMW E36 M3/3200	10	16:32.691	5.083	1.007	80.72	1:35.800	4
4	8	A	Martin WEBB	BMW E36/3200	10	16:42.095	14.487	9.404	79.96	1:35.391	4
5	12	A	Joachim RITTER	BMW M3/3200	10	16:48.491	20.883	6.396	79.46	1:36.898	5
6	4	A	Colin WHITMORE	BMW M3/3200	10	16:59.120	31.512	10.629	78.63	1:37.920	2
7	19	A	Tom WEBB	BMW E36/3200	10	16:59.333	31.725	0.213	78.61	1:37.000	8
8	3	A	Garrie WHITTAKER	BMW E30 M3/2500	10	17:00.161	32.553	0.828	78.55	1:36.389	8
9	23	B	Paul MOLONEY	BMW E36 M3/3000	10	17:18.032	50.424	17.871	77.19	1:39.385	5
10	85	I	Nigel FRENCH	BMW M3/2500	10	17:19.044	51.436	1.012	77.12	1:38.815	8
11	31	B	James CARD	BMW E30 M3/2500	10	17:24.874	57.266	5.830	76.69	1:39.137	4
12	15	A	Piers ROSS	BMW E36 Me Evo/3200	10	17:27.257	59.649	2.383	76.51	1:39.285	4
13	30	B	Richard MARSH	BMW E36 M3/2990	10	17:28.990	1:01.382	1.733	76.39	1:40.611	5
14	13	A	Thomas HOULBROOK	BMW /3200	10	17:36.144	1:08.536	7.154	75.87	1:38.110	5
15	32	B	Roger CARD	BMW E30 M3/2500	10	17:40.587	1:12.979	4.443	75.55	1:42.037	10
16	22	B	Evelyne BUANIC	BMW E30 M3/2500	10	17:41.521	1:13.913	0.934	75.49	1:41.098	5
17	41	B	Stuart LAWS	BMW E30 325/2700	10	18:13.080	1:45.472	31.559	73.31	1:45.684	2
18	88	I	Jagneet BHAMRA	BMW E30 M3/2302	9	16:30.619	1 lap	1 lap	72.80	1:44.634	8
19	90	I	Simon HUDSON	BMW 325/2500	9	16:34.684	1 lap	4.065	72.50	1:46.014	5
20	70	D	Stephen LANFERWEIJER	BMW 318iS/1800	9	16:39.000	1 lap	4.316	72.19	1:46.682	3
21	69	D	Liam HAMILTON	BMW 318iS	9	16:42.414	1 lap	3.414	71.94	1:46.374	7
22	71	D	Sean FOLEY	BMW E36 318iS/1800	9	17:48.473	1 lap	1:06.059	67.50	1:54.165	7

NOT CLASSIFIED

DNF	14	A	Des THRESH	BMW E30 M3/2500	5	9:01.042	5 laps	4 laps	74.05	1:39.671	5
DNF	26	B	Karl CATTLEFF	BMW E30 M3/2300	5	9:02.135	5 laps	1.093	73.90	1:39.804	4

FASTEST LAP

8	A	Martin WEBB	BMW E36/3200	4	1:35.391	84.00 mph	135.19 kph
96	I	Dan STRINGFELLOW	BMW E46 M3/3200	4	1:35.403	83.99 mph	135.18 kph
31	B	James CARD	BMW E30 M3/2500	4	1:39.137	80.83 mph	130.08 kph
69	D	Liam HAMILTON	BMW 318iS	7	1:46.374	75.33 mph	121.23 kph

Car 32 transponder not working

Car 8 10 Sec Penalty faulse start

Weather / Track : Cloudy / Dry

These results are provisional until the conclusion of any judicial and technical matters.

Oulton Park Island

Circuit Length = 2.2260 miles

Start: 16:10 End: 16:29

Clerk of Course :

Timekeeper :

Kumho BMW Championship

RACE 8 - LAP CHART

Lap 1			Lap 2			Lap 3			Lap 4			Lap 5		
No	Behind	Laptime	No	Behind	Laptime	No	Behind	Laptime	No	Behind	Laptime	No	Behind	Laptime
5		2:03.008	5		1:35.773	5		1:35.887	5		1:35.516	5		1:35.765
96	0.812	2:03.820	96	1.253	1:36.214	96	1.744	1:36.378	96	1.631	1:35.403	96	1.418	1:35.552
9	1.132	2:04.140	9	2.073	1:36.714	9	2.214	1:36.028	9	2.498	1:35.800	9	2.709	1:35.976
8	2.091	2:05.099	8	2.946	1:36.628	8	3.210	1:36.151	8	3.085	1:35.391	8	3.593	1:36.273
12	3.136	2:06.144	12	5.726	1:38.363	12	7.460	1:37.621	12	9.122	1:37.178	12	10.255	1:36.898
4	4.855	2:07.863	4	7.002	1:37.920	4	10.056	1:38.941	4	12.551	1:38.011	4	15.678	1:38.892
15	6.233	2:09.241	15	12.129	1:41.669	15	15.690	1:39.448	15	19.459	1:39.285	15	23.997	1:40.303
19	6.585	2:09.593	85	12.513	1:39.840	19	16.143	1:39.399	19	20.033	1:39.406	19	24.261	1:39.993
85	8.446	2:11.454	19	12.631	1:41.819	23	18.375	1:41.095	31	22.745	1:39.137	3	24.790	1:36.888
23	8.621	2:11.629	23	13.167	1:40.319	31	19.124	1:41.136	13	23.421	1:38.341	13	25.766	1:38.110
31	8.976	2:11.984	31	13.875	1:40.672	13	20.596	1:38.998	3	23.667	1:37.613	31	27.447	1:40.467
30	10.957	2:13.965	30	16.721	1:41.537	3	21.570	1:37.496	23	24.243	1:41.384	23	27.863	1:39.385
14	12.331	2:15.339	13	17.485	1:40.519	85	24.015	1:47.389	85	28.839	1:40.340	85	33.264	1:40.190
13	12.739	2:15.747	14	18.217	1:41.659	30	24.614	1:43.780	30	30.060	1:40.962	30	34.906	1:40.611
41	13.419	2:16.427	3	19.961	1:38.282	14	26.150	1:43.820	14	31.187	1:40.553	14	35.093	1:39.671
32	13.420	2:16.428	32	20.655	1:43.008	26	27.657	1:42.163	26	31.945	1:39.804	26	36.186	1:40.006
22	14.378	2:17.386	26	21.381	1:42.634	32	27.933	1:43.165	32	34.565	1:42.148	32	41.574	1:42.774
26	14.520	2:17.528	22	23.303	1:44.698	22	30.203	1:42.787	22	36.927	1:42.240	22	42.260	1:41.098
90	16.831	2:19.839	41	23.330	1:45.684	41	34.117	1:46.674	41	44.392	1:45.791	41	54.371	1:45.744
3	17.452	2:20.460	90	27.762	1:46.704	90	38.665	1:46.790	90	49.723	1:46.574	90	59.972	1:46.014
88	17.483	2:20.491	88	28.189	1:46.479	88	38.944	1:46.642	88	49.902	1:46.474	88	1:00.915	1:46.778
70	18.776	2:21.784	70	30.370	1:47.367	70	41.165	1:46.682	70	52.339	1:46.690	70	1:03.257	1:46.683
69	19.456	2:22.464	69	30.986	1:47.303	69	42.124	1:47.025	69	52.998	1:46.390	69	1:04.695	1:47.462
71	23.652	2:26.660	71	42.840	1:54.961	71	1:03.421	1:56.468	71	1:22.831	1:54.926			

Car 32 transponder not working
 Car 8 10 Sec Penalty false start
 Weather / Track : Cloudy / Dry

Oulton Park Island
 Circuit Length = 2.2260 miles
 Start: 16:10 End: 16:29

Kumho BMW Championship

RACE 8 - LAP CHART

Lap 6			Lap 7			Lap 8			Lap 9			Lap 10		
No	Behind	Laptime	No	Behind	Laptime	No	Behind	Laptime	No	Behind	Laptime	No	Behind	Laptime
5		1:35.618	5		1:35.654	5		1:36.130	5		1:36.771	5		1:37.486
96	2.759	1:36.959	96	3.600	1:36.495	96	4.382	1:36.912	70	1 LAP	1:47.338	88	1 LAP	1:46.128
9	3.300	1:36.209	9	4.273	1:36.627	8	4.530	1:35.653	69	1 LAP	1:49.559	96	4.076	1:37.284
8	4.543	1:36.568	8	5.007	1:36.118	9	5.974	1:37.831	96	4.278	1:36.667	8	4.487	1:37.450
71	1 LAP	1:55.422	12	13.296	1:37.334	12	16.118	1:38.952	8	4.523	1:36.764	9	5.083	1:36.745
12	11.616	1:36.979	4	23.442	1:39.987	4	26.488	1:39.176	9	5.824	1:36.621	90	1 LAP	1:48.660
4	19.109	1:39.049	71	1 LAP	1:54.897	3	29.895	1:36.389	12	17.181	1:37.834	70	1 LAP	1:48.623
3	27.061	1:37.889	3	29.636	1:38.229	19	31.052	1:37.000	4	28.765	1:39.048	69	1 LAP	1:48.830
19	27.146	1:38.503	19	30.182	1:38.690	23	43.987	1:40.267	3	29.585	1:36.461	12	20.883	1:41.188
15	33.114	1:44.735	15	39.063	1:41.603	71	1 LAP	1:54.165	19	31.328	1:37.047	4	31.512	1:40.233
23	33.531	1:41.286	23	39.850	1:41.973	15	44.515	1:41.582	15	47.429	1:39.685	19	31.725	1:37.883
31	33.988	1:42.159	31	41.117	1:42.783	85	46.212	1:38.815	23	47.792	1:40.576	3	32.553	1:40.454
85	38.404	1:40.758	85	43.527	1:40.777	31	47.775	1:42.788	85	48.994	1:39.553	23	50.424	1:40.118
30	40.436	1:41.148	30	46.491	1:41.709	30	52.067	1:41.706	31	52.857	1:41.853	85	51.436	1:39.928
32	48.544	1:42.588	32	55.125	1:42.235	32	1:01.494	1:42.499	30	57.590	1:42.294	31	57.266	1:41.895
22	48.935	1:42.293	22	55.834	1:42.553	22	1:02.623	1:42.919	71	1 LAP	1:54.682	15	59.649	1:49.706
13	52.898	2:02.750	13	57.087	1:39.843	13	1:03.332	1:42.375	13	1:06.118	1:39.557	30	1:01.382	1:41.278
41	1:05.032	1:46.279	41	1:16.823	1:47.445	41	1:27.307	1:46.614	32	1:08.428	1:43.705	13	1:08.536	1:39.904
90	1:10.801	1:46.447	90	1:22.383	1:47.236	88	1:31.140	1:44.634	22	1:08.429	1:42.577	32	1:12.979	1:42.037
88	1:10.971	1:45.674	88	1:22.636	1:47.319	90	1:32.673	1:46.420	41	1:36.332	1:45.796	22	1:13.913	1:42.970
70	1:14.647	1:47.008	70	1:25.818	1:46.825							71	1 LAP	1:56.292
69	1:16.084	1:47.007	69	1:26.804	1:46.374							41	1:45.472	1:46.626

Car 32 transponder not working
 Car 8 10 Sec Penalty faulse start
 Weather / Track : Cloudy / Dry

Oulton Park Island
 Circuit Length = 2.2260 miles
 Start: 16:10 End: 16:29

Performance & Economy Chip Tuning Sports/Saloon Car Championship
QUALIFYING - RACE 3 - CLASSIFICATION

POS	NO	CL	NAME	ENTRY	TIME	ON	LAPS	GAP	DIFF	MPH
1	123	A	Richard WOOD	Opel Astra/4000	1:28.914	3	7			90.12
2	36	A	Michael BLOMFIELD	Ford Sierra/6200	1:29.723	7	8	0.809	0.809	89.31
3	59	B	Alastair CHALMERS	Caterham CSR/2300	1:29.768	7	7	0.854	0.045	89.27
4	71	B	Rob PRITCHARD	Caterham Vauxhall/2300	1:29.792	6	7	0.878	0.024	89.24
5	60	C	Iain GORRIE	Darrian GT-B/1300	1:31.058	3	8	2.144	1.266	88.00
6	63	B	Robert CHALMERS	Caterham R400/1800	1:31.237	4	8	2.323	0.179	87.83
7	1	D	Paul DOBSON	Mazda RX7/2600	1:32.662	4	5	3.748	1.425	86.48
8	90	C	Chris MARIES	MK Indy/1300	1:33.560	5	7	4.646	0.898	85.65
9	12	E	Dennis CROMPTON	BMW E30 M3/2500	1:34.885	8	8	5.971	1.325	84.45
10	44	B	Peter DAVIES	Caterham R400/1800	1:35.461	6	8	6.547	0.576	83.94
11	38	B	Kevin CRYER	Caterham 7/2000	1:36.025	7	8	7.111	0.564	83.45
12	93	C	Robert SPENCER	Stuart Taylor Locosaki/1200	1:36.709	7	8	7.795	0.684	82.86
13	56	D	Duncan AUKLAND	Rover 3500SE/4200	1:37.018	7	8	8.104	0.309	82.59
14	3	C	Chris ALLANSON	Z Cars Mini/1300	1:37.045	6	7	8.131	0.027	82.57
15	26	B	Cam FORBES	Westfield SEiW/2000	1:37.463	8	8	8.549	0.418	82.22
16	15	A	Mike SIDGWICK	Morgan +8/5000	1:37.533	3	6	8.619	0.070	82.16
17	91	A	Jeremy SNOWDEN	Z Cars Mini/2000	1:39.226	7	8	10.312	1.693	80.76
18	95	B	Paul WOOLFITT	Z-Cars Mini/1999	1:41.128	4	7	12.214	1.902	79.24
19	14	E	Steven HIBBERT	Lotus Sport Elise/1886	1:41.151	7	7	12.237	0.023	79.22
20	73	D	Jon ROTHERAM	Lotus Esprit/3506	1:41.315	6	6	12.401	0.164	79.09
21	79	B	Graham TAYLOR	Westfield SEi/2000	1:42.168	7	7	13.254	0.853	78.43
22	35	C	Chris THOMAS	Z Cars Mini/1300	1:42.720	7	8	13.806	0.552	78.01
23	4	F	Phil HALL	Banks Europa/1598	1:43.359	6	7	14.445	0.639	77.53
24	24	D	Ralph UNDERWOOD	Triumph TR7 V8/4600	1:43.480	6	7	14.566	0.121	77.44
25	55	B	Peter WANN	Westfield SEi/1800	1:43.880	7	7	14.966	0.400	77.14
26	65	B	Colin ROBINSON	Ford Escort/2500	1:43.998	4	7	15.084	0.118	77.05
27	25	D	Bob CLAXTON	Renault 21 Turbo/2000	1:49.683	7	7	20.769	5.685	73.06
28	94	D	Tony GLOVER	Nissan 200SX S13/1800	1:49.866	5	6	20.952	0.183	72.93
29	40	B	Dave MARIES	Westfield SEi/1800	1:49.870	6	7	20.956	0.004	72.93
30	11	B	Carl WOODWISS	Caterham C400/2000	1:52.515	2	3	23.601	2.645	71.22
31	37	E	Brian ALLEN	Ford Fiesta XR2i/1615	1:52.877	6	7	23.963	0.362	70.99
32	81	B	Patrick SMYTH	Lotus Elan/2500	1:53.154	2	3	24.240	0.277	70.82

Car 59 Please fit Transponder.

Weather / Track : Sunny / Dry

These results are provisional until the conclusion of any judicial and technical matters.

Oulton Park Island
 Circuit Length = 2.2260 miles
 Start: 09:43 End: 09:59

Clerk of Course :		Timekeeper :
-------------------	--	--------------

Performance & Economy Chip Tuning Sports/Saloon Car Championship
QUALIFYING - RACE 3 - LAP ANALYSIS

1	Paul DOBSON		Mazda RX7/2600			
1 -	1:37.924	+ 5.262	9:48:08.107	4 -	1:32.662	9:53:07.095
2 -	1:46.168	+ 13.506	9:49:54.275	5 -	1:52.750 P	+ 20.088 9:54:59.845
3 -	1:40.158	+ 7.496	9:51:34.433			
3	Chris ALLANSON		Z Cars Mini/1300			
1 -	1:41.315	+ 4.270	9:47:16.514	5 -	3:42.088	+ 2:05.043 9:56:09.363
2 -	1:38.833	+ 1.788	9:48:55.347	6 -	1:37.045	9:57:46.408
3 -	1:37.806	+ 0.761	9:50:33.153	7 -	1:37.287	+ 0.242 9:59:23.695
4 -	1:54.122 P	+ 17.077	9:52:27.275			
4	Phil HALL		Banks Europa/1598			
1 -	1:51.914	+ 8.555	9:48:13.358	5 -	1:45.280	+ 1.921 9:55:19.109
2 -	1:47.685	+ 4.326	9:50:01.043	6 -	1:43.359	9:57:02.468
3 -	1:45.463	+ 2.104	9:51:46.506	7 -	1:46.130	+ 2.771 9:58:48.598
4 -	1:47.323	+ 3.964	9:53:33.829			
11	Carl WOODWISS		Caterham C400/2000			
1 -	2:07.520	+ 15.005	9:48:05.141	3 -	1:44.905 P	+ -7.610 9:51:42.561
2 -	1:52.515		9:49:57.656			
12	Dennis CROMPTON		BMW E30 M3/2500			
1 -	1:44.391	+ 9.506	9:48:07.380	5 -	1:38.617	+ 3.732 9:54:41.437
2 -	1:40.102	+ 5.217	9:49:47.482	6 -	1:36.005	+ 1.120 9:56:17.442
3 -	1:38.227	+ 3.342	9:51:25.709	7 -	1:35.394	+ 0.509 9:57:52.836
4 -	1:37.111	+ 2.226	9:53:02.820	8 -	1:34.885	9:59:27.721
14	Steven HIBBERT		Lotus Sport Elise/1886			
1 -	1:49.476	+ 8.325	9:48:25.230	5 -	1:43.773	+ 2.622 9:55:24.319
2 -	1:42.637	+ 1.486	9:50:07.867	6 -	1:44.138	+ 2.987 9:57:08.457
3 -	1:48.332	+ 7.181	9:51:56.199	7 -	1:41.151	9:58:49.608
4 -	1:44.347	+ 3.196	9:53:40.546			
15	Mike SIDGWICK		Morgan +8/5000			
1 -	1:49.902	+ 12.369	9:47:54.475	4 -	1:39.722	+ 2.189 9:52:59.583
2 -	1:47.853	+ 10.320	9:49:42.328	5 -	1:41.808	+ 4.275 9:54:41.391
3 -	1:37.533		9:51:19.861	6 -	1:56.175 P	+ 18.642 9:56:37.566
24	Ralph UNDERWOOD		Triumph TR7 V8/4600			
1 -	1:52.668	+ 9.188	9:48:12.747	5 -	1:44.619	+ 1.139 9:55:17.247
2 -	1:47.866	+ 4.386	9:50:00.613	6 -	1:43.480	9:57:00.727
3 -	1:45.120	+ 1.640	9:51:45.733	7 -	1:45.392	+ 1.912 9:58:46.119
4 -	1:46.895	+ 3.415	9:53:32.628			
25	Bob CLAXTON		Renault 21 Turbo/2000			
1 -	1:54.249	+ 4.566	9:47:53.262	5 -	1:50.622	+ 0.939 9:55:22.798
2 -	1:53.238	+ 3.555	9:49:46.500	6 -	1:53.373	+ 3.690 9:57:16.171
3 -	1:55.701	+ 6.018	9:51:42.201	7 -	1:49.683	9:59:05.854
4 -	1:49.975	+ 0.292	9:53:32.176			
26	Cam FORBES		Westfield SEiW/2000			
1 -	1:53.284	+ 15.821	9:47:51.856	5 -	1:40.341	+ 2.878 9:54:39.290
2 -	1:43.689	+ 6.226	9:49:35.545	6 -	1:40.576	+ 3.113 9:56:19.866
3 -	1:41.782	+ 4.319	9:51:17.327	7 -	1:42.137	+ 4.674 9:58:02.003
4 -	1:41.622	+ 4.159	9:52:58.949	8 -	1:37.463	9:59:39.466
35	Chris THOMAS		Z Cars Mini/1300			
1 -	1:47.125	+ 4.405	9:47:08.799	5 -	1:43.750	+ 1.030 9:54:10.259
2 -	1:46.158	+ 3.438	9:48:54.957	6 -	1:43.230	+ 0.510 9:55:53.489
3 -	1:46.647	+ 3.927	9:50:41.604	7 -	1:42.720	9:57:36.209
4 -	1:44.905	+ 2.185	9:52:26.509	8 -	1:44.223	+ 1.503 9:59:20.432

Car 59 Please fit Transponder.

Weather / Track : Sunny / Dry

Performance & Economy Chip Tuning Sports/Saloon Car Championship
QUALIFYING - RACE 3 - LAP ANALYSIS

36	Michael BLOMFIELD		Ford Sierra/6200				
1 -	1:44.502	+ 14.779	9:47:54.780	5 -	1:35.927	+ 6.204	9:54:37.505
2 -	1:49.049	+ 19.326	9:49:43.829	6 -	1:30.458	+ 0.735	9:56:07.963
3 -	1:36.604	+ 6.881	9:51:20.433	7 -	1:29.723		9:57:37.686
4 -	1:41.145	+ 11.422	9:53:01.578	8 -	1:32.483	+ 2.760	9:59:10.169
37	Brian ALLEN		Ford Fiesta XR2i/1615				
1 -	1:54.811	+ 1.934	9:47:49.201	5 -	1:53.267	+ 0.390	9:55:33.169
2 -	1:57.188	+ 4.311	9:49:46.389	6 -	1:52.877		9:57:26.046
3 -	1:57.474	+ 4.597	9:51:43.863	7 -	1:54.282	+ 1.405	9:59:20.328
4 -	1:56.039	+ 3.162	9:53:39.902				
38	Kevin CRYER		Caterham 7/2000				
1 -	1:46.320	+ 10.295	9:47:18.729	5 -	1:37.385	+ 1.360	9:53:47.646
2 -	1:37.807	+ 1.782	9:48:56.536	6 -	1:37.395	+ 1.370	9:55:25.041
3 -	1:36.888	+ 0.863	9:50:33.424	7 -	1:36.025		9:57:01.066
4 -	1:36.837	+ 0.812	9:52:10.261	8 -	1:38.585	+ 2.560	9:58:39.651
40	Dave MARIES		Westfield SEi/1800				
1 -	1:52.972	+ 3.102	9:47:39.415	5 -	1:50.780	+ 0.910	9:55:07.229
2 -	1:51.255	+ 1.385	9:49:30.670	6 -	1:49.870		9:56:57.099
3 -	1:52.218	+ 2.348	9:51:22.888	7 -	1:51.056	+ 1.186	9:58:48.155
4 -	1:53.561	+ 3.691	9:53:16.449				
44	Peter DAVIES		Caterham R400/1800				
1 -	1:47.081	+ 11.620	9:47:28.260	5 -	1:36.330	+ 0.869	9:54:02.862
2 -	1:43.624	+ 8.163	9:49:11.884	6 -	1:35.461		9:55:38.323
3 -	1:37.451	+ 1.990	9:50:49.335	7 -	1:36.997	+ 1.536	9:57:15.320
4 -	1:37.197	+ 1.736	9:52:26.532	8 -	1:36.018	+ 0.557	9:58:51.338
55	Peter WANN		Westfield SEi/1800				
1 -	1:51.367	+ 7.487	9:47:38.534	5 -	1:47.375	+ 3.495	9:54:43.795
2 -	1:47.217	+ 3.337	9:49:25.751	6 -	1:44.409	+ 0.529	9:56:28.204
3 -	1:44.541	+ 0.661	9:51:10.292	7 -	1:43.880		9:58:12.084
4 -	1:46.128	+ 2.248	9:52:56.420				
56	Duncan AUKLAND		Rover 3500SE/4200				
1 -	1:48.386	+ 11.368	9:47:35.181	5 -	1:38.987	+ 1.969	9:54:09.552
2 -	1:39.502	+ 2.484	9:49:14.683	6 -	1:37.365	+ 0.347	9:55:46.917
3 -	1:38.779	+ 1.761	9:50:53.462	7 -	1:37.018		9:57:23.935
4 -	1:37.103	+ 0.085	9:52:30.565	8 -	1:40.733	+ 3.715	9:59:04.668
59	Alastair CHALMERS		Caterham CSR/2300				
1 -	3:04.684	+ 1:34.916	9:50:18.239	5 -	1:31.793	+ 2.025	9:56:28.699
2 -	1:34.045	+ 4.277	9:51:52.284	6 -	1:31.442	+ 1.674	9:58:00.141
3 -	1:33.624	+ 3.856	9:53:25.908	7 -	1:29.768		9:59:29.909
4 -	1:30.998	+ 1.230	9:54:56.906				
60	Iain GORRIE		Darran GT-B/1300				
1 -	1:39.520	+ 8.462	9:47:16.410	5 -	1:34.219	+ 3.161	9:53:27.467
2 -	1:31.318	+ 0.260	9:48:47.728	6 -	1:42.594	+ 11.536	9:55:10.061
3 -	1:31.058		9:50:18.786	7 -	1:42.597	+ 11.539	9:56:52.658
4 -	1:34.462	+ 3.404	9:51:53.248	8 -	1:57.588 P	+ 26.530	9:58:50.246
63	Robert CHALMERS		Caterham R400/1800				
1 -	1:37.247	+ 6.010	9:47:24.291	5 -	1:34.599	+ 3.362	9:53:36.163
2 -	1:31.889	+ 0.652	9:48:56.180	6 -	1:34.208	+ 2.971	9:55:10.371
3 -	1:34.147	+ 2.910	9:50:30.327	7 -	1:38.863	+ 7.626	9:56:49.234
4 -	1:31.237		9:52:01.564	8 -	1:31.463	+ 0.226	9:58:20.697
65	Colin ROBINSON		Ford Escort/2500				
1 -	1:48.183	+ 4.185	9:48:00.023	5 -	1:47.732	+ 3.734	9:55:07.596

Car 59 Please fit Transponder.

Weather / Track : Sunny / Dry

Performance & Economy Chip Tuning Sports/Saloon Car Championship

QUALIFYING - RACE 3 - LAP ANALYSIS

2 -	1:48.984	+ 4.986	9:49:49.007	6 -	1:50.158	+ 6.160	9:56:57.754
3 -	1:46.859	+ 2.861	9:51:35.866	7 -	1:51.441	+ 7.443	9:58:49.195
4 -	1:43.998		9:53:19.864				
71	Rob PRITCHARD		Caterham Vauxhall/2300				
1 -	1:40.707	+ 10.915	9:47:31.945	5 -	3:50.483	+ 2:20.691	9:56:05.070
2 -	1:30.974	+ 1.182	9:49:02.919	6 -	1:29.792		9:57:34.862
3 -	1:35.511	+ 5.719	9:50:38.430	7 -	1:30.988	+ 1.196	9:59:05.850
4 -	1:36.157 P	+ 6.365	9:52:14.587				
73	Jon ROTHERAM		Lotus Esprit/3506				
1 -	1:51.412	+ 10.097	9:49:27.253	4 -	1:45.521	+ 4.206	9:54:51.915
2 -	1:50.019	+ 8.704	9:51:17.272	5 -	1:43.290	+ 1.975	9:56:35.205
3 -	1:49.122	+ 7.807	9:53:06.394	6 -	1:41.315		9:58:16.520
79	Graham TAYLOR		Westfield SEI/2000				
1 -	1:48.556	+ 6.388	9:48:21.677	5 -	1:45.289	+ 3.121	9:55:23.556
2 -	1:44.738	+ 2.570	9:50:06.415	6 -	1:43.608	+ 1.440	9:57:07.164
3 -	1:48.211	+ 6.043	9:51:54.626	7 -	1:42.168		9:58:49.332
4 -	1:43.641	+ 1.473	9:53:38.267				
81	Patrick SMYTH		Lotus Elan/2500				
1 -	1:57.979	+ 4.825	9:50:05.426	3 -	1:56.422	+ 3.268	9:53:55.002
2 -	1:53.154		9:51:58.580				
90	Chris MARIES		MK Indy/1300				
1 -	1:36.057	+ 2.497	9:46:49.222	5 -	1:33.560		9:53:08.471
2 -	1:34.708	+ 1.148	9:48:23.930	6 -	1:43.486	+ 9.926	9:54:51.957
3 -	1:34.818	+ 1.258	9:49:58.748	7 -	1:53.220 P	+ 19.660	9:56:45.177
4 -	1:36.163	+ 2.603	9:51:34.911				
91	Jeremy SNOWDEN		Z Cars Mini/2000				
1 -	1:46.061	+ 6.835	9:47:27.687	5 -	1:41.194	+ 1.968	9:54:10.764
2 -	1:40.871	+ 1.645	9:49:08.558	6 -	1:40.026	+ 0.800	9:55:50.790
3 -	1:39.855	+ 0.629	9:50:48.413	7 -	1:39.226		9:57:30.016
4 -	1:41.157	+ 1.931	9:52:29.570	8 -	1:40.009	+ 0.783	9:59:10.025
93	Robert SPENCER		Stuart Taylor Locosaki/1200				
1 -	1:47.581	+ 10.872	9:47:46.955	5 -	1:38.118	+ 1.409	9:54:22.125
2 -	1:39.737	+ 3.028	9:49:26.692	6 -	1:38.064	+ 1.355	9:56:00.189
3 -	1:38.586	+ 1.877	9:51:05.278	7 -	1:36.709		9:57:36.898
4 -	1:38.729	+ 2.020	9:52:44.007	8 -	1:39.421	+ 2.712	9:59:16.319
94	Tony GLOVER		Nissan 200SX S13/1800				
1 -	1:56.909	+ 7.043	9:47:53.059	4 -	1:55.777	+ 5.911	9:53:40.005
2 -	1:56.978	+ 7.112	9:49:50.037	5 -	1:49.866		9:55:29.871
3 -	1:54.191	+ 4.325	9:51:44.228	6 -	1:50.366	+ 0.500	9:57:20.237
95	Paul WOOLFITT		Z-Cars Mini/1999				
1 -	1:46.080	+ 4.952	9:47:59.004	5 -	1:42.756	+ 1.628	9:54:51.213
2 -	1:46.823	+ 5.695	9:49:45.827	6 -	1:41.549	+ 0.421	9:56:32.762
3 -	1:41.502	+ 0.374	9:51:27.329	7 -	2:06.578 P	+ 25.450	9:58:39.340
4 -	1:41.128		9:53:08.457				
123	Richard WOOD		Opel Astra/4000				
1 -	1:36.785	+ 7.871	9:47:10.833	5 -	1:30.305	+ 1.391	9:53:14.250
2 -	1:30.961	+ 2.047	9:48:41.794	6 -	1:31.349	+ 2.435	9:54:45.599
3 -	1:28.914		9:50:10.708	7 -	1:30.507	+ 1.593	9:56:16.106
4 -	1:33.237	+ 4.323	9:51:43.945				

Car 59 Please fit Transponder.

Weather / Track : Sunny / Dry

www.tsl-timing.com

Oulton Park Island
Circuit Length = 2.2260 miles
Start: 09:43 End: 09:59

Page 3 of 3

Printed - 10.01 Saturday, 27 September 2008

Performance & Economy Chip Tuning Sports/Saloon Car Championship

RACE 3 - GRID AMENDED

ROW 16	1:52.877 37 Brian ALLEN	1:53.154 81 Patrick SMYTH
ROW 15	1:49.870 40 Dave MARIES	1:52.515 11 Carl WOODWISS
ROW 14	1:49.683 25 Bob CLAXTON	1:49.866 94 Tony GLOVER
ROW 13	1:43.880 55 Peter WANN	1:43.998 65 Colin ROBINSON
ROW 12	1:43.359 4 Phil HALL	1:43.480 24 Ralph UNDERWOOD
ROW 11	1:42.168 79 Graham TAYLOR	1:42.720 35 Chris THOMAS
ROW 10	1:41.151 14 Steven HIBBERT	1:41.315 73 Jon ROTHERAM
ROW 9	1:39.226 91 Jeremy SNOWDEN	1:41.128 95 Paul WOOLFITT
ROW 8	1:37.463 26 Cam FORBES	1:37.533 15 Mike SIDGWICK
ROW 7	1:37.018 56 Duncan AUKLAND	1:37.045 3 Chris ALLANSON
ROW 6	1:36.025 38 Kevin CRYER	1:36.709 93 Robert SPENCER
ROW 5	1:34.885 12 Dennis CROMPTON	1:35.461 44 Peter DAVIES
ROW 4	1:32.662 1 Paul DOBSON	1:33.560 90 Chris MARIES
ROW 3	1:31.058 60 Iain GORRIE	1:31.237 63 Robert CHALMERS
ROW 2	1:29.768 59 Alastair CHALMERS	1:29.792 71 Rob PRITCHARD
ROW 1	1:28.914 123 Richard WOOD	1:29.723 36 Michael BLOMFIELD

Pole

Car 99 First reserve.

Oulton Park Island
Circuit Length = 2.2260 miles


These results are provisional until the conclusion of any judicial and technical matters.

Clerk of Course :

Timekeeper :

Performance & Economy Chip Tuning Sports/Saloon Car Championship

RACE 9 - GRID AMENDED

ROW 16	99	Andy WILSON		
ROW 15	32	1:53.243 Phill SIMPSON	62	Mike JACKSON
ROW 14	37	1:53.267 Brian ALLEN	11	2:07.520 Carl WOODWISS
ROW 13	94	1:50.366 Tony GLOVER	40	1:50.780 Dave MARIES
ROW 12	65	1:46.859 Colin ROBINSON	25	1:49.975 Bob CLAXTON
ROW 11	24	1:44.619 Ralph UNDERWOOD	4	1:45.280 Phil HALL
ROW 10	79	1:43.608 Graham TAYLOR	55	1:44.409 Peter WANN
ROW 9	35	1:43.230 Chris THOMAS	73	1:43.290 Jon ROTHERAM
ROW 8	95	1:41.502 Paul WOOLFITT	14	1:42.637 Steven HIBBERT
ROW 7	91	1:39.855 Jeremy SNOWDEN	26	1:40.576 Cam FORBES
ROW 6	1	1:37.924 Paul DOBSON	93	1:38.064 Robert SPENCER
ROW 5	56	1:37.103 Duncan AUKLAND	3	1:37.287 Chris ALLANSON
ROW 4	44	1:36.018 Peter DAVIES	38	1:36.837 Kevin CRYER
ROW 3	90	1:34.708 Chris MARIES	12	1:35.394 Dennis CROMPTON
ROW 2	60	1:31.318 Iain GORRIE	63	1:31.463 Robert CHALMERS
ROW 1	71	1:30.974 Rob PRITCHARD	59	1:30.998 Alastair CHALMERS
Pole				
				

Oulton Park Island
Circuit Length = 2.2260 miles

These results are provisional until the conclusion of any judicial and technical matters.

Clerk of Course :

Timekeeper :

Performance & Economy Chip Tuning Sports/Saloon Car Championship

RACE 3 - CLASSIFICATION

POS	NO	CL	NAME	ENTRY	LAPS	TIME	GAP	DIFF	MPH	BEST	ON
1	36	A	Michael BLOMFIELD	Ford Sierra/6200	15	23:00.184			87.09	1:27.809	3
2	71	B	Rob PRITCHARD	Caterham Vauxhall/2300	15	23:06.996	6.812	6.812	86.66	1:28.903	3
3	59	B	Alastair CHALMERS	Caterham CSR/2300	15	23:12.316	12.132	5.320	86.33	1:29.340	2
4	63	B	Robert CHALMERS	Caterham R400/1800	15	23:41.271	41.087	28.955	84.57	1:30.794	2
5	44	B	Peter DAVIES	Caterham R400/1800	15	24:18.417	1:18.233	37.146	82.42	1:33.576	7
6	38	B	Kevin CRYER	Caterham 7/2000	15	24:23.425	1:23.241	5.008	82.13	1:33.602	8
7	60	C	Iain GORRIE	Darrian GT-B/1300	15	24:28.433	1:28.249	5.008	81.85	1:32.252	3
8	1	D	Paul DOBSON	Mazda RX7/2600	14	23:03.362	1 lap	1 lap	81.09	1:34.498	2
9	93	C	Robert SPENCER	Stuart Taylor Locosaki/1200	14	23:04.894	1 lap	1.532	81.01	1:35.788	6
10	11	B	Carl WOODWISS	Caterham C400/2000	14	23:20.900	1 lap	16.006	80.08	1:32.959	12
11	90	C	Chris MARIES	MK Indy/1300	14	23:25.029	1 lap	4.129	79.84	1:33.888	2
12	12	E	Dennis CROMPTON	BMW E30 M3/2500	14	23:26.127	1 lap	1.098	79.78	1:34.603	4
13	26	B	Cam FORBES	Westfield SEIW/2000	14	23:35.939	1 lap	9.812	79.23	1:37.043	7
14	56	D	Duncan AUKLAND	Rover 3500SE/4200	14	23:42.231	1 lap	6.292	78.88	1:37.935	2
15	73	D	Jon ROTHERAM	Lotus Esprit/3506	14	23:46.672	1 lap	4.441	78.63	1:38.253	3
16	14	E	Steven HIBBERT	Lotus Sport Elise/1886	14	23:47.085	1 lap	0.413	78.61	1:37.494	11
17	95	B	Paul WOOLFITT	Z-Cars Mini/1999	14	23:47.942	1 lap	0.857	78.56	1:38.378	7
18	91	A	Jeremy SNOWDEN	Z Cars Mini/2000	14	24:33.659	1 lap	45.717	76.13	1:38.506	4
19	35	C	Chris THOMAS	Z Cars Mini/1300	14	24:37.764	1 lap	4.105	75.91	1:41.861	2
20	24	D	Ralph UNDERWOOD	Triumph TR7 V8/4600	13	23:00.779	2 laps	1 lap	75.44	1:41.700	11
21	4	F	Phil HALL	Banks Europa/1598	13	23:04.697	2 laps	3.918	75.23	1:42.466	10
22	55	B	Peter WANN	Westfield SEi/1800	13	23:13.996	2 laps	9.299	74.73	1:43.935	7
23	79	B	Graham TAYLOR	Westfield SEi/2000	13	23:38.780	2 laps	24.784	73.42	1:39.133	6
24	25	D	Bob CLAXTON	Renault 21 Turbo/2000	13	23:44.669	2 laps	5.889	73.12	1:45.131	2
25	32	D	Phill SIMPSON	Merkur XR4Ti/2300	13	23:45.009	2 laps	0.340	73.10	1:45.169	7
26	40	B	Dave MARIES	Westfield SEi/1800	13	24:27.549	2 laps	42.540	70.98	1:48.535	13
27	37	E	Brian ALLEN	Ford Fiesta XR2i/1615	12	23:05.598	3 laps	1 lap	69.40	1:50.319	2

NOT CLASSIFIED

DNF	15	A	Mike SIDGWICK	Morgan +8/5000	3	6:07.247	12 laps	9 laps	65.46	1:36.183	2
DNF	81	B	Patrick SMYTH	Lotus Elan/2500	2	3:48.655	13 laps	1 lap	70.09	1:37.746	2
DNF	99	C	Andy WILSON	Suzuki March SC100/1296	8	14:56.960	7 laps	0.000	71.47	1:43.177	4
DNF	3	C	Chris ALLANSON	Z Cars Mini/1300	5	8:52.726	10 laps	3 laps	75.21	1:35.917	2
DNF	94	D	Tony GLOVER	Nissan 200SX S13/1800	7	14:11.515	8 laps	0.000	65.87	1:51.012	2

FASTEST LAP

36	A	Michael BLOMFIELD	Ford Sierra/6200	3	1:27.809	91.26 mph	146.87 kph
71	B	Rob PRITCHARD	Caterham Vauxhall/2300	3	1:28.903	90.13 mph	145.06 kph
60	C	Iain GORRIE	Darrian GT-B/1300	3	1:32.252	86.86 mph	139.79 kph
1	D	Paul DOBSON	Mazda RX7/2600	2	1:34.498	84.80 mph	136.47 kph
12	E	Dennis CROMPTON	BMW E30 M3/2500	4	1:34.603	84.70 mph	136.32 kph
4	F	Phil HALL	Banks Europa/1598	10	1:42.466	78.20 mph	125.86 kph

Cars 32 and 59 transponders not working.

Weather / Track : Sunny / Dry

These results are provisional until the conclusion of any judicial and technical matters.

Oulton Park Island
Circuit Length = 2.2260 miles
Start: 13:35 End: 14:00

Clerk of Course :

Timekeeper :

Performance & Economy Chip Tuning Sports/Saloon Car Championship

RACE 3 - LAP CHART

Lap 1			Lap 2			Lap 3			Lap 4			Lap 5		
No	Behind	Laptime	No	Behind	Laptime	No	Behind	Laptime	No	Behind	Laptime	No	Behind	Laptime
36		1:54.316	36		1:28.144	36		1:27.809	36		1:28.089	36		1:28.323
71	1.374	1:55.690	71	2.253	1:29.023	71	3.347	1:28.903	94	1 LAP	1:52.524	71	7.800	1:31.596
59	2.582	1:56.898	59	3.778	1:29.340	59	7.930	1:31.961	71	4.527	1:29.269	40	1 LAP	1:52.745
63	3.108	1:57.424	63	5.758	1:30.794	63	9.336	1:31.387	59	11.369	1:31.528	59	13.232	1:30.186
60	4.838	1:59.154	60	8.969	1:32.275	60	13.412	1:32.252	63	13.564	1:32.317	37	1 LAP	1:53.252
90	6.244	2:00.560	90	11.988	1:33.888	90	20.041	1:35.862	60	21.045	1:35.722	63	17.629	1:32.388
1	8.093	2:02.409	1	14.447	1:34.498	1	21.738	1:35.100	90	26.943	1:34.991	94	1 LAP	1:51.264
3	8.490	2:02.806	44	14.708	1:34.175	44	22.083	1:35.184	44	28.082	1:34.088	60	27.262	1:34.540
44	8.677	2:02.993	3	16.263	1:35.917	3	25.012	1:36.558	1	29.023	1:35.374	44	33.814	1:34.055
15	9.739	2:04.055	15	17.778	1:36.183	12	27.474	1:37.089	3	33.042	1:36.119	90	35.008	1:36.388
12	10.175	2:04.491	12	18.194	1:36.163	11	27.762	1:35.975	12	33.988	1:34.603	1	35.837	1:35.137
38	10.505	2:04.821	38	18.362	1:36.001	38	28.055	1:37.502	38	34.456	1:34.490	38	41.144	1:35.011
93	11.441	2:05.757	11	19.596	1:34.548	93	29.275	1:36.456	93	36.980	1:35.794	12	41.839	1:36.174
56	13.131	2:07.447	93	20.628	1:37.331	56	33.128	1:38.015	56	42.993	1:37.954	93	45.113	1:36.456
11	13.192	2:07.508	56	22.922	1:37.935	73	35.727	1:38.253	26	46.451	1:38.362	56	52.607	1:37.937
73	14.992	2:09.308	73	25.283	1:38.435	26	36.178	1:38.243	73	47.195	1:39.557	26	57.615	1:39.487
26	15.151	2:09.467	26	25.744	1:38.737	95	41.952	1:40.636	91	52.733	1:38.506	73	59.133	1:40.261
95	16.361	2:10.677	81	26.195	1:37.746	91	42.316	1:40.930	95	53.498	1:39.635	91	1:03.064	1:38.654
81	16.593	2:10.909	95	29.125	1:40.908	14	47.416	1:41.268	14	58.595	1:39.268	95	1:04.075	1:38.900
91	17.166	2:11.482	91	29.195	1:40.173	35	47.768	1:42.997	79	1:00.646	1:40.161	3	1:06.045	2:01.326
35	18.863	2:13.179	35	32.580	1:41.861	79	48.574	1:41.352	35	1:02.854	1:43.175	14	1:08.273	1:38.001
55	20.958	2:15.274	14	33.957	1:40.870	4	55.585	1:45.216	4	1:11.579	1:44.083	79	1:11.590	1:39.267
14	21.231	2:15.547	79	35.031	1:41.630	55	55.906	1:45.744	55	1:13.055	1:45.238	35	1:17.282	1:42.751
4	21.447	2:15.763	55	37.971	1:45.157	24	56.503	1:45.703	24	1:14.907	1:46.493	4	1:26.811	1:43.555
79	21.545	2:15.861	4	38.178	1:44.875	25	58.625	1:46.254	25	1:16.688	1:46.152	11	1:26.837	1:37.629
24	22.152	2:16.468	24	38.609	1:44.601	32	1:03.520	1:48.743	11	1:17.531	2:17.858	55	1:29.174	1:44.442
25	23.193	2:17.509	25	40.180	1:45.131	99	1:03.781	1:46.758	99	1:18.869	1:43.177	24	1:29.374	1:42.790
32	25.406	2:19.722	32	42.586	1:45.324	40	1:16.027	1:53.670	32	1:23.323	1:47.892			
40	27.444	2:21.760	99	44.832	1:45.012	37	1:16.977	1:52.558						
99	27.964	2:22.280	40	50.166	1:50.866	15	1:16.978	2:27.009						
37	30.053	2:24.369	37	52.228	1:50.319									
94	41.662	2:35.978	94	1:04.530	1:51.012									

Cars 32 and 59 transponders not working.

Weather / Track : Sunny / Dry

www.tsl-timing.com

Oulton Park Island
Circuit Length = 2.2260 miles
Start: 13:35 End: 14:00

Performance & Economy Chip Tuning Sports/Saloon Car Championship

RACE 3 - LAP CHART

Lap 6			Lap 7			Lap 8			Lap 9			Lap 10		
No	Behind	Laptime	No	Behind	Laptime	No	Behind	Laptime	No	Behind	Laptime	No	Behind	Laptime
36		1:29.572	36		1:29.707	36		1:29.573	36		1:31.366	36		1:30.705
25	1 LAP	1:46.545	35	1 LAP	1:43.066	79	1 LAP	1:39.680	91	1 LAP	1:39.996	56	1 LAP	1:39.612
99	1 LAP	1:45.236	11	1 LAP	1:35.631	11	1 LAP	1:33.530	95	1 LAP	1:39.750	40	2 LAPS	1:48.615
71	9.754	1:31.526	4	1 LAP	1:43.826	71	14.417	1:31.597	14	1 LAP	1:39.967	73	1 LAP	1:40.064
32	1 LAP	1:48.357	71	12.393	1:32.346	35	1 LAP	1:44.145	11	1 LAP	1:33.488	91	1 LAP	1:40.521
59	14.567	1:30.907	24	1 LAP	1:44.774	59	16.997	1:30.812	71	14.052	1:31.001	95	1 LAP	1:40.354
63	20.489	1:32.432	55	1 LAP	1:45.526	4	1 LAP	1:43.232	59	16.679	1:31.048	11	1 LAP	1:34.769
40	1 LAP	1:49.716	59	15.758	1:30.898	24	1 LAP	1:41.840	94	2 LAPS	2:12.080	71	13.827	1:30.480
60	34.619	1:36.929	99	1 LAP	1:43.669	63	27.362	1:33.617	35	1 LAP	1:42.887	14	1 LAP	1:39.771
37	1 LAP	1:52.576	25	1 LAP	1:46.511	55	1 LAP	1:43.935	63	30.333	1:34.337	59	15.823	1:29.849
44	38.278	1:34.036	63	23.318	1:32.536	25	1 LAP	1:45.523	4	1 LAP	1:44.534	37	2 LAPS	1:54.105
1	43.235	1:36.970	32	1 LAP	1:46.368	99	1 LAP	1:49.007	24	1 LAP	1:43.623	63	32.780	1:33.152
38	46.711	1:35.139	60	41.399	1:36.487	32	1 LAP	1:45.169	55	1 LAP	1:44.399	35	1 LAP	1:43.231
12	50.460	1:38.193	44	42.147	1:33.576	44	46.718	1:34.144	79	1 LAP	2:18.311	24	1 LAP	1:41.925
90	50.864	1:45.428	38	51.490	1:34.486	60	47.805	1:35.979	44	50.688	1:35.336	4	1 LAP	1:44.159
94	1 LAP	1:56.385	1	51.787	1:38.259	38	55.519	1:33.602	25	1 LAP	1:47.169	44	55.762	1:35.779
93	51.329	1:35.788	40	1 LAP	1:51.776	1	57.138	1:34.924	60	53.913	1:37.474	55	1 LAP	1:44.134
56	1:02.009	1:38.974	12	58.063	1:37.310	93	1:05.383	1:36.715	38	1:00.727	1:36.574	60	1:01.932	1:38.724
26	1:06.488	1:38.445	93	58.241	1:36.619	12	1:08.082	1:39.592	32	1 LAP	1:46.052	38	1:07.594	1:37.572
73	1:09.128	1:39.567	37	1 LAP	1:54.848	90	1:14.660	1:36.608	1	1:03.300	1:37.528	25	1 LAP	1:47.028
91	1:12.329	1:38.837	90	1:07.625	1:46.468	40	1 LAP	1:50.326	99	1 LAP	2:01.821 P	79	1 LAP	1:55.170
95	1:13.783	1:39.280	56	1:12.079	1:39.777	56	1:22.659	1:40.153	93	1:10.706	1:36.689	1	1:13.449	1:40.854
14	1:17.731	1:39.030	94	1 LAP	1:52.272	26	1:22.796	1:38.545	12	1:16.778	1:40.062	93	1:16.684	1:36.683
79	1:21.151	1:39.133	26	1:13.824	1:37.043	37	1 LAP	1:52.425	90	1:19.716	1:36.422	32	1 LAP	1:49.556
			73	1:20.812	1:41.391	73	1:31.195	1:39.956	26	1:29.829	1:38.399	90	1:25.039	1:36.028
			91	1:21.541	1:38.919							12	1:26.877	1:40.804
			95	1:22.454	1:38.378									
			14	1:27.155	1:39.131									

Cars 32 and 59 transponders not working.

Weather / Track : Sunny / Dry

www.tsl-timing.com

Page 2 of 3

Oulton Park Island
Circuit Length = 2.2260 miles
Start: 13:35 End: 14:00

Printed - 14.02 Saturday, 27 September 2008

Performance & Economy Chip Tuning Sports/Saloon Car Championship

RACE 3 - LAP CHART

Lap 11			Lap 12			Lap 13			Lap 14			Lap 15		
No	Behind	Laptime	No	Behind	Laptime	No	Behind	Laptime	No	Behind	Laptime	No	Behind	Laptime
36		1:29.474	36		1:30.387	36		1:31.222	36		1:30.256	36		1:41.241
26	1 LAP	1:39.172	32	2 LAPS	1:45.815	93	1 LAP	1:36.375	1	1 LAP	1:37.455	24	2 LAPS	1:44.690
56	1 LAP	1:40.106	12	1 LAP	1:39.530	90	1 LAP	1:37.430	93	1 LAP	1:37.636	1	1 LAP	1:38.159
71	15.615	1:31.262	71	15.806	1:30.578	12	1 LAP	1:39.940	55	2 LAPS	1:46.656	4	2 LAPS	1:46.922
59	17.510	1:31.161	26	1 LAP	1:39.778	71	16.003	1:31.419	71	16.279	1:30.532	93	1 LAP	1:38.484
11	1 LAP	1:35.323	59	18.214	1:31.091	25	2 LAPS	1:49.321	90	1 LAP	1:41.468	37	3 LAPS	1:56.488
73	1 LAP	1:41.040	11	1 LAP	1:33.221	79	2 LAPS	1:52.599	59	20.855	1:31.753	71	6.812	1:31.774
95	1 LAP	1:39.869	56	1 LAP	1:41.649	59	19.358	1:32.366	12	1 LAP	1:39.820	59	12.132	1:32.518
40	2 LAPS	1:50.258	73	1 LAP	1:40.035	32	2 LAPS	1:49.008	11	1 LAP	1:33.535	55	2 LAPS	1:44.266
14	1 LAP	1:37.987	14	1 LAP	1:37.494	11	1 LAP	1:32.959	26	1 LAP	1:39.814	11	1 LAP	1:34.926
91	1 LAP	1:46.698	95	1 LAP	1:40.384	26	1 LAP	1:38.689	79	2 LAPS	1:47.654	90	1 LAP	1:48.689
63	37.469	1:34.163	63	41.505	1:34.423	56	1 LAP	1:39.967	25	2 LAPS	1:50.919	12	1 LAP	1:42.356
37	2 LAPS	1:51.096	40	2 LAPS	1:49.752	73	1 LAP	1:39.320	32	2 LAPS	1:45.767	26	1 LAP	1:41.758
35	1 LAP	1:43.024	91	1 LAP	1:52.087	14	1 LAP	1:39.360	56	1 LAP	1:41.891	79	2 LAPS	1:43.082
44	1:02.064	1:35.776	37	2 LAPS	1:51.604	95	1 LAP	1:39.326	63	47.773	1:33.663	63	41.087	1:34.555
24	1 LAP	1:42.619	35	1 LAP	1:44.171	63	44.366	1:34.083	73	1 LAP	1:39.924	56	1 LAP	1:40.814
4	1 LAP	1:42.466	44	1:07.409	1:35.732	40	2 LAPS	1:48.624	14	1 LAP	1:39.869	25	2 LAPS	1:47.950
55	1 LAP	1:44.509	24	1 LAP	1:41.700	91	1 LAP	1:50.624	95	1 LAP	1:40.011	32	2 LAPS	1:47.236
60	1:11.582	1:39.124	4	1 LAP	1:42.505	44	1:11.724	1:35.537	44	1:17.678	1:36.210	73	1 LAP	1:39.561
38	1:14.418	1:36.298	38	1:18.526	1:34.495	37	2 LAPS	1:51.958	40	2 LAPS	1:50.906	14	1 LAP	1:39.522
1	1:21.980	1:38.005	60	1:18.956	1:37.761	35	1 LAP	1:44.834	91	1 LAP	1:46.602	95	1 LAP	1:39.834
93	1:25.321	1:38.111	55	1 LAP	1:44.716	38	1:21.549	1:34.245	38	1:26.663	1:35.370	44	1:18.233	1:41.796
79	1 LAP	1:44.880	1	1:30.283	1:38.690	60	1:24.363	1:36.629	60	1:31.650	1:37.543	38	1:23.241	1:37.819
25	1 LAP	1:48.657				24	1 LAP	1:43.553	35	1 LAP	1:44.457	40	2 LAPS	1:48.535
90	1:30.364	1:34.799				4	1 LAP	1:43.561				60	1:28.249	1:37.840
												91	1 LAP	1:49.630
												35	1 LAP	1:43.986

Cars 32 and 59 transponders not working.

Weather / Track : Sunny / Dry

www.tsl-timing.com

Page 3 of 3

Oulton Park Island
Circuit Length = 2.2260 miles
Start: 13:35 End: 14:00

Printed - 14.02 Saturday, 27 September 2008

Performance & Economy Chip Tuning Sports/Saloon Car Championship

RACE 9 - CLASSIFICATION

POS	NO	CL	NAME	ENTRY	LAPS	TIME	GAP	DIFF	MPH	BEST	ON
1	71	B	Rob PRITCHARD	Caterham Vauxhall/2300	12	18:35.955			86.17	1:29.973	2
2	59	B	Alastair CHALMERS	Caterham CSR/2300	12	18:36.564	0.609	0.609	86.12	1:29.840	12
3	90	C	Chris MARIES	MK Indy/1300	12	19:09.059	33.104	32.495	83.68	1:32.881	4
4	63	B	Robert CHALMERS	Caterham R400/1800	12	19:11.018	35.063	1.959	83.54	1:33.077	9
5	44	B	Peter DAVIES	Caterham R400/1800	12	19:18.225	42.270	7.207	83.02	1:33.554	11
6	11	B	Carl WOODWISS	Caterham C400/2000	12	19:19.492	43.537	1.267	82.93	1:32.899	7
7	1	D	Paul DOBSON	Mazda RX7/2600	12	19:19.538	43.583	0.046	82.93	1:33.080	9
8	60	C	Iain GORRIE	Darrian GT-B/1300	12	19:28.071	52.116	8.533	82.32	1:32.602	3
9	12	E	Dennis CROMPTON	BMW E30 M3/2500	12	19:52.939	1:16.984	24.868	80.61	1:35.384	2
10	26	B	Cam FORBES	Westfield SEIW/2000	12	19:56.119	1:20.164	3.180	80.39	1:35.745	2
11	14	E	Steven HIBBERT	Lotus Sport Elise/1886	11	18:51.209	1 lap	1 lap	77.92	1:37.942	8
12	95	B	Paul WOOLFITT	Z-Cars Mini/1999	11	18:56.748	1 lap	5.539	77.54	1:39.284	8
13	91	A	Jeremy SNOWDEN	Z Cars Mini/2000	11	19:04.784	1 lap	8.036	77.00	1:38.676	4
14	35	C	Chris THOMAS	Z Cars Mini/1300	11	19:17.788	1 lap	13.004	76.13	1:41.749	10
15	4	F	Phil HALL	Banks Europa/1598	11	19:21.349	1 lap	3.561	75.90	1:42.234	8
16	24	D	Ralph UNDERWOOD	Triumph TR7 V8/4600	11	19:27.697	1 lap	6.348	75.49	1:42.161	6
17	55	B	Peter WANN	Westfield SEI/1800	11	19:38.201	1 lap	10.504	74.81	1:41.949	9
18	73	D	Jon ROTHERAM	Lotus Esprit/3506	11	19:39.129	1 lap	0.928	74.75	1:42.579	7
19	32	D	Phill SIMPSON	Merkur XR4Ti/2300	11	20:18.246	1 lap	39.117	72.35	1:44.487	7
20	94	D	Tony GLOVER	Nissan 200SX S13/1800	10	19:01.088	2 laps	1 lap	70.22	1:47.809	4
21	37	E	Brian ALLEN	Ford Fiesta XR2i/1615	10	19:22.274	2 laps	21.186	68.94	1:50.912	9

NOT CLASSIFIED

DNF	40	B	Dave MARIES	Westfield SEI/1800	3	5:58.443	9 laps	7 laps	67.07	1:49.095	3
DNF	62	C	Mike JACKSON	Suzuki SC100/1100	6	10:33.115	6 laps	0.000	75.94	1:37.983	4
DNF	3	C	Chris ALLANSON	Z Cars Mini/1300	3	6:11.467	9 laps	3 laps	64.71	1:36.326	2
DNF	99	C	Andy WILSON	Suzuki March SC100/1296	1	2:16.387	11 laps	2 laps	58.75	2:16.387	1
DNF	25	D	Bob CLAXTON	Renault 21 Turbo/2000	8	15:09.288	4 laps	0.000	70.50	1:45.347	3

FASTEST LAP

1	D	Paul DOBSON	Mazda RX7/2600	9	1:33.080	86.09 mph	138.55 kph
60	C	Iain GORRIE	Darrian GT-B/1300	3	1:32.602	86.53 mph	139.26 kph
4	F	Phil HALL	Banks Europa/1598	8	1:42.234	78.38 mph	126.14 kph
59	B	Alastair CHALMERS	Caterham CSR/2300	12	1:29.840	89.19 mph	143.55 kph
12	E	Dennis CROMPTON	BMW E30 M3/2500	2	1:35.384	84.01 mph	135.20 kph
91	A	Jeremy SNOWDEN	Z Cars Mini/2000	4	1:38.676	81.21 mph	130.69 kph

Cars 32 and 59 transponders not working.

Weather / Track : Sunny / Dry

These results are provisional until the conclusion of any judicial and technical matters.

Oulton Park Island
Circuit Length = 2.2260 miles
Start: 16:55 End: 17:16

Clerk of Course :

Timekeeper :

Performance & Economy Chip Tuning Sports/Saloon Car Championship

RACE 9 - LAP CHART

Lap 1			Lap 2			Lap 3			Lap 4			Lap 5		
No	Behind	Laptime	No	Behind	Laptime	No	Behind	Laptime	No	Behind	Laptime	No	Behind	Laptime
71		1:54.016	71		1:29.973	71		1:30.109	71		1:30.600	71		1:31.377
59	1.557	1:55.573	59	1.949	1:30.365	59	2.957	1:31.117	59	3.060	1:30.703	59	2.427	1:30.744
63	3.115	1:57.131	63	6.316	1:33.174	63	9.959	1:33.752	63	13.016	1:33.657	37	1 LAP	1:54.192
90	5.233	1:59.249	90	8.607	1:33.347	90	11.861	1:33.363	90	14.142	1:32.881	63	15.159	1:33.520
60	5.975	1:59.991	60	9.774	1:33.772	60	12.267	1:32.602	60	15.100	1:33.433	90	15.786	1:33.021
44	7.368	2:01.384	44	11.433	1:34.038	44	15.105	1:33.781	44	18.761	1:34.256	60	18.146	1:34.423
3	8.484	2:02.500	3	14.837	1:36.326	1	20.172	1:34.328	11	24.653	1:34.103	44	21.894	1:34.510
12	10.911	2:04.927	1	15.953	1:34.714	11	21.150	1:34.602	1	24.801	1:35.229	11	26.568	1:33.292
1	11.212	2:05.228	12	16.322	1:35.384	12	23.354	1:37.141	12	31.137	1:38.383	1	27.149	1:33.725
11	12.284	2:06.300	11	16.657	1:34.346	26	25.845	1:37.512	26	32.939	1:37.694	12	38.018	1:38.258
26	12.670	2:06.686	26	18.442	1:35.745	95	35.946	1:40.889	95	45.890	1:40.544	26	39.813	1:38.251
95	15.234	2:09.250	95	25.166	1:39.905	62	38.785	1:41.513	62	46.168	1:37.983	62	54.896	1:40.105
91	17.068	2:11.084	62	27.381	1:39.721	14	39.253	1:41.700	14	47.678	1:39.025	95	55.316	1:40.803
35	17.268	2:11.284	14	27.662	1:40.033	35	42.138	1:42.233	91	50.755	1:38.676	91	58.731	1:39.353
14	17.602	2:11.618	35	30.014	1:42.719	91	42.679	1:42.019	35	53.885	1:42.347	14	59.992	1:43.691
62	17.633	2:11.649	91	30.769	1:43.674	4	45.572	1:43.873	4	58.125	1:43.153	35	1:05.533	1:43.025
4	18.548	2:12.564	4	31.808	1:43.233	55	47.587	1:44.773	55	59.764	1:42.777	4	1:09.043	1:42.295
55	19.863	2:13.879	55	32.923	1:43.033	24	48.530	1:45.066	24	1:00.804	1:42.874	24	1:13.214	1:43.787
24	20.661	2:14.677	24	33.573	1:42.885	73	57.019	1:45.682	73	1:09.833	1:43.414	55	1:13.552	1:45.165
99	22.371	2:16.387	73	41.446	1:44.644	25	59.870	1:45.347	25	1:14.673	1:45.403	73	1:21.626	1:43.170
40	25.314	2:19.330	25	44.632	1:48.422	32	1:00.476	1:45.225	32	1:15.228	1:45.352	25	1:30.702	1:47.406
94	25.902	2:19.918	40	45.359	1:50.018	40	1:04.345	1:49.095	94	1:22.140	1:47.809			
25	26.183	2:20.199	32	45.360	1:49.149	94	1:04.931	1:48.809						
32	26.184	2:20.200	94	46.231	1:50.302	37	1:17.368	1:53.488						
73	26.775	2:20.791	37	53.989	1:52.659	3	1:17.369	2:32.641						
37	31.303	2:25.319												

Cars 32 and 59 transponders not working.

Weather / Track : Sunny / Dry

www.tsl-timing.com

Oulton Park Island
Circuit Length = 2.2260 miles
Start: 16:55 End: 17:16

Performance & Economy Chip Tuning Sports/Saloon Car Championship

RACE 9 - LAP CHART

Lap 6			Lap 7			Lap 8			Lap 9			Lap 10		
No	Behind	Laptime	No	Behind	Laptime	No	Behind	Laptime	No	Behind	Laptime	No	Behind	Laptime
71		1:30.743	71		1:31.470	71		1:31.183	71		1:30.924	71		1:31.657
32	1 LAP	1:47.462	73	1 LAP	1:42.671	4	1 LAP	1:43.232	59	4.580	1:30.679	14	1 LAP	1:40.920
59	3.263	1:31.579	59	3.770	1:31.977	59	4.825	1:32.238	35	1 LAP	1:43.202	95	1 LAP	1:43.640
94	1 LAP	1:50.322	32	1 LAP	1:45.115	24	1 LAP	1:43.676	4	1 LAP	1:42.234	59	4.175	1:31.252
63	18.537	1:34.121	25	1 LAP	1:46.888	55	1 LAP	1:43.302	24	1 LAP	1:42.247	37	2 LAPS	1:54.269
90	19.073	1:34.030	63	20.975	1:33.908	73	1 LAP	1:42.579	55	1 LAP	1:42.554	91	1 LAP	1:43.180
60	24.627	1:37.224	90	21.007	1:33.404	63	24.255	1:34.463	73	1 LAP	1:42.901	35	1 LAP	1:42.643
44	26.006	1:34.855	94	1 LAP	1:50.228	90	24.486	1:34.662	63	26.408	1:33.077	4	1 LAP	1:42.317
11	29.131	1:33.306	44	29.191	1:34.655	32	1 LAP	1:44.487	90	26.792	1:33.230	24	1 LAP	1:42.281
1	29.723	1:33.317	11	30.560	1:32.899	44	32.345	1:34.337	44	35.392	1:33.971	90	28.641	1:33.506
37	1 LAP	1:53.496	60	31.375	1:38.218	1	33.845	1:33.640	1	36.001	1:33.080	55	1 LAP	1:41.949
12	43.916	1:36.641	1	31.388	1:33.135	11	34.656	1:35.279	11	37.061	1:33.329	63	28.747	1:33.996
26	45.849	1:36.779	12	49.230	1:36.784	25	1 LAP	1:51.408	60	42.803	1:36.434	44	37.787	1:34.052
95	1:05.638	1:41.065	26	51.299	1:36.920	60	37.293	1:37.101	32	1 LAP	1:49.346	1	38.251	1:33.907
62	1:06.297	1:42.144	37	1 LAP	1:53.075	94	1 LAP	1:50.117	12	1:00.778	1:36.646	11	38.732	1:33.328
91	1:07.937	1:39.949	95	1:13.549	1:39.381	12	55.056	1:37.009	26	1:00.998	1:35.997	73	1 LAP	1:46.209
14	1:08.182	1:38.933	14	1:15.028	1:38.316	26	55.925	1:35.809	94	1 LAP	1:51.782	60	45.457	1:34.311
35	1:17.170	1:42.380	91	1:17.327	1:40.860	37	1 LAP	1:51.872	25	1 LAP	2:04.215 P	32	1 LAP	1:48.412
4	1:20.592	1:42.292	35	1:29.118	1:43.418	95	1:21.650	1:39.284				12	1:05.635	1:36.514
24	1:24.632	1:42.161				14	1:21.787	1:37.942				26	1:05.944	1:36.603
55	1:26.172	1:43.363				91	1:29.632	1:43.488				94	1 LAP	1:53.749

Cars 32 and 59 transponders not working.

Weather / Track : Sunny / Dry

www.tsl-timing.com

Page 2 of 3

Oulton Park Island
Circuit Length = 2.2260 miles
Start: 16:55 End: 17:16

Printed - 17.21 Saturday, 27 September 2008

Performance & Economy Chip Tuning Sports/Saloon Car Championship

RACE 9 - LAP CHART

Lap 11			Lap 12		
No	Behind	Laptime	No	Behind	Laptime
71		1:31.392	71		1:32.511
59	3.280	1:30.497	59	0.609	1:29.840
14	1 LAP	1:39.233	14	1 LAP	1:39.798
95	1 LAP	1:41.488	95	1 LAP	1:40.499
91	1 LAP	1:41.165	94	2 LAPS	1:58.052
37	2 LAPS	1:50.912	91	1 LAP	1:41.336
35	1 LAP	1:41.749	90	33.104	1:33.714
90	31.901	1:34.652	63	35.063	1:35.621
63	31.953	1:34.598	35	1 LAP	1:42.788
4	1 LAP	1:42.739	44	42.270	1:34.832
44	39.949	1:33.554	11	43.537	1:34.885
24	1 LAP	1:44.114	1	43.583	1:35.173
55	1 LAP	1:43.557	4	1 LAP	1:43.417
1	40.921	1:34.062	37	2 LAPS	1:52.992
11	41.163	1:33.823	24	1 LAP	1:43.929
60	49.196	1:35.131	60	52.116	1:35.431
73	1 LAP	1:42.989	55	1 LAP	1:53.849
12	1:10.245	1:36.002	73	1 LAP	1:44.079
26	1:11.486	1:36.934	12	1:16.984	1:39.250
32	1 LAP	1:53.305	26	1:20.164	1:41.189
			32	1 LAP	1:50.193

Cars 32 and 59 transponders not working.

Weather / Track : Sunny / Dry

www.tsl-timing.com

Oulton Park Island
Circuit Length = 2.2260 miles
Start: 16:55 End: 17:16

BARC Classic Clubmans Championship

QUALIFYING - RACE 4 - CLASSIFICATION

POS	NO	CL	NAME	ENTRY	TIME	ON	LAPS	GAP	DIFF	MPH
1	9	A	Mark CHARTERIS	Mallock Mk20B/1600	1:25.449	9	9			93.78
2	4	A	Ray MALLOCK	Mallock U2 Mk18/1700	1:26.427	4	8	0.978	0.978	92.72
3	18	A	Steven CHAPLIN	Phantom P79/1700	1:26.991	8	9	1.542	0.564	92.11
4	12	A	Malcolm JACKSON	Mallock Mk20B/1700	1:28.246	3	8	2.797	1.255	90.80
5	38	A	Richard MALLOCK	Mallock Mk11/1700	1:30.018	5	9	4.569	1.772	89.02
6	33	A	Graham ONION	Mallock Mk14E/1700	1:32.327	4	9	6.878	2.309	86.79
7	26	A	Robin BOOTH	Mallock Mk20B/1700	1:32.919	8	8	7.470	0.592	86.24
8	27	A	Paul BASON	Myers Special/1700	1:33.179	7	9	7.730	0.260	86.00
9	68	B	Dave FACER	Mallock Mk18BW/1600	1:34.002	7	8	8.553	0.823	85.24
10	25	A	Sam LANCASTER	Mallock Mk20/1700	1:34.470	7	8	9.021	0.468	84.82
11	47	B	Mike SALES	Phantom P79/1600	1:38.119	8	8	12.670	3.649	81.67
12	77	C	Bob YARWOOD	Mallock Mk8/1600	1:38.840	7	8	13.391	0.721	81.07
13	67	B	Paul MARSHALL	Mallock Mk18/1600	1:40.363	7	7	14.914	1.523	79.84
14	75	C	Richard FRY	Mallock Mk8B/1600	1:42.232	7	8	16.783	1.869	78.38
15	69	B	Alan DAVENPORT	Mallock Mk18/1600	1:43.291	7	7	17.842	1.059	77.58
16	49	B	Jeremy BANKS	Mallock Mk20/1600	1:44.330	6	7	18.881	1.039	76.81
17	55	B	Tony HARMAN	Haggispeed Mk10/1600	1:46.889	7	7	21.440	2.559	74.97
18	22	B	Morris HART	Mallock M20	1:53.811	6	7	28.362	6.922	70.41

Weather / Track : Sunny / Dry

These results are provisional until the conclusion of any judicial and technical matters.

Oulton Park Island
Circuit Length = 2.2260 miles
Start: 10:06 End: 10:23

Clerk of Course :		Timekeeper :
-------------------	--	--------------

BARC Classic Clubmans Championship

QUALIFYING - RACE 4 - LAP ANALYSIS

4	Ray MALLOCK		Mallock U2 Mk18/1700				
1 -	1:32.814	+ 6.387	10:10:26.154	5 -	1:27.926	+ 1.499	10:16:18.639
2 -	1:27.876	+ 1.449	10:11:54.030	6 -	1:27.360	+ 0.933	10:17:45.999
3 -	1:30.256	+ 3.829	10:13:24.286	7 -	1:27.290	+ 0.863	10:19:13.289
4 -	1:26.427		10:14:50.713	8 -	1:25.901 P	+ -0.526	10:20:39.190
9	Mark CHARTERIS		Mallock Mk20B/1600				
1 -	1:31.881	+ 6.432	10:10:24.776	6 -	1:27.153	+ 1.704	10:17:44.890
2 -	1:28.556	+ 3.107	10:11:53.332	7 -	1:25.987	+ 0.538	10:19:10.877
3 -	1:30.385	+ 4.936	10:13:23.717	8 -	1:25.741	+ 0.292	10:20:36.618
4 -	1:26.169	+ 0.720	10:14:49.886	9 -	1:25.449		10:22:02.067
5 -	1:27.851	+ 2.402	10:16:17.737				
12	Malcolm JACKSON		Mallock Mk20B/1700				
1 -	1:39.772	+ 11.526	10:10:50.522	5 -	1:29.106	+ 0.860	10:16:50.025
2 -	1:30.763	+ 2.517	10:12:21.285	6 -	1:29.714	+ 1.468	10:18:19.739
3 -	1:28.246		10:13:49.531	7 -	1:30.888	+ 2.642	10:19:50.627
4 -	1:31.388	+ 3.142	10:15:20.919	8 -	1:28.566	+ 0.320	10:21:19.193
18	Steven CHAPLIN		Phantom P79/1700				
1 -	2:08.911	+ 41.920	10:11:20.099	6 -	1:28.828	+ 1.837	10:18:52.768
2 -	1:37.515	+ 10.524	10:12:57.614	7 -	1:27.423	+ 0.432	10:20:20.191
3 -	1:30.361	+ 3.370	10:14:27.975	8 -	1:26.991		10:21:47.182
4 -	1:28.350	+ 1.359	10:15:56.325	9 -	1:31.763	+ 4.772	10:23:18.945
5 -	1:27.615	+ 0.624	10:17:23.940				
22	Morris HART		Mallock M20				
1 -	2:03.162	+ 9.351	10:11:28.484	5 -	1:55.083	+ 1.272	10:19:22.211
2 -	2:02.043	+ 8.232	10:13:30.527	6 -	1:53.811		10:21:16.022
3 -	2:00.616	+ 6.805	10:15:31.143	7 -	1:54.446	+ 0.635	10:23:10.468
4 -	1:55.985	+ 2.174	10:17:27.128				
25	Sam LANCASTER		Mallock Mk20/1700				
1 -	1:49.078	+ 14.608	10:11:19.893	5 -	1:34.949	+ 0.479	10:17:57.873
2 -	1:43.259	+ 8.789	10:13:03.152	6 -	1:35.020	+ 0.550	10:19:32.893
3 -	1:40.580	+ 6.110	10:14:43.732	7 -	1:34.470		10:21:07.363
4 -	1:39.192	+ 4.722	10:16:22.924	8 -	1:36.207	+ 1.737	10:22:43.570
26	Robin BOOTH		Mallock Mk20B/1700				
1 -	1:39.231	+ 6.312	10:11:09.171	5 -	1:34.932	+ 2.013	10:17:31.314
2 -	1:36.743	+ 3.824	10:12:45.914	6 -	1:36.359	+ 3.440	10:19:07.673
3 -	1:33.624	+ 0.705	10:14:19.538	7 -	1:35.241	+ 2.322	10:20:42.914
4 -	1:36.844	+ 3.925	10:15:56.382	8 -	1:32.919		10:22:15.833
27	Paul BASON		Myers Special/1700				
1 -	1:40.023	+ 6.844	10:10:37.204	6 -	1:35.123	+ 1.944	10:18:39.146
2 -	1:36.549	+ 3.370	10:12:13.753	7 -	1:33.179		10:20:12.325
3 -	1:35.640	+ 2.461	10:13:49.393	8 -	1:33.847	+ 0.668	10:21:46.172
4 -	1:37.918	+ 4.739	10:15:27.311	9 -	1:41.285	+ 8.106	10:23:27.457
5 -	1:36.712	+ 3.533	10:17:04.023				
33	Graham ONION		Mallock Mk14E/1700				
1 -	1:37.631	+ 5.304	10:10:35.521	6 -	1:33.058	+ 0.731	10:18:20.390
2 -	1:34.172	+ 1.845	10:12:09.693	7 -	1:33.131	+ 0.804	10:19:53.521
3 -	1:32.748	+ 0.421	10:13:42.441	8 -	1:33.329	+ 1.002	10:21:26.850
4 -	1:32.327		10:15:14.768	9 -	1:32.800	+ 0.473	10:22:59.650
5 -	1:32.564	+ 0.237	10:16:47.332				
38	Richard MALLOCK		Mallock Mk11/1700				
1 -	1:35.180	+ 5.162	10:10:34.979	6 -	1:30.681	+ 0.663	10:18:14.170
2 -	1:32.914	+ 2.896	10:12:07.893	7 -	1:31.593	+ 1.575	10:19:45.763
3 -	1:31.421	+ 1.403	10:13:39.314	8 -	1:30.714	+ 0.696	10:21:16.477
4 -	1:34.157	+ 4.139	10:15:13.471	9 -	1:25.425 P	+ -4.593	10:22:41.902

Oulton Park Island
Circuit Length = 2.2260 miles
Start: 10:06 End: 10:23

Weather / Track : Sunny / Dry

BARC Classic Clubmans Championship


QUALIFYING - RACE 4 - LAP ANALYSIS

5 -	1:30.018		10:16:43.489				
47	Mike SALES	Phantom P79/1600					
1 -	1:48.400	+ 10.281	10:11:13.958	5 -	1:39.538	+ 1.419	10:17:57.764
2 -	1:43.491	+ 5.372	10:12:57.449	6 -	1:41.100	+ 2.981	10:19:38.864
3 -	1:40.196	+ 2.077	10:14:37.645	7 -	1:39.180	+ 1.061	10:21:18.044
4 -	1:40.581	+ 2.462	10:16:18.226	8 -	1:38.119		10:22:56.163
49	Jeremy BANKS	Mallock Mk20/1600					
1 -	1:54.881	+ 10.551	10:11:39.632	5 -	1:46.036	+ 1.706	10:18:58.693
2 -	1:53.773	+ 9.443	10:13:33.405	6 -	1:44.330		10:20:43.023
3 -	1:50.349	+ 6.019	10:15:23.754	7 -	1:44.713	+ 0.383	10:22:27.736
4 -	1:48.903	+ 4.573	10:17:12.657				
55	Tony HARMAN	Haggispeed Mk10/1600					
1 -	1:51.884	+ 4.995	10:11:33.350	5 -	1:49.139	+ 2.250	10:19:03.307
2 -	1:54.032	+ 7.143	10:13:27.382	6 -	1:51.358	+ 4.469	10:20:54.665
3 -	1:52.826	+ 5.937	10:15:20.208	7 -	1:46.889		10:22:41.554
4 -	1:53.960	+ 7.071	10:17:14.168				
67	Paul MARSHALL	Mallock Mk18/1600					
1 -	1:56.079	+ 15.716	10:11:31.864	5 -	1:43.784	+ 3.421	10:18:45.646
2 -	1:54.175	+ 13.812	10:13:26.039	6 -	1:41.742	+ 1.379	10:20:27.388
3 -	1:47.673	+ 7.310	10:15:13.712	7 -	1:40.363		10:22:07.751
4 -	1:48.150	+ 7.787	10:17:01.862				
68	Dave FACER	Mallock Mk18BW/1600					
1 -	1:43.519	+ 9.517	10:11:11.440	5 -	1:34.830	+ 0.828	10:17:40.620
2 -	1:39.181	+ 5.179	10:12:50.621	6 -	1:35.158	+ 1.156	10:19:15.778
3 -	1:39.434	+ 5.432	10:14:30.055	7 -	1:34.002		10:20:49.780
4 -	1:35.735	+ 1.733	10:16:05.790	8 -	1:34.424	+ 0.422	10:22:24.204
69	Alan DAVENPORT	Mallock Mk18/1600					
1 -	1:51.449	+ 8.158	10:11:01.989	5 -	1:44.207	+ 0.916	10:18:07.203
2 -	1:50.072	+ 6.781	10:12:52.061	6 -	1:46.022	+ 2.731	10:19:53.225
3 -	1:46.194	+ 2.903	10:14:38.255	7 -	1:43.291		10:21:36.516
4 -	1:44.741	+ 1.450	10:16:22.996				
75	Richard FRY	Mallock Mk8B/1600					
1 -	1:48.547	+ 6.315	10:11:14.438	5 -	1:44.227	+ 1.995	10:18:13.912
2 -	1:44.834	+ 2.602	10:12:59.272	6 -	1:43.494	+ 1.262	10:19:57.406
3 -	1:45.628	+ 3.396	10:14:44.900	7 -	1:42.232		10:21:39.638
4 -	1:44.785	+ 2.553	10:16:29.685	8 -	1:50.267	+ 8.035	10:23:29.905
77	Bob YARWOOD	Mallock Mk8/1600					
1 -	1:44.807	+ 5.967	10:11:08.177	5 -	1:39.116	+ 0.276	10:17:48.852
2 -	1:41.701	+ 2.861	10:12:49.878	6 -	1:39.091	+ 0.251	10:19:27.943
3 -	1:40.296	+ 1.456	10:14:30.174	7 -	1:38.840		10:21:06.783
4 -	1:39.562	+ 0.722	10:16:09.736	8 -	1:40.480	+ 1.640	10:22:47.263

Weather / Track : Sunny / Dry

BARC Classic Clubmans Championship

RACE 4 - GRID

ROW 9	1:46.889 55 Tony HARMAN	1:53.811 22 Morris HART
ROW 8	1:43.291 69 Alan DAVENPORT	1:44.330 49 Jeremy BANKS
ROW 7	1:40.363 67 Paul MARSHALL	1:42.232 75 Richard FRY
ROW 6	1:38.119 47 Mike SALES	1:38.840 77 Bob YARWOOD
ROW 5	1:34.002 68 Dave FACER	1:34.470 25 Sam LANCASTER
ROW 4	1:32.919 26 Robin BOOTH	1:33.179 27 Paul BASON
ROW 3	1:30.018 38 Richard MALLOCK	1:32.327 33 Graham ONION
ROW 2	1:26.991 18 Steven CHAPLIN	1:28.246 12 Malcolm JACKSON
ROW 1	1:25.449 9 Mark CHARTERIS	1:26.427 4 Ray MALLOCK
Pole		
		

Oulton Park Island
Circuit Length = 2.2260 miles

These results are provisional until the conclusion of any judicial and technical matters.

Clerk of Course :	Timekeeper :
-------------------	--------------

BARC Classic Clubmans Championship

RACE 4 - CLASSIFICATION

POS	NO	CL	NAME	ENTRY	LAPS	TIME	GAP	DIFF	MPH	BEST	ON
1	18	A	Steven CHAPLIN	Phantom P79/1700	10	15:05.033			88.54	1:26.627	9
2	4	A	Ray MALLOCK	Mallock U2 Mk18/1700	10	15:06.978	1.945	1.945	88.35	1:27.028	8
3	25	A	Sam LANCASTER	Mallock Mk20/1700	10	16:12.272	1:07.239	1:05.294	82.42	1:32.447	9
4	26	A	Robin BOOTH	Mallock Mk20B/1700	10	16:13.225	1:08.192	0.953	82.34	1:33.282	8
5	27	A	Paul BASON	Myers Special/1700	10	16:16.370	1:11.337	3.145	82.07	1:32.529	8
6	68	B	Dave FACER	Mallock Mk18BW/1600	10	16:32.076	1:27.043	15.706	80.77	1:34.690	7
7	47	B	Mike SALES	Phantom P79/1600	9	15:11.700	1 lap	1 lap	79.10	1:35.064	6
8	67	B	Paul MARSHALL	Mallock Mk18/1600	9	16:03.792	1 lap	52.092	74.83	1:42.360	8
9	49	B	Jeremy BANKS	Mallock Mk20/1600	9	16:17.474	1 lap	13.682	73.78	1:42.433	4
10	75	C	Richard FRY	Mallock Mk8B/1600	9	16:20.338	1 lap	2.864	73.56	1:43.076	2
11	69	B	Alan DAVENPORT	Mallock Mk18/1600	9	16:22.684	1 lap	2.346	73.39	1:44.480	4
12	55	B	Tony HARMAN	Haggispeed Mk10/1600	9	16:38.614	1 lap	15.930	72.22	1:45.545	7
NOT CLASSIFIED											
DNF	12	A	Malcolm JACKSON	Mallock Mk20B/1700	9	13:39.934	1 lap		87.96	1:26.945	8
DNF	9	A	Mark CHARTERIS	Mallock Mk20B/1600	8	12:09.104	2 laps	1 lap	87.92	1:26.980	8
DNF	38	A	Richard MALLOCK	Mallock Mk11/1700	2	3:36.936	8 laps	6 laps	73.87	1:57.821	1
DNF	33	A	Graham ONION	Mallock Mk14E/1700	0						
DNF	22	B	Morris HART	Mallock M20	4	8:00.733	6 laps	0.000	66.67	1:49.245	2
DNF	77	C	Bob YARWOOD	Mallock Mk8/1600	5	8:49.470	5 laps	0.000	75.67	1:39.824	2
FASTEST LAP											
	18	A	Steven CHAPLIN	Phantom P79/1700	9	1:26.627			92.50 mph	148.87 kph	
	68	B	Dave FACER	Mallock Mk18BW/1600	7	1:34.690			84.62 mph	136.19 kph	
	77	C	Bob YARWOOD	Mallock Mk8/1600	2	1:39.824			80.27 mph	129.19 kph	

Weather / Track : Sunny / Dry

These results are provisional until the conclusion of any judicial and technical matters.

Oulton Park Island
Circuit Length = 2.2260 miles
Start: 14:11 End: 14:28

Clerk of Course :		Timekeeper :
-------------------	--	--------------

BARC Classic Clubmans Championship

RACE 4 - LAP CHART

Lap 1			Lap 2			Lap 3			Lap 4			Lap 5		
No	Behind	Laptime	No	Behind	Laptime	No	Behind	Laptime	No	Behind	Laptime	No	Behind	Laptime
4		1:54.057	4		1:27.948	9		1:27.990	9		1:27.369	9		1:27.792
9	0.455	1:54.512	9	0.189	1:27.682	4	1.207	1:29.386	4	1.712	1:27.874	4	1.615	1:27.695
18	1.183	1:55.240	18	1.110	1:27.875	18	1.795	1:28.864	18	2.387	1:27.961	18	2.803	1:28.208
12	1.698	1:55.755	12	2.182	1:28.432	12	2.660	1:28.657	12	3.144	1:27.853	12	3.730	1:28.378
38	3.764	1:57.821	26	14.930	1:34.910	26	22.705	1:35.954	26	29.962	1:34.626	22	1 LAP	1:59.827 P
26	7.968	2:02.025	38	14.931	1:39.115	25	26.628	1:36.670	25	34.172	1:34.913	26	37.046	1:34.876
25	10.125	2:04.182	25	18.137	1:35.960	27	27.569	1:36.131	27	35.362	1:35.162	25	39.776	1:33.396
27	10.812	2:04.869	27	19.617	1:36.753	68	30.706	1:36.164	68	39.513	1:36.176	27	41.031	1:33.461
47	12.749	2:06.806	68	22.721	1:37.358	47	31.817	1:36.819	47	40.751	1:36.303	68	47.276	1:35.555
68	13.311	2:07.368	47	23.177	1:38.376	77	38.975	1:41.062	77	51.937	1:40.331	47	48.636	1:35.677
77	14.216	2:08.273	77	26.092	1:39.824	67	51.014	1:44.424	67	1:06.617	1:42.972	77	1:04.125	1:39.980
75	15.719	2:09.776	75	30.847	1:43.076	75	51.285	1:48.617	75	1:10.737	1:46.821	67	1:22.682	1:43.857
67	19.607	2:13.664	67	34.769	1:43.110	69	56.398	1:45.695	69	1:13.509	1:44.480			
69	19.894	2:13.951	69	38.882	1:46.936	49	1:00.935	1:47.078	49	1:15.999	1:42.433			
55	21.903	2:15.960	55	41.537	1:47.582	55	1:02.131	1:48.773	55	1:21.062	1:46.300			
49	22.748	2:16.805	49	42.036	1:47.236	22	1:10.722	1:52.591						
22	25.013	2:19.070	22	46.310	1:49.245									

BARC Classic Clubmans Championship

RACE 4 - LAP CHART

Lap 6			Lap 7			Lap 8			Lap 9			Lap 10		
No	Behind	Laptime	No	Behind	Laptime	No	Behind	Laptime	No	Behind	Laptime	No	Behind	Laptime
9		1:28.622	9		1:28.157	9		1:26.980	18		1:26.627	18		1:27.595
75	1 LAP	1:47.256	4	1.381	1:27.394	4	1.429	1:27.028	4	0.763	1:27.668	4	1.945	1:28.777
4	2.144	1:29.151	18	2.040	1:27.801	18	1.707	1:26.647	12	2.496	1:27.153	47	1 LAP	1:40.770
18	2.396	1:28.215	12	3.712	1:28.864	12	3.677	1:26.945	67	1 LAP	1:42.360	67	1 LAP	1:44.879
69	1 LAP	1:45.515	67	1 LAP	1:45.252	67	1 LAP	1:43.274	49	1 LAP	1:44.056	25	1:07.239	1:35.444
12	3.005	1:27.897	75	1 LAP	1:46.352	75	1 LAP	1:46.789	75	1 LAP	1:45.655	26	1:08.192	1:34.484
49	1 LAP	1:44.310	69	1 LAP	1:46.474	49	1 LAP	1:45.161	69	1 LAP	1:46.180	27	1:11.337	1:36.846
55	1 LAP	1:48.985	49	1 LAP	1:45.816	69	1 LAP	1:46.060	25	59.390	1:32.447	49	1 LAP	1:44.579
26	42.298	1:33.874	55	1 LAP	1:46.385	55	1 LAP	1:45.545	26	1:01.303	1:35.679	75	1 LAP	1:45.996
25	44.429	1:33.275	26	47.656	1:33.515	26	53.958	1:33.282	27	1:02.086	1:33.465	69	1 LAP	1:47.393
27	45.935	1:33.526	25	49.464	1:33.192	25	55.277	1:32.793	55	1 LAP	1:46.831	68	1:27.043	1:38.070
68	53.561	1:34.907	27	51.406	1:33.628	27	56.955	1:32.529	68	1:16.568	1:36.360	55	1 LAP	1:52.253
47	55.078	1:35.064	68	1:00.094	1:34.690	68	1:08.542	1:35.428						
			47	1:08.106	1:41.185	47	1:21.826	1:40.700						

Max5 Championship

QUALIFYING - RACE 6 - CLASSIFICATION

POS	NO	CL	NAME	ENTRY	TIME	ON	LAPS	GAP	DIFF	MPH
1	18		Paul SHEARD	Mazda MX5/1600	1:47.520	2	8			74.53
2	19		Christian DICK	Mazda MX5	1:47.743	1	8	0.223	0.223	74.37
3	3		Tom ROCHE	Mazda MX5/1600	1:47.787	2	8	0.267	0.044	74.34
4	78		Joachim RITTER	Mazda MX5/1600	1:48.054	5	8	0.534	0.267	74.16
5	25		Justin NEWMAN	Mazda MX5	1:49.281	8	8	1.761	1.227	73.33
6	69		Matthew ROBINSON	Mazda MX5/1600	1:49.585	6	7	2.065	0.304	73.12
7	81		Richard BRELAND	Mazda MX5/1600	1:49.752	8	8	2.232	0.167	73.01
8	29		Nick WRIGHT	Mazda MX5/1600	1:49.897	7	7	2.377	0.145	72.91
9	17		Dean PARKER	Mazda MX5	1:50.290	6	7	2.770	0.393	72.65
10	24		Jonathan HALLIWELL	Mazda MX5/1600	1:50.307	7	7	2.787	0.017	72.64
11	96		Mark PIERPOINT	Mazda MX5/1600	1:50.391	7	7	2.871	0.084	72.59
12	33		Paula SHEARD	Mazda MX5	1:50.805	7	7	3.285	0.414	72.32
13	4		James MAXFIELD	Mazda MX5/1600	1:51.294	4	7	3.774	0.489	72.00
14	26		Adam ROBINSON	Mazda MX5/1600	1:52.236	4	7	4.716	0.942	71.39
15	20		Chris LOVETT	Mazda MX5	1:54.581	5	7	7.061	2.345	69.93

Car 26 has 2 transponders please remove 1 of them.

Weather / Track : Sunny / Dry

These results are provisional until the conclusion of any judicial and technical matters.

Oulton Park Island
 Circuit Length = 2.2260 miles
 Start: 10:26 End: 10:43

Clerk of Course :		Timekeeper :
-------------------	--	--------------

Max5 Championship

QUALIFYING - RACE 6 - LAP ANALYSIS

3	Tom ROCHE		Mazda MX5/1600				
1 -	1:48.908	+ 1.121	10:30:03.542	5 -	1:48.694	+ 0.907	10:37:23.160
2 -	1:47.787		10:31:51.329	6 -	1:48.454	+ 0.667	10:39:11.614
3 -	1:51.177	+ 3.390	10:33:42.506	7 -	1:56.883	+ 9.096	10:41:08.497
4 -	1:51.960	+ 4.173	10:35:34.466	8 -	1:48.353	+ 0.566	10:42:56.850
4	James MAXFIELD		Mazda MX5/1600				
1 -	1:53.973	+ 2.679	10:30:19.532	5 -	1:52.590	+ 1.296	10:37:49.288
2 -	1:54.259	+ 2.965	10:32:13.791	6 -	1:51.781	+ 0.487	10:39:41.069
3 -	1:51.613	+ 0.319	10:34:05.404	7 -	1:51.943	+ 0.649	10:41:33.012
4 -	1:51.294		10:35:56.698				
17	Dean PARKER		Mazda MX5				
1 -	2:07.442	+ 17.152	10:30:37.751	5 -	1:50.425	+ 0.135	10:38:01.632
2 -	1:52.301	+ 2.011	10:32:30.052	6 -	1:50.290		10:39:51.922
3 -	1:50.662	+ 0.372	10:34:20.714	7 -	1:51.145	+ 0.855	10:41:43.067
4 -	1:50.493	+ 0.203	10:36:11.207				
18	Paul SHEARD		Mazda MX5/1600				
1 -	1:47.921	+ 0.401	10:30:04.018	5 -	1:48.905	+ 1.385	10:37:21.188
2 -	1:47.520		10:31:51.538	6 -	1:48.576	+ 1.056	10:39:09.764
3 -	1:51.412	+ 3.892	10:33:42.950	7 -	1:54.832	+ 7.312	10:41:04.596
4 -	1:49.333	+ 1.813	10:35:32.283	8 -	2:01.641	+ 14.121	10:43:06.237
19	Christian DICK		Mazda MX5				
1 -	1:47.743		10:30:04.545	5 -	1:49.406	+ 1.663	10:37:21.374
2 -	1:47.794	+ 0.051	10:31:52.339	6 -	1:52.051	+ 4.308	10:39:13.425
3 -	1:49.535	+ 1.792	10:33:41.874	7 -	1:48.935	+ 1.192	10:41:02.360
4 -	1:50.094	+ 2.351	10:35:31.968	8 -	1:49.601	+ 1.858	10:42:51.961
20	Chris LOVETT		Mazda MX5				
1 -	1:54.760	+ 0.179	10:30:24.371	5 -	1:54.581		10:38:05.113
2 -	1:55.342	+ 0.761	10:32:19.713	6 -	1:56.102	+ 1.521	10:40:01.215
3 -	1:55.279	+ 0.698	10:34:14.992	7 -	1:55.223	+ 0.642	10:41:56.438
4 -	1:55.540	+ 0.959	10:36:10.532				
24	Jonathan HALLIWELL		Mazda MX5/1600				
1 -	1:53.427	+ 3.120	10:30:28.816	5 -	1:50.454	+ 0.147	10:38:09.650
2 -	1:51.685	+ 1.378	10:32:20.501	6 -	1:51.475	+ 1.168	10:40:01.125
3 -	1:50.737	+ 0.430	10:34:11.238	7 -	1:50.307		10:41:51.432
4 -	2:07.958	+ 17.651	10:36:19.196				
25	Justin NEWMAN		Mazda MX5				
1 -	1:50.846	+ 1.565	10:30:11.452	5 -	1:50.987	+ 1.706	10:37:32.077
2 -	1:49.746	+ 0.465	10:32:01.198	6 -	1:49.319	+ 0.038	10:39:21.396
3 -	1:50.242	+ 0.961	10:33:51.440	7 -	1:49.295	+ 0.014	10:41:10.691
4 -	1:49.650	+ 0.369	10:35:41.090	8 -	1:49.281		10:42:59.972
26	Adam ROBINSON		Mazda MX5/1600				
1 -	1:54.814	+ 2.578	10:30:27.865	5 -	1:53.774	+ 1.538	10:38:00.008
2 -	1:53.113	+ 0.877	10:32:20.978	6 -	2:00.973	+ 8.737	10:40:00.981
3 -	1:53.020	+ 0.784	10:34:13.998	7 -	1:53.320	+ 1.084	10:41:54.301
4 -	1:52.236		10:36:06.234				
29	Nick WRIGHT		Mazda MX5/1600				
1 -	1:53.624	+ 3.727	10:30:19.951	5 -	1:50.336	+ 0.439	10:37:44.393
2 -	1:52.133	+ 2.236	10:32:12.084	6 -	1:51.725	+ 1.828	10:39:36.118
3 -	1:50.710	+ 0.813	10:34:02.794	7 -	1:49.897		10:41:26.015
4 -	1:51.263	+ 1.366	10:35:54.057				
33	Paula SHEARD		Mazda MX5				
1 -	1:53.947	+ 3.142	10:30:19.022	5 -	1:54.124	+ 3.319	10:37:50.412

Car 26 has 2 transponders please remove 1 of them.

Weather / Track : Sunny / Dry

Max5 Championship

QUALIFYING - RACE 6 - LAP ANALYSIS


2 -	1:53.490	+ 2.685	10:32:12.512	6 -	1:52.565	+ 1.760	10:39:42.977
3 -	1:52.228	+ 1.423	10:34:04.740	7 -	1:50.805		10:41:33.782
4 -	1:51.548	+ 0.743	10:35:56.288				
69	Matthew ROBINSON		Mazda MX5/1600				
1 -	1:45.689 P	+ -3.896	10:30:18.579	5 -	1:50.025	+ 0.440	10:38:35.795
2 -	2:45.449	+ 55.864	10:33:04.028	6 -	1:49.585		10:40:25.380
3 -	1:51.230	+ 1.645	10:34:55.258	7 -	1:49.826	+ 0.241	10:42:15.206
4 -	1:50.512	+ 0.927	10:36:45.770				
78	Joachim RITTER		Mazda MX5/1600				
1 -	1:50.444	+ 2.390	10:30:19.378	5 -	1:48.054		10:37:34.155
2 -	1:49.886	+ 1.832	10:32:09.264	6 -	1:48.150	+ 0.096	10:39:22.305
3 -	1:48.561	+ 0.507	10:33:57.825	7 -	1:51.664	+ 3.610	10:41:13.969
4 -	1:48.276	+ 0.222	10:35:46.101	8 -	1:49.913	+ 1.859	10:43:03.882
81	Richard BRELAND		Mazda MX5/1600				
1 -	1:49.915	+ 0.163	10:30:10.908	5 -	1:50.150	+ 0.398	10:37:31.111
2 -	1:50.104	+ 0.352	10:32:01.012	6 -	1:52.626	+ 2.874	10:39:23.737
3 -	1:49.890	+ 0.138	10:33:50.902	7 -	1:49.817	+ 0.065	10:41:13.554
4 -	1:50.059	+ 0.307	10:35:40.961	8 -	1:49.752		10:43:03.306
96	Mark PIERPOINT		Mazda MX5/1600				
1 -	1:52.557	+ 2.166	10:30:22.673	5 -	1:52.020	+ 1.629	10:37:49.782
2 -	1:51.681	+ 1.290	10:32:14.354	6 -	1:59.881	+ 9.490	10:39:49.663
3 -	1:51.540	+ 1.149	10:34:05.894	7 -	1:50.391		10:41:40.054
4 -	1:51.868	+ 1.477	10:35:57.762				

Car 26 has 2 transponders please remove 1 of them.

Weather / Track : Sunny / Dry

Max5 Championship

RACE 6 - GRID

ROW 8	1:54.581 20 Chris LOVETT	
ROW 7	1:51.294 4 James MAXFIELD	1:52.236 26 Adam ROBINSON
ROW 6	1:50.391 96 Mark PIERPOINT	1:50.805 33 Paula SHEARD
ROW 5	1:50.290 17 Dean PARKER	1:50.307 24 Jonathan HALLIWELL
ROW 4	1:49.752 81 Richard BRELAND	1:49.897 29 Nick WRIGHT
ROW 3	1:49.281 25 Justin NEWMAN	1:49.585 69 Matthew ROBINSON
ROW 2	1:47.787 3 Tom ROCHE	1:48.054 78 Joachim RITTER
ROW 1	1:47.520 18 Paul SHEARD	1:47.743 19 Christian DICK
Pole		
		

Oulton Park Island
Circuit Length = 2.2260 miles

These results are provisional until the conclusion of any judicial and technical matters.

Clerk of Course :

Timekeeper :

Max5 Championship

RACE 6 - CLASSIFICATION

POS	NO	CL	NAME	ENTRY	LAPS	TIME	GAP	DIFF	MPH	BEST	ON
1	18		Paul SHEARD	Mazda MX5/1600	10	18:40.496			71.51	1:48.268	7
2	3		Tom ROCHE	Mazda MX5/1600	10	18:40.772	0.276	0.276	71.50	1:48.767	6
3	19		Christian DICK	Mazda MX5	10	18:41.270	0.774	0.498	71.46	1:48.395	2
4	25		Justin NEWMAN	Mazda MX5	10	18:43.055	2.559	1.785	71.35	1:48.674	7
5	69		Matthew ROBINSON	Mazda MX5/1600	10	18:44.018	3.522	0.963	71.29	1:48.932	4
6	24		Jonathan HALLIWELL	Mazda MX5/1600	10	18:44.355	3.859	0.337	71.27	1:48.502	5
7	81		Richard BRELAND	Mazda MX5/1600	10	18:54.027	13.531	9.672	70.66	1:49.543	2
8	17		Dean PARKER	Mazda MX5	10	19:04.187	23.691	10.160	70.03	1:50.399	2
9	96		Mark PIERPOINT	Mazda MX5/1600	10	19:04.955	24.459	0.768	69.99	1:50.610	10
10	4		James MAXFIELD	Mazda MX5/1600	10	19:16.161	35.665	11.206	69.31	1:51.403	7
11	26		Adam ROBINSON	Mazda MX5/1600	10	19:34.364	53.868	18.203	68.23	1:50.976	2
12	20		Chris LOVETT	Mazda MX5	10	19:36.588	56.092	2.224	68.10	1:52.255	2
NOT CLASSIFIED											
DNF	78		Joachim RITTER	Mazda MX5/1600	9	17:01.684	1 lap	1 lap	70.59	1:48.262	8
DNF	29		Nick WRIGHT	Mazda MX5/1600	3	5:59.262	7 laps	6 laps	66.91	1:48.878	3
DNF	33		Paula SHEARD	Mazda MX5	2	4:13.602	8 laps	1 lap	63.19	1:51.473	2
FASTEST LAP											
	78		Joachim RITTER	Mazda MX5/1600	8	1:48.262			74.02 mph	119.12 kph	

Weather / Track : Sunny / Dry

These results are provisional until the conclusion of any judicial and technical matters.

Oulton Park Island
Circuit Length = 2.2260 miles
Start: 15:04 End: 15:24

Clerk of Course :		Timekeeper :
-------------------	--	--------------

Max5 Championship
RACE 6 - LAP CHART

Lap 1			Lap 2			Lap 3			Lap 4			Lap 5		
No	Behind	Laptime	No	Behind	Laptime	No	Behind	Laptime	No	Behind	Laptime	No	Behind	Laptime
3		2:16.595	18		1:48.689	18		1:49.756	18		1:49.969	18		1:49.711
18	0.073	2:16.668	3	0.655	1:49.417	3	0.187	1:49.288	3	0.650	1:50.432	3	0.412	1:49.473
78	0.329	2:16.924	19	1.083	1:48.395	19	0.188	1:48.861	19	0.651	1:50.432	19	1.155	1:50.215
19	1.450	2:18.045	78	1.353	1:49.786	78	0.760	1:49.163	78	1.303	1:50.512	25	1.464	1:49.424
69	2.087	2:18.682	25	3.112	1:49.659	25	2.310	1:48.954	25	1.751	1:49.410	78	2.149	1:50.557
25	2.215	2:18.810	69	3.274	1:49.949	69	3.604	1:50.086	69	2.567	1:48.932	69	2.412	1:49.556
81	2.620	2:19.215	81	3.401	1:49.543	81	3.721	1:50.076	81	4.632	1:50.880	81	4.633	1:49.712
17	3.537	2:20.132	24	4.445	1:49.386	24	3.865	1:49.176	24	5.939	1:52.043	24	4.730	1:48.502
24	3.821	2:20.416	29	5.027	1:49.544	29	4.149	1:48.878	17	8.693	1:52.212	17	10.607	1:51.625
29	4.245	2:20.840	17	5.174	1:50.399	17	6.450	1:51.032	96	12.724	1:52.198	96	14.642	1:51.629
96	4.867	2:21.462	96	7.910	1:51.805	96	10.495	1:52.341	4	15.028	1:51.852	4	17.055	1:51.738
33	5.534	2:22.129	33	8.245	1:51.473	4	13.145	1:53.711	26	18.741	1:54.233	20	23.354	1:53.385
4	6.428	2:23.023	4	9.190	1:51.524	20	14.300	1:52.437	20	19.680	1:55.349	26	28.065	1:59.035
26	7.463	2:24.058	26	9.677	1:50.976	26	14.477	1:54.556						
20	8.126	2:24.721	20	11.619	1:52.255									

Max5 Championship
RACE 6 - LAP CHART

Lap 6			Lap 7			Lap 8			Lap 9			Lap 10		
No	Behind	Laptime	No	Behind	Laptime	No	Behind	Laptime	No	Behind	Laptime	No	Behind	Laptime
18		1:48.656	18		1:48.268	18		1:48.538	18		1:49.108	18		1:51.133
3	0.523	1:48.767	3	1.372	1:49.117	3	1.707	1:48.873	3	1.373	1:48.774	3	0.276	1:50.036
19	1.120	1:48.621	19	1.722	1:48.870	19	2.185	1:49.001	19	1.938	1:48.861	19	0.774	1:49.969
78	2.256	1:48.763	78	2.723	1:48.735	78	2.447	1:48.262	25	4.026	1:49.550	25	2.559	1:49.666
25	2.658	1:49.850	25	3.064	1:48.674	25	3.584	1:49.058	69	4.873	1:49.423	69	3.522	1:49.782
69	2.840	1:49.084	69	3.919	1:49.347	69	4.558	1:49.177	24	5.805	1:48.754	24	3.859	1:49.187
24	4.880	1:48.806	24	5.943	1:49.331	24	6.159	1:48.754	81	12.320	1:51.925	81	13.531	1:52.344
81	5.907	1:49.930	81	7.786	1:50.147	81	9.503	1:50.255	78	12.321	1:58.982	17	23.691	1:51.931
17	14.165	1:52.214	17	17.700	1:51.803	17	20.493	1:51.331	17	22.893	1:51.508	96	24.459	1:50.610
96	17.638	1:51.652	96	20.634	1:51.264	96	22.996	1:50.900	96	24.982	1:51.094	4	35.665	1:52.737
4	20.023	1:51.624	4	23.158	1:51.403	4	29.975	1:55.355	4	34.061	1:53.194	26	53.868	1:53.093
20	27.670	1:52.972	20	33.283	1:53.881	26	45.926	1:58.922	26	51.908	1:55.090	20	56.092	1:52.924
26	32.259	1:52.850	26	35.542	1:51.551	20	48.568	2:03.823	20	54.301	1:54.841			

BARC/Dunlop Clubmans Cup Championship

QUALIFYING - RACE 7 - CLASSIFICATION

POS	NO	CL	NAME	ENTRY	TIME	ON	LAPS	GAP	DIFF	MPH
1	1		Daniel GIBSON	GEM 008/1600	1:27.949	7	8			91.11
2	5		Mike EVANS	Mallock Mk20/1600	1:28.278	6	9	0.329	0.329	90.77
3	22		Barry WEBB	Mallock Mk23BW/03/1600	1:28.781	9	9	0.832	0.503	90.26
4	4		Howard PAYNE	Mallock Mk20B/1600	1:28.899	9	9	0.950	0.118	90.14
5	3		Paul FREEMAN	Ardmore FR06B/1600	1:29.206	8	9	1.257	0.307	89.83
6	91		Michelle HAYWOOD	Mallock Mk27/1600	1:29.241	5	9	1.292	0.035	89.79
7	7		Paul GIBSON	GEM 008/1600	1:29.461	8	9	1.512	0.220	89.57
8	13		Guy PARR	Gem/1600	1:29.830	6	9	1.881	0.369	89.20
9	51		Jason MONEY	Dart 516/1600	1:30.008	8	9	2.059	0.178	89.03
10	29		Alex OSBORNE	Mallock M28	1:30.126	6	9	2.177	0.118	88.91
11	77		Sideshow BOB	Davis T8/1600	1:30.256	9	9	2.307	0.130	88.78
12	8		Jamie CHAMPKIN	Phantom P94/08/1600	1:30.993	5	9	3.044	0.737	88.06
13	44		Chris HART	Mallock Mk18/1600	1:31.548	5	5	3.599	0.555	87.53
14	66		Nigel CORRY	Mallock Mk30EBX/1600	1:31.549	9	9	3.600	0.001	87.53
15	23		Des ANDREWS	Mallock Mk28/1600	1:31.582	8	9	3.633	0.033	87.50
16	21		Gareth BARNETT	Mallock Mk21/1600	1:31.594	9	9	3.645	0.012	87.49
17	2		Adrian LESTER	Mallock Mk35/1600	1:31.897	2	2	3.948	0.303	87.20
18	15		Gareth SALTER	Mallock Mk27/1600	1:32.280	6	9	4.331	0.383	86.84
19	60		Brian JORDAN	Mallock Mk27/30/1600	1:32.584	9	9	4.635	0.304	86.55
20	27		Clive LESTER	Mallock EBX/1600	1:33.712	5	9	5.763	1.128	85.51

Weather / Track : Sunny / Dry

These results are provisional until the conclusion of any judicial and technical matters.

Oulton Park Island
Circuit Length = 2.2260 miles
Start: 10:46 End: 11:03

Clerk of Course :		Timekeeper :
-------------------	--	--------------

BARC/Dunlop Clubmans Cup Championship

QUALIFYING - RACE 7 - LAP ANALYSIS

1	Daniel GIBSON		GEM 008/1600				
1 -	1:34.358	+ 6.409	10:50:20.000	5 -	1:29.162	+ 1.213	10:56:16.401
2 -	1:29.684	+ 1.735	10:51:49.684	6 -	1:28.759	+ 0.810	10:57:45.160
3 -	1:28.791	+ 0.842	10:53:18.475	7 -	1:27.949		10:59:13.109
4 -	1:28.764	+ 0.815	10:54:47.239	8 -	1:29.486 P	+ 1.537	11:00:42.595
2	Adrian LESTER		Mallock Mk35/1600				
1 -	1:34.811	+ 2.914	10:50:31.987	2 -	1:31.897		10:52:03.884
3	Paul FREEMAN		Ardmore FR06B/1600				
1 -	1:33.503	+ 4.297	10:50:26.091	6 -	1:29.483	+ 0.277	10:57:58.878
2 -	1:32.115	+ 2.909	10:51:58.206	7 -	1:29.309	+ 0.103	10:59:28.187
3 -	1:31.052	+ 1.846	10:53:29.258	8 -	1:29.206		11:00:57.393
4 -	1:30.383	+ 1.177	10:54:59.641	9 -	1:29.298	+ 0.092	11:02:26.691
5 -	1:29.754	+ 0.548	10:56:29.395				
4	Howard PAYNE		Mallock Mk20B/1600				
1 -	1:37.016	+ 8.117	10:50:16.821	6 -	1:29.449	+ 0.550	10:57:49.341
2 -	1:31.510	+ 2.611	10:51:48.331	7 -	1:29.495	+ 0.596	10:59:18.836
3 -	1:29.338	+ 0.439	10:53:17.669	8 -	1:32.706	+ 3.807	11:00:51.542
4 -	1:32.724	+ 3.825	10:54:50.393	9 -	1:28.899		11:02:20.441
5 -	1:29.499	+ 0.600	10:56:19.892				
5	Mike EVANS		Mallock Mk20/1600				
1 -	1:35.425	+ 7.147	10:50:37.167	6 -	1:28.278		10:58:07.351
2 -	1:31.578	+ 3.300	10:52:08.745	7 -	1:28.617	+ 0.339	10:59:35.968
3 -	1:31.902	+ 3.624	10:53:40.647	8 -	1:28.426	+ 0.148	11:01:04.394
4 -	1:29.716	+ 1.438	10:55:10.363	9 -	1:28.459	+ 0.181	11:02:32.853
5 -	1:28.710	+ 0.432	10:56:39.073				
7	Paul GIBSON		GEM 008/1600				
1 -	1:34.965	+ 5.504	10:50:20.152	6 -	1:29.795	+ 0.334	10:57:52.760
2 -	1:31.160	+ 1.699	10:51:51.312	7 -	1:29.839	+ 0.378	10:59:22.599
3 -	1:30.893	+ 1.432	10:53:22.205	8 -	1:29.461		11:00:52.060
4 -	1:30.355	+ 0.894	10:54:52.560	9 -	1:29.664	+ 0.203	11:02:21.724
5 -	1:30.405	+ 0.944	10:56:22.965				
8	Jamie CHAMPKIN		Phantom P94/08/1600				
1 -	1:39.866	+ 8.873	10:50:37.695	6 -	1:31.104	+ 0.111	10:58:20.724
2 -	1:35.890	+ 4.897	10:52:13.585	7 -	1:33.076	+ 2.083	10:59:53.800
3 -	1:33.336	+ 2.343	10:53:46.921	8 -	1:31.262	+ 0.269	11:01:25.062
4 -	1:31.706	+ 0.713	10:55:18.627	9 -	1:45.394	+ 14.401	11:03:10.456
5 -	1:30.993		10:56:49.620				
13	Guy PARR		Gem/1600				
1 -	1:35.908	+ 6.078	10:50:46.132	6 -	1:29.830		10:58:21.858
2 -	1:31.657	+ 1.827	10:52:17.789	7 -	1:32.249	+ 2.419	10:59:54.107
3 -	1:32.203	+ 2.373	10:53:49.992	8 -	1:35.359	+ 5.529	11:01:29.466
4 -	1:31.920	+ 2.090	10:55:21.912	9 -	1:58.040	+ 28.210	11:03:27.506
5 -	1:30.116	+ 0.286	10:56:52.028				
15	Gareth SALTER		Mallock Mk27/1600				
1 -	1:38.300	+ 6.020	10:50:47.531	6 -	1:32.280		10:58:36.114
2 -	1:35.769	+ 3.489	10:52:23.300	7 -	1:33.011	+ 0.731	11:00:09.125
3 -	1:34.432	+ 2.152	10:53:57.732	8 -	1:34.935	+ 2.655	11:01:44.060
4 -	1:33.507	+ 1.227	10:55:31.239	9 -	1:34.400	+ 2.120	11:03:18.460
5 -	1:32.595	+ 0.315	10:57:03.834				
21	Gareth BARNETT		Mallock Mk21/1600				
1 -	1:37.593	+ 5.999	10:50:49.923	6 -	1:34.038	+ 2.444	10:58:42.724
2 -	1:34.363	+ 2.769	10:52:24.286	7 -	1:35.400	+ 3.806	11:00:18.124
3 -	1:38.892	+ 7.298	10:54:03.178	8 -	1:33.493	+ 1.899	11:01:51.617
4 -	1:33.043	+ 1.449	10:55:36.221	9 -	1:31.594		11:03:23.211

Oulton Park Island
Circuit Length = 2.2260 miles
Start: 10:46 End: 11:03

Weather / Track : Sunny / Dry

BARC/Dunlop Clubmans Cup Championship

QUALIFYING - RACE 7 - LAP ANALYSIS

5 -	1:32.465	+ 0.871	10:57:08.686				
22	Barry WEBB		Mallock Mk23BW/03/1600				
1 -	1:33.418	+ 4.637	10:50:21.555	6 -	1:29.509	+ 0.728	10:57:54.975
2 -	1:30.757	+ 1.976	10:51:52.312	7 -	1:31.812	+ 3.031	10:59:26.787
3 -	1:34.588	+ 5.807	10:53:26.900	8 -	1:29.172	+ 0.391	11:00:55.959
4 -	1:29.204	+ 0.423	10:54:56.104	9 -	1:28.781		11:02:24.740
5 -	1:29.362	+ 0.581	10:56:25.466				
23	Des ANDREWS		Mallock Mk28/1600				
1 -	1:35.050	+ 3.468	10:50:43.525	6 -	1:32.272	+ 0.690	10:58:33.099
2 -	1:33.764	+ 2.182	10:52:17.289	7 -	1:33.069	+ 1.487	11:00:06.168
3 -	1:38.340	+ 6.758	10:53:55.629	8 -	1:31.582		11:01:37.750
4 -	1:32.620	+ 1.038	10:55:28.249	9 -	1:33.625	+ 2.043	11:03:11.375
5 -	1:32.578	+ 0.996	10:57:00.827				
27	Clive LESTER		Mallock EBX/1600				
1 -	1:36.878	+ 3.166	10:50:42.138	6 -	1:34.935	+ 1.223	10:58:34.379
2 -	1:34.945	+ 1.233	10:52:17.083	7 -	1:34.552	+ 0.840	11:00:08.931
3 -	1:34.800	+ 1.088	10:53:51.883	8 -	1:34.376	+ 0.664	11:01:43.307
4 -	1:33.849	+ 0.137	10:55:25.732	9 -	1:34.919	+ 1.207	11:03:18.226
5 -	1:33.712		10:56:59.444				
29	Alex OSBORNE		Mallock M28				
1 -	1:37.236	+ 7.110	10:50:39.896	6 -	1:30.126		10:58:12.916
2 -	1:31.287	+ 1.161	10:52:11.183	7 -	1:33.319	+ 3.193	10:59:46.235
3 -	1:30.626	+ 0.500	10:53:41.809	8 -	1:30.338	+ 0.212	11:01:16.573
4 -	1:30.421	+ 0.295	10:55:12.230	9 -	1:32.123	+ 1.997	11:02:48.696
5 -	1:30.560	+ 0.434	10:56:42.790				
44	Chris HART		Mallock Mk18/1600				
1 -	1:51.603	+ 20.055	10:52:13.159	4 -	1:37.553	+ 6.005	11:01:08.903
2 -	1:56.983 P	+ 25.435	10:54:10.142	5 -	1:31.548		11:02:40.451
3 -	5:21.208	+ 3:49.660	10:59:31.350				
51	Jason MONEY		Dart 516/1600				
1 -	1:35.070	+ 5.062	10:51:05.336	6 -	1:30.307	+ 0.299	10:58:42.892
2 -	1:32.888	+ 2.880	10:52:38.224	7 -	1:30.626	+ 0.618	11:00:13.518
3 -	1:32.038	+ 2.030	10:54:10.262	8 -	1:30.008		11:01:43.526
4 -	1:31.219	+ 1.211	10:55:41.481	9 -	1:30.964	+ 0.956	11:03:14.490
5 -	1:31.104	+ 1.096	10:57:12.585				
60	Brian JORDAN		Mallock Mk27/30/1600				
1 -	1:40.317	+ 7.733	10:50:37.083	6 -	1:33.556	+ 0.972	10:58:30.832
2 -	1:36.124	+ 3.540	10:52:13.207	7 -	1:33.426	+ 0.842	11:00:04.258
3 -	1:36.276	+ 3.692	10:53:49.483	8 -	1:32.941	+ 0.357	11:01:37.199
4 -	1:34.731	+ 2.147	10:55:24.214	9 -	1:32.584		11:03:09.783
5 -	1:33.062	+ 0.478	10:56:57.276				
66	Nigel CORRY		Mallock Mk30EBX/1600				
1 -	1:38.262	+ 6.713	10:50:31.030	6 -	1:33.148	+ 1.599	10:58:19.818
2 -	1:35.738	+ 4.189	10:52:06.768	7 -	1:32.260	+ 0.711	10:59:52.078
3 -	1:35.634	+ 4.085	10:53:42.402	8 -	1:32.038	+ 0.489	11:01:24.116
4 -	1:32.322	+ 0.773	10:55:14.724	9 -	1:31.549		11:02:55.665
5 -	1:31.946	+ 0.397	10:56:46.670				
77	Sideshow BOB		Davis T8/1600				
1 -	1:34.346	+ 4.090	10:50:10.239	6 -	1:30.975	+ 0.719	10:57:47.576
2 -	1:32.741	+ 2.485	10:51:42.980	7 -	1:30.502	+ 0.246	10:59:18.078
3 -	1:31.355	+ 1.099	10:53:14.335	8 -	1:31.320	+ 1.064	11:00:49.398
4 -	1:30.837	+ 0.581	10:54:45.172	9 -	1:30.256		11:02:19.654
5 -	1:31.429	+ 1.173	10:56:16.601				


Weather / Track : Sunny / Dry

BARC/Dunlop Clubmans Cup Championship
QUALIFYING - RACE 7 - LAP ANALYSIS

91	Michelle HAYWOOD			Mallock Mk27/1600			
1 -	1:34.234	+ 4.993	10:50:33.042	6 -	1:30.593	+ 1.352	10:58:07.005
2 -	1:32.696	+ 3.455	10:52:05.738	7 -	1:31.489	+ 2.248	10:59:38.494
3 -	1:31.746	+ 2.505	10:53:37.484	8 -	1:29.795	+ 0.554	11:01:08.289
4 -	1:29.687	+ 0.446	10:55:07.171	9 -	1:29.257	+ 0.016	11:02:37.546
5 -	1:29.241		10:56:36.412				

BARC/Dunlop Clubmans Cup Championship

RACE 7 - GRID

ROW 10	1:32.584 60 Brian JORDAN	1:33.712 27 Clive LESTER
ROW 9	1:32.280 15 Gareth SALTER	1:32.465 21 Gareth BARNETT
ROW 8	1:31.582 23 Des ANDREWS	1:31.897 2 Adrian LESTER
ROW 7	1:31.548 44 Chris HART	1:31.549 66 Nigel CORRY
ROW 6	1:30.256 77 Sideshow BOB	1:30.993 8 Jamie CHAMPKIN
ROW 5	1:30.008 51 Jason MONEY	1:30.126 29 Alex OSBORNE
ROW 4	1:29.461 7 Paul GIBSON	1:29.830 13 Guy PARR
ROW 3	1:29.206 3 Paul FREEMAN	1:29.241 91 Michelle HAYWOOD
ROW 2	1:28.781 22 Barry WEBB	1:28.899 4 Howard PAYNE
ROW 1	1:27.949 1 Daniel GIBSON	1:28.278 5 Mike EVANS
Pole		
		

Oulton Park Island
Circuit Length = 2.2260 miles

These results are provisional until the conclusion of any judicial and technical matters.

Clerk of Course :	Timekeeper :
-------------------	--------------

BARC/Dunlop Clubmans Cup Championship

RACE 7 - CLASSIFICATION

POS	NO	CL	NAME	ENTRY	LAPS	TIME	GAP	DIFF	MPH	BEST	ON
1	5		Mike EVANS	Mallock Mk20/1600	5	7:53.439			84.63	1:28.876	5
2	7		Paul GIBSON	GEM 008/1600	5	8:00.741	7.302	7.302	83.34	1:30.159	3
3	29		Alex OSBORNE	Mallock M28	5	8:01.269	7.830	0.528	83.25	1:30.450	5
4	51		Jason MONEY	Dart 516/1600	5	8:01.439	8.000	0.170	83.22	1:30.261	3
5	91		Michelle HAYWOOD	Mallock Mk27/1600	5	8:02.079	8.640	0.640	83.11	1:29.180	4
6	3		Paul FREEMAN	Ardmore FR06B/1600	5	8:08.821	15.382	6.742	81.96	1:31.049	4
7	66		Nigel CORRY	Mallock Mk30EBX/1600	5	8:11.194	17.755	2.373	81.57	1:32.047	5
8	60		Brian JORDAN	Mallock Mk27/30/1600	5	8:16.374	22.935	5.180	80.72	1:32.716	2
9	21		Gareth BARNETT	Mallock Mk21/1600	5	8:16.987	23.548	0.613	80.62	1:32.362	4
10	27		Clive LESTER	Mallock EBX/1600	5	8:17.987	24.548	1.000	80.45	1:33.052	2
11	15		Gareth SALTER	Mallock Mk27/1600	5	8:19.307	25.868	1.320	80.24	1:33.259	5

FASTEST LAP

5	Mike EVANS	Mallock Mk20/1600	5	1:28.876	90.16 mph	145.10 kph
---	-------------------	-------------------	---	----------	-----------	------------

Weather / Track : Sunny / Dry

These results are provisional until the conclusion of any judicial and technical matters.

Oulton Park Island
 Circuit Length = 2.2260 miles
 Start: 18:15 End: 18:23

Clerk of Course :

Timekeeper :

BARC/Dunlop Clubmans Cup Championship

RACE 7 - LAP CHART

Lap 1			Lap 2			Lap 3			Lap 4			Lap 5		
No	Behind	Laptime	No	Behind	Laptime	No	Behind	Laptime	No	Behind	Laptime	No	Behind	Laptime
5		1:56.436	5		1:30.045	5		1:29.045	5		1:29.037	5		1:28.876
7	2.130	1:58.566	7	2.400	1:30.315	7	3.514	1:30.159	7	5.317	1:30.840	7	7.302	1:30.861
29	2.397	1:58.833	29	2.814	1:30.462	29	4.546	1:30.777	29	6.256	1:30.747	29	7.830	1:30.450
51	2.971	1:59.407	51	3.726	1:30.800	51	4.942	1:30.261	51	6.295	1:30.390	51	8.000	1:30.581
3	4.320	2:00.756	3	6.221	1:31.946	91	8.117	1:30.606	91	8.260	1:29.180	91	8.640	1:29.256
91	4.702	2:01.138	91	6.556	1:31.899	3	9.577	1:32.401	3	11.589	1:31.049	3	15.382	1:32.669
66	5.049	2:01.485	66	7.600	1:32.596	66	11.267	1:32.712	66	14.584	1:32.354	66	17.755	1:32.047
27	5.991	2:02.427	27	8.998	1:33.052	27	13.050	1:33.097	27	18.017	1:34.004	60	22.935	1:33.305
15	7.043	2:03.479	60	10.223	1:32.716	60	14.579	1:33.401	60	18.506	1:32.964	21	23.548	1:33.075
60	7.552	2:03.988	15	11.490	1:34.492	21	16.024	1:33.512	21	19.349	1:32.362	27	24.548	1:35.407
21	8.277	2:04.713	21	11.557	1:33.325	15	16.865	1:34.420	15	21.485	1:33.657	15	25.868	1:33.259