



# BARC RACE DAY

Thruxton

12<sup>th</sup> April 2009



Results Provided by Timing Solutions Ltd  
[www.tsl-timing.com](http://www.tsl-timing.com)

# MSA 250cc Long Circuit Kart Championship

## QUALIFYING - RACE 1 - CLASSIFICATION

POS	NO	CL	NAME	ENTRY	TIME	ON	LAPS	GAP	DIFF	MPH
1	41	250	<b>Craig FLEMING</b>	Anderson / Honda	<b>1:18.781</b>	6	8			107.66
2	0	250	<b>Gavin BENNETT</b>	Anderson / Honda	<b>1:19.038</b>	5	5	<b>0.257</b>	0.257	107.30
3	22	250	<b>James TUCKER</b>	Jade / Honda	<b>1:19.428</b>	10	11	<b>0.647</b>	0.390	106.78
4	111	250	<b>Paul PLATT</b>	PVP / Honda	<b>1:19.664</b>	9	9	<b>0.883</b>	0.236	106.46
5	39	250	<b>Jon NEVILLE</b>	Anderson / Honda	<b>1:19.671</b>	6	9	<b>0.890</b>	0.007	106.45
6	3	250	<b>James O'REILLY</b>	PVP / Honda	<b>1:19.687</b>	4	5	<b>0.906</b>	0.016	106.43
7	1	250	<b>Jason DREDGE</b>	Anderson / Honda	<b>1:20.064</b>	5	7	<b>1.283</b>	0.377	105.93
8	2	250	<b>Don KENNEDY</b>	Anderson / Honda	<b>1:20.116</b>	5	5	<b>1.335</b>	0.052	105.86
9	43	250	<b>Daniel CLARKE</b>	Anderson / Honda	<b>1:20.976</b>	3	4	<b>2.195</b>	0.860	104.74
10	24	250	<b>Darran SMITH</b>	Anderson / Honda	<b>1:22.056</b>	8	11	<b>3.275</b>	1.080	103.36
11	89	250	<b>Andy GRIMM</b>	Jade / Honda	<b>1:22.183</b>	8	13	<b>3.402</b>	0.127	103.20
12	177	250	<b>Andrew CLARKE</b>	Anderson / Rotax	<b>1:23.363</b>	6	8	<b>4.582</b>	1.180	101.74
13	9	250	<b>Matthew BETT</b>	Anderson / Honda	<b>1:23.415</b>	2	3	<b>4.634</b>	0.052	101.67
14	31	250	<b>Sam MOSS</b>	Anderson / Honda	<b>1:23.599</b>	4	4	<b>4.818</b>	0.184	101.45
15	119	250	<b>Jon PLASKITT</b>	Anderson / Honda	<b>1:23.646</b>	8	8	<b>4.865</b>	0.047	101.39
16	58	250	<b>Keith TUCKLEY</b>	Anderson / Honda	<b>1:23.782</b>	4	8	<b>5.001</b>	0.136	101.23
17	92	250	<b>Mark VAUGHAN</b>	Anderson / Honda	<b>1:23.840</b>	10	10	<b>5.059</b>	0.058	101.16
18	72	250	<b>Richard DEWART</b>	Anderson / Honda	<b>1:24.146</b>	4	7	<b>5.365</b>	0.306	100.79
19	20	250	<b>Toby DAVIS</b>	Anderson / Honda	<b>1:24.966</b>	4	4	<b>6.185</b>	0.820	99.82
20	46	250	<b>Charlie JOHNSON</b>	Anderson / Honda	<b>1:26.118</b>	7	7	<b>7.337</b>	1.152	98.48
21	4	125	<b>Louise COLIN</b>	Anderson / Pavesi	<b>1:27.022</b>	9	9	<b>8.241</b>	0.904	97.46
22	35	250	<b>Keith GLENISTER</b>	PVP / Honda	<b>1:27.143</b>	1	6	<b>8.362</b>	0.121	97.32
23	77	250	<b>Lee THORNTON</b>	Raider / Honda	<b>1:27.544</b>	11	12	<b>8.763</b>	0.401	96.88
24	36	250	<b>Paul WALLEY</b>	Anderson / Honda	<b>1:28.135</b>	12	12	<b>9.354</b>	0.591	96.23
25	64	250	<b>Tony LONG</b>	Raider / Honda	<b>1:28.693</b>	7	9	<b>9.912</b>	0.558	95.62
26	73	250	<b>Martin GOODLIFFE</b>	Raider / Honda	<b>1:30.452</b>	8	9	<b>11.671</b>	1.759	93.76
27	26	250	<b>Paul FOWLER</b>	Anderson / Honda	<b>1:30.951</b>	7	10	<b>12.170</b>	0.499	93.25
28	6	125	<b>Matt CLARKE</b>	Alpha / TM	<b>1:31.623</b>	5	10	<b>12.842</b>	0.672	92.57
29	52	250	<b>Steve BURTON</b>	Anderson / Honda	<b>1:32.546</b>	4	10	<b>13.765</b>	0.923	91.64
30	12	250	<b>Richard SANDERS</b>	ADE / Honda	<b>1:35.385</b>	1	1	<b>16.604</b>	2.839	88.91
31	135	250	<b>Eddie KOOIKER</b>	Anderson / Honda	<b>1:35.819</b>	2	2	<b>17.038</b>	0.434	88.51
32	62	250	<b>Nigel CHARMAN</b>	Anderson / Honda	<b>1:36.138</b>	1	1	<b>17.357</b>	0.319	88.22
33	86	250	<b>Lionel SIFLEET</b>	Anderson / Honda	<b>1:54.262</b>	1	1	<b>35.481</b>	18.124	74.22

Weather / Track : Cloudy / Dry

These results are provisional until the conclusion of any judicial and technical matters.

Thrupton  
Circuit Length = 2.3560 miles  
Start: 08:55 End: 09:17

Clerk of Course :	Timekeeper :
-------------------	--------------

# MSA 250cc Long Circuit Kart Championship

## QUALIFYING - RACE 1 - LAP ANALYSIS

<b>0</b>	<b>Gavin BENNETT</b> Anderson / Honda						
1 -	1:25.283	+ 6.245	8:58:59.435	4 -	1:23.571	+ 4.533	9:03:08.118
2 -	1:20.784	+ 1.746	9:00:20.219	5 -	<b>1:19.038</b>		<b>9:04:27.156</b>
3 -	1:24.328	+ 5.290	9:01:44.547				
<b>1</b>	<b>Jason DREDGE</b> Anderson / Honda						
1 -	1:25.076	+ 5.012	8:58:59.100	5 -	<b>1:20.064</b>		<b>9:04:27.836</b>
2 -	1:21.350	+ 1.286	9:00:20.450	6 -	1:22.457	+ 2.393	9:05:50.293
3 -	1:24.681	+ 4.617	9:01:45.131	7 -	1:20.955	+ 0.891	9:07:11.248
4 -	1:22.641	+ 2.577	9:03:07.772				
<b>2</b>	<b>Don KENNEDY</b> Anderson / Honda						
1 -	1:32.786	+ 12.670	8:59:13.788	4 -	1:20.878	+ 0.762	9:03:18.206
2 -	1:22.717	+ 2.601	9:00:36.505	5 -	<b>1:20.116</b>		<b>9:04:38.322</b>
3 -	1:20.823	+ 0.707	9:01:57.328				
<b>3</b>	<b>James O'REILLY</b> PVP / Honda						
1 -	1:26.758	+ 7.071	8:59:01.172	4 -	<b>1:19.687</b>		<b>9:05:37.570</b>
2 -	3:56.183	+ 2:36.496	9:02:57.355	5 -	1:20.109	+ 0.422	9:06:57.679
3 -	1:20.528	+ 0.841	9:04:17.883				
<b>4</b>	<b>Louise COLIN</b> Anderson / Pavesi						
1 -	1:34.015	+ 6.993	8:59:50.851	6 -	6:43.882	+ 5:16.860	9:12:35.375
2 -	1:32.188	+ 5.166	9:01:23.039	7 -	1:27.890	+ 0.868	9:14:03.265
3 -	1:32.471	+ 5.449	9:02:55.510	8 -	1:27.225	+ 0.203	9:15:30.490
4 -	1:27.363	+ 0.341	9:04:22.873	9 -	<b>1:27.022</b>		<b>9:16:57.512</b>
5 -	1:28.620	+ 1.598	9:05:51.493				
<b>6</b>	<b>Matt CLARKE</b> Alpha / TM						
1 -	1:35.617	+ 3.994	8:59:43.589	6 -	4:40.671	+ 3:09.048	9:10:36.056
2 -	1:33.664	+ 2.041	9:01:17.253	7 -	1:32.901	+ 1.278	9:12:08.957
3 -	1:33.859	+ 2.236	9:02:51.112	8 -	1:32.846	+ 1.223	9:13:41.803
4 -	1:32.650	+ 1.027	9:04:23.762	9 -	1:33.073	+ 1.450	9:15:14.876
5 -	<b>1:31.623</b>		<b>9:05:55.385</b>	10 -	1:33.375	+ 1.752	9:16:48.251
<b>9</b>	<b>Matthew BETT</b> Anderson / Honda						
1 -	5:30.963	+ 4:07.548	9:03:22.745	3 -	3:45.188	+ 2:21.773	9:08:31.348
2 -	<b>1:23.415</b>		<b>9:04:46.160</b>				
<b>12</b>	<b>Richard SANDERS</b> ADE / Honda						
1 -	<b>1:35.385</b>		<b>8:59:41.283</b>				
<b>20</b>	<b>Toby DAVIS</b> Anderson / Honda						
1 -	1:35.380	+ 10.414	8:59:37.072	3 -	1:31.941	+ 6.975	9:02:35.868
2 -	1:26.855	+ 1.889	9:01:03.927	4 -	<b>1:24.966</b>		<b>9:04:00.834</b>
<b>22</b>	<b>James TUCKER</b> Jade / Honda						
1 -	1:25.765	+ 6.337	8:58:59.771	7 -	1:20.206	+ 0.778	9:07:11.576
2 -	1:21.441	+ 2.013	9:00:21.212	8 -	1:20.390	+ 0.962	9:08:31.966
3 -	1:23.827	+ 4.399	9:01:45.039	9 -	1:19.900	+ 0.472	9:09:51.866
4 -	1:23.642	+ 4.214	9:03:08.681	10 -	<b>1:19.428</b>		<b>9:11:11.294</b>
5 -	1:19.940	+ 0.512	9:04:28.621	11 -	1:19.978	+ 0.550	9:12:31.272
6 -	1:22.749	+ 3.321	9:05:51.370				
<b>24</b>	<b>Darran SMITH</b> Anderson / Honda						
1 -	1:36.227	+ 14.171	8:59:47.533	7 -	1:24.242	+ 2.186	9:08:25.228
2 -	1:30.816	+ 8.760	9:01:18.349	8 -	<b>1:22.056</b>		<b>9:09:47.284</b>
3 -	1:31.558	+ 9.502	9:02:49.907	9 -	1:22.256	+ 0.200	9:11:09.540
4 -	1:25.121	+ 3.065	9:04:15.028	10 -	1:22.248	+ 0.192	9:12:31.788
5 -	1:23.704	+ 1.648	9:05:38.732	11 -	1:22.756	+ 0.700	9:13:54.544
6 -	1:22.254	+ 0.198	9:07:00.986				

Weather / Track : Cloudy / Dry

# MSA 250cc Long Circuit Kart Championship

## QUALIFYING - RACE 1 - LAP ANALYSIS

<b>26</b>	<b>Paul FOWLER</b>		Anderson / Honda				
1 -	1:55.887	+ 24.936	9:00:14.965	6 -	1:39.467	+ 8.516	9:08:51.112
2 -	1:45.738	+ 14.787	9:02:00.703	7 -	<b>1:30.951</b>		<b>9:10:22.063</b>
3 -	1:46.119	+ 15.168	9:03:46.822	8 -	1:43.356	+ 12.405	9:12:05.419
4 -	1:42.599	+ 11.648	9:05:29.421	9 -	1:50.274	+ 19.323	9:13:55.693
5 -	1:42.224	+ 11.273	9:07:11.645	10 -	1:40.824	+ 9.873	9:15:36.517
<b>31</b>	<b>Sam MOSS</b>		Anderson / Honda				
1 -	1:27.727	+ 4.128	8:59:31.507	3 -	1:25.763	+ 2.164	9:02:20.940
2 -	1:23.670	+ 0.071	9:00:55.177	4 -	<b>1:23.599</b>		<b>9:03:44.539</b>
<b>35</b>	<b>Keith GLENISTER</b>		PVP / Honda				
1 -	<b>1:27.143</b>		<b>8:59:03.243</b>	4 -	1:33.019	+ 5.876	9:03:39.354
2 -	1:30.686	+ 3.543	9:00:33.929	5 -	1:31.984	+ 4.841	9:05:11.338
3 -	1:32.406	+ 5.263	9:02:06.335	6 -	1:30.368	+ 3.225	9:06:41.706
<b>36</b>	<b>Paul WALLEY</b>		Anderson / Honda				
1 -	1:41.714	+ 13.579	9:00:02.163	7 -	1:30.303	+ 2.168	9:09:25.376
2 -	1:39.812	+ 11.677	9:01:41.975	8 -	1:28.861	+ 0.726	9:10:54.237
3 -	1:37.871	+ 9.736	9:03:19.846	9 -	1:29.122	+ 0.987	9:12:23.359
4 -	1:32.947	+ 4.812	9:04:52.793	10 -	1:29.164	+ 1.029	9:13:52.523
5 -	1:31.416	+ 3.281	9:06:24.209	11 -	1:28.490	+ 0.355	9:15:21.013
6 -	1:30.864	+ 2.729	9:07:55.073	12 -	<b>1:28.135</b>		<b>9:16:49.148</b>
<b>39</b>	<b>Jon NEVILLE</b>		Anderson / Honda				
1 -	1:24.431	+ 4.760	9:00:43.254	6 -	<b>1:19.671</b>		<b>9:07:25.559</b>
2 -	1:20.606	+ 0.935	9:02:03.860	7 -	1:20.316	+ 0.645	9:08:45.875
3 -	1:19.810	+ 0.139	9:03:23.670	8 -	1:20.498	+ 0.827	9:10:06.373
4 -	1:21.840	+ 2.169	9:04:45.510	9 -	1:29.556	+ 9.885	9:11:35.929
5 -	1:20.378	+ 0.707	9:06:05.888				
<b>41</b>	<b>Craig FLEMING</b>		Anderson / Honda				
1 -	1:21.078	+ 2.297	8:58:38.248	5 -	1:19.003	+ 0.222	9:11:37.737
2 -	1:20.139	+ 1.358	8:59:58.387	6 -	<b>1:18.781</b>		<b>9:12:56.518</b>
3 -	1:19.516	+ 0.735	9:01:17.903	7 -	1:18.834	+ 0.053	9:14:15.352
4 -	9:00.831	+ 7:42.050	9:10:18.734	8 -	1:20.816	+ 2.035	9:15:36.168
<b>43</b>	<b>Daniel CLARKE</b>		Anderson / Honda				
1 -	1:28.374	+ 7.398	8:59:12.565	3 -	<b>1:20.976</b>		<b>9:01:57.945</b>
2 -	1:24.404	+ 3.428	9:00:36.969	4 -	1:21.771	+ 0.795	9:03:19.716
<b>46</b>	<b>Charlie JOHNSON</b>		Anderson / Honda				
1 -	1:38.506	+ 12.388	8:59:32.633	5 -	1:28.095	+ 1.977	9:05:30.280
2 -	1:30.879	+ 4.761	9:01:03.512	6 -	1:26.806	+ 0.688	9:06:57.086
3 -	1:29.413	+ 3.295	9:02:32.925	7 -	<b>1:26.118</b>		<b>9:08:23.204</b>
4 -	1:29.260	+ 3.142	9:04:02.185				
<b>52</b>	<b>Steve BURTON</b>		Anderson / Honda				
1 -	1:39.991	+ 7.445	8:59:31.485	6 -	1:33.396	+ 0.850	9:07:24.127
2 -	1:37.905	+ 5.359	9:01:09.390	7 -	1:34.674	+ 2.128	9:08:58.801
3 -	1:36.126	+ 3.580	9:02:45.516	8 -	1:32.815	+ 0.269	9:10:31.616
4 -	<b>1:32.546</b>		<b>9:04:18.062</b>	9 -	1:33.131	+ 0.585	9:12:04.747
5 -	1:32.669	+ 0.123	9:05:50.731	10 -	1:32.633	+ 0.087	9:13:37.380
<b>58</b>	<b>Keith TUCKLEY</b>		Anderson / Honda				
1 -	1:39.156	+ 15.374	9:01:37.941	5 -	1:24.256	+ 0.474	9:07:15.941
2 -	1:25.261	+ 1.479	9:03:03.202	6 -	1:24.026	+ 0.244	9:08:39.967
3 -	1:24.701	+ 0.919	9:04:27.903	7 -	1:24.249	+ 0.467	9:10:04.216
4 -	<b>1:23.782</b>		<b>9:05:51.685</b>	8 -	1:24.358	+ 0.576	9:11:28.574
<b>62</b>	<b>Nigel CHARMAN</b>		Anderson / Honda				
1 -	<b>1:36.138</b>		<b>8:59:58.639</b>				

Thruxton  
Circuit Length = 2.3560 miles  
Start: 08:55 End: 09:17

Weather / Track : Cloudy / Dry

# MSA 250cc Long Circuit Kart Championship

## QUALIFYING - RACE 1 - LAP ANALYSIS

<b>64</b>	<b>Tony LONG</b>		Raider / Honda				
1 -	1:42.861	+ 14.168	9:00:05.458	6 -	1:31.558	+ 2.865	9:07:55.610
2 -	1:37.495	+ 8.802	9:01:42.953	7 -	<b>1:28.693</b>		<b>9:09:24.303</b>
3 -	1:35.152	+ 6.459	9:03:18.105	8 -	1:29.554	+ 0.861	9:10:53.857
4 -	1:34.349	+ 5.656	9:04:52.454	9 -	1:32.775	+ 4.082	9:12:26.632
5 -	1:31.598	+ 2.905	9:06:24.052				
<b>72</b>	<b>Richard DEWART</b>		Anderson / Honda				
1 -	1:34.137	+ 9.991	8:59:01.366	5 -	1:26.867	+ 2.721	9:09:01.707
2 -	1:26.803	+ 2.657	9:00:28.169	6 -	1:25.618	+ 1.472	9:10:27.325
3 -	5:42.525	+ 4:18.379	9:06:10.694	7 -	1:26.246	+ 2.100	9:11:53.571
4 -	<b>1:24.146</b>		<b>9:07:34.840</b>				
<b>73</b>	<b>Martin GOODLIFFE</b>		Raider / Honda				
1 -	1:44.598	+ 14.146	9:00:01.745	6 -	1:31.035	+ 0.583	9:07:54.387
2 -	1:39.973	+ 9.521	9:01:41.718	7 -	1:30.586	+ 0.134	9:09:24.973
3 -	1:35.380	+ 4.928	9:03:17.098	8 -	<b>1:30.452</b>		<b>9:10:55.425</b>
4 -	1:34.243	+ 3.791	9:04:51.341	9 -	1:30.567	+ 0.115	9:12:25.992
5 -	1:32.011	+ 1.559	9:06:23.352				
<b>77</b>	<b>Lee THORNTON</b>		Raider / Honda				
1 -	1:39.620	+ 12.076	8:59:47.562	7 -	1:29.977	+ 2.433	9:08:58.807
2 -	1:31.295	+ 3.751	9:01:18.857	8 -	1:29.245	+ 1.701	9:10:28.052
3 -	1:43.509	+ 15.965	9:03:02.366	9 -	1:28.254	+ 0.710	9:11:56.306
4 -	1:28.853	+ 1.309	9:04:31.219	10 -	1:27.920	+ 0.376	9:13:24.226
5 -	1:29.101	+ 1.557	9:06:00.320	11 -	<b>1:27.544</b>		<b>9:14:51.770</b>
6 -	1:28.510	+ 0.966	9:07:28.830	12 -	1:28.097	+ 0.553	9:16:19.867
<b>86</b>	<b>Lionel SIFLEET</b>		Anderson / Honda				
1 -	<b>1:54.262</b>		<b>9:00:19.655</b>				
<b>89</b>	<b>Andy GRIMM</b>		Jade / Honda				
1 -	1:30.897	+ 8.714	8:59:48.603	8 -	<b>1:22.183</b>		<b>9:09:47.040</b>
2 -	1:30.536	+ 8.353	9:01:19.139	9 -	1:23.358	+ 1.175	9:11:10.398
3 -	1:28.630	+ 6.447	9:02:47.769	10 -	1:23.846	+ 1.663	9:12:34.244
4 -	1:26.066	+ 3.883	9:04:13.835	11 -	1:24.737	+ 2.554	9:13:58.981
5 -	1:26.094	+ 3.911	9:05:39.929	12 -	1:23.219	+ 1.036	9:15:22.200
6 -	1:22.233	+ 0.050	9:07:02.162	13 -	1:25.264	+ 3.081	9:16:47.464
7 -	1:22.695	+ 0.512	9:08:24.857				
<b>92</b>	<b>Mark VAUGHAN</b>		Anderson / Honda				
1 -	1:51.849	+ 28.009	9:01:23.427	6 -	1:25.624	+ 1.784	9:08:40.487
2 -	1:32.872	+ 9.032	9:02:56.299	7 -	1:24.105	+ 0.265	9:10:04.592
3 -	1:26.876	+ 3.036	9:04:23.175	8 -	1:24.576	+ 0.736	9:11:29.168
4 -	1:25.356	+ 1.516	9:05:48.531	9 -	1:24.027	+ 0.187	9:12:53.195
5 -	1:26.332	+ 2.492	9:07:14.863	10 -	<b>1:23.840</b>		<b>9:14:17.035</b>
<b>111</b>	<b>Paul PLATT</b>		PVP / Honda				
1 -	1:24.750	+ 5.086	9:01:47.558	6 -	1:22.935	+ 3.271	9:11:35.404
2 -	1:23.704	+ 4.040	9:03:11.262	7 -	1:21.867	+ 2.203	9:12:57.271
3 -	4:19.554	+ 2:59.890	9:07:30.816	8 -	1:19.956	+ 0.292	9:14:17.227
4 -	1:20.367	+ 0.703	9:08:51.183	9 -	<b>1:19.664</b>		<b>9:15:36.891</b>
5 -	1:21.286	+ 1.622	9:10:12.469				
<b>119</b>	<b>Jon PLASKITT</b>		Anderson / Honda				
1 -	1:30.804	+ 7.158	8:59:34.514	5 -	1:28.072	+ 4.426	9:05:31.081
2 -	1:29.466	+ 5.820	9:01:03.980	6 -	1:26.206	+ 2.560	9:06:57.287
3 -	1:32.692	+ 9.046	9:02:36.672	7 -	1:29.011	+ 5.365	9:08:26.298
4 -	1:26.337	+ 2.691	9:04:03.009	8 -	<b>1:23.646</b>		<b>9:09:49.944</b>
<b>135</b>	<b>Eddie KOOIKER</b>		Anderson / Honda				
1 -	1:40.138	+ 4.319	8:59:23.712	2 -	<b>1:35.819</b>		<b>9:00:59.531</b>

Thruxton  
Circuit Length = 2.3560 miles  
Start: 08:55 End: 09:17


Weather / Track : Cloudy / Dry

**MSA 250cc Long Circuit Kart Championship  
 QUALIFYING - RACE 1 - LAP ANALYSIS**

<b>177</b>	<b>Andrew CLARKE</b>		Anderson / Rotax				
1 -	1:35.073	+ 11.710	8:59:45.210	5 -	1:25.422	+ 2.059	9:08:30.786
2 -	4:17.297	+ 2:53.934	9:04:02.507	6 -	<b>1:23.363</b>		<b>9:09:54.149</b>
3 -	1:26.914	+ 3.551	9:05:29.421	7 -	1:23.776	+ 0.413	9:11:17.925
4 -	1:35.943	+ 12.580	9:07:05.364	8 -	4:43.185	+ 3:19.822	9:16:01.110

# MSA 250cc Long Circuit Kart Championship

## RACE 1 - GRID

ROW 17	1:27.022 4 Louise COLIN	1:31.623 6 Matt CLARKE
ROW 16	1:54.262 86 Lionel SIFLEET	10 Roy BENNETT
ROW 15	1:35.819 135 Eddie KOOIKER	1:36.138 62 Nigel CHARMAN
ROW 14	1:32.546 52 Steve BURTON	1:35.385 12 Richard SANDERS
ROW 13	1:30.452 73 Martin GOODLIFFE	1:30.951 26 Paul FOWLER
ROW 12	1:28.135 36 Paul WALLEY	1:28.693 64 Tony LONG
ROW 11	1:27.143 35 Keith GLENISTER	1:27.544 77 Lee THORNTON
ROW 10	1:24.966 20 Toby DAVIS	1:26.118 46 Charlie JOHNSON
ROW 9	1:23.840 92 Mark VAUGHAN	1:24.146 72 Richard DEWART
ROW 8	1:23.646 119 Jon PLASKITT	1:23.782 58 Keith TUCKLEY
ROW 7	1:23.415 9 Matthew BETT	1:23.599 31 Sam MOSS
ROW 6	1:22.183 89 Andy GRIMM	1:23.363 177 Andrew CLARKE
ROW 5	1:20.976 43 Daniel CLARKE	1:22.056 24 Darran SMITH
ROW 4	1:20.064 1 Jason DREDGE	1:20.116 2 Don KENNEDY
ROW 3	1:19.671 39 Jon NEVILLE	1:19.687 3 James O'REILLY
ROW 2	1:19.428 22 James TUCKER	1:19.664 111 Paul PLATT
ROW 1	1:18.781 41 Craig FLEMING	1:19.038 0 Gavin BENNETT
<b>Pole</b>		
		

Thruxton  
Circuit Length = 2.3560 miles

**These results are provisional until the conclusion of any judicial and technical matters.**

Clerk of Course :		Timekeeper :

# Track & Race Pre 93 Touring Car Championship

## QUALIFYING - RACE 2 - CLASSIFICATION

POS	NO	CL	NAME	ENTRY	TIME	ON	LAPS	GAP	DIFF	MPH
1	46	B	David HICKTON	Ford Capri	1:31.955	9	9			92.23
2	74	B	Anthony WRIGHT	Rover Tomcat	1:32.024	2	2	0.069	0.069	92.16
3	3	B	Mark OSBORNE	Mitsubishi Starion	1:32.181	4	7	0.226	0.157	92.00
4	8	B	Anthony GORMAN	BMW M3	1:32.981	7	9	1.026	0.800	91.21
5	14	B	Malcolm WISE	Ford Sapphire Cosworth	1:33.041	3	3	1.086	0.060	91.15
6	45	A	Len SIMPSON	Volkswagen Vento	1:33.393	5	8	1.438	0.352	90.81
7	40	B	Steve MOORE	Saab 9000 Turbo	1:33.675	9	9	1.720	0.282	90.54
8	61	A	Brian JORDAN	BMW 635	1:33.724	8	9	1.769	0.049	90.49
9	21	C	Ryan GORMAN	BMW E30	1:34.640	8	8	2.685	0.916	89.61
10	55	A	David HOWARD	Jaguar XJ12	1:36.015	4	5	4.060	1.375	88.33
11	51	G	Michael DUGDALE	BMW e30 320	1:36.758	7	8	4.803	0.743	87.65
12	82	B	Craig JAMIESON	Ford Sierra RS Cosworth	1:36.852	1	4	4.897	0.094	87.57
13	54	B	Alan ROPER	Rover SDi Vitesse	1:37.479	8	8	5.524	0.627	87.00
14	75	D	Peter SMART	Alfa Romeo Twinspark	1:38.885	6	8	6.930	1.406	85.77
15	30	<UN	Nigel OLIVE-JONES	BMW 320i	1:39.725	6	6	7.770	0.840	85.04
16	93	D	Dean RAYMOND	Vauxhall Astra GTE	1:40.677	7	7	8.722	0.952	84.24
17	23	G	Brian DALY	BMW E30 318	1:41.165	4	6	9.210	0.488	83.83
18	4	B	Tim SCOTT ANDREWS	Rover Vitesse	1:42.516	4	4	10.561	1.351	82.73
19	41	D	Richard IBRAHIM	Alfa Romeo 33	1:42.698	6	7	10.743	0.182	82.58
20	90	C	Glynn ALLEN	BMW M3 E30	1:46.464	5	6	14.509	3.766	79.66

**CAR 40 - TRANSPONDER NOT WORKING FIX OR YOU WILL BE IGNORED IN THE RACE**

Weather / Track : Cloudy / Dry

These results are provisional until the conclusion of any judicial and technical matters.

Thruxton  
Circuit Length = 2.3560 miles  
Start: 10:45 End: 11:02

Clerk of Course :	Timekeeper :
-------------------	--------------

# Track & Race Pre 93 Touring Car Championship

## QUALIFYING - RACE 2 - LAP ANALYSIS

<b>3</b>	<b>Mark OSBORNE</b>		Mitsubishi Starion				
1 -	1:36.276	+ 4.095	10:52:34.690	5 -	1:33.593	+ 1.412	10:58:49.159
2 -	1:35.461	+ 3.280	10:54:10.151	6 -	1:33.405	+ 1.224	11:00:22.564
3 -	1:33.234	+ 1.053	10:55:43.385	7 -	1:34.095	+ 1.914	11:01:56.659
4 -	<b>1:32.181</b>		<b>10:57:15.566</b>				
<b>4</b>	<b>Tim SCOTT ANDREWS</b>		Rover Vitesse				
1 -	2:12.070	+ 29.554	10:54:57.880	3 -	1:53.197	+ 10.681	10:58:54.028
2 -	2:02.951	+ 20.435	10:57:00.831	4 -	<b>1:42.516</b>		<b>11:00:36.544</b>
<b>8</b>	<b>Anthony GORMAN</b>		BMW M3				
1 -	1:35.739	+ 2.758	10:48:59.168	6 -	1:32.988	+ 0.007	10:56:49.586
2 -	1:35.557	+ 2.576	10:50:34.725	7 -	<b>1:32.981</b>		<b>10:58:22.567</b>
3 -	1:35.223	+ 2.242	10:52:09.948	8 -	1:33.245	+ 0.264	10:59:55.812
4 -	1:33.571	+ 0.590	10:53:43.519	9 -	1:33.403	+ 0.422	11:01:29.215
5 -	1:33.079	+ 0.098	10:55:16.598				
<b>14</b>	<b>Malcolm WISE</b>		Ford Sapphire Cosworth				
1 -	1:34.619	+ 1.578	10:53:50.850	3 -	<b>1:33.041</b>		<b>10:56:57.286</b>
2 -	1:33.395	+ 0.354	10:55:24.245				
<b>21</b>	<b>Ryan GORMAN</b>		BMW E30				
1 -	1:40.297	+ 5.657	10:50:03.813	5 -	1:37.778	+ 3.138	10:56:47.865
2 -	1:40.301	+ 5.661	10:51:44.114	6 -	1:37.513	+ 2.873	10:58:25.378
3 -	1:40.077	+ 5.437	10:53:24.191	7 -	1:35.626	+ 0.986	11:00:01.004
4 -	1:45.896	+ 11.256	10:55:10.087	8 -	<b>1:34.640</b>		<b>11:01:35.644</b>
<b>23</b>	<b>Brian DALY</b>		BMW E30 318				
1 -	1:49.151	+ 7.986	10:52:27.383	4 -	<b>1:41.165</b>		<b>10:57:33.873</b>
2 -	1:42.220	+ 1.055	10:54:09.603	5 -	1:41.744	+ 0.579	10:59:15.617
3 -	1:43.105	+ 1.940	10:55:52.708	6 -	1:41.696	+ 0.531	11:00:57.313
<b>30</b>	????????????????/		????????????????/				
1 -	1:44.435	+ 4.710	10:52:05.745	4 -	1:41.438	+ 1.713	10:57:11.811
2 -	1:43.561	+ 3.836	10:53:49.306	5 -	1:41.320	+ 1.595	10:58:53.131
3 -	1:41.067	+ 1.342	10:55:30.373	6 -	<b>1:39.725</b>		<b>11:00:32.856</b>
<b>40</b>	<b>Steve MOORE</b>		Saab 9000 Turbo				
1 -	1:35.420	+ 1.745	10:49:09.428	6 -	1:37.644	+ 3.969	10:57:02.695
2 -	1:34.011	+ 0.336	10:50:43.439	7 -	1:33.932	+ 0.257	10:58:36.627
3 -	1:34.034	+ 0.359	10:52:17.473	8 -	1:34.133	+ 0.458	11:00:10.760
4 -	1:33.895	+ 0.220	10:53:51.368	9 -	<b>1:33.675</b>		<b>11:01:44.435</b>
5 -	1:33.683	+ 0.008	10:55:25.051				
<b>41</b>	<b>Richard IBRAHIM</b>		Alfa Romeo 33				
1 -	1:57.796	+ 15.098	10:50:29.002	5 -	1:44.730	+ 2.032	10:57:41.979
2 -	1:53.194	+ 10.496	10:52:22.196	6 -	<b>1:42.698</b>		<b>10:59:24.677</b>
3 -	1:48.463	+ 5.765	10:54:10.659	7 -	1:43.164	+ 0.466	11:01:07.841
4 -	1:46.590	+ 3.892	10:55:57.249				
<b>45</b>	<b>Len SIMPSON</b>		Volkswagen Vento				
1 -	1:39.070	+ 5.677	10:49:59.396	5 -	<b>1:33.393</b>		<b>10:56:18.291</b>
2 -	1:35.454	+ 2.061	10:51:34.850	6 -	1:34.398	+ 1.005	10:57:52.689
3 -	1:34.615	+ 1.222	10:53:09.465	7 -	1:36.471	+ 3.078	10:59:29.160
4 -	1:35.433	+ 2.040	10:54:44.898	8 -	1:34.275	+ 0.882	11:01:03.435
<b>46</b>	<b>David HICKTON</b>		Ford Capri				
1 -	1:35.708	+ 3.753	10:49:04.601	6 -	1:33.071	+ 1.116	10:56:53.850
2 -	1:33.741	+ 1.786	10:50:38.342	7 -	1:32.998	+ 1.043	10:58:26.848
3 -	1:35.675	+ 3.720	10:52:14.017	8 -	1:32.837	+ 0.882	10:59:59.685
4 -	1:33.583	+ 1.628	10:53:47.600	9 -	<b>1:31.955</b>		<b>11:01:31.640</b>
5 -	1:33.179	+ 1.224	10:55:20.779				

CAR 40 - TRANSPONDER NOT WORKING FIX OR YOU WILL BE IGNORED IN THE RACE

Weather / Track : Cloudy / Dry

**Track & Race Pre 93 Touring Car Championship**  
**QUALIFYING - RACE 2 - LAP ANALYSIS**


<b>51</b>	<b>Michael DUGDALE</b>		<b>BMW e30 320</b>				
1 -	1:43.409	+ 6.651	10:49:06.202	5 -	1:36.882	+ 0.124	10:55:41.790
2 -	1:39.082	+ 2.324	10:50:45.284	6 -	1:36.790	+ 0.032	10:57:18.580
3 -	1:40.626	+ 3.868	10:52:25.910	7 -	<b>1:36.758</b>		<b>10:58:55.338</b>
4 -	1:38.998	+ 2.240	10:54:04.908	8 -	1:38.326	+ 1.568	11:00:33.664
<b>54</b>	<b>Alan ROPER</b>		<b>Rover SDi Vitesse</b>				
1 -	1:40.857	+ 3.378	10:49:42.859	5 -	1:38.624	+ 1.145	10:56:25.245
2 -	1:39.174	+ 1.695	10:51:22.033	6 -	1:38.502	+ 1.023	10:58:03.747
3 -	1:42.706	+ 5.227	10:53:04.739	7 -	1:38.279	+ 0.800	10:59:42.026
4 -	1:41.882	+ 4.403	10:54:46.621	8 -	<b>1:37.479</b>		<b>11:01:19.505</b>
<b>55</b>	<b>David HOWARD</b>		<b>Jaguar XJ12</b>				
1 -	1:37.809	+ 1.794	10:49:24.471	4 -	<b>1:36.015</b>		<b>10:54:15.534</b>
2 -	1:38.152	+ 2.137	10:51:02.623	5 -	1:37.028	+ 1.013	10:55:52.562
3 -	1:36.896	+ 0.881	10:52:39.519				
<b>61</b>	<b>Brian JORDAN</b>		<b>BMW 635</b>				
1 -	1:38.725	+ 5.001	10:49:09.549	6 -	1:35.789	+ 2.065	10:57:13.583
2 -	1:37.116	+ 3.392	10:50:46.665	7 -	1:37.114	+ 3.390	10:58:50.697
3 -	1:39.215	+ 5.491	10:52:25.880	8 -	<b>1:33.724</b>		<b>11:00:24.421</b>
4 -	1:37.090	+ 3.366	10:54:02.970	9 -	1:35.427	+ 1.703	11:01:59.848
5 -	1:34.824	+ 1.100	10:55:37.794				
<b>74</b>	<b>Anthony WRIGHT</b>		<b>Rover Tomcat</b>				
1 -	1:33.626	+ 1.602	10:59:40.635	2 -	<b>1:32.024</b>		<b>11:01:12.659</b>
<b>75</b>	<b>Peter SMART</b>		<b>Alfa Romeo Twinspark</b>				
1 -	1:41.908	+ 3.023	10:50:02.717	5 -	1:39.017	+ 0.132	10:56:42.638
2 -	1:40.864	+ 1.979	10:51:43.581	6 -	<b>1:38.885</b>		<b>10:58:21.523</b>
3 -	1:40.304	+ 1.419	10:53:23.885	7 -	1:41.387	+ 2.502	11:00:02.910
4 -	1:39.736	+ 0.851	10:55:03.621	8 -	1:39.877	+ 0.992	11:01:42.787
<b>82</b>	<b>Craig JAMIESON</b>		<b>Ford Sierra RS Cosworth</b>				
1 -	<b>1:36.852</b>		<b>10:50:39.710</b>	3 -	1:38.758	+ 1.906	10:53:56.995
2 -	1:38.527	+ 1.675	10:52:18.237	4 -	1:40.797	+ 3.945	10:55:37.792
<b>90</b>	<b>Glynn ALLEN</b>		<b>BMW M3 E30</b>				
1 -	1:52.465	+ 6.001	10:53:06.010	4 -	1:48.105	+ 1.641	10:58:33.105
2 -	1:48.654	+ 2.190	10:54:54.664	5 -	<b>1:46.464</b>		<b>11:00:19.569</b>
3 -	1:50.336	+ 3.872	10:56:45.000	6 -	1:46.669	+ 0.205	11:02:06.238
<b>93</b>	<b>Dean RAYMOND</b>		<b>Vauxhall Astra GTE</b>				
1 -	1:56.455	+ 15.778	10:50:35.136	5 -	1:44.620	+ 3.943	10:57:51.308
2 -	1:57.916	+ 17.239	10:52:33.052	6 -	1:43.290	+ 2.613	10:59:34.598
3 -	1:46.579	+ 5.902	10:54:19.631	7 -	<b>1:40.677</b>		<b>11:01:15.275</b>
4 -	1:47.057	+ 6.380	10:56:06.688				

CAR 40 - TRANSPONDER NOT WORKING FIX OR YOU WILL BE IGNORED IN THE RACE

Weather / Track : Cloudy / Dry

# Track & Race Pre 93 Touring Car Championship

## RACE 2 - GRID - AMENDED

ROW 11	26	Allan WEYMAN		
ROW 10		1:42.698	41	Richard IBRAHIM
				1:46.464
			90	Glynn ALLEN
ROW 9	1:41.165	23	Brian DALY	1:42.516
			4	Tim SCOTT ANDREWS
ROW 8		1:39.725	30	Nigel OLIVE-JONES
				1:40.677
			93	Dean RAYMOND
ROW 7	1:37.479	54	Alan ROPER	1:38.885
			75	Peter SMART
ROW 6		1:36.758	51	Michael DUGDALE
				1:36.852
			82	Craig JAMIESON
ROW 5	1:34.640	21	Ryan GORMAN	1:36.015
			55	David HOWARD
ROW 4		1:33.675	40	Steve MOORE
				1:33.724
			61	Brian JORDAN
ROW 3	1:33.041	14	Malcolm WISE	1:33.393
			45	Len SIMPSON
ROW 2		1:32.181	3	Mark OSBORNE
				1:32.981
			8	Anthony GORMAN
ROW 1	1:31.955	46	David HICKTON	1:32.024
			74	Anthony WRIGHT
<b>Pole</b>				
				

Car 26 allowed to start

Thruxton

Circuit Length = 2.3560 miles

**These results are provisional until the conclusion of any judicial and technical matters.**

Clerk of Course :

Timekeeper :

**Autoglym Post Historic Touring Cars i.a.w. Dunlop  
QUALIFYING - RACE 4 - CLASSIFICATION**

POS	NO	CL	NAME	ENTRY	TIME	ON	LAPS	GAP	DIFF	MPH
1	1	C	<b>Stephen PRIMETT</b>	Ford Escort	<b>1:33.031</b>	9	9			91.16
2	55	A	<b>David HOWARD</b>	Jaguar XJ12	<b>1:34.575</b>	8	8	<b>1.544</b>	1.544	89.68
3	49	C	<b>Mark OSBORNE</b>	Mitsubishi Starion	<b>1:35.613</b>	5	8	<b>2.582</b>	1.038	88.70
4	14	C	<b>Tony CRUDGINGTON</b>	Triumph Dolomite	<b>1:35.950</b>	7	8	<b>2.919</b>	0.337	88.39
5	2	A	<b>Jason CHRISTIE</b>	Ford Escort RS2000	<b>1:36.876</b>	4	8	<b>3.845</b>	0.926	87.55
6	95	C	<b>Len ALLGOOD</b>	Ford Escort MK1	<b>1:40.303</b>	8	8	<b>7.272</b>	3.427	84.55
7	39	D	<b>Phil WALLER</b>	Hillman Avenger GT	<b>1:43.634</b>	5	8	<b>10.603</b>	3.331	81.84
8	12	D	<b>Tony CRATES</b>	Ford Cortina Lotus Mk 2	<b>1:44.806</b>	5	6	<b>11.775</b>	1.172	80.92
9	57	C	<b>David HALL</b>	Ford Lotus Cortina	<b>1:51.035</b>	3	5	<b>18.004</b>	6.229	76.38
10	3	A	<b>James CHRISTIE</b>	Hillman Avenger	<b>1:53.126</b>	1	1	<b>20.095</b>	2.091	74.97

Weather / Track : Cloudy / Dry

These results are provisional until the conclusion of any judicial and technical matters.

Thruxton  
Circuit Length = 2.3560 miles  
Start: 11:06 End: 11:23

Clerk of Course :

Timekeeper :


# Autoglym Post Historic Touring Cars i.a.w. Dunlop

## QUALIFYING - RACE 4 - LAP ANALYSIS

<b>1</b>	<b>Stephen PRIMETT</b>		<b>Ford Escort</b>				
1 -	1:35.604	+ 2.573	11:10:42.236	6 -	1:33.125	+ 0.094	11:18:29.847
2 -	1:33.233	+ 0.202	11:12:15.469	7 -	1:34.580	+ 1.549	11:20:04.427
3 -	1:34.699	+ 1.668	11:13:50.168	8 -	1:33.757	+ 0.726	11:21:38.184
4 -	1:33.515	+ 0.484	11:15:23.683	9 -	<b>1:33.031</b>		<b>11:23:11.215</b>
5 -	1:33.039	+ 0.008	11:16:56.722				
<b>2</b>	<b>Jason CHRISTIE</b>		<b>Ford Escort RS2000</b>				
1 -	1:40.301	+ 3.425	11:10:50.642	5 -	1:37.853	+ 0.977	11:17:19.802
2 -	1:37.338	+ 0.462	11:12:27.980	6 -	1:37.706	+ 0.830	11:18:57.508
3 -	1:37.093	+ 0.217	11:14:05.073	7 -	1:37.825	+ 0.949	11:20:35.333
4 -	<b>1:36.876</b>		<b>11:15:41.949</b>	8 -	1:37.555	+ 0.679	11:22:12.888
<b>3</b>	<b>James CHRISTIE</b>		<b>Hillman Avenger</b>				
1 -	<b>1:53.126</b>		<b>11:11:08.371</b>				
<b>12</b>	<b>Tony CRATES</b>		<b>Ford Cortina Lotus Mk 2</b>				
1 -	1:48.592	+ 3.786	11:10:38.389	4 -	1:44.809	+ 0.003	11:15:55.394
2 -	1:45.701	+ 0.895	11:12:24.090	5 -	<b>1:44.806</b>		<b>11:17:40.200</b>
3 -	1:46.495	+ 1.689	11:14:10.585	6 -	1:50.760	+ 5.954	11:19:30.960
<b>14</b>	<b>Tony CRUDGINGTON</b>		<b>Triumph Dolomite</b>				
1 -	2:01.628	+ 25.678	11:11:01.637	5 -	1:37.535	+ 1.585	11:18:19.310
2 -	1:57.580	+ 21.630	11:12:59.217	6 -	1:38.160	+ 2.210	11:19:57.470
3 -	1:57.371	+ 21.421	11:14:56.588	7 -	<b>1:35.950</b>		<b>11:21:33.420</b>
4 -	1:45.187	+ 9.237	11:16:41.775	8 -	1:36.146	+ 0.196	11:23:09.566
<b>39</b>	<b>Phil WALLER</b>		<b>Hillman Avenger GT</b>				
1 -	1:49.725	+ 6.091	11:10:51.275	5 -	<b>1:43.634</b>		<b>11:17:50.865</b>
2 -	1:44.425	+ 0.791	11:12:35.700	6 -	1:43.687	+ 0.053	11:19:34.552
3 -	1:47.229	+ 3.595	11:14:22.929	7 -	1:44.372	+ 0.738	11:21:18.924
4 -	1:44.302	+ 0.668	11:16:07.231	8 -	1:43.952	+ 0.318	11:23:02.876
<b>49</b>	<b>Mark OSBORNE</b>		<b>Mitsubishi Starion</b>				
1 -	1:38.071	+ 2.458	11:10:46.449	5 -	<b>1:35.613</b>		<b>11:17:11.282</b>
2 -	1:36.543	+ 0.930	11:12:22.992	6 -	1:36.649	+ 1.036	11:18:47.931
3 -	1:36.329	+ 0.716	11:13:59.321	7 -	1:35.777	+ 0.164	11:20:23.708
4 -	1:36.348	+ 0.735	11:15:35.669	8 -	1:37.567	+ 1.954	11:22:01.275
<b>55</b>	<b>David HOWARD</b>		<b>Jaguar XJ12</b>				
1 -	1:40.312	+ 5.737	11:11:59.045	5 -	1:35.928	+ 1.353	11:18:26.847
2 -	1:38.348	+ 3.773	11:13:37.393	6 -	1:37.889	+ 3.314	11:20:04.736
3 -	1:37.475	+ 2.900	11:15:14.868	7 -	1:35.424	+ 0.849	11:21:40.160
4 -	1:36.051	+ 1.476	11:16:50.919	8 -	<b>1:34.575</b>		<b>11:23:14.735</b>
<b>57</b>	<b>David HALL</b>		<b>Ford Lotus Cortina</b>				
1 -	1:54.809	+ 3.774	11:11:19.708	4 -	1:55.407	+ 4.372	11:16:59.615
2 -	1:53.465	+ 2.430	11:13:13.173	5 -	1:57.991	+ 6.956	11:18:57.606
3 -	<b>1:51.035</b>		<b>11:15:04.208</b>				
<b>95</b>	<b>Len ALLGOOD</b>		<b>Ford Escort MK1</b>				
1 -	1:44.735	+ 4.432	11:10:40.765	5 -	1:41.049	+ 0.746	11:17:29.651
2 -	1:42.385	+ 2.082	11:12:23.150	6 -	1:40.458	+ 0.155	11:19:10.109
3 -	1:43.270	+ 2.967	11:14:06.420	7 -	1:41.481	+ 1.178	11:20:51.590
4 -	1:42.182	+ 1.879	11:15:48.602	8 -	<b>1:40.303</b>		<b>11:22:31.893</b>

Weather / Track : Cloudy / Dry

**Autoglym Post Historic Touring Cars i.a.w. Dunlop  
RACE 4 - GRID**

ROW 5	1:51.035 57 David HALL	1:53.126 3 James CHRISTIE
ROW 4	1:43.634 39 Phil WALLER	1:44.806 12 Tony CRATES
ROW 3	1:36.876 2 Jason CHRISTIE	1:40.303 95 Len ALLGOOD
ROW 2	1:35.613 49 Mark OSBORNE	1:35.950 14 Tony CRUDGINGTON
ROW 1	1:33.031 1 Stephen PRIMETT	1:34.575 55 David HOWARD
<b>Pole</b>		
		

Thrupton  
Circuit Length = 2.3560 miles

**These results are provisional until the conclusion of any judicial and technical matters.**

Clerk of Course :		Timekeeper :
-------------------	--	--------------

# Power Torque Morgan Challenge

## QUALIFYING - RACE 3 - CLASSIFICATION

POS	NO	CL	NAME	ENTRY	TIME	ON	LAPS	GAP	DIFF	MPH
1	29	A	Keith AHLERS	Morgan Plus 8	1:26.463	2	3			98.09
2	66	B	Andrew THOMPSON	Morgan Roadster	1:30.363	5	6	3.900	3.900	93.86
3	85	B	Andy GREEN	Morgan Plus 8	1:31.353	8	8	4.890	0.990	92.84
4	13	B	Chris ACKLAM	Morgan Plus 8	1:31.651	5	9	5.188	0.298	92.54
5	69	A	Phil HOLLINS	Morgan Plus 8	1:31.783	8	8	5.320	0.132	92.40
6	41	B	Robin PEARCE	Morgan Plus 8	1:31.793	8	8	5.330	0.010	92.39
7	87	B	Tony LEES	Morgan Plus 8	1:32.197	5	9	5.734	0.404	91.99
8	96	B	Peter HENRY	Morgan Plus 8	1:32.249	5	9	5.786	0.052	91.94
9	90	R	Tony RIVERS	Morgan Roadster	1:33.802	6	8	7.339	1.553	90.41
10	71	R	Kelvin LAIDLAW	Morgan Roadster Lightweight	1:34.010	4	8	7.547	0.208	90.21
11	30	R	Daniel LEE	Morgsn Roadster	1:34.035	5	8	7.572	0.025	90.19
12	89	B	John EMERSON	Morgan Roadster Lightweight	1:35.715	5	8	9.252	1.680	88.61
13	4	C	Jonathan EDWARDS	Morgan Plus 8	1:36.461	5	7	9.998	0.746	87.92
14	6	R	Simon OREBI GANN	Morgan Roadster Lightweight	1:37.551	7	8	11.088	1.090	86.94
15	14	C	Tim CLARK	Morgan Plus 8	1:39.440	6	8	12.977	1.889	85.29
16	78	R	Roger WHITESIDE	Morgan Roadster Lightweight	1:39.611	8	8	13.148	0.171	85.14
17	17	D	Jack BELLINGER	Morgan Plus 8	1:40.332	3	7	13.869	0.721	84.53
18	5	C	Philip TISDALL	Morgan Plus 8	1:40.447	3	8	13.984	0.115	84.43
19	75	R	Andrew POTTER	Morgan Roadster Lightweight	1:41.357	6	7	14.894	0.910	83.68
20	52	R	Peter TWINAM	Morgan Roadster Lightweight	1:45.933	7	7	19.470	4.576	80.06
21	11	E	David JAMES	Morgan 4	1:46.226	7	7	19.763	0.293	79.84
22	47	R	Peter RAFTER	Morgan Roadster Lightweight	2:04.310	4	6	37.847	18.084	68.22

**CAR 4 - TRANSPONDER NOT WORKING FIX OR YOU WILL BE IGNORED IN THE RACE**

Weather / Track : Cloudy / Dry

These results are provisional until the conclusion of any judicial and technical matters.

Thruxton  
Circuit Length = 2.3560 miles  
Start: 11:41 End: 11:58

Clerk of Course :		Timekeeper :
-------------------	--	--------------

# Power Torque Morgan Challenge

## QUALIFYING - RACE 3 - LAP ANALYSIS

<b>4</b>	<b>Jonathan EDWARDS</b>		<b>Morgan Plus 8</b>			
1 -	1:47.498	+ 11.037	11:45:42.807	5 -	<b>1:36.461</b>	<b>11:52:19.957</b>
2 -	1:42.032	+ 5.571	11:47:24.839	6 -	3:10.901	+ 1:34.440
3 -	1:40.278	+ 3.817	11:49:05.117	7 -	1:37.781	+ 1.320
4 -	1:38.379	+ 1.918	11:50:43.496			
<b>5</b>	<b>Philip TISDALL</b>		<b>Morgan Plus 8</b>			
1 -	1:51.247	+ 10.800	11:45:45.130	5 -	1:43.971	+ 3.524
2 -	1:42.230	+ 1.783	11:47:27.360	6 -	1:45.713	+ 5.266
3 -	<b>1:40.447</b>		<b>11:49:07.807</b>	7 -	1:40.663	+ 0.216
4 -	1:42.080	+ 1.633	11:50:49.887	8 -	1:41.540	+ 1.093
<b>6</b>	<b>Simon OREBI GANN</b>		<b>Morgan Roadster Lightweight</b>			
1 -	1:55.720	+ 18.169	11:45:38.567	5 -	1:38.241	+ 0.690
2 -	1:39.912	+ 2.361	11:47:18.479	6 -	1:37.898	+ 0.347
3 -	1:38.170	+ 0.619	11:48:56.649	7 -	<b>1:37.551</b>	
4 -	1:39.960	+ 2.409	11:50:36.609	8 -	1:38.701	+ 1.150
<b>11</b>	<b>David JAMES</b>		<b>Morgan 4</b>			
1 -	1:50.294	+ 4.068	11:45:50.787	5 -	1:49.835	+ 3.609
2 -	1:47.749	+ 1.523	11:47:38.536	6 -	1:49.425	+ 3.199
3 -	1:48.956	+ 2.730	11:49:27.492	7 -	<b>1:46.226</b>	
4 -	1:49.974	+ 3.748	11:51:17.466			
<b>13</b>	<b>Chris ACKLAM</b>		<b>Morgan Plus 8</b>			
1 -	1:36.491	+ 4.840	11:45:11.095	6 -	1:33.825	+ 2.174
2 -	1:34.062	+ 2.411	11:46:45.157	7 -	1:33.193	+ 1.542
3 -	1:35.054	+ 3.403	11:48:20.211	8 -	1:32.118	+ 0.467
4 -	1:33.386	+ 1.735	11:49:53.597	9 -	1:32.515	+ 0.864
5 -	<b>1:31.651</b>		<b>11:51:25.248</b>			
<b>14</b>	<b>Tim CLARK</b>		<b>Morgan Plus 8</b>			
1 -	1:50.572	+ 11.132	11:45:46.448	5 -	1:40.581	+ 1.141
2 -	1:48.221	+ 8.781	11:47:34.669	6 -	<b>1:39.440</b>	
3 -	1:43.763	+ 4.323	11:49:18.432	7 -	1:40.646	+ 1.206
4 -	1:39.943	+ 0.503	11:50:58.375	8 -	1:42.063	+ 2.623
<b>17</b>	<b>Jack BELLINGER</b>		<b>Morgan Plus 8</b>			
1 -	1:43.640	+ 3.308	11:45:33.338	5 -	2:04.193	+ 23.861
2 -	1:41.884	+ 1.552	11:47:15.222	6 -	2:07.472	+ 27.140
3 -	<b>1:40.332</b>		<b>11:48:55.554</b>	7 -	1:47.985	+ 7.653
4 -	1:51.246	+ 10.914	11:50:46.800			
<b>29</b>	<b>Keith AHLERS</b>		<b>Morgan Plus 8</b>			
1 -	1:28.584	+ 2.121	11:45:00.956	3 -	1:27.799	+ 1.336
2 -	<b>1:26.463</b>		<b>11:46:27.419</b>			
<b>30</b>	<b>Daniel LEE</b>		<b>Morgsn Roadster</b>			
1 -	1:48.753	+ 14.718	11:45:31.070	5 -	<b>1:34.035</b>	
2 -	1:38.015	+ 3.980	11:47:09.085	6 -	1:34.115	+ 0.080
3 -	1:36.519	+ 2.484	11:48:45.604	7 -	1:35.525	+ 1.490
4 -	1:36.672	+ 2.637	11:50:22.276	8 -	1:37.301	+ 3.266
<b>41</b>	<b>Robin PEARCE</b>		<b>Morgan Plus 8</b>			
1 -	1:42.543	+ 10.750	11:45:20.892	5 -	1:33.839	+ 2.046
2 -	1:39.515	+ 7.722	11:47:00.407	6 -	1:33.416	+ 1.623
3 -	1:36.816	+ 5.023	11:48:37.223	7 -	1:34.776	+ 2.983
4 -	1:35.316	+ 3.523	11:50:12.539	8 -	<b>1:31.793</b>	
<b>47</b>	<b>Peter RAFTER</b>		<b>Morgan Roadster Lightweight</b>			
1 -	2:08.794	+ 4.484	11:46:28.060	4 -	<b>2:04.310</b>	
2 -	2:09.986	+ 5.676	11:48:38.046	5 -	2:08.556	+ 4.246

CAR 4 - TRANSPONDER NOT WORKING FIX OR YOU WILL BE IGNORED IN THE RACE

Weather / Track : Cloudy / Dry

# Power Torque Morgan Challenge

## QUALIFYING - RACE 3 - LAP ANALYSIS

3 -	2:09.794	+ 5.484	11:50:47.840	6 -	2:07.963	+ 3.653	11:57:08.669
<b>52</b>	<b>Peter TWINAM</b>		<b>Morgan Roadster Lightweight</b>				
1 -	1:54.961	+ 9.028	11:45:44.942	5 -	1:48.156	+ 2.223	11:53:06.593
2 -	1:51.335	+ 5.402	11:47:36.277	6 -	1:48.494	+ 2.561	11:54:55.087
3 -	1:50.687	+ 4.754	11:49:26.964	7 -	<b>1:45.933</b>		<b>11:56:41.020</b>
4 -	1:51.473	+ 5.540	11:51:18.437				
<b>66</b>	<b>Andrew THOMPSON</b>		<b>Morgan Roadster</b>				
1 -	1:36.519	+ 6.156	11:45:26.893	4 -	1:32.036	+ 1.673	11:50:08.858
2 -	1:34.166	+ 3.803	11:47:01.059	5 -	<b>1:30.363</b>		<b>11:51:39.221</b>
3 -	1:35.763	+ 5.400	11:48:36.822	6 -	1:52.309	+ 21.946	11:53:31.530
<b>69</b>	<b>Phil HOLLINS</b>		<b>Morgan Plus 8</b>				
1 -	1:40.528	+ 8.745	11:45:26.376	5 -	1:33.986	+ 2.203	11:51:45.352
2 -	1:36.469	+ 4.686	11:47:02.845	6 -	1:33.945	+ 2.162	11:53:19.297
3 -	1:34.794	+ 3.011	11:48:37.639	7 -	1:33.557	+ 1.774	11:54:52.854
4 -	1:33.727	+ 1.944	11:50:11.366	8 -	<b>1:31.783</b>		<b>11:56:24.637</b>
<b>71</b>	<b>Kelvin LAIDLAW</b>		<b>Morgan Roadster Lightweight</b>				
1 -	1:40.181	+ 6.171	11:45:31.445	5 -	1:34.173	+ 0.163	11:51:52.259
2 -	1:36.029	+ 2.019	11:47:07.474	6 -	1:35.718	+ 1.708	11:53:27.977
3 -	1:36.602	+ 2.592	11:48:44.076	7 -	1:34.256	+ 0.246	11:55:02.233
4 -	<b>1:34.010</b>		<b>11:50:18.086</b>	8 -	1:36.576	+ 2.566	11:56:38.809
<b>75</b>	<b>Andrew POTTER</b>		<b>Morgan Roadster Lightweight</b>				
1 -	1:50.721	+ 9.364	11:45:47.323	5 -	1:42.415	+ 1.058	11:52:48.220
2 -	1:48.763	+ 7.406	11:47:36.086	6 -	<b>1:41.357</b>		<b>11:54:29.577</b>
3 -	1:44.933	+ 3.576	11:49:21.019	7 -	1:44.947	+ 3.590	11:56:14.524
4 -	1:44.786	+ 3.429	11:51:05.805				
<b>78</b>	<b>Roger WHITESIDE</b>		<b>Morgan Roadster Lightweight</b>				
1 -	1:50.774	+ 11.163	11:45:41.830	5 -	1:42.146	+ 2.535	11:52:36.598
2 -	1:44.649	+ 5.038	11:47:26.479	6 -	1:40.895	+ 1.284	11:54:17.493
3 -	1:43.964	+ 4.353	11:49:10.443	7 -	1:40.820	+ 1.209	11:55:58.313
4 -	1:44.009	+ 4.398	11:50:54.452	8 -	<b>1:39.611</b>		<b>11:57:37.924</b>
<b>85</b>	<b>Andy GREEN</b>		<b>Morgan Plus 8</b>				
1 -	1:38.789	+ 7.436	11:45:23.629	5 -	1:31.851	+ 0.498	11:51:35.581
2 -	1:35.786	+ 4.433	11:46:59.415	6 -	1:32.066	+ 0.713	11:53:07.647
3 -	1:32.237	+ 0.884	11:48:31.652	7 -	1:42.995	+ 11.642	11:54:50.642
4 -	1:32.078	+ 0.725	11:50:03.730	8 -	<b>1:31.353</b>		<b>11:56:21.995</b>
<b>87</b>	<b>Tony LEES</b>		<b>Morgan Plus 8</b>				
1 -	1:36.369	+ 4.172	11:45:10.044	6 -	1:34.446	+ 2.249	11:53:01.405
2 -	1:35.542	+ 3.345	11:46:45.586	7 -	1:34.915	+ 2.718	11:54:36.320
3 -	1:35.605	+ 3.408	11:48:21.191	8 -	1:33.647	+ 1.450	11:56:09.967
4 -	1:33.571	+ 1.374	11:49:54.762	9 -	1:32.621	+ 0.424	11:57:42.588
5 -	<b>1:32.197</b>		<b>11:51:26.959</b>				
<b>89</b>	<b>John EMERSON</b>		<b>Morgan Roadster Lightweight</b>				
1 -	1:40.999	+ 5.284	11:45:18.572	5 -	<b>1:35.715</b>		<b>11:51:51.738</b>
2 -	1:43.799	+ 8.084	11:47:02.371	6 -	1:37.221	+ 1.506	11:53:28.959
3 -	1:37.233	+ 1.518	11:48:39.604	7 -	1:36.410	+ 0.695	11:55:05.369
4 -	1:36.419	+ 0.704	11:50:16.023	8 -	1:37.241	+ 1.526	11:56:42.610
<b>90</b>	<b>Tony RIVERS</b>		<b>Morgan Roadster</b>				
1 -	1:41.383	+ 7.581	11:45:29.318	5 -	1:34.419	+ 0.617	11:51:55.857
2 -	1:37.667	+ 3.865	11:47:06.985	6 -	<b>1:33.802</b>		<b>11:53:29.659</b>
3 -	1:38.197	+ 4.395	11:48:45.182	7 -	1:34.747	+ 0.945	11:55:04.406
4 -	1:36.256	+ 2.454	11:50:21.438	8 -	1:36.656	+ 2.854	11:56:41.062

CAR 4 - TRANSPONDER NOT WORKING FIX OR YOU WILL BE IGNORED IN THE RACE

Weather / Track : Cloudy / Dry

**Power Torque Morgan Challenge**  
**QUALIFYING - RACE 3 - LAP ANALYSIS**

<b>96</b>	<b>Peter HENRY</b>		<b>Morgan Plus 8</b>				
1 -	1:35.902	+ 3.653	11:45:11.622	6 -	1:34.103	+ 1.854	11:53:01.689
2 -	1:34.515	+ 2.266	11:46:46.137	7 -	1:34.094	+ 1.845	11:54:35.783
3 -	1:35.797	+ 3.548	11:48:21.934	8 -	1:33.202	+ 0.953	11:56:08.985
4 -	1:33.403	+ 1.154	11:49:55.337	9 -	1:32.719	+ 0.470	11:57:41.704
5 -	<b>1:32.249</b>		<b>11:51:27.586</b>				

**CAR 4 - TRANSPONDER NOT WORKING FIX OR YOU WILL BE IGNORED IN THE RACE**

**Weather / Track : Cloudy / Dry**

# Power Torque Morgan Challenge

## RACE 3 - GRID

ROW 11	1:46.226 11 David JAMES	2:04.310 47 Peter RAFTER
ROW 10	1:41.357 75 Andrew POTTER	1:45.933 52 Peter TWINAM
ROW 9	1:40.332 17 Jack BELLINGER	1:40.447 5 Philip TISDALL
ROW 8	1:39.440 14 Tim CLARK	1:39.611 78 Roger WHITESIDE
ROW 7	1:36.461 4 Jonathan EDWARDS	1:37.551 6 Simon OREBI GANN
ROW 6	1:34.035 30 Daniel LEE	1:35.715 89 John EMERSON
ROW 5	1:33.802 90 Tony RIVERS	1:34.010 71 Kelvin LAIDLAW
ROW 4	1:32.197 87 Tony LEES	1:32.249 96 Peter HENRY
ROW 3	1:31.783 69 Phil HOLLINS	1:31.793 41 Robin PEARCE
ROW 2	1:31.353 85 Andy GREEN	1:31.651 13 Chris ACKLAM
ROW 1	1:26.463 29 Keith AHLERS	1:30.363 66 Andrew THOMPSON

**Pole**

Thrupton  
Circuit Length = 2.3560 miles

**These results are provisional until the conclusion of any judicial and technical matters.**

Clerk of Course :

Timekeeper :

**Impressions Classic Thunder / Blue Oval Saloon Series**  
**QUALIFYING - RACE 6 - CLASSIFICATION**

POS	NO	CL	NAME	ENTRY	TIME	ON	LAPS	GAP	DIFF	MPH
1	74	B	Neil PHILPOTTS	Mitsubishi Starion	1:26.063	5	5			98.55
2	51	F	Gareth PORTER	Peugeot 205 GTi	1:26.627	6	9	0.564	0.564	97.90
3	23	1	Craig RAINER	Ford Escort MK II	1:26.759	6	8	0.696	0.132	97.76
4	50	B	Jody HALSE	BMW 635	1:27.480	6	8	1.417	0.721	96.95
5	47	A2	Piers GRANGE	Ford Sierra XR8	1:27.828	6	9	1.765	0.348	96.57
6	71	B	Andy DAVIES	BMW M3	1:28.093	9	9	2.030	0.265	96.27
7	24	C	Andy WILLIAMS	Ford Sierra Sapphire	1:29.907	6	8	3.844	1.814	94.33
8	5	A2	Mark FOWLER	Chevrolet Camaro	1:31.166	4	7	5.103	1.259	93.03
9	96	A2	Brian O'CONNOR	Ford Sierra Sapphire Cosworth	1:31.532	5	8	5.469	0.366	92.66
10	28	B	Allan DAVIES	BMW M3	1:31.580	8	8	5.517	0.048	92.61
11	99	B	Andrew WILSON	Toyota Starlet	1:31.795	6	8	5.732	0.215	92.39
12	1	E	Chris LESTER	Ford XR2	1:33.438	7	8	7.375	1.643	90.77
13	42	1	Jeffrey WINDSOR	Ford Sierra RS Cosworth	1:33.533	7	9	7.470	0.095	90.67
14	27	C	David HILL	Honda Civic Type R	1:33.682	7	8	7.619	0.149	90.53
15	73	F	Adam CROFT	Peugeot 205 Gti	1:34.456	5	6	8.393	0.774	89.79
16	75	E	Paul EVANS	Ford Escort	1:34.458	6	8	8.395	0.002	89.79
17	58	3	Steven HORNER	Ford Fiesta XR2	1:34.710	8	8	8.647	0.252	89.55
18	93	F	Dean RAYMOND	Vauxhall Astra GTE	1:37.132	4	8	11.069	2.422	87.31
19	2	4	Brian LONG	Ford Fiesta XR2	1:38.746	6	8	12.683	1.614	85.89
20	10	E	Clive David ALEXANDER	Ford Fiesta	1:40.027	8	8	13.964	1.281	84.79
21	29	A2	Robert DRUMMOND	Ford Escort Cosworth	1:40.095	7	7	14.032	0.068	84.73
22	70	E	Mark TAYLOR	Rover SD1 Vitesse	1:40.536	7	7	14.473	0.441	84.36
23	90	C	Glynn ALLEN	BMW M3 E30	1:41.349	6	8	15.286	0.813	83.68
24	15	E	James HORNER	Ford Fiesta	1:44.167	6	7	18.104	2.818	81.42
25	62	D	Tim WATSON	Ford Fiesta	2:03.764	1	1	37.701	19.597	68.53

**CARS 5 & 99 - TRANSPONDERS NOT WORKING FIX OR YOU WILL BE IGNORED IN THE RACE**

Weather / Track : Cloudy / Dry

These results are provisional until the conclusion of any judicial and technical matters.

Thruxton  
 Circuit Length = 2.3560 miles  
 Start: 12:01 End: 12:18

Clerk of Course :		Timekeeper :
-------------------	--	--------------

# Impressions Classic Thunder / Blue Oval Saloon Series

## QUALIFYING - RACE 6 - LAP ANALYSIS

<b>0</b>	<b>Denis BASSOM</b>	Toyota Corolla GT					
<b>1</b>	<b>Chris LESTER</b>	Ford XR2					
1 -	1:45.901	+ 12.463	12:06:19.609	5 -	1:35.313	+ 1.875	12:12:44.423
2 -	1:38.414	+ 4.976	12:07:58.023	6 -	1:34.706	+ 1.268	12:14:19.129
3 -	1:36.107	+ 2.669	12:09:34.130	7 -	<b>1:33.438</b>		<b>12:15:52.567</b>
4 -	1:34.980	+ 1.542	12:11:09.110	8 -	1:37.163	+ 3.725	12:17:29.730
<b>2</b>	<b>Brian LONG</b>	Ford Fiesta XR2					
1 -	1:47.834	+ 9.088	12:05:47.057	5 -	1:38.937	+ 0.191	12:12:27.803
2 -	1:42.931	+ 4.185	12:07:29.988	6 -	<b>1:38.746</b>		<b>12:14:06.549</b>
3 -	1:40.117	+ 1.371	12:09:10.105	7 -	1:38.811	+ 0.065	12:15:45.360
4 -	1:38.761	+ 0.015	12:10:48.866	8 -	1:39.528	+ 0.782	12:17:24.888
<b>5</b>	<b>Mark FOWLER</b>	Chevrolet Camaro					
1 -	1:37.811	+ 6.645	12:06:33.242	5 -	1:32.260	+ 1.094	12:12:42.861
2 -	1:33.145	+ 1.979	12:08:06.387	6 -	1:31.367	+ 0.201	12:14:14.228
3 -	1:33.048	+ 1.882	12:09:39.435	7 -	1:33.858	+ 2.692	12:15:48.086
4 -	<b>1:31.166</b>		<b>12:11:10.601</b>				
<b>10</b>	<b>Clive David ALEXANDER</b>	Ford Fiesta					
1 -	1:45.063	+ 5.036	12:05:55.023	5 -	1:43.247	+ 3.220	12:12:49.697
2 -	1:44.968	+ 4.941	12:07:39.991	6 -	1:41.540	+ 1.513	12:14:31.237
3 -	1:42.008	+ 1.981	12:09:21.999	7 -	1:42.760	+ 2.733	12:16:13.997
4 -	1:44.451	+ 4.424	12:11:06.450	8 -	<b>1:40.027</b>		<b>12:17:54.024</b>
<b>15</b>	<b>James HORNER</b>	Ford Fiesta					
1 -	1:56.616	+ 12.449	12:06:41.539	5 -	1:47.457	+ 3.290	12:14:00.627
2 -	1:51.903	+ 7.736	12:08:33.442	6 -	<b>1:44.167</b>		<b>12:15:44.794</b>
3 -	1:50.318	+ 6.151	12:10:23.760	7 -	1:44.981	+ 0.814	12:17:29.775
4 -	1:49.410	+ 5.243	12:12:13.170				
<b>23</b>	<b>Craig RAINER</b>	Ford Escort MK II					
1 -	1:44.476	+ 17.717	12:05:45.168	5 -	1:30.481	+ 3.722	12:11:51.179
2 -	1:34.128	+ 7.369	12:07:19.296	6 -	<b>1:26.759</b>		<b>12:13:17.938</b>
3 -	1:32.619	+ 5.860	12:08:51.915	7 -	1:29.377	+ 2.618	12:14:47.315
4 -	1:28.783	+ 2.024	12:10:20.698	8 -	1:29.116	+ 2.357	12:16:16.431
<b>24</b>	<b>Andy WILLIAMS</b>	Ford Sierra Sapphire					
1 -	1:40.164	+ 10.257	12:06:38.437	5 -	1:30.893	+ 0.986	12:12:47.926
2 -	1:34.302	+ 4.395	12:08:12.739	6 -	<b>1:29.907</b>		<b>12:14:17.833</b>
3 -	1:32.440	+ 2.533	12:09:45.179	7 -	1:30.647	+ 0.740	12:15:48.480
4 -	1:31.854	+ 1.947	12:11:17.033	8 -	1:32.003	+ 2.096	12:17:20.483
<b>27</b>	<b>David HILL</b>	Honda Civic Type R					
1 -	1:42.287	+ 8.605	12:06:17.508	5 -	1:33.817	+ 0.135	12:12:36.387
2 -	1:36.088	+ 2.406	12:07:53.596	6 -	1:33.930	+ 0.248	12:14:10.317
3 -	1:35.178	+ 1.496	12:09:28.774	7 -	<b>1:33.682</b>		<b>12:15:43.999</b>
4 -	1:33.796	+ 0.114	12:11:02.570	8 -	1:34.747	+ 1.065	12:17:18.746
<b>28</b>	<b>Allan DAVIES</b>	BMW M3					
1 -	1:40.498	+ 8.918	12:06:15.085	5 -	1:33.094	+ 1.514	12:12:30.243
2 -	1:34.352	+ 2.772	12:07:49.437	6 -	1:33.110	+ 1.530	12:14:03.353
3 -	1:33.668	+ 2.088	12:09:23.105	7 -	1:34.407	+ 2.827	12:15:37.760
4 -	1:34.044	+ 2.464	12:10:57.149	8 -	<b>1:31.580</b>		<b>12:17:09.340</b>
<b>29</b>	<b>Robert DRUMMOND</b>	Ford Escort Cosworth					
1 -	1:47.957	+ 7.862	12:06:55.471	5 -	1:41.335	+ 1.240	12:13:55.875
2 -	1:43.946	+ 3.851	12:08:39.417	6 -	1:42.153	+ 2.058	12:15:38.028
3 -	1:54.852	+ 14.757	12:10:34.269	7 -	<b>1:40.095</b>		<b>12:17:18.123</b>
4 -	1:40.271	+ 0.176	12:12:14.540				

CARS 5 & 99 - TRANSPONDERS NOT WORKING FIX OR YOU WILL BE IGNORED IN THE RACE

Weather / Track : Cloudy / Dry

# Impressions Classic Thunder / Blue Oval Saloon Series

## QUALIFYING - RACE 6 - LAP ANALYSIS

<b>42</b>	<b>Jeffrey WINDSOR</b>		<b>Ford Sierra RS Cosworth</b>				
1 -	1:41.676	+ 8.143	12:05:32.652	6 -	1:33.918	+ 0.385	12:13:29.644
2 -	1:36.129	+ 2.596	12:07:08.781	7 -	<b>1:33.533</b>		<b>12:15:03.177</b>
3 -	1:34.210	+ 0.677	12:08:42.991	8 -	1:35.325	+ 1.792	12:16:38.502
4 -	1:37.466	+ 3.933	12:10:20.457	9 -	1:38.292	+ 4.759	12:18:16.794
5 -	1:35.269	+ 1.736	12:11:55.726				
<b>47</b>	<b>Piers GRANGE</b>		<b>Ford Sierra XR8</b>				
1 -	1:45.045	+ 17.217	12:05:44.891	6 -	<b>1:27.828</b>		<b>12:13:17.390</b>
2 -	1:32.701	+ 4.873	12:07:17.592	7 -	1:29.738	+ 1.910	12:14:47.128
3 -	1:30.403	+ 2.575	12:08:47.995	8 -	1:33.825	+ 5.997	12:16:20.953
4 -	1:31.466	+ 3.638	12:10:19.461	9 -	1:42.071	+ 14.243	12:18:03.024
5 -	1:30.101	+ 2.273	12:11:49.562				
<b>50</b>	<b>Jody HALSE</b>		<b>BMW 635</b>				
1 -	1:36.324	+ 8.844	12:06:37.705	5 -	1:28.703	+ 1.223	12:12:36.312
2 -	1:29.653	+ 2.173	12:08:07.358	6 -	<b>1:27.480</b>		<b>12:14:03.792</b>
3 -	1:30.914	+ 3.434	12:09:38.272	7 -	1:29.877	+ 2.397	12:15:33.669
4 -	1:29.337	+ 1.857	12:11:07.609	8 -	1:28.324	+ 0.844	12:17:01.993
<b>51</b>	<b>Gareth PORTER</b>		<b>Peugeot 205 GTi</b>				
1 -	1:30.986	+ 4.359	12:05:36.787	6 -	<b>1:26.627</b>		<b>12:12:54.006</b>
2 -	1:29.100	+ 2.473	12:07:05.887	7 -	1:27.437	+ 0.810	12:14:21.443
3 -	1:27.740	+ 1.113	12:08:33.627	8 -	1:28.224	+ 1.597	12:15:49.667
4 -	1:26.708	+ 0.081	12:10:00.335	9 -	1:30.481	+ 3.854	12:17:20.148
5 -	1:27.044	+ 0.417	12:11:27.379				
<b>58</b>	<b>Steven HORNER</b>		<b>Ford Fiesta XR2</b>				
1 -	1:51.241	+ 16.531	12:06:32.326	5 -	1:36.676	+ 1.966	12:13:11.855
2 -	1:43.957	+ 9.247	12:08:16.283	6 -	1:37.945	+ 3.235	12:14:49.800
3 -	1:38.745	+ 4.035	12:09:55.028	7 -	1:35.823	+ 1.113	12:16:25.623
4 -	1:40.151	+ 5.441	12:11:35.179	8 -	<b>1:34.710</b>		<b>12:18:00.333</b>
<b>62</b>	<b>Tim WATSON</b>		<b>Ford Fiesta</b>				
1 -	<b>2:03.764</b>		<b>12:06:54.566</b>				
<b>70</b>	<b>Mark TAYLOR</b>		<b>Rover SD1 Vitesse</b>				
1 -	1:48.462	+ 7.926	12:06:54.938	5 -	1:43.339	+ 2.803	12:13:55.367
2 -	1:44.466	+ 3.930	12:08:39.404	6 -	1:42.106	+ 1.570	12:15:37.473
3 -	1:47.106	+ 6.570	12:10:26.510	7 -	<b>1:40.536</b>		<b>12:17:18.009</b>
4 -	1:45.518	+ 4.982	12:12:12.028				
<b>71</b>	<b>Andy DAVIES</b>		<b>BMW M3</b>				
1 -	1:36.924	+ 8.831	12:05:47.558	6 -	1:29.228	+ 1.135	12:13:30.387
2 -	1:31.249	+ 3.156	12:07:18.807	7 -	1:28.948	+ 0.855	12:14:59.335
3 -	1:29.738	+ 1.645	12:08:48.545	8 -	1:29.026	+ 0.933	12:16:28.361
4 -	1:31.099	+ 3.006	12:10:19.644	9 -	<b>1:28.093</b>		<b>12:17:56.454</b>
5 -	1:41.515	+ 13.422	12:12:01.159				
<b>73</b>	<b>Adam CROFT</b>		<b>Peugeot 205 Gti</b>				
1 -	1:42.572	+ 8.116	12:06:42.096	4 -	1:36.547	+ 2.091	12:11:32.280
2 -	1:37.200	+ 2.744	12:08:19.296	5 -	<b>1:34.456</b>		<b>12:13:06.736</b>
3 -	1:36.437	+ 1.981	12:09:55.733	6 -	3:58.627	+ 2:24.171	12:17:05.363
<b>74</b>	<b>Neil PHILPOTTS</b>		<b>Mitsubishi Starion</b>				
1 -	1:32.492	+ 6.429	12:07:16.120	4 -	1:27.317	+ 1.254	12:11:39.069
2 -	1:27.755	+ 1.692	12:08:43.875	5 -	<b>1:26.063</b>		<b>12:13:05.132</b>
3 -	1:27.877	+ 1.814	12:10:11.752				
<b>75</b>	<b>Paul EVANS</b>		<b>Ford Escort</b>				
1 -	1:49.358	+ 14.900	12:06:08.608	5 -	1:37.206	+ 2.748	12:12:43.416
2 -	1:42.301	+ 7.843	12:07:50.909	6 -	<b>1:34.458</b>		<b>12:14:17.874</b>

CARS 5 & 99 - TRANSPONDERS NOT WORKING FIX OR YOU WILL BE IGNORED IN THE RACE

Weather / Track : Cloudy / Dry

## Impressions Classic Thunder / Blue Oval Saloon Series

### QUALIFYING - RACE 6 - LAP ANALYSIS

3 -	1:38.736	+ 4.278	12:09:29.645	7 -	1:36.239	+ 1.781	12:15:54.113
4 -	1:36.565	+ 2.107	12:11:06.210	8 -	1:36.177	+ 1.719	12:17:30.290
<b>90</b>	<b>Glynn ALLEN</b>		<b>BMW M3 E30</b>				
1 -	2:07.161	+ 25.812	12:06:22.260	5 -	1:42.725	+ 1.376	12:13:32.669
2 -	1:53.918	+ 12.569	12:08:16.178	6 -	<b>1:41.349</b>		<b>12:15:14.018</b>
3 -	1:48.458	+ 7.109	12:10:04.636	7 -	1:41.440	+ 0.091	12:16:55.458
4 -	1:45.308	+ 3.959	12:11:49.944	8 -	1:41.671	+ 0.322	12:18:37.129
<b>93</b>	<b>Dean RAYMOND</b>		<b>Vauxhall Astra GTE</b>				
1 -	1:44.639	+ 7.507	12:05:56.588	5 -	1:38.863	+ 1.731	12:12:32.383
2 -	1:40.830	+ 3.698	12:07:37.418	6 -	1:38.973	+ 1.841	12:14:11.356
3 -	1:38.970	+ 1.838	12:09:16.388	7 -	1:38.752	+ 1.620	12:15:50.108
4 -	<b>1:37.132</b>		<b>12:10:53.520</b>	8 -	1:40.096	+ 2.964	12:17:30.204
<b>96</b>	<b>Brian O'CONNOR</b>		<b>Ford Sierra Sapphire Cosworth</b>				
1 -	1:44.522	+ 12.990	12:06:42.308	5 -	<b>1:31.532</b>		<b>12:13:01.223</b>
2 -	1:38.077	+ 6.545	12:08:20.385	6 -	1:31.605	+ 0.073	12:14:32.828
3 -	1:35.514	+ 3.982	12:09:55.899	7 -	1:33.934	+ 2.402	12:16:06.762
4 -	1:33.792	+ 2.260	12:11:29.691	8 -	1:32.875	+ 1.343	12:17:39.637
<b>99</b>	<b>Andrew WILSON</b>		<b>Toyota Starlet</b>				
1 -	1:43.518	+ 11.723	12:06:26.732	5 -	1:33.053	+ 1.258	12:12:44.577
2 -	1:37.104	+ 5.309	12:08:03.836	6 -	<b>1:31.795</b>		<b>12:14:16.372</b>
3 -	1:34.873	+ 3.078	12:09:38.709	7 -	1:31.970	+ 0.175	12:15:48.342
4 -	1:32.815	+ 1.020	12:11:11.524	8 -	1:35.498	+ 3.703	12:17:23.840

CARS 5 & 99 - TRANSPONDERS NOT WORKING FIX OR YOU WILL BE IGNORED IN THE RACE

Weather / Track : Cloudy / Dry

www.tsl-timing.com


Page 3 of 3

Thruxton  
Circuit Length = 2.3560 miles  
Start: 12:01 End: 12:18

Printed - 12.19 Sunday, 12 April 2009

# Impressions Classic Thunder / Blue Oval Saloon Series

## RACE 6 - GRID - AMENDED

ROW 13	2:03.764 62 Tim WATSON	12 Demetris NEOPHYTOU
ROW 12	1:41.349 90 Glynn ALLEN	1:44.167 15 James HORNER
ROW 11	1:40.095 29 Robert DRUMMOND	1:40.536 70 Mark TAYLOR
ROW 10	1:38.746 2 Brian LONG	1:40.027 10 Clive David ALEXANDER
ROW 9	1:34.710 58 Steven HORNER	1:37.132 93 Dean RAYMOND
ROW 8	1:34.456 73 Adam CROFT	1:34.458 75 Paul EVANS
ROW 7	1:33.533 42 Jeffrey WINDSOR	1:33.682 27 David HILL
ROW 6	1:31.795 99 Andrew WILSON	1:33.438 1 Chris LESTER
ROW 5	1:31.532 96 Brian O'CONNOR	1:31.580 28 Allan DAVIES
ROW 4	1:29.907 24 Andy WILLIAMS	1:31.166 5 Mark FOWLER
ROW 3	1:27.828 47 Piers GRANGE	1:28.093 71 Andy DAVIES
ROW 2	1:26.759 23 Craig RAINER	1:27.480 50 Jody HALSE
ROW 1	1:26.063 74 Neil PHILPOTTS	1:26.627 51 Gareth PORTER
<b>Pole</b>		
		

Car 12 allowed to start

Thruxton

Circuit Length = 2.3560 miles

These results are provisional until the conclusion of any judicial and technical matters.

Clerk of Course :

Timekeeper :

**Max 5 Championship**  
**QUALIFYING - RACE 7 - CLASSIFICATION**

POS	NO	CL	NAME	ENTRY	TIME	ON	LAPS	GAP	DIFF	MPH
1	78	A	Joachim RITTER	Mazda MX5	1:37.532	8	8			86.96
2	24	A	Jonathan HALLIWELL	Mazda MX5	1:37.762	6	8	0.230	0.230	86.75
3	29	A	Nick WRIGHT	Mazda MX5	1:38.326	4	8	0.794	0.564	86.25
4	72	A	Cassey WATSON	Mazda MX5	1:40.122	8	8	2.590	1.796	84.71
5	25	A	Paul RODDISON	Mazda MX5	1:40.778	7	8	3.246	0.656	84.16
6	11	A	Nick DOUGHILL	Mazda MX5	1:43.887	8	8	6.355	3.109	81.64

**CAR 72 - TRANSPONDER NOT WORKING FIX OR YOU WILL BE IGNORED**

**Weather / Track : Cloudy / Dry**

**These results are provisional until the conclusion of any judicial and technical matters.**

Thrupton  
Circuit Length = 2.3560 miles  
Start: 12:22 End: 12:39

Clerk of Course :		Timekeeper :
-------------------	--	--------------

# Max 5 Championship


## QUALIFYING - RACE 7 - LAP ANALYSIS

<b>11</b>	<b>Nick DOUGHILL</b>		<b>Mazda MX5</b>				
1 -	1:50.372	+ 6.485	12:27:01.986	5 -	1:46.094	+ 2.207	12:34:14.901
2 -	1:52.087	+ 8.200	12:28:54.073	6 -	1:46.156	+ 2.269	12:36:01.057
3 -	1:48.215	+ 4.328	12:30:42.288	7 -	1:44.897	+ 1.010	12:37:45.954
4 -	1:46.519	+ 2.632	12:32:28.807	8 -	<b>1:43.887</b>		<b>12:39:29.841</b>
<b>24</b>	<b>Jonathan HALLIWELL</b>		<b>Mazda MX5</b>				
1 -	1:46.054	+ 8.292	12:26:52.550	5 -	1:38.915	+ 1.153	12:33:29.726
2 -	1:40.926	+ 3.164	12:28:33.476	6 -	<b>1:37.762</b>		<b>12:35:07.488</b>
3 -	1:39.035	+ 1.273	12:30:12.511	7 -	1:38.293	+ 0.531	12:36:45.781
4 -	1:38.300	+ 0.538	12:31:50.811	8 -	1:38.234	+ 0.472	12:38:24.015
<b>25</b>	<b>Paul RODDISON</b>		<b>Mazda MX5</b>				
1 -	1:46.558	+ 5.780	12:26:51.702	5 -	1:44.438	+ 3.660	12:33:45.836
2 -	1:44.315	+ 3.537	12:28:36.017	6 -	1:45.940	+ 5.162	12:35:31.776
3 -	1:42.476	+ 1.698	12:30:18.493	7 -	<b>1:40.778</b>		<b>12:37:12.554</b>
4 -	1:42.905	+ 2.127	12:32:01.398	8 -	1:40.961	+ 0.183	12:38:53.515
<b>29</b>	<b>Nick WRIGHT</b>		<b>Mazda MX5</b>				
1 -	1:40.757	+ 2.431	12:26:43.710	5 -	1:38.542	+ 0.216	12:33:19.276
2 -	1:39.268	+ 0.942	12:28:22.978	6 -	1:38.545	+ 0.219	12:34:57.821
3 -	1:39.430	+ 1.104	12:30:02.408	7 -	1:38.678	+ 0.352	12:36:36.499
4 -	<b>1:38.326</b>		<b>12:31:40.734</b>	8 -	1:38.638	+ 0.312	12:38:15.137
<b>72</b>	<b>Cassey WATSON</b>		<b>Mazda MX5</b>				
1 -	1:47.913	+ 7.791	12:26:53.199	5 -	1:40.909	+ 0.787	12:33:49.572
2 -	1:52.311	+ 12.189	12:28:45.510	6 -	1:41.309	+ 1.187	12:35:30.881
3 -	1:42.072	+ 1.950	12:30:27.582	7 -	1:40.957	+ 0.835	12:37:11.838
4 -	1:41.081	+ 0.959	12:32:08.663	8 -	<b>1:40.122</b>		<b>12:38:51.960</b>
<b>78</b>	<b>Joachim RITTER</b>		<b>Mazda MX5</b>				
1 -	1:41.481	+ 3.949	12:26:43.436	5 -	1:38.275	+ 0.743	12:33:17.684
2 -	1:39.059	+ 1.527	12:28:22.495	6 -	1:37.938	+ 0.406	12:34:55.622
3 -	1:38.608	+ 1.076	12:30:01.103	7 -	1:37.842	+ 0.310	12:36:33.464
4 -	1:38.306	+ 0.774	12:31:39.409	8 -	<b>1:37.532</b>		<b>12:38:10.996</b>

CAR 72 - TRANSPONDER NOT WORKING FIX OR YOU WILL BE IGNORED

Weather / Track : Cloudy / Dry

**Max 5 Championship**  
**RACE 7 - GRID**

ROW 4	13	Craig JONES	
ROW 3	25	1:40.778 Paul RODDISON	11 1:43.887 Nick DOUGHILL
ROW 2	29	1:38.326 Nick WRIGHT	72 1:40.122 Cassey WATSON
ROW 1	78	1:37.532 Joachim RITTER	24 1:37.762 Jonathan HALLIWELL
<b>Pole</b>			
			

Thruxton  
 Circuit Length = 2.3560 miles

**These results are provisional until the conclusion of any judicial and technical matters.**

Clerk of Course :		Timekeeper :

# Hammerite Classic Gp1 Touring Cars i.a.w. Dunlop

## QUALIFYING - RACE 8 - CLASSIFICATION

POS	NO	CL	NAME	ENTRY	TIME	ON	LAPS	GAP	DIFF	MPH
1	1	B	Jim MCLOUGHLIN	Ford Capri	1:32.031	4	4			92.15
2	55	A	David HOWARD	Jaguar XJ12	1:34.676	4	8	2.645	2.645	89.58
3	54	B	Alan ROPER	Rover SDi Vitesse	1:35.440	7	8	3.409	0.764	88.86
4	51	F	Michael DUGDALE	BMW E30 320	1:37.134	8	8	5.103	1.694	87.31
5	37	C	Matthew IRONS	BMW 323	1:38.913	8	8	6.882	1.779	85.74
6	14	C	Tony CRUDGINGTON	Triumph Dolomite	1:39.053	8	8	7.022	0.140	85.62
7	4	B	Tim SCOTT ANDREWS	Rover Vitesse	1:39.094	7	8	7.063	0.041	85.59
8	68	E	Brian GOODWIN	Ford Fiesta	1:39.221	5	8	7.190	0.127	85.48
9	39	D	Phil WALLER	Hillman Avenger GT	1:40.577	3	8	8.546	1.356	84.32
10	98	B	Chris MARSH	Ford Capri	1:42.285	6	7	10.254	1.708	82.92
11	76	E	Neil BRAY	Ford Fiesta	1:47.090	7	7	15.059	4.805	79.20

Weather / Track : Cloudy / Dry

These results are provisional until the conclusion of any judicial and technical matters.

Thruxton  
Circuit Length = 2.3560 miles  
Start: 12:42 End: 12:59

Clerk of Course :

Timekeeper :

# Hammerite Classic Gp1 Touring Cars i.a.w. Dunlop

## QUALIFYING - RACE 8 - LAP ANALYSIS

<b>1</b>	<b>Jim MCLOUGHLIN</b>		Ford Capri				
1 -	1:33.547	+ 1.516	12:46:02.083	3 -	1:33.066	+ 1.035	12:49:07.647
2 -	1:32.498	+ 0.467	12:47:34.581	4 -	<b>1:32.031</b>		<b>12:50:39.678</b>
<b>4</b>	<b>Tim SCOTT ANDREWS</b>		Rover Vitesse				
1 -	1:42.582	+ 3.488	12:46:30.169	5 -	1:40.763	+ 1.669	12:53:11.469
2 -	1:41.189	+ 2.095	12:48:11.358	6 -	1:39.193	+ 0.099	12:54:50.662
3 -	1:39.742	+ 0.648	12:49:51.100	7 -	<b>1:39.094</b>		<b>12:56:29.756</b>
4 -	1:39.606	+ 0.512	12:51:30.706	8 -	1:39.780	+ 0.686	12:58:09.536
<b>14</b>	<b>Tony CRUDGINGTON</b>		Triumph Dolomite				
1 -	1:44.522	+ 5.469	12:46:21.882	5 -	1:42.254	+ 3.201	12:53:12.620
2 -	1:42.325	+ 3.272	12:48:04.207	6 -	1:44.719	+ 5.666	12:54:57.339
3 -	1:41.715	+ 2.662	12:49:45.922	7 -	1:54.057	+ 15.004	12:56:51.396
4 -	1:44.444	+ 5.391	12:51:30.366	8 -	<b>1:39.053</b>		<b>12:58:30.449</b>
<b>37</b>	<b>Matthew IRONS</b>		BMW 323				
1 -	1:45.537	+ 6.624	12:46:23.985	5 -	1:40.443	+ 1.530	12:53:08.120
2 -	1:41.016	+ 2.103	12:48:05.001	6 -	1:39.038	+ 0.125	12:54:47.158
3 -	1:41.335	+ 2.422	12:49:46.336	7 -	1:39.549	+ 0.636	12:56:26.707
4 -	1:41.341	+ 2.428	12:51:27.677	8 -	<b>1:38.913</b>		<b>12:58:05.620</b>
<b>39</b>	<b>Phil WALLER</b>		Hillman Avenger GT				
1 -	1:44.198	+ 3.621	12:46:30.935	5 -	1:41.008	+ 0.431	12:53:15.922
2 -	1:41.967	+ 1.390	12:48:12.902	6 -	1:42.151	+ 1.574	12:54:58.073
3 -	<b>1:40.577</b>		<b>12:49:53.479</b>	7 -	1:41.690	+ 1.113	12:56:39.763
4 -	1:41.435	+ 0.858	12:51:34.914	8 -	1:42.732	+ 2.155	12:58:22.495
<b>51</b>	<b>Michael DUGDALE</b>		BMW E30 320				
1 -	1:37.720	+ 0.586	12:45:53.441	5 -	1:37.876	+ 0.742	12:52:44.484
2 -	1:55.218	+ 18.084	12:47:48.659	6 -	1:37.443	+ 0.309	12:54:21.927
3 -	1:39.561	+ 2.427	12:49:28.220	7 -	1:37.899	+ 0.765	12:55:59.826
4 -	1:38.388	+ 1.254	12:51:06.608	8 -	<b>1:37.134</b>		<b>12:57:36.960</b>
<b>54</b>	<b>Alan ROPER</b>		Rover SDi Vitesse				
1 -	1:39.841	+ 4.401	12:46:18.889	5 -	1:36.348	+ 0.908	12:52:46.529
2 -	1:36.258	+ 0.818	12:47:55.147	6 -	1:38.175	+ 2.735	12:54:24.704
3 -	1:38.148	+ 2.708	12:49:33.295	7 -	<b>1:35.440</b>		<b>12:56:00.144</b>
4 -	1:36.886	+ 1.446	12:51:10.181	8 -	1:35.490	+ 0.050	12:57:35.634
<b>55</b>	<b>David HOWARD</b>		Jaguar XJ12				
1 -	1:38.269	+ 3.593	12:46:22.175	5 -	1:35.583	+ 0.907	12:52:46.898
2 -	1:37.295	+ 2.619	12:47:59.470	6 -	1:36.143	+ 1.467	12:54:23.041
3 -	1:37.169	+ 2.493	12:49:36.639	7 -	1:35.957	+ 1.281	12:55:58.998
4 -	<b>1:34.676</b>		<b>12:51:11.315</b>	8 -	1:35.341	+ 0.665	12:57:34.339
<b>68</b>	<b>Brian GOODWIN</b>		Ford Fiesta				
1 -	1:47.440	+ 8.219	12:46:41.897	5 -	<b>1:39.221</b>		<b>12:53:38.814</b>
2 -	1:45.220	+ 5.999	12:48:27.117	6 -	1:42.139	+ 2.918	12:55:20.953
3 -	1:43.637	+ 4.416	12:50:10.754	7 -	1:47.937	+ 8.716	12:57:08.890
4 -	1:48.839	+ 9.618	12:51:59.593	8 -	1:40.495	+ 1.274	12:58:49.385
<b>76</b>	<b>Neil BRAY</b>		Ford Fiesta				
1 -	1:51.226	+ 4.136	12:46:56.403	5 -	1:48.224	+ 1.134	12:54:13.263
2 -	1:50.734	+ 3.644	12:48:47.137	6 -	1:48.816	+ 1.726	12:56:02.079
3 -	1:48.880	+ 1.790	12:50:36.017	7 -	<b>1:47.090</b>		<b>12:57:49.169</b>
4 -	1:49.022	+ 1.932	12:52:25.039				
<b>98</b>	<b>Chris MARSH</b>		Ford Capri				
1 -	1:49.176	+ 6.891	12:46:40.077	5 -	1:44.418	+ 2.133	12:53:37.412
2 -	1:45.198	+ 2.913	12:48:25.275	6 -	<b>1:42.285</b>		<b>12:55:19.697</b>
3 -	1:44.026	+ 1.741	12:50:09.301	7 -	2:09.424	+ 27.139	12:57:29.121

Thruxton  
Circuit Length = 2.3560 miles  
Start: 12:42 End: 12:59


Weather / Track : Cloudy / Dry

**Hammerite Classic Gp1 Touring Cars i.a.w. Dunlop  
QUALIFYING - RACE 8 - LAP ANALYSIS**

4 -	1:43.693	+ 1.408	12:51:52.994			
-----	----------	---------	--------------	--	--	--

# Hammerite Classic Gp1 Touring Cars i.a.w. Dunlop

## RACE 8 - GRID

ROW 6		1:47.090 76 Neil BRAY	
ROW 5	1:40.577 39 Phil WALLER		1:42.285 98 Chris MARSH
ROW 4		1:39.094 4 Tim SCOTT ANDREWS	1:39.221 68 Brian GOODWIN
ROW 3	1:38.913 37 Matthew IRONS		1:39.053 14 Tony CRUDGINGTON
ROW 2		1:35.440 54 Alan ROPER	1:37.134 51 Michael DUGDALE
ROW 1	1:32.031 1 Jim MCLOUGHLIN		1:34.676 55 David HOWARD
<b>Pole</b>			
			

Thruxton  
Circuit Length = 2.3560 miles

**These results are provisional until the conclusion of any judicial and technical matters.**

Clerk of Course :		Timekeeper :
-------------------	--	--------------

# MSA 250cc Long Circuit Kart Championship

## RACE 1 - CLASSIFICATION

POS	NO	CL	NAME	ENTRY	LAPS	TIME	GAP	DIFF	MPH	BEST	ON
1	1	250	Jason DREDGE	Anderson / Honda	10	13:16.136			106.53	1:18.056	9
2	3	250	James O'REILLY	PVP / Honda	10	13:16.435	0.299	0.299	106.49	1:18.691	4
3	22	250	James TUCKER	Jade / Honda	10	13:16.464	0.328	0.029	106.49	1:18.330	3
4	41	250	Craig FLEMING	Anderson / Honda	10	13:16.918	0.782	0.454	106.42	1:18.480	3
5	2	250	Don KENNEDY	Anderson / Honda	10	13:17.669	1.533	0.751	106.32	1:18.360	8
6	39	250	Jon NEVILLE	Anderson / Honda	10	13:20.073	3.937	2.404	106.00	1:18.885	5
7	43	250	Daniel CLARKE	Anderson / Honda	10	13:26.251	10.115	6.178	105.19	1:18.168	3
8	31	250	Sam MOSS	Anderson / Honda	10	13:39.392	23.256	13.141	103.51	1:20.132	2
9	72	250	Richard DEWART	Anderson / Honda	10	13:51.243	35.107	11.851	102.03	1:20.869	4
10	24	250	Darran SMITH	Anderson / Honda	10	13:51.334	35.198	0.091	102.02	1:21.456	2
11	46	250	Charlie JOHNSON	Anderson / Honda	10	13:53.089	36.953	1.755	101.80	1:21.524	4
12	89	250	Andy GRIMM	Jade / Honda	10	13:54.411	38.275	1.322	101.64	1:21.953	9
13	177	250	Andrew CLARKE	Anderson / Rotax	10	13:55.091	38.955	0.680	101.56	1:21.306	5
14	20	250	Toby DAVIS	Anderson / Honda	10	13:57.146	41.010	2.055	101.31	1:20.627	5
15	4	125	Louise COLIN	Anderson / Pavesi	10	14:28.442	1:12.306	31.296	97.66	1:24.854	8
16	36	250	Paul WALLEY	Anderson / Honda	10	14:34.908	1:18.772	6.466	96.94	1:25.237	8
17	73	250	Martin GOODLIFFE	Raider / Honda	10	14:35.043	1:18.907	0.135	96.92	1:25.049	5
18	62	250	Nigel CHARMAN	Anderson / Honda	10	14:44.891	1:28.755	9.848	95.84	1:25.695	5
19	52	250	Steve BURTON	Anderson / Honda	9	13:17.425	1 lap	1 lap	95.72	1:25.699	8
20	64	250	Tony LONG	Raider / Honda	9	13:18.882	1 lap	1.457	95.55	1:25.949	5
21	6	125	Matt CLARKE	Alpha / TM	9	13:57.443	1 lap	38.561	91.15	1:30.204	2
22	26	250	Paul FOWLER	Anderson / Honda	9	14:43.058	1 lap	45.615	86.44	1:26.781	3
NOT CLASSIFIED											
DNF	119	250	Jon PLASKITT	Anderson / Honda	8	11:23.224	2 laps	1 lap	99.31	1:22.998	5
DNF	0	250	Gavin BENNETT	Anderson / Honda	7	9:20.276	3 laps	1 lap	105.96	1:18.039	7
DNF	10	250	Roy BENNETT	ADE / Honda	7	12:14.890	3 laps	2:54.614	80.78	1:27.911	5
DNF	58	250	Keith TUCKLEY	Anderson / Honda	6	8:28.072	4 laps	1 lap	100.16	1:22.732	2
DNC	111	250	Paul PLATT	PVP / Honda	6	13:31.343	4 laps	5:03.271	62.72	1:20.279	3
DNF	77	250	Lee THORNTON	Raider / Honda	5	7:23.111	5 laps	1 lap	95.70	1:25.944	3
DNF	12	250	Richard SANDERS	ADE / Honda	4	5:58.702	6 laps	1 lap	94.58	1:27.210	3
DNF	92	250	Mark VAUGHAN	Anderson / Honda	2	2:53.897	8 laps	2 laps	97.54	1:22.471	2
DNF	9	250	Matthew BETT	Anderson / Honda	0						
DNF	35	250	Keith GLENISTER	PVP / Honda	0						
DNF	135	250	Eddie KOOIKER	Anderson / Honda	0						
DNF	86	250	Lionel SIFLEET	Anderson / Honda	0						
FASTEST LAP											
0	250	Gavin BENNETT	Anderson / Honda	7	1:18.039	108.68 mph	174.90 kph				
4	125	Louise COLIN	Anderson / Pavesi	8	1:24.854	99.95 mph	160.86 kph				

Weather / Track : Cloudy / Dry

These results are provisional until the conclusion of any judicial and technical matters.

Thruxton  
Circuit Length = 2.3560 miles  
Start: 13:57 End: 14:13

Clerk of Course :	Timekeeper :
-------------------	--------------

# MSA 250cc Long Circuit Kart Championship

## RACE 1 - LAP CHART

Lap 1			Lap 2			Lap 3			Lap 4			Lap 5		
No	Behind	Laptime	No	Behind	Laptime	No	Behind	Laptime	No	Behind	Laptime	No	Behind	Laptime
1		1:21.256	1		1:19.154	1		1:18.816	3		1:18.691	3		1:19.024
3	0.612	1:21.848	3	0.358	1:18.900	3	0.727	1:19.185	2	0.735	1:18.767	43	0.521	1:18.542
0	0.879	1:22.717	2	0.991	1:18.546	22	0.972	1:18.330	22	0.854	1:19.300	1	0.675	1:18.644
39	1.088	1:22.586	22	1.458	1:19.192	43	1.170	1:18.168	43	1.003	1:19.251	22	1.043	1:19.213
22	1.420	1:23.072	39	1.625	1:19.691	2	1.386	1:19.211	1	1.055	1:20.473	39	1.226	1:18.885
2	1.599	1:22.220	43	1.818	1:18.950	41	1.492	1:18.480	41	1.347	1:19.273	41	1.312	1:18.989
41	1.737	1:23.445	41	1.828	1:19.245	39	1.800	1:18.991	39	1.365	1:18.983	2	2.519	1:20.808
43	2.022	1:22.673	0	3.080	1:21.355	0	3.197	1:18.933	0	2.991	1:19.212	0	3.474	1:19.507
31	2.978	1:22.861	31	3.956	1:20.132	31	5.509	1:20.369	31	7.226	1:21.135	111	4 LAPS	6:37.152
24	3.489	1:23.448	24	5.791	1:21.456	24	9.807	1:22.832	24	13.642	1:23.253	31	9.246	1:21.044
72	5.324	1:24.651	89	8.267	1:21.957	89	11.640	1:22.189	72	14.054	1:20.869	24	17.100	1:22.482
89	5.464	1:25.569	20	9.111	1:22.091	72	12.603	1:22.307	89	14.407	1:22.185	20	17.762	1:20.627
20	6.174	1:24.967	72	9.112	1:22.942	46	14.007	1:23.386	46	16.113	1:21.524	72	17.794	1:22.764
58	6.217	1:25.801	46	9.437	1:21.951	20	14.260	1:23.965	20	16.159	1:21.317	89	18.169	1:22.786
46	6.640	1:25.821	58	9.795	1:22.732	177	14.330	1:22.750	177	16.724	1:21.812	46	18.693	1:21.604
177	7.144	1:26.694	177	10.396	1:22.406	58	14.518	1:23.539	58	18.283	1:23.183	177	19.006	1:21.306
92	7.453	1:26.597	92	10.770	1:22.471	119	19.165	1:23.894	119	24.135	1:24.388	58	22.652	1:23.393
119	9.235	1:28.653	119	14.087	1:24.006	77	27.292	1:25.944	77	34.236	1:26.362	119	28.109	1:22.998
77	11.805	1:30.176	77	20.164	1:27.513	4	28.992	1:25.303	4	34.989	1:25.415	4	42.348	1:26.383
52	12.600	1:29.718	12	21.073	1:27.216	12	29.467	1:27.210	12	37.341	1:27.292	77	42.726	1:27.514
12	13.011	1:30.409	4	22.505	1:26.387	62	31.162	1:26.530	73	38.737	1:26.568	73	44.762	1:25.049
10	13.678	1:29.895	36	22.762	1:27.785	36	31.263	1:27.317	62	38.815	1:27.071	62	45.486	1:25.695
36	14.131	1:31.413	62	23.448	1:27.004	73	31.587	1:25.981	36	39.275	1:27.430	36	45.740	1:25.489
4	15.272	1:31.488	73	24.422	1:27.885	52	33.994	1:27.543	64	41.426	1:26.553	64	48.351	1:25.949
62	15.598	1:32.144	52	25.267	1:31.821	64	34.291	1:26.222	52	42.078	1:27.502	52	48.965	1:25.911
73	15.691	1:32.669	10	25.553	1:31.029	10	35.229	1:28.492	10	44.777	1:28.966	10	53.664	1:27.911
6	16.270	1:32.897	64	26.885	1:28.354	6	39.585	1:31.081	6	52.120	1:31.953	6	1:05.751	1:32.655
64	17.685	1:34.458	6	27.320	1:30.204	26	55.741	1:26.781	26	1:07.209	1:30.886			
26	27.832	1:44.991	26	47.776	1:39.098									

# MSA 250cc Long Circuit Kart Championship

## RACE 1 - LAP CHART

Lap 6			Lap 7			Lap 8			Lap 9			Lap 10		
No	Behind	Laptime	No	Behind	Laptime	No	Behind	Laptime	No	Behind	Laptime	No	Behind	Laptime
3		1:18.743	1		1:18.686	3		1:18.985	1		1:18.056	1		1:20.300
1	0.082	1:18.150	3	0.306	1:19.074	43	0.203	1:18.669	43	0.228	1:18.674	3	0.299	1:20.093
22	0.800	1:18.500	22	0.543	1:18.511	22	0.511	1:19.259	3	0.506	1:19.155	22	0.328	1:19.758
43	0.879	1:19.101	43	0.825	1:18.714	41	0.570	1:18.961	22	0.870	1:19.008	41	0.782	1:20.192
41	1.122	1:18.553	41	0.900	1:18.546	1	0.593	1:19.884	41	0.890	1:18.969	52	1 LAP	1:28.981
39	1.394	1:18.911	39	2.203	1:19.577	39	2.340	1:19.428	2	3.131	1:19.013	2	1.533	1:18.702
26	1 LAP	1:32.749	0	2.380	1:18.039	2	2.767	1:18.360	39	3.980	1:20.289	64	1 LAP	1:28.770
0	3.109	1:18.378	6	1 LAP	1:34.339	111	4 LAPS	1:20.521	111	4 LAPS	1:20.331	39	3.937	1:20.257
2	3.580	1:19.804	2	3.698	1:18.886	6	1 LAP	1:32.400	10	2 LAPS	3:09.971	43	10.115	1:30.187
111	4 LAPS	1:24.233	111	4 LAPS	1:20.279	31	17.666	1:21.998	31	20.879	1:21.862	111	4 LAPS	1:20.657
31	11.866	1:21.363	31	14.959	1:21.861	72	28.756	1:22.811	6	1 LAP	1:32.771	31	23.256	1:22.677
72	21.343	1:22.292	26	1 LAP	1:33.201	24	28.837	1:22.826	72	32.911	1:22.804	72	35.107	1:22.496
24	21.488	1:23.131	72	25.236	1:22.661	177	30.889	1:23.041	24	32.967	1:22.779	24	35.198	1:22.531
177	22.973	1:22.710	24	25.302	1:22.582	46	31.487	1:23.674	46	35.406	1:22.568	46	36.953	1:21.847
46	23.633	1:23.683	46	27.104	1:22.239	89	32.594	1:22.633	177	35.546	1:23.306	89	38.275	1:22.677
89	24.722	1:25.296	177	27.139	1:22.934	20	34.135	1:22.300	89	35.898	1:21.953	177	38.955	1:23.709
20	24.969	1:25.950	89	29.252	1:23.298	26	1 LAP	1:38.530	20	38.061	1:22.575	20	41.010	1:23.249
58	28.944	1:25.035	20	31.126	1:24.925	119	46.037	1:26.513	26	1 LAP	1:38.986	6	1 LAP	1:31.797
119	33.434	1:24.068	119	38.815	1:24.149	4	1:00.649	1:24.854	4	1:07.179	1:25.179	4	1:12.306	1:25.427
4	48.777	1:25.172	4	55.086	1:25.077	73	1:05.402	1:26.245	73	1:12.540	1:25.787	36	1:18.772	1:25.676
73	51.481	1:25.462	73	58.448	1:25.735	36	1:05.921	1:25.237	36	1:13.396	1:26.124	73	1:18.907	1:26.667
36	53.002	1:26.005	36	59.975	1:25.741	62	1:10.505	1:27.548	62	1:20.247	1:28.391	26	1 LAP	1:51.022
62	54.260	1:27.517	62	1:02.248	1:26.756	52	1:11.257	1:25.699				62	1:28.755	1:28.808
64	55.992	1:26.384	52	1:04.849	1:25.952	64	1:12.925	1:26.683						
52	57.665	1:27.443	64	1:05.533	1:28.309									
10	1:05.791	1:30.870												

# MSA 250cc Long Circuit Kart Championship

## RACE 5 - GRID

ROW 17	4 Louise COLIN	6 Matt CLARKE
ROW 16	135 Eddie KOOIKER	86 Lionel SIFLEET
ROW 15	9 Matthew BETT	35 Keith GLENISTER
ROW 14	12 Richard SANDERS	92 Mark VAUGHAN
ROW 13	111 Paul PLATT	77 Lee THORNTON
ROW 12	10 Roy BENNETT	58 Keith TUCKLEY
ROW 11	119 Jon PLASKITT	0 Gavin BENNETT
ROW 10	64 Tony LONG	26 Paul FOWLER
ROW 9	62 Nigel CHARMAN	52 Steve BURTON
ROW 8	36 Paul WALLEY	73 Martin GOODLIFFE
ROW 7	177 Andrew CLARKE	20 Toby DAVIS
ROW 6	46 Charlie JOHNSON	89 Andy GRIMM
ROW 5	72 Richard DEWART	24 Darran SMITH
ROW 4	43 Daniel CLARKE	31 Sam MOSS
ROW 3	2 Don KENNEDY	39 Jon NEVILLE
ROW 2	22 James TUCKER	41 Craig FLEMING
ROW 1	1 Jason DREDGE	3 James O'REILLY
	<b>Pole</b>	
		

Thruxton  
Circuit Length = 2.3560 miles

**These results are provisional until the conclusion of any judicial and technical matters.**

Clerk of Course :		Timekeeper :
-------------------	--	--------------

# Track & Race Pre 93 Touring Car Championship

## RACE 2 - CLASSIFICATION - AMENDED

POS	NO	CL	NAME	ENTRY	LAPS	TIME	GAP	DIFF	MPH	BEST	ON
1	74	B	Anthony WRIGHT	Rover Tomcat	14	21:27.688			92.21	1:30.394	3
2	3	B	Mark OSBORNE	Mitsubishi Starion	14	21:32.179	4.491	4.491	91.89	1:30.518	12
3	8	B	Anthony GORMAN	BMW M3	14	21:39.207	11.519	7.028	91.39	1:31.284	11
4	46	B	David HICKTON	Ford Capri	14	21:40.059	12.371	0.852	91.33	1:30.940	8
5	40	B	Steve MOORE	Saab 9000 Turbo	14	21:40.322	12.634	0.263	91.31	1:31.014	11
6	82	B	Craig JAMIESON	Ford Sierra RS Cosworth	14	21:40.370	12.682	0.048	91.31	1:30.036	6
7	55	A	David HOWARD	Jaguar XJ12	14	22:14.252	46.564	33.882	88.99	1:33.627	4
8	21	D	Ryan GORMAN	BMW E30	14	22:17.773	50.085	3.521	88.76	1:34.105	8
9	54	B	Alan ROPER	Rover SDi Vitesse	14	22:39.681	1:11.993	21.908	87.33	1:35.227	12
10	61	A	Brian JORDAN	BMW 635	14	22:43.205	1:15.517	3.524	87.10	1:34.635	5
11	93	D	Dean RAYMOND	Vauxhall Astra GTE	14	22:44.879	1:17.191	1.674	86.99	1:35.618	11
12	14	B	Malcolm WISE	Ford Sapphire Cosworth	14	22:45.935	1:18.247	1.056	86.93	1:35.638	13
13	51	G	Michael DUGDALE	BMW e30 320	14	22:46.563	1:18.875	0.628	86.89	1:36.095	9
14	30	E	Nigel OLIVE-JONES	BMW 320i	13	21:45.212	1 lap	1 lap	84.47	1:38.047	2
15	41	D	Richard IBRAHIM	Alfa Romeo 33	13	21:45.607	1 lap	0.395	84.45	1:37.707	11
16	75	D	Peter SMART	Alfa Romeo Twinspark	13	21:50.555	1 lap	4.948	84.13	1:38.407	4
17	90	C	Glynn ALLEN	BMW M3 E30	13	22:22.073	1 lap	31.518	82.15	1:39.625	13

### NOT CLASSIFIED

DNF	4	B	Tim SCOTT ANDREWS	Rover Vitesse	10	16:42.024	4 laps	3 laps	84.64	1:36.772	9
DNF	26	A	Allan WEYMAN	Chevrolet Camaro IROC-Z	10	17:21.382	4 laps	39.358	81.44	1:40.634	4
DNF	23	G	Brian DALY	BMW E30 318	8	13:55.470	6 laps	2 laps	81.21	1:38.874	6

### FASTEST LAP

82	B	Craig JAMIESON	Ford Sierra RS Cosworth	6	1:30.036	94.20 mph	151.60 kph
55	A	David HOWARD	Jaguar XJ12	4	1:33.627	90.58 mph	145.78 kph
21	D	Ryan GORMAN	BMW E30	8	1:34.105	90.12 mph	145.04 kph
51	G	Michael DUGDALE	BMW e30 320	9	1:36.095	88.26 mph	142.04 kph
30	E	Nigel OLIVE-JONES	BMW 320i	2	1:38.047	86.50 mph	139.21 kph
90	C	Glynn ALLEN	BMW M3 E30	13	1:39.625	85.13 mph	137.01 kph

Car 21 - class corrected

Weather / Track : Cloudy / Dry

These results are provisional until the conclusion of any judicial and technical matters.

Thruxton  
Circuit Length = 2.3560 miles  
Start: 14:29 End: 14:52

Clerk of Course :	Timekeeper :
-------------------	--------------

# Track & Race Pre 93 Touring Car Championship

## RACE 2 - LAP CHART

Lap 1			Lap 2			Lap 3			Lap 4			Lap 5		
No	Behind	Laptime	No	Behind	Laptime	No	Behind	Laptime	No	Behind	Laptime	No	Behind	Laptime
8		1:36.900	8		1:33.261	74		1:30.394	74		1:31.648	74		1:31.585
74	0.374	1:37.274	74	0.592	1:33.479	8	0.894	1:31.880	8	0.838	1:31.592	8	1.550	1:32.297
3	0.981	1:37.881	3	1.139	1:33.419	3	1.330	1:31.177	3	1.376	1:31.694	3	1.887	1:32.096
46	1.317	1:38.217	46	1.643	1:33.587	46	2.553	1:31.896	46	2.095	1:31.190	46	2.291	1:31.781
14	2.888	1:39.788	40	2.779	1:32.796	40	3.573	1:31.780	40	3.674	1:31.749	82	5.121	1:32.133
40	3.244	1:40.144	82	5.766	1:33.416	82	5.492	1:30.712	82	4.573	1:30.729	40	5.737	1:33.648
55	4.395	1:41.295	55	7.341	1:36.207	55	10.104	1:33.749	55	12.083	1:33.627	55	14.820	1:34.322
82	5.611	1:42.511	14	8.122	1:38.495	21	12.865	1:35.109	21	16.033	1:34.816	21	19.979	1:35.531
21	6.723	1:43.623	21	8.742	1:35.280	54	16.534	1:36.306	54	20.737	1:35.851	54	25.539	1:36.387
54	8.580	1:45.480	54	11.214	1:35.895	14	17.039	1:39.903	93	23.547	1:37.454	93	29.688	1:37.726
93	9.477	1:46.377	93	12.278	1:36.062	93	17.741	1:36.449	51	26.592	1:39.775	51	31.499	1:36.492
51	10.040	1:46.940	51	13.121	1:36.342	51	18.465	1:36.330	14	27.166	1:41.775	14	32.330	1:36.749
30	10.896	1:47.796	30	15.682	1:38.047	30	24.419	1:39.723	4	30.765	1:37.925	4	35.955	1:36.775
4	11.598	1:48.498	4	16.241	1:37.904	4	24.488	1:39.233	30	32.650	1:39.879	61	38.060	1:34.635
75	12.502	1:49.402	75	17.904	1:38.663	75	26.457	1:39.539	75	33.216	1:38.407	30	39.180	1:38.115
41	15.046	1:51.946	41	23.569	1:41.784	61	31.832	1:37.878	61	35.010	1:34.826	75	41.496	1:39.865
23	15.904	1:52.804	23	24.746	1:42.103	41	33.651	1:41.068	41	42.193	1:40.190	41	49.584	1:38.976
61	20.979	1:57.879	61	24.940	1:37.222	23	34.319	1:40.559	23	43.057	1:40.386	23	50.840	1:39.368
90	25.366	2:02.266	26	36.341	1:40.985	26	46.194	1:40.839	26	55.180	1:40.634	26	1:04.455	1:40.860
26	28.617	2:05.517	90	38.085	1:45.980	90	50.102	1:43.003	90	1:00.790	1:42.336	90	1:11.004	1:41.799

# Track & Race Pre 93 Touring Car Championship

## RACE 2 - LAP CHART

Lap 6			Lap 7			Lap 8			Lap 9			Lap 10		
No	Behind	Laptime	No	Behind	Laptime	No	Behind	Laptime	No	Behind	Laptime	No	Behind	Laptime
74		1:31.786	74		1:32.044	74		1:31.107	74		1:30.607	74		1:31.863
8	2.034	1:32.270	8	2.486	1:32.496	8	3.651	1:32.272	26	1 LAP	1:41.870	3	6.804	1:32.045
3	2.169	1:32.068	3	3.017	1:32.892	3	4.425	1:32.515	23	1 LAP	2:01.113 P	8	7.304	1:33.055
46	2.609	1:32.104	46	4.926	1:34.361	46	4.759	1:30.940	8	6.112	1:33.068	46	7.784	1:32.493
82	3.371	1:30.036	82	6.297	1:34.970	82	5.255	1:30.065	3	6.622	1:32.804	82	8.106	1:32.341
40	6.476	1:32.525	40	6.877	1:32.445	40	7.696	1:31.926	46	7.154	1:33.002	40	9.233	1:31.472
55	17.935	1:34.901	55	20.901	1:35.010	55	24.609	1:34.815	82	7.628	1:32.980	26	1 LAP	1:43.755
21	23.280	1:35.087	21	25.366	1:34.130	21	28.364	1:34.105	40	9.624	1:32.535	90	1 LAP	1:40.295
54	31.761	1:38.008	54	37.094	1:37.377	54	42.744	1:36.757	90	1 LAP	1:42.427	55	30.037	1:33.752
93	36.287	1:38.385	93	41.808	1:37.565	93	47.397	1:36.696	55	28.148	1:34.146	21	35.726	1:35.176
51	37.500	1:37.787	51	43.264	1:37.808	51	48.546	1:36.389	21	32.413	1:34.656	54	54.194	1:36.672
14	37.685	1:37.141	14	44.438	1:38.797	61	49.558	1:35.148	54	49.385	1:37.248	93	57.491	1:35.848
4	41.461	1:37.292	61	45.517	1:35.305	14	49.811	1:36.480	93	53.506	1:36.716	61	58.102	1:36.263
61	42.256	1:35.982	4	50.662	1:41.245	4	56.671	1:37.116	61	53.702	1:34.751	51	59.117	1:36.946
30	46.499	1:39.105	30	54.034	1:39.579	30	1:02.477	1:39.550	51	54.034	1:36.095	14	59.633	1:36.205
75	48.374	1:38.664	75	55.552	1:39.222	75	1:04.112	1:39.667	14	55.291	1:36.087	30	1:18.582	1:39.609
41	56.767	1:38.969	41	1:03.288	1:38.565	41	1:11.964	1:39.783	4	1:02.836	1:36.772	4	1:20.237	1:49.264 P
23	57.928	1:38.874	23	1:06.147	1:40.263				30	1:10.836	1:38.966	75	1:22.716	1:41.004
26	1:14.504	1:41.835	26	1:23.212	1:40.752				75	1:13.575	1:40.070	41	1:27.661	1:39.107
90	1:21.380	1:42.162	90	1:30.520	1:41.184				41	1:20.417	1:39.060			

# Track & Race Pre 93 Touring Car Championship

## RACE 2 - LAP CHART

Lap 11			Lap 12			Lap 13			Lap 14		
No	Behind	Laptime	No	Behind	Laptime	No	Behind	Laptime	No	Behind	Laptime
74		1:31.382	74		1:31.577	74		1:32.448	74		1:30.494
3	6.119	1:30.697	41	1 LAP	1:37.707	3	4.132	1:31.520	3	4.491	1:30.853
8	7.206	1:31.284	75	1 LAP	1:42.709	30	1 LAP	1:42.794	8	11.519	1:33.321
46	7.710	1:31.308	3	5.060	1:30.518	41	1 LAP	1:38.421	46	12.371	1:32.600
82	8.307	1:31.583	8	7.866	1:32.237	8	8.692	1:33.274	40	12.634	1:32.598
40	8.865	1:31.014	82	8.290	1:31.560	82	9.368	1:33.526	82	12.682	1:33.808
90	1 LAP	1:39.808	46	8.668	1:32.535	46	10.265	1:34.045	30	1 LAP	1:41.230
26	1 LAP	1:44.335	40	9.112	1:31.824	40	10.530	1:33.866	41	1 LAP	1:40.031
55	33.734	1:35.079	90	1 LAP	1:41.329	75	1 LAP	1:42.438	75	1 LAP	1:40.905
21	39.547	1:35.203	55	38.638	1:36.481	55	41.467	1:35.277	55	46.564	1:35.591
54	59.140	1:36.328	21	42.476	1:34.506	90	1 LAP	1:39.859	21	50.085	1:35.131
93	1:01.727	1:35.618	54	1:02.790	1:35.227	21	45.448	1:35.420	90	1 LAP	1:39.625
61	1:03.234	1:36.514	93	1:06.213	1:36.063	54	1:05.635	1:35.293	54	1:11.993	1:36.852
51	1:03.869	1:36.134	61	1:06.776	1:35.119	61	1:10.762	1:36.434	61	1:15.517	1:35.249
14	1:04.725	1:36.474	51	1:08.749	1:36.457	93	1:11.268	1:37.503	93	1:17.191	1:36.417
30	1:28.019	1:40.819	14	1:08.838	1:35.690	14	1:12.028	1:35.638	14	1:18.247	1:36.713
						51	1:13.058	1:36.757	51	1:18.875	1:36.311

# Power Torque Morgan Challenge

## RACE 3 - CLASSIFICATION

POS	NO	CL	NAME	ENTRY	LAPS	TIME	GAP	DIFF	MPH	BEST	ON
1	29	A	Keith AHLERS	Morgan Plus 8	14	20:44.115			95.44	1:26.974	3
2	66	B	Andrew THOMPSON	Morgan Roadster	14	21:10.464	26.349	26.349	93.46	1:29.628	13
3	13	B	Chris ACKLAM	Morgan Plus 8	14	21:12.577	28.462	2.113	93.30	1:29.310	14
4	69	A	Phil HOLLINS	Morgan Plus 8	14	21:25.446	41.331	12.869	92.37	1:29.431	11
5	87	B	Tony LEES	Morgan Plus 8	14	21:27.494	43.379	2.048	92.22	1:29.935	2
6	96	B	Peter HENRY	Morgan Plus 8	14	21:29.155	45.040	1.661	92.10	1:30.197	3
7	85	B	Andy GREEN	Morgan Plus 8	14	21:33.882	49.767	4.727	91.77	1:29.760	2
8	89	B	John EMERSON	Morgan Roadster Lightweight	14	21:46.539	1:02.424	12.657	90.88	1:31.751	13
9	30	R	Daniel LEE	Morgsn Roadster	14	21:48.117	1:04.002	1.578	90.77	1:31.282	13
10	90	R	Tony RIVERS	Morgan Roadster	14	21:48.950	1:04.835	0.833	90.71	1:31.166	13
11	71	R	Kelvin LAIDLAW	Morgan Roadster Lightweight	14	21:49.444	1:05.329	0.494	90.68	1:31.381	13
12	6	R	Simon OREBI GANN	Morgan Roadster Lightweight	14	22:04.481	1:20.366	15.037	89.65	1:32.398	6
13	41	B	Robin PEARCE	Morgan Plus 8	14	22:06.584	1:22.469	2.103	89.50	1:29.902	3
14	4	C	Jonathan EDWARDS	Morgan Plus 8	13	20:58.160	1 lap	1 lap	87.63	1:34.917	13
15	14	C	Tim CLARK	Morgan Plus 8	13	20:59.645	1 lap	1.485	87.53	1:34.142	13
16	75	R	Andrew POTTER	Morgan Roadster Lightweight	13	21:31.830	1 lap	32.185	85.35	1:35.859	12
17	5	C	Philip TISDALL	Morgan Plus 8	13	21:32.622	1 lap	0.792	85.29	1:35.649	10
18	78	R	Roger WHITESIDE	Morgan Roadster Lightweight	13	21:48.864	1 lap	16.242	84.24	1:34.503	4
19	52	R	Peter TWINAM	Morgan Roadster Lightweight	12	21:22.951	2 laps	1 lap	79.33	1:39.530	12
20	11	E	David JAMES	Morgan 4	12	21:24.672	2 laps	1.721	79.22	1:44.620	5
21	17	D	Jack BELLINGER	Morgan Plus 8	12	21:47.181	2 laps	22.509	77.86	1:36.508	3
22	47	R	Peter RAFTER	Morgan Roadster Lightweight	11	22:24.435	3 laps	1 lap	69.39	1:55.795	11

### FASTEST LAP

29	A	Keith AHLERS	Morgan Plus 8	3	1:26.974	97.51 mph	156.94 kph
13	B	Chris ACKLAM	Morgan Plus 8	14	1:29.310	94.96 mph	152.83 kph
90	R	Tony RIVERS	Morgan Roadster	13	1:31.166	93.03 mph	149.72 kph
14	C	Tim CLARK	Morgan Plus 8	13	1:34.142	90.09 mph	144.99 kph
17	D	Jack BELLINGER	Morgan Plus 8	3	1:36.508	87.88 mph	141.43 kph
11	E	David JAMES	Morgan 4	5	1:44.620	81.07 mph	130.46 kph

Weather / Track : Cloudy / Dry

These results are provisional until the conclusion of any judicial and technical matters.

Thruxton  
Circuit Length = 2.3560 miles  
Start: 15:05 End: 15:28

Clerk of Course :	Timekeeper :
-------------------	--------------

# Power Torque Morgan Challenge

## RACE 3 - LAP CHART

Lap 1			Lap 2			Lap 3			Lap 4			Lap 5		
No	Behind	Laptime	No	Behind	Laptime	No	Behind	Laptime	No	Behind	Laptime	No	Behind	Laptime
29		1:33.246	29		1:27.036	29		1:26.974	29		1:27.921	29		1:28.117
66	1.097	1:34.343	66	3.884	1:29.823	66	7.538	1:30.628	66	10.349	1:30.732	66	12.359	1:30.127
85	3.367	1:36.613	85	6.091	1:29.760	85	9.853	1:30.736	85	13.569	1:31.637	87	17.233	1:31.719
87	3.587	1:36.833	87	6.486	1:29.935	87	10.122	1:30.610	87	13.631	1:31.430	13	17.998	1:30.949
13	5.160	1:38.406	13	9.941	1:31.817	13	13.161	1:30.194	13	15.166	1:29.926	85	18.845	1:33.393
96	6.050	1:39.296	96	10.509	1:31.495	96	13.732	1:30.197	96	16.693	1:30.882	96	19.131	1:30.555
41	7.176	1:40.422	41	11.355	1:31.215	41	14.283	1:29.902	41	17.344	1:30.982	41	19.757	1:30.530
30	8.316	1:41.562	89	13.689	1:31.883	69	18.550	1:30.962	69	22.796	1:32.167	69	26.861	1:32.182
89	8.842	1:42.088	30	14.241	1:32.961	89	19.459	1:32.744	89	23.964	1:32.426	89	27.801	1:31.954
71	9.716	1:42.962	69	14.562	1:30.954	30	20.214	1:32.947	71	25.435	1:32.778	71	29.090	1:31.772
69	10.644	1:43.890	71	15.598	1:32.918	71	20.578	1:31.954	30	26.012	1:33.719	30	29.819	1:31.924
6	11.978	1:45.224	90	18.936	1:33.319	90	25.462	1:33.500	47	1 LAP	2:05.574	90	35.474	1:32.906
90	12.653	1:45.899	6	19.520	1:34.578	6	27.094	1:34.548	90	30.685	1:33.144	6	37.236	1:33.044
4	13.607	1:46.853	4	22.207	1:35.636	4	30.881	1:35.648	6	32.309	1:33.136	78	47.661	1:37.830
78	13.904	1:47.150	78	22.574	1:35.706	78	31.366	1:35.766	78	37.948	1:34.503	4	48.384	1:37.906
14	15.422	1:48.668	14	24.724	1:36.338	14	33.614	1:35.864	4	38.595	1:35.635	14	49.091	1:35.979
75	16.116	1:49.362	75	26.855	1:37.775	75	37.463	1:37.582	14	41.229	1:35.536	75	57.944	1:37.849
5	17.675	1:50.921	5	28.406	1:37.767	5	40.126	1:38.694	75	48.212	1:38.670	17	58.700	1:36.702
17	20.304	1:53.550	17	30.994	1:37.726	17	40.528	1:36.508	17	50.115	1:37.508	5	1:03.100	1:39.285
11	23.383	1:56.629	11	42.931	1:46.584	11	1:02.407	1:46.450	5	51.932	1:39.727	47	1 LAP	2:05.453
52	26.910	2:00.156	52	45.755	1:45.881	52	1:04.094	1:45.313	11	1:19.831	1:45.345			
47	40.980	2:14.226	47	1:19.569	2:05.625				52	1:20.612	1:44.439			

# Power Torque Morgan Challenge

## RACE 3 - LAP CHART

Lap 6			Lap 7			Lap 8			Lap 9			Lap 10		
No	Behind	Laptime	No	Behind	Laptime	No	Behind	Laptime	No	Behind	Laptime	No	Behind	Laptime
29		1:28.292	29		1:28.364	29		1:27.030	29		1:28.447	29		1:28.409
11	1 LAP	1:44.620	47	2 LAPS	2:04.426	66	19.903	1:30.844	75	1 LAP	1:39.258	75	1 LAP	1:38.396
52	1 LAP	1:44.057	66	16.089	1:30.580	13	25.796	1:31.185	5	1 LAP	1:39.505	5	1 LAP	1:36.514
66	13.873	1:29.806	52	1 LAP	1:40.604	87	28.678	1:31.727	17	1 LAP	1:53.102	66	24.584	1:30.928
13	19.976	1:30.270	13	21.641	1:30.029	41	29.939	1:32.504	66	22.065	1:30.609	13	29.203	1:29.652
87	20.866	1:31.925	87	23.981	1:31.479	85	30.048	1:32.847	13	27.960	1:30.611	87	36.213	1:32.538
85	21.271	1:30.718	85	24.231	1:31.324	96	30.221	1:32.426	87	32.084	1:31.853	96	36.655	1:31.895
96	21.920	1:31.081	41	24.465	1:30.103	52	1 LAP	1:41.066	41	32.781	1:31.289	85	38.096	1:32.188
41	22.726	1:31.261	11	1 LAP	1:44.866	69	36.322	1:30.652	96	33.169	1:31.395	69	40.168	1:30.285
69	29.577	1:31.008	96	24.825	1:31.269	11	1 LAP	1:47.341	85	34.317	1:32.716	17	1 LAP	1:59.914
71	34.237	1:33.439	69	32.700	1:31.487	89	45.571	1:33.018	69	38.292	1:30.417	89	54.544	1:33.245
30	34.473	1:32.946	30	38.531	1:32.422	71	46.267	1:34.212	52	1 LAP	1:40.999	71	56.426	1:33.145
89	35.077	1:35.568	71	39.085	1:33.212	30	46.455	1:34.954	89	49.708	1:32.584	30	56.575	1:33.031
90	38.666	1:31.484	89	39.583	1:32.870	90	47.751	1:32.620	71	51.690	1:33.870	90	56.863	1:32.047
6	41.342	1:32.398	90	42.161	1:31.859	6	51.381	1:32.862	30	51.953	1:33.945	6	1:06.697	1:37.490
78	55.151	1:35.782	6	45.549	1:32.571	47	2 LAPS	2:03.313	90	53.225	1:33.921	41	1:07.666	2:03.294
4	55.611	1:35.519	78	1:02.851	1:36.064	78	1:11.185	1:35.364	6	57.616	1:34.682	11	1 LAP	1:47.099
14	56.321	1:35.522	4	1:03.438	1:36.191	4	1:11.607	1:35.199	11	1 LAP	1:46.966	4	1:27.732	1:35.659
75	1:07.883	1:38.231	14	1:04.057	1:36.100	14	1:12.514	1:35.487	78	1:20.096	1:37.358	52	1 LAP	2:12.389
17	1:08.650	1:38.242	17	1:17.857	1:37.571				47	2 LAPS	1:57.184	14	1:31.072	1:38.377
5	1:14.099	1:39.291	75	1:18.844	1:39.325				4	1:20.482	1:37.322			
			5	1:24.296	1:38.561				14	1:21.104	1:37.037			

# Power Torque Morgan Challenge

## RACE 3 - LAP CHART

Lap 11			Lap 12			Lap 13			Lap 14		
No	Behind	Laptime	No	Behind	Laptime	No	Behind	Laptime	No	Behind	Laptime
29		1:32.716	29		1:28.724	29		1:30.100	29		1:28.739
47	3 LAPS	1:58.294	4	1 LAP	1:35.652	4	1 LAP	1:36.023	4	1 LAP	1:34.917
5	1 LAP	1:35.649	14	1 LAP	1:35.671	14	1 LAP	1:34.924	14	1 LAP	1:34.142
75	1 LAP	1:39.965	11	2 LAPS	1:46.357	11	2 LAPS	1:46.651	66	26.349	1:29.821
66	23.134	1:31.266	52	2 LAPS	1:45.036	66	25.267	1:29.628	13	28.462	1:29.310
13	26.141	1:29.654	66	25.739	1:31.329	13	27.891	1:29.756	52	2 LAPS	1:39.530
87	35.373	1:31.876	13	28.235	1:30.818	52	2 LAPS	1:43.481	11	2 LAPS	1:45.764
96	36.244	1:32.305	5	1 LAP	1:39.652	17	2 LAPS	2:13.357	69	41.331	1:30.958
69	36.883	1:29.431	75	1 LAP	1:39.421	75	1 LAP	1:35.859	87	43.379	1:32.090
85	39.200	1:33.820	69	39.089	1:30.930	5	1 LAP	1:37.040	96	45.040	1:33.330
78	1 LAP	2:22.739	87	39.466	1:32.817	69	39.112	1:30.123	75	1 LAP	1:40.137
89	53.917	1:32.089	96	40.130	1:32.610	87	40.028	1:30.662	5	1 LAP	1:40.016
71	55.888	1:32.178	85	42.761	1:32.285	96	40.449	1:30.419	85	49.767	1:33.933
30	55.901	1:32.042	47	3 LAPS	1:58.611	85	44.573	1:31.912	89	1:02.424	1:32.473
90	56.519	1:32.372	78	1 LAP	1:36.620	78	1 LAP	1:37.585	17	2 LAPS	2:02.128
6	1:07.999	1:34.018	89	57.039	1:31.846	89	58.690	1:31.751	30	1:04.002	1:32.109
41	1:09.300	1:34.350	71	59.059	1:31.895	71	1:00.340	1:31.381	78	1 LAP	1:36.397
17	1 LAP	2:00.873	30	59.450	1:32.273	30	1:00.632	1:31.282	90	1:04.835	1:32.668
			90	59.840	1:32.045	90	1:00.906	1:31.166	71	1:05.329	1:33.728
			6	1:12.598	1:33.323	47	3 LAPS	1:55.934	6	1:20.366	1:33.589
			41	1:14.968	1:34.392	6	1:15.516	1:33.018	41	1:22.469	1:32.164
						41	1:19.044	1:34.176	47	3 LAPS	1:55.795

# Autoglym Post Historic Touring Cars i.a.w. Dunlop

## RACE 4 - CLASSIFICATION

POS	NO	CL	NAME	ENTRY	LAPS	TIME	GAP	DIFF	MPH	BEST	ON
1	55	A	David HOWARD	Jaguar XJ12	13	20:19.999			90.37	1:32.132	2
2	1	C	Stephen PRIMETT	Ford Escort	13	20:21.648	1.649	1.649	90.25	1:31.941	2
3	2	A	Jason CHRISTIE	Ford Escort RS2000	13	20:57.632	37.633	35.984	87.67	1:35.188	9
4	49	C	Mark OSBORNE	Mitsubishi Starion	13	20:57.998	37.999	0.366	87.64	1:35.254	9
5	95	C	Len ALLGOOD	Ford Escort MK1	13	21:50.028	1:30.029	52.030	84.16	1:37.913	3
6	3	A	James CHRISTIE	Hillman Avenger	12	20:31.714	1 lap	1 lap	82.63	1:40.397	8
7	39	D	Phil WALLER	Hillman Avenger GT	12	20:40.226	1 lap	8.512	82.06	1:40.553	7
8	12	D	Tony CRATES	Ford Cortina Lotus Mk 2	12	20:41.515	1 lap	1.289	81.97	1:41.350	12
9	57	C	David HALL	Ford Lotus Cortina	11	21:02.953	2 laps	1 lap	73.87	1:40.642	9

NOT CLASSIFIED

DNF	14	C	Tony CRUDGINGTON	Triumph Dolomite	0						
-----	----	---	------------------	------------------	---	--	--	--	--	--	--

FASTEST LAP

1	C	Stephen PRIMETT	Ford Escort	2	1:31.941	92.25 mph	148.46 kph
55	A	David HOWARD	Jaguar XJ12	2	1:32.132	92.05 mph	148.15 kph
39	D	Phil WALLER	Hillman Avenger GT	7	1:40.553	84.34 mph	135.74 kph

Weather / Track : Cloudy / Dry

These results are provisional until the conclusion of any judicial and technical matters.

Thruxton  
Circuit Length = 2.3560 miles  
Start: 15:36 End: 15:58

Clerk of Course :

Timekeeper :

# Autoglym Post Historic Touring Cars i.a.w. Dunlop

## RACE 4 - LAP CHART

Lap 1			Lap 2			Lap 3			Lap 4			Lap 5		
No	Behind	Laptime	No	Behind	Laptime	No	Behind	Laptime	No	Behind	Laptime	No	Behind	Laptime
55		1:38.497	55		1:32.132	55		1:33.596	55		1:34.246	1		1:35.417
1	1.024	1:39.521	1	0.833	1:31.941	1	0.413	1:33.176	1	0.401	1:34.234	55	0.602	1:36.420
49	5.622	1:44.119	49	10.295	1:36.805	49	13.651	1:36.952	49	16.457	1:37.052	49	17.513	1:36.874
2	6.361	1:44.858	2	10.702	1:36.473	2	14.211	1:37.105	2	17.172	1:37.207	2	18.651	1:37.297
95	9.649	1:48.146	95	16.386	1:38.869	95	20.703	1:37.913	95	24.674	1:38.217	95	27.225	1:38.369
3	12.070	1:50.567	3	22.515	1:42.577	3	31.703	1:42.784	3	40.452	1:42.995	3	46.913	1:42.279
12	12.953	1:51.450	39	24.050	1:42.726	39	32.176	1:41.722	39	41.221	1:43.291	39	47.441	1:42.038
39	13.456	1:51.953	12	25.354	1:44.533	12	35.454	1:43.696	12	44.439	1:43.231	12	50.605	1:41.984
57	14.266	1:52.763				57	1 LAP	3:44.268 P	57	1 LAP	1:53.479 P	57	1 LAP	1:42.677

# Autoglym Post Historic Touring Cars i.a.w. Dunlop

## RACE 4 - LAP CHART

Lap 6			Lap 7			Lap 8			Lap 9			Lap 10		
No	Behind	Laptime	No	Behind	Laptime	No	Behind	Laptime	No	Behind	Laptime	No	Behind	Laptime
1		1:33.441	1		1:33.460	1		1:33.004	1		1:32.919	55		1:33.036
55	0.607	1:33.446	55	0.535	1:33.388	55	0.681	1:33.150	55	0.734	1:32.972	1	0.598	1:34.368
49	20.349	1:36.277	49	22.970	1:36.081	57	2 LAPS	1:42.145	57	2 LAPS	1:41.484	57	2 LAPS	1:40.898
2	20.754	1:35.544	2	23.453	1:36.159	49	25.317	1:35.351	49	27.652	1:35.254	49	29.350	1:35.468
95	32.602	1:38.818	95	37.521	1:38.379	2	25.893	1:35.444	2	28.162	1:35.188	2	29.865	1:35.473
3	55.210	1:41.738	3	1:02.563	1:40.813	95	45.720	1:41.203	95	55.566	1:42.765	95	1:04.819	1:43.023
39	56.201	1:42.201	39	1:03.294	1:40.553	3	1:09.956	1:40.397	3	1:18.854	1:41.817	3	1:27.241	1:42.157
12	58.922	1:41.758	12	1:07.024	1:41.562	39	1:14.570	1:44.280	39	1:23.436	1:41.785	39	1:31.802	1:42.136
57	1 LAP	1:41.415				12	1:15.488	1:41.468	12	1:27.519	1:44.950			

**Autoglym Post Historic Touring Cars i.a.w. Dunlop  
RACE 4 - LAP CHART**

Lap 11			Lap 12			Lap 13		
No	Behind	Laptime	No	Behind	Laptime	No	Behind	Laptime
55		1:33.059	55		1:33.660	55		1:32.397
1	1.570	1:34.031	1	1.244	1:33.334	1	1.649	1:32.802
12	1 LAP	1:42.464	3	1 LAP	1:42.057	3	1 LAP	1:41.533
57	2 LAPS	1:40.642	39	1 LAP	1:41.087	39	1 LAP	1:46.454
2	31.995	1:35.189	12	1 LAP	1:43.069	12	1 LAP	1:41.350
49	32.340	1:36.049	57	2 LAPS	1:40.846	2	37.633	1:35.593
95	1:13.717	1:41.957	2	34.437	1:36.102	49	37.999	1:35.589
			49	34.807	1:36.127	57	2 LAPS	1:42.336
			95	1:20.777	1:40.720	95	1:30.029	1:41.649

# MSA 250cc Long Circuit Kart Championship

## RACE 5 - CLASSIFICATION

POS	NO	CL	NAME	ENTRY	LAPS	TIME	GAP	DIFF	MPH	BEST	ON
1	41	250	<b>Craig FLEMING</b>	Anderson / Honda	10	13:17.057			106.41	1:18.435	9
2	22	250	<b>James TUCKER</b>	Jade / Honda	10	13:17.423	0.366	0.366	106.36	1:18.511	9
3	111	250	<b>Paul PLATT</b>	PVP / Honda	10	13:17.676	0.619	0.253	106.32	1:18.446	9
4	1	250	<b>Jason DREDGE</b>	Anderson / Honda	10	13:17.706	0.649	0.030	106.32	1:18.498	2
5	39	250	<b>Jon NEVILLE</b>	Anderson / Honda	10	13:17.973	0.916	0.267	106.28	1:18.895	6
6	2	250	<b>Don KENNEDY</b>	Anderson / Honda	10	13:21.992	4.935	4.019	105.75	1:18.850	10
7	177	250	<b>Andrew CLARKE</b>	Anderson / Rotax	10	13:57.868	40.811	35.876	101.22	1:22.119	3
8	89	250	<b>Andy GRIMM</b>	Jade / Honda	10	13:58.296	41.239	0.428	101.17	1:21.249	2
9	92	250	<b>Mark VAUGHAN</b>	Anderson / Honda	10	13:58.697	41.640	0.401	101.12	1:21.950	10
10	24	250	<b>Darran SMITH</b>	Anderson / Honda	10	14:01.153	44.096	2.456	100.83	1:21.175	2
11	72	250	<b>Richard DEWART</b>	Anderson / Honda	10	14:06.498	49.441	5.345	100.19	1:20.203	3
12	20	250	<b>Toby DAVIS</b>	Anderson / Honda	10	14:14.876	57.819	8.378	99.21	1:21.613	3
13	73	250	<b>Martin GOODLIFFE</b>	Raider / Honda	10	14:19.011	1:01.954	4.135	98.73	1:24.028	3
14	4	125	<b>Louise COLIN</b>	Anderson / Pavesi	10	14:21.072	1:04.015	2.061	98.50	1:23.981	10
15	62	250	<b>Nigel CHARMAN</b>	Anderson / Honda	10	14:22.379	1:05.322	1.307	98.35	1:24.154	3
16	26	250	<b>Paul FOWLER</b>	Anderson / Honda	10	14:24.273	1:07.216	1.894	98.13	1:23.899	8
17	36	250	<b>Paul WALLEY</b>	Anderson / Honda	10	14:26.699	1:09.642	2.426	97.86	1:24.798	9
18	12	250	<b>Richard SANDERS</b>	ADE / Honda	10	14:27.927	1:10.870	1.228	97.72	1:25.375	4
19	77	250	<b>Lee THORNTON</b>	Raider / Honda	10	14:44.108	1:27.051	16.181	95.93	1:26.006	6
20	52	250	<b>Steve BURTON</b>	Anderson / Honda	9	13:17.865	1 lap	1 lap	95.67	1:26.589	7
21	35	250	<b>Keith GLENISTER</b>	PVP / Honda	9	13:39.293	1 lap	21.428	93.17	1:26.390	2
22	6	125	<b>Matt CLARKE</b>	Alpha / TM	9	13:52.705	1 lap	13.412	91.67	1:29.913	2

### NOT CLASSIFIED

DNF 3	250	<b>James O'REILLY</b>	PVP / Honda	9	11:57.294	1 lap		106.41	1:18.770	6
DNF 43	250	<b>Daniel CLARKE</b>	Anderson / Honda	5	6:42.326	5 laps	4 laps	105.40	1:18.797	4
DNF 10	250	<b>Roy BENNETT</b>	ADE / Honda	2	3:07.376	8 laps	3 laps	90.52	1:30.762	2
DNF 86	250	<b>Lionel SIFLEET</b>	Anderson / Honda	2	3:55.578	8 laps	48.202	72.00	1:39.090	1
DNF 31	250	<b>Sam MOSS</b>	Anderson / Honda	1	2:59.719	9 laps	1 lap	47.19		

### FASTEST LAP

41	250	<b>Craig FLEMING</b>	Anderson / Honda	9	1:18.435	108.13 mph	174.02 kph
4	125	<b>Louise COLIN</b>	Anderson / Pavesi	10	1:23.981	100.99 mph	162.53 kph

Weather / Track : Cloudy / Dry

These results are provisional until the conclusion of any judicial and technical matters.

Thruxton  
Circuit Length = 2.3560 miles  
Start: 16:04 End: 16:19

Clerk of Course :		Timekeeper :	
-------------------	--	--------------	--

# MSA 250cc Long Circuit Kart Championship

## RACE 5 - LAP CHART

Lap 1			Lap 2			Lap 3			Lap 4			Lap 5		
No	Behind	Laptime	No	Behind	Laptime	No	Behind	Laptime	No	Behind	Laptime	No	Behind	Laptime
3		1:21.943	41		1:19.229	22		1:18.624	3		1:19.113	41		1:18.528
41	0.090	1:21.640	3	0.130	1:19.449	3	0.097	1:19.065	22	0.210	1:19.420	3	0.368	1:19.258
22	0.511	1:22.286	22	0.474	1:19.282	41	0.390	1:19.488	41	0.362	1:19.182	1	0.626	1:19.149
2	0.715	1:21.823	2	0.623	1:19.227	39	0.882	1:19.200	1	0.367	1:18.609	22	0.930	1:19.610
39	1.016	1:22.461	39	0.780	1:19.083	1	0.968	1:19.235	39	0.977	1:19.305	39	1.062	1:18.975
72	1.321	1:22.462	1	0.831	1:18.498	43	1.670	1:19.572	43	1.257	1:18.797	43	1.299	1:18.932
43	1.566	1:22.392	43	1.196	1:18.949	2	1.798	1:20.273	111	1.615	1:18.976	111	1.396	1:18.671
1	1.652	1:23.643	111	1.735	1:18.568	111	1.849	1:19.212	2	2.607	1:20.019	2	4.984	1:21.267
111	2.486	1:22.672	72	2.638	1:20.636	72	3.743	1:20.203	72	4.855	1:20.322	72	7.100	1:21.135
20	2.581	1:22.997	89	4.976	1:21.249	20	7.852	1:21.613	89	12.193	1:22.888	89	16.095	1:22.792
89	3.046	1:23.795	24	5.248	1:21.175	89	8.515	1:22.637	177	14.407	1:22.563	177	18.180	1:22.663
24	3.392	1:24.331	20	5.337	1:22.075	24	8.799	1:22.649	20	17.948	1:29.306	24	22.403	1:21.821
177	4.986	1:25.329	177	8.033	1:22.366	177	11.054	1:22.119	92	19.271	1:23.067	20	22.673	1:23.615
92	7.378	1:27.136	92	11.412	1:23.353	92	15.414	1:23.100	24	19.472	1:29.883	92	22.744	1:22.363
12	8.349	1:28.429	62	13.798	1:24.299	62	18.854	1:24.154	62	24.327	1:24.683	62	30.462	1:25.025
62	8.818	1:28.527	12	14.549	1:25.519	73	20.980	1:24.028	73	26.441	1:24.671	73	32.568	1:25.017
26	9.490	1:29.548	26	14.975	1:24.804	12	21.302	1:25.851	12	27.467	1:25.375	26	33.617	1:24.461
73	11.082	1:31.020	31	1 LAP	2:56.348 P	26	23.229	1:27.352	26	28.046	1:24.027	12	34.745	1:26.168
4	11.676	1:31.173	73	16.050	1:24.287	4	24.062	1:25.923	4	29.410	1:24.558	4	35.885	1:25.365
10	12.104	1:32.291	4	17.237	1:24.880	36	25.699	1:25.633	36	31.974	1:25.485	36	38.827	1:25.743
36	12.105	1:32.055	36	19.164	1:26.378	77	29.908	1:26.569	77	37.139	1:26.441	77	44.383	1:26.134
52	12.719	1:32.932	35	19.977	1:26.390	52	30.970	1:27.529	52	40.559	1:28.799	52	48.418	1:26.749
35	12.906	1:32.239	77	22.437	1:27.347	35	31.804	1:30.925	35	43.890	1:31.296	35	56.031	1:31.031
6	13.352	1:32.935	52	22.539	1:29.139	6	36.262	1:31.414	6	49.022	1:31.970	6	1:02.457	1:32.325
77	14.409	1:33.860	10	23.547	1:30.762									
86	20.147	1:39.090	6	23.946	1:29.913									
			86	1:11.749	2:10.921 P									

# MSA 250cc Long Circuit Kart Championship

## RACE 5 - LAP CHART

Lap 6			Lap 7			Lap 8			Lap 9			Lap 10		
No	Behind	Laptime	No	Behind	Laptime	No	Behind	Laptime	No	Behind	Laptime	No	Behind	Laptime
3		1:18.770	1		1:18.836	3		1:18.933	1		1:18.526	41		1:19.468
22	0.480	1:18.688	22	0.037	1:18.913	1	0.124	1:19.098	3	0.149	1:18.799	22	0.366	1:19.835
1	0.520	1:19.032	3	0.041	1:19.397	22	0.582	1:19.519	22	0.443	1:18.511	111	0.619	1:19.367
39	0.819	1:18.895	41	0.284	1:18.786	41	0.659	1:19.349	41	0.444	1:18.435	1	0.649	1:20.561
41	0.854	1:19.992	111	0.438	1:18.726	39	1.083	1:19.182	111	1.164	1:18.446	52	1 LAP	1:27.429
111	1.068	1:18.810	39	0.875	1:19.412	111	1.368	1:19.904	39	1.598	1:19.165	39	0.916	1:19.230
2	5.576	1:19.730	2	5.107	1:18.887	2	5.557	1:19.424	2	5.997	1:19.090	2	4.935	1:18.850
72	8.636	1:20.674	72	10.562	1:21.282	6	1 LAP	1:31.670	35	1 LAP	1:30.969	35	1 LAP	1:30.238
89	20.272	1:23.315	89	24.805	1:23.889	72	12.786	1:21.198	6	1 LAP	1:32.236	6	1 LAP	1:32.757
177	21.870	1:22.828	177	24.921	1:22.407	177	30.665	1:24.718	72	34.270	1:40.134	177	40.811	1:24.799
92	26.488	1:22.882	92	30.815	1:23.683	89	30.882	1:25.051	177	35.924	1:23.909	89	41.239	1:24.163
24	26.969	1:23.704	24	30.870	1:23.257	24	34.558	1:22.662	89	36.988	1:24.756	92	41.640	1:21.950
62	36.610	1:25.286	20	42.122	1:24.454	92	34.815	1:22.974	92	39.602	1:23.437	24	44.096	1:23.525
20	37.024	1:33.489	62	43.392	1:26.138	20	47.147	1:23.999	24	40.483	1:24.575	72	49.441	1:35.083
73	39.155	1:25.725	73	45.632	1:25.833	62	51.388	1:26.970	20	52.191	1:23.694	20	57.819	1:25.540
26	39.302	1:24.823	4	46.193	1:24.337	73	51.421	1:24.763	73	57.254	1:24.483	73	1:01.954	1:24.612
4	41.212	1:24.465	26	47.250	1:27.304	4	52.118	1:24.899	26	59.125	1:25.600	4	1:04.015	1:23.981
12	41.944	1:26.337	12	48.529	1:25.941	26	52.175	1:23.899	62	59.675	1:26.937	62	1:05.322	1:25.559
36	45.753	1:26.064	36	51.532	1:25.135	12	56.090	1:26.535	4	59.946	1:26.478	26	1:07.216	1:28.003
77	51.251	1:26.006	77	57.977	1:26.082	36	57.456	1:24.898	36	1:03.604	1:24.798	36	1:09.642	1:25.950
52	56.144	1:26.864	52	1:03.377	1:26.589	77	1:05.518	1:26.515	12	1:04.762	1:27.322	12	1:10.870	1:26.020
35	1:07.409	1:30.516	35	1:18.565	1:30.512	52	1:11.941	1:27.538	77	1:14.400	1:27.532	77	1:27.051	1:32.563
6	1:15.877	1:32.558												

# Impressions Classic Thunder / Blue Oval Saloon Series

## RACE 6 - CLASSIFICATION

POS	NO	CL	NAME	ENTRY	LAPS	TIME	GAP	DIFF	MPH	BEST	ON
1	74	B	Neil PHILPOTTS	Mitsubishi Starion	13	20:15.275			90.72	1:25.902	13
2	47	<UNI	Piers GRANGE	Ford Sierra XR8	13	20:25.293	10.018	10.018	89.98	1:26.367	5
3	51	F	Gareth PORTER	Peugeot 205 GTi	13	20:25.968	10.693	0.675	89.93	1:26.190	7
4	23	1	Craig RAINER	Ford Escort MK II	13	20:26.420	11.145	0.452	89.90	1:26.378	6
5	50	B	Jody HALSE	BMW 635	13	20:27.626	12.351	1.206	89.81	1:26.435	6
6	71	B	Andy DAVIES	BMW M3	13	20:27.632	12.357	0.006	89.81	1:26.024	5
7	24	C	Andy WILLIAMS	Ford Sierra Sapphire	13	20:55.347	40.072	27.715	87.83	1:28.648	12
8	28	B	Allan DAVIES	BMW M3	13	21:10.331	55.056	14.984	86.79	1:29.790	6
9	5	A2	Mark FOWLER	Chevrolet Camaro	13	21:20.500	1:05.225	10.169	86.10	1:30.520	4
10	27	C	David HILL	Honda Civic Type R	13	21:25.056	1:09.781	4.556	85.80	1:30.937	11
11	99	B	Andrew WILSON	Toyota Starlet	13	21:31.251	1:15.976	6.195	85.39	1:31.220	3
12	73	F	Adam CROFT	Peugeot 205 Gti	12	20:16.000	1 lap	1 lap	83.69	1:33.139	11
13	75	1	Paul EVANS	Ford Escort	12	20:17.222	1 lap	1.222	83.61	1:32.223	4
14	58	3	Steven HORNER	Ford Fiesta XR2	12	20:44.845	1 lap	27.623	81.76	1:34.293	8
15	93	F	Dean RAYMOND	Vauxhall Astra GTE	12	20:51.055	1 lap	6.210	81.35	1:34.936	3
16	15	3	James HORNER	Ford Fiesta	12	21:01.665	1 lap	10.610	80.67	1:37.086	7
17	2	4	Brian LONG	Ford Fiesta XR2	12	21:02.733	1 lap	1.068	80.60	1:37.118	10
18	90	C	Glynn ALLEN	BMW M3 E30	12	21:40.415	1 lap	37.682	78.26	1:39.642	12
19	70	E	Mark TAYLOR	Rover SD1 Vitesse	11	21:21.045	2 laps	1 lap	72.82	1:39.082	11

### NOT CLASSIFIED

DNF	96	1	Brian O'CONNOR	Ford Sierra Sapphire Cosworth	8	13:39.377	5 laps	3 laps	82.80	1:29.596	6
DNF	1	E	Chris LESTER	Ford XR2	8	14:09.519	5 laps	30.142	79.87	1:33.019	4
DNF	29	1	Robert DRUMMOND	Ford Escort Cosworth	6	12:52.382	7 laps	2 laps	65.88	1:34.006	5
DNF	42	1	Jeffrey WINDSOR	Ford Sierra RS Cosworth	5	9:09.607	8 laps	1 lap	77.16	1:31.820	3
DNF	10	3	Clive David ALEXANDER	Ford Fiesta	0						
DNF	12	3	Demetris NEOPHYTOU	Ford Fiesta MK1	0						

### FASTEST LAP

74	B	Neil PHILPOTTS	Mitsubishi Starion	13	1:25.902	98.73 mph	158.89 kph
51	F	Gareth PORTER	Peugeot 205 GTi	7	1:26.190	98.40 mph	158.36 kph
47	<UNI	Piers GRANGE	Ford Sierra XR8	5	1:26.367	98.20 mph	158.04 kph
23	1	Craig RAINER	Ford Escort MK II	6	1:26.378	98.19 mph	158.02 kph
24	C	Andy WILLIAMS	Ford Sierra Sapphire	12	1:28.648	95.67 mph	153.97 kph
5	A2	Mark FOWLER	Chevrolet Camaro	4	1:30.520	93.69 mph	150.79 kph
1	E	Chris LESTER	Ford XR2	4	1:33.019	91.18 mph	146.74 kph
58	3	Steven HORNER	Ford Fiesta XR2	8	1:34.293	89.94 mph	144.75 kph
2	4	Brian LONG	Ford Fiesta XR2	10	1:37.118	87.33 mph	140.54 kph

Weather / Track : Cloudy / Dry

These results are provisional until the conclusion of any judicial and technical matters.

Thruxton  
Circuit Length = 2.3560 miles  
Start: 16:36 End: 16:58

Clerk of Course :

Timekeeper :

# Impressions Classic Thunder / Blue Oval Saloon Series

## RACE 6 - LAP CHART

Lap 1			Lap 2			Lap 3			Lap 4			Lap 5		
No	Behind	Laptime	No	Behind	Laptime	No	Behind	Laptime	No	Behind	Laptime	No	Behind	Laptime
74		1:32.401	74		2:46.798	74		1:29.273	74		1:26.401	74		1:26.210
23	1.228	1:33.629	23	1.037	2:46.607	71	1.249	1:28.767	71	2.201	1:27.353	71	2.015	1:26.024
51	1.879	1:34.280	51	1.380	2:46.299	23	2.616	1:30.852	23	3.121	1:26.906	23	3.541	1:26.630
71	2.246	1:34.647	71	1.755	2:46.307	50	2.776	1:29.279	50	3.853	1:27.478	50	4.282	1:26.639
50	3.105	1:35.506	50	2.770	2:46.463	51	2.873	1:30.766	51	4.817	1:28.345	51	5.190	1:26.583
47	4.530	1:36.931	47	3.942	2:46.210	47	3.314	1:28.645	47	5.674	1:28.761	47	5.831	1:26.367
99	5.427	1:37.828	99	5.275	2:46.646	99	7.222	1:31.220	96	13.117	1:31.885	96	16.743	1:29.836
24	5.428	1:37.829	24	5.276	2:46.646	96	7.633	1:30.303	5	13.938	1:30.520	24	16.866	1:29.014
96	6.152	1:38.553	96	6.603	2:47.249	5	9.819	1:31.041	24	14.062	1:29.870	28	18.486	1:30.031
5	6.678	1:39.079	5	8.051	2:48.171	28	10.396	1:30.476	28	14.665	1:30.670	5	19.960	1:32.232
75	9.542	1:41.943	75	8.411	2:45.667	24	10.593	1:34.590	75	17.301	1:32.223	75	24.656	1:33.565
28	10.244	1:42.645	28	9.193	2:45.747	75	11.479	1:32.341	42	20.080	1:33.642	42	28.524	1:34.654
42	11.930	1:44.331	42	10.292	2:45.160	42	12.839	1:31.820	1	22.745	1:33.019	27	29.611	1:32.584
1	12.385	1:44.786	1	11.875	2:46.288	1	16.127	1:33.525	27	23.237	1:32.964	1	30.153	1:33.618
27	13.541	1:45.942	27	12.807	2:46.064	27	16.674	1:33.140	99	24.989	1:44.168	99	31.949	1:33.170
73	17.334	1:49.735	73	13.372	2:42.836	73	18.788	1:34.689	73	26.725	1:34.338	73	33.894	1:33.379
93	18.103	1:50.504	93	14.823	2:43.518	93	20.486	1:34.936	29	29.165	1:34.204	29	36.961	1:34.006
58	18.308	1:50.709	29	16.299	2:44.779	29	21.362	1:34.336	93	29.203	1:35.118	93	39.789	1:36.796
29	18.318	1:50.719	58	17.501	2:45.991	58	23.794	1:35.566	58	33.427	1:36.034	58	43.791	1:36.574
15	18.501	1:50.902	15	18.061	2:46.358	2	28.617	1:38.372	2	40.603	1:38.387	2	52.801	1:38.408
2	19.082	1:51.483	2	19.518	2:47.234	15	29.113	1:40.325	15	41.563	1:38.851	15	54.170	1:38.817
70	21.926	1:54.327	70	20.313	2:45.185	70	31.772	1:40.732	70	44.604	1:39.233	70	57.499	1:39.105
90	24.079	1:56.480	90	22.590	2:45.309	90	35.488	1:42.171	90	52.081	1:42.994	90	1:08.261	1:42.390

# Impressions Classic Thunder / Blue Oval Saloon Series

## RACE 6 - LAP CHART

Lap 6			Lap 7			Lap 8			Lap 9			Lap 10		
No	Behind	Laptime	No	Behind	Laptime	No	Behind	Laptime	No	Behind	Laptime	No	Behind	Laptime
74		1:26.776	74		1:27.489	74		1:26.308	74		1:26.637	74		1:28.456
71	2.382	1:27.143	71	2.597	1:27.704	23	3.907	1:27.504	15	1 LAP	1:38.188	71	6.688	1:29.876
23	3.143	1:26.378	23	2.711	1:27.057	71	4.400	1:28.111	2	1 LAP	1:38.908	23	6.795	1:31.068
50	3.941	1:26.435	50	3.567	1:27.115	51	5.428	1:28.048	23	4.183	1:26.913	47	7.866	1:28.522
51	4.987	1:26.573	51	3.688	1:26.190	50	5.880	1:28.621	71	5.268	1:27.505	51	8.081	1:30.740
47	6.028	1:26.973	47	5.864	1:27.325	47	7.136	1:27.580	51	5.797	1:27.006	50	8.607	1:29.472
24	19.477	1:29.387	24	22.178	1:30.190	90	1 LAP	1:44.160	50	7.591	1:28.348	70	2 LAPS	3:09.089 P
96	19.563	1:29.596	28	24.441	1:30.430	24	25.079	1:29.209	47	7.800	1:27.301	15	1 LAP	1:40.867
28	21.500	1:29.790	96	29.783	1:37.709	28	28.073	1:29.940	24	27.564	1:29.122	2	1 LAP	1:40.076
5	24.316	1:31.132	5	32.680	1:35.853	96	37.721	1:34.246	90	1 LAP	1:42.105	24	29.241	1:30.133
75	33.248	1:35.368	27	38.016	1:31.080	5	39.142	1:32.770	28	32.450	1:31.014	28	36.588	1:32.594
27	34.425	1:31.590	75	42.583	1:36.824	27	43.439	1:31.731	5	43.781	1:31.276	90	1 LAP	1:41.917
99	38.314	1:33.141	99	43.329	1:32.504	99	49.771	1:32.750	27	49.296	1:32.494	5	47.259	1:31.934
1	40.787	1:37.410	73	50.659	1:36.699	75	51.461	1:35.186	99	55.977	1:32.843	27	53.761	1:32.921
73	41.449	1:34.331	1	54.966	1:41.668	73	58.989	1:34.638	75	1:01.568	1:36.744	99	59.427	1:31.906
93	51.828	1:38.815	93	1:01.263	1:36.924	1	1:07.863	1:39.205	73	1:07.342	1:34.990	75	1:08.963	1:35.851
58	55.693	1:38.678	58	1:04.438	1:36.234	93	1:12.002	1:37.047	58	1:22.238	1:36.452	73	1:12.738	1:33.852
2	1:04.654	1:38.629	15	1:15.452	1:37.086	58	1:12.423	1:34.293	93	1:25.620	1:40.255			
15	1:05.855	1:38.461	2	1:16.166	1:39.001									
70	1:10.305	1:39.582	29	1 LAP	3:34.338 P									
90	1:24.289	1:42.804	70	1:22.641	1:39.825									

# Impressions Classic Thunder / Blue Oval Saloon Series

## RACE 6 - LAP CHART

Lap 11			Lap 12			Lap 13		
No	Behind	Laptime	No	Behind	Laptime	No	Behind	Laptime
74		1:26.403	74		1:26.221	74		1:25.902
58	1 LAP	1:36.598	47	9.418	1:27.280	73	1 LAP	1:33.374
23	7.518	1:27.126	51	9.921	1:27.405	75	1 LAP	1:36.185
93	1 LAP	1:37.315	23	10.228	1:28.931	47	10.018	1:26.502
47	8.359	1:26.896	71	10.886	1:27.756	51	10.693	1:26.674
51	8.737	1:27.059	50	11.248	1:27.554	23	11.145	1:26.819
71	9.351	1:29.066	58	1 LAP	1:40.274	50	12.351	1:27.005
50	9.915	1:27.711	93	1 LAP	1:41.038	71	12.357	1:27.373
15	1 LAP	1:37.104	15	1 LAP	1:37.497	58	1 LAP	1:37.442
2	1 LAP	1:37.118	24	35.419	1:28.648	93	1 LAP	1:38.789
24	32.992	1:30.154	2	1 LAP	1:37.868	24	40.072	1:30.555
70	2 LAPS	1:54.620 P	28	48.105	1:32.328	15	1 LAP	1:37.209
28	41.998	1:31.813	70	2 LAPS	1:40.265	2	1 LAP	1:37.249
5	53.579	1:32.723	5	59.649	1:32.291	28	55.056	1:32.853
90	1 LAP	1:40.643	27	1:04.033	1:31.959	5	1:05.225	1:31.478
27	58.295	1:30.937	99	1:09.470	1:31.279	70	2 LAPS	1:39.082
99	1:04.412	1:31.388	90	1 LAP	1:39.800	27	1:09.781	1:31.650
75	1:17.885	1:35.325				99	1:15.976	1:32.408
73	1:19.474	1:33.139				90	1 LAP	1:39.642

# Max 5 Championship

## RACE 7 - CLASSIFICATION

POS	NO	CL	NAME	ENTRY	LAPS	TIME	GAP	DIFF	MPH	BEST	ON
1	78	A	Joachim RITTER	Mazda MX5	13	21:09.696			86.83	1:36.254	12
2	24	A	Jonathan HALLIWELL	Mazda MX5	13	21:15.657	5.961	5.961	86.43	1:36.328	10
3	72	A	Cassey WATSON	Mazda MX5	13	21:55.485	45.789	39.828	83.81	1:39.718	3
4	25	A	Paul RODDISON	Mazda MX5	13	22:20.814	1:11.118	25.329	82.23	1:39.003	6
NOT CLASSIFIED											
DNF	29	A	Nick WRIGHT	Mazda MX5	12	20:34.969	1 lap	1 lap	82.41	1:37.855	2
DNF	11	A	Nick DOUGHILL	Mazda MX5	10	17:23.906	3 laps	2 laps	81.24	1:39.883	4
FASTEST LAP											
78	A	Joachim RITTER	Mazda MX5	12	1:36.254			88.11 mph	141.80 kph		

Weather / Track : Cloudy / Dry

These results are provisional until the conclusion of any judicial and technical matters.

Thruxton  
 Circuit Length = 2.3560 miles  
 Start: 17:14 End: 17:36

Clerk of Course :

Timekeeper :

**Max 5 Championship**  
**RACE 7 - LAP CHART**

Lap 1			Lap 2			Lap 3			Lap 4			Lap 5		
No	Behind	Laptime	No	Behind	Laptime	No	Behind	Laptime	No	Behind	Laptime	No	Behind	Laptime
78		1:44.801	78		1:38.158	78		1:37.768	78		1:37.389	78		1:36.948
24	1.261	1:46.062	24	0.062	1:36.959	24	0.215	1:37.921	24	0.795	1:37.969	24	0.187	1:36.340
29	1.571	1:46.372	29	1.268	1:37.855	29	1.623	1:38.123	29	2.366	1:38.132	29	4.376	1:38.958
72	2.863	1:47.664	25	4.160	1:39.417	25	5.858	1:39.466	25	9.166	1:40.697	72	14.699	1:41.250
25	2.901	1:47.702	72	5.396	1:40.691	72	7.346	1:39.718	72	10.397	1:40.440	11	28.361	1:53.990
11	4.002	1:48.803	11	6.560	1:40.716	11	8.825	1:40.033	11	11.319	1:39.883	25	30.411	1:58.193

**Max 5 Championship**  
**RACE 7 - LAP CHART**

Lap 6			Lap 7			Lap 8			Lap 9			Lap 10		
No	Behind	Laptime	No	Behind	Laptime	No	Behind	Laptime	No	Behind	Laptime	No	Behind	Laptime
78		1:37.950	78		1:36.706	78		1:36.680	78		1:36.777	78		1:36.834
24	0.838	1:38.601	24	0.583	1:36.451	24	0.910	1:37.007	24	0.635	1:36.502	24	0.129	1:36.328
29	7.072	1:40.646	29	10.060	1:39.694	29	12.398	1:39.018	29	15.294	1:39.673	29	17.221	1:38.761
72	17.384	1:40.635	72	21.555	1:40.877	72	25.990	1:41.115	72	30.037	1:40.824	72	33.629	1:40.426
11	30.927	1:40.516	25	35.413	1:40.655	25	41.005	1:42.272	25	46.800	1:42.572	25	51.726	1:41.760
25	31.464	1:39.003	11	35.694	1:41.473	11	42.592	1:43.578	11	48.925	1:43.110	11	1:03.895	1:51.804 P

**Max 5 Championship**  
**RACE 7 - LAP CHART**

Lap 11			Lap 12			Lap 13		
No	Behind	Laptime	No	Behind	Laptime	No	Behind	Laptime
78		1:36.890	78		1:36.254	78		1:36.541
24	1.973	1:38.734	24	4.045	1:38.326	24	5.961	1:38.457
29	22.050	1:41.719	72	41.339	1:40.817	72	45.789	1:40.991
72	36.776	1:40.037	29	1:01.814	2:16.018 P	25	1:11.118	1:42.207
25	58.845	1:44.009	25	1:05.452	1:42.861			

# Hammerite Classic Gp1 Touring Cars i.a.w. Dunlop

## RACE 8 - CLASSIFICATION

POS	NO	CL	NAME	ENTRY	LAPS	TIME	GAP	DIFF	MPH	BEST	ON
1	1	B	<b>Jim MCLOUGHLIN</b>	Ford Capri	13	20:20.191			90.36	1:32.418	7
2	55	A	<b>David HOWARD</b>	Jaguar XJ12	13	20:30.622	<b>10.431</b>	10.431	89.59	1:33.101	7
3	54	B	<b>Alan ROPER</b>	Rover SDi Vitesse	13	21:10.536	<b>50.345</b>	39.914	86.78	1:35.948	12
4	51	F	<b>Michael DUGDALE</b>	BMW E30 320	13	21:11.783	<b>51.592</b>	1.247	86.69	1:36.091	11
5	4	B	<b>Tim SCOTT ANDREWS</b>	Rover Vitesse	13	21:16.848	<b>56.657</b>	5.065	86.35	1:35.555	12
6	37	C	<b>Matthew IRONS</b>	BMW 323	13	21:26.212	<b>1:06.021</b>	9.364	85.72	1:37.324	9
7	39	D	<b>Phil WALLER</b>	Hillman Avenger GT	12	20:40.060	<b>1 lap</b>	1 lap	82.07	1:40.303	6
8	98	B	<b>Chris MARSH</b>	Ford Capri	12	20:45.241	<b>1 lap</b>	5.181	81.73	1:40.577	12
9	76	E	<b>Neil BRAY</b>	Ford Fiesta	12	21:18.858	<b>1 lap</b>	33.617	79.58	1:43.970	3

NOT CLASSIFIED

DNF	68	E	<b>Brian GOODWIN</b>	Ford Fiesta	8	13:39.999	<b>5 laps</b>	4 laps	82.74	1:40.059	3
-----	----	---	----------------------	-------------	---	-----------	---------------	--------	-------	----------	---

FASTEST LAP

1	B	<b>Jim MCLOUGHLIN</b>	Ford Capri	7	1:32.418	91.77 mph	147.69 kph
55	A	<b>David HOWARD</b>	Jaguar XJ12	7	1:33.101	91.10 mph	146.61 kph
51	F	<b>Michael DUGDALE</b>	BMW E30 320	11	1:36.091	88.26 mph	142.05 kph
37	C	<b>Matthew IRONS</b>	BMW 323	9	1:37.324	87.14 mph	140.25 kph
68	E	<b>Brian GOODWIN</b>	Ford Fiesta	3	1:40.059	84.76 mph	136.41 kph
39	D	<b>Phil WALLER</b>	Hillman Avenger GT	6	1:40.303	84.55 mph	136.08 kph

Weather / Track : Sunny / Dry

These results are provisional until the conclusion of any judicial and technical matters.

Thruxton  
Circuit Length = 2.3560 miles  
Start: 17:46 End: 18:07

Clerk of Course :

Timekeeper :

**Hammerite Classic Gp1 Touring Cars i.a.w. Dunlop**  
**RACE 8 - LAP CHART**

Lap 1			Lap 2			Lap 3			Lap 4			Lap 5		
No	Behind	Laptime	No	Behind	Laptime	No	Behind	Laptime	No	Behind	Laptime	No	Behind	Laptime
1		1:39.092	1		1:33.178	1		1:33.258	1		1:33.889	1		1:33.605
55	1.405	1:40.497	55	2.240	1:34.013	55	2.465	1:33.483	55	2.491	1:33.915	55	2.033	1:33.147
54	4.113	1:43.205	54	7.372	1:36.437	54	12.690	1:38.576	54	17.569	1:38.768	54	21.412	1:37.448
37	4.952	1:44.044	37	10.350	1:38.576	37	15.701	1:38.609	51	20.604	1:37.843	51	24.157	1:37.158
4	6.354	1:45.446	51	13.522	1:39.466	51	16.650	1:36.386	37	21.069	1:39.257	4	27.118	1:38.694
51	7.234	1:46.326	4	14.942	1:41.766	4	18.697	1:37.013	4	22.029	1:37.221	37	27.893	1:40.429
39	10.918	1:50.010	39	19.666	1:41.926	39	28.746	1:42.338	39	36.944	1:42.087	39	44.330	1:40.991
68	15.564	1:54.656	68	22.717	1:40.331	68	29.518	1:40.059	68	38.469	1:42.840	68	45.696	1:40.832
98	17.232	1:56.324	98	28.291	1:44.237	98	38.450	1:43.417	98	47.864	1:43.303	98	56.697	1:42.438
76	18.532	1:57.624	76	30.244	1:44.890	76	40.956	1:43.970	76	52.019	1:44.952	76	1:04.234	1:45.820

# Hammerite Classic Gp1 Touring Cars i.a.w. Dunlop

## RACE 8 - LAP CHART

Lap 6			Lap 7			Lap 8			Lap 9			Lap 10		
No	Behind	Laptime	No	Behind	Laptime	No	Behind	Laptime	No	Behind	Laptime	No	Behind	Laptime
1		1:34.393	1		1:32.418	1		1:32.755	1		1:33.488	1		1:33.185
55	1.467	1:33.827	55	2.150	1:33.101	55	3.086	1:33.691	55	5.444	1:35.846	98	1 LAP	1:43.380
54	24.613	1:37.594	54	30.447	1:38.252	54	35.097	1:37.405	76	1 LAP	1:46.866	55	6.790	1:34.531
51	27.114	1:37.350	51	32.173	1:37.477	51	36.343	1:36.925	54	38.391	1:36.782	76	1 LAP	1:45.373
4	31.491	1:38.766	4	36.916	1:37.843	4	40.801	1:36.640	51	40.172	1:37.317	54	41.811	1:36.605
37	31.510	1:38.010	37	37.901	1:38.809	37	42.756	1:37.610	4	44.702	1:37.389	51	43.543	1:36.556
39	50.240	1:40.303	68	59.518	1:40.104	68	1:07.411	1:40.648	37	46.592	1:37.324	4	48.422	1:36.905
68	51.832	1:40.529	39	59.751	1:41.929	39	1:11.318	1:44.322	39	1:23.919	1:46.089	37	51.059	1:37.652
98	1:04.483	1:42.179	98	1:14.653	1:42.588	98	1:25.165	1:43.267						
76	1:15.713	1:45.872	76	1:29.230	1:45.935									

**Hammerite Classic Gp1 Touring Cars i.a.w. Dunlop  
RACE 8 - LAP CHART**

Lap 11			Lap 12			Lap 13		
No	Behind	Laptime	No	Behind	Laptime	No	Behind	Laptime
1		1:33.552	1		1:33.796	1		1:33.582
39	1 LAP	1:44.365	55	9.107	1:34.975	55	10.431	1:34.906
55	7.928	1:34.690	39	1 LAP	1:43.159	39	1 LAP	1:42.541
98	1 LAP	1:42.767	98	1 LAP	1:40.764	98	1 LAP	1:40.577
76	1 LAP	1:46.181	76	1 LAP	1:45.619	54	50.345	1:36.642
54	45.133	1:36.874	54	47.285	1:35.948	51	51.592	1:36.639
51	46.082	1:36.091	51	48.535	1:36.249	4	56.657	1:36.239
4	52.241	1:37.371	4	54.000	1:35.555	76	1 LAP	1:45.756
37	54.934	1:37.427	37	59.382	1:38.244	37	1:06.021	1:40.221