



NW CENTRE RACE DAY

Oulton Park International Circuit

26th September 2009



Results Provided by Timing Solutions Ltd

www.tsl-timing.com

Performance & Economy Chip Tuning Sports/Saloons

QUALIFYING - RACE 1 - CLASSIFICATION

POS	NO	CL	NAME	ENTRY	TIME	ON	LAPS	GAP	DIFF	MPH
1	123	A	Ric WOOD	Vauxhall Calibra 6900cc	1:48.976	7	7			88.93
2	30	B	Robert CHALMERS	Caterham R400 1800cc	1:49.657	10	10	0.681	0.681	88.37
3	93	C	Robert SPENCER	Stuart Taylor Locosaki 1200cc	1:49.860	5	9	0.884	0.203	88.21
4	34	B	Steve OWEN	Westfield SE 2000cc	1:50.702	6	6	1.726	0.842	87.54
5	3	C	Chris MARIES	MK Indy Busa RR 1340cc	1:50.966	4	6	1.990	0.264	87.33
6	44	B	Peter DAVIES	Caterham R4000 1800cc	1:51.232	10	10	2.256	0.266	87.12
7	10	B	Alistair CHALMERS	Caterham CSR 2300cc	1:51.758	4	9	2.782	0.526	86.71
8	1	D	Paul DOBSON	Mazda RX7 2600cc	1:52.063	3	5	3.087	0.305	86.48
9	2	E	Dennis CROMPTON	BMW e30 m3 2500cc	1:53.203	8	8	4.227	1.140	85.60
10	90	C	Nancy KEENAN	mk Indy	1:53.539	2	7	4.563	0.336	85.35
11	76	E	Kingsley INGRAM	Mazda 323F 1998cc	1:54.030	9	9	5.054	0.491	84.98
12	58	A	Darren SMITH	TVR Tuscan	1:54.389	4	6	5.413	0.359	84.72
13	38	B	Kevin CRYER	Caterham Seven 2000cc	1:54.498	5	9	5.522	0.109	84.64
14	60	C	Iain GORRIE	Westfield XTR2 1300cc	1:55.062	1	3	6.086	0.564	84.22
15	78	D	Simon PARKER	Vauxhall Vectra	1:55.601	5	6	6.625	0.539	83.83
16	81	B	Patrick SMYTH	Lotus Elan 2499cc	1:55.874	1	7	6.898	0.273	83.63
17	26	B	Cam FORBES	Westfield SEiW 2000cc	1:56.114	9	9	7.138	0.240	83.46
18	95	C	Paul WOOLFITT	Zcars Mini 1300cc	1:57.414	3	7	8.438	1.300	82.53
19	29	A	Colin VICKERS	Ford Capri	1:57.768	7	9	8.792	0.354	82.29
20	80	D	David HINDE	Vauxhall Vectra 3196cc	1:57.987	9	9	9.011	0.219	82.13
21	52	D	Andy ROBEY	BMW M3 3000cc	1:58.080	6	8	9.104	0.093	82.07
22	56	D	Duncan AUKLAND	Rover 3500se 4200cc	1:58.253	5	8	9.277	0.173	81.95
23	53	D	David RAWLINS	Vauxhall Vectra 3200cc	1:59.143	4	8	10.167	0.890	81.34
24	46	B	Brian DEAN	Westfield Se 1800cc	1:59.599	7	9	10.623	0.456	81.03
25	59	D	Mike HURST	Vauxhall Vectra 3200cc	2:01.001	5	5	12.025	1.402	80.09
26	20	A	James AUKLAND	Ford Capri 3900cc	2:02.078	9	9	13.102	1.077	79.38
27	45	D	Derek KELLY-COOPER	Vauxhall Vectra 3.2cc	2:03.525	2	7	14.549	1.447	78.45
28	88	D	Craig ODAMS	Vauxhall Vectra Challenge SRi V6 3200cc	2:04.699	2	4	15.723	1.174	77.71
29	62	C	Paul SAMPSON	Suzuki SC100 1100cc	2:05.956	2	8	16.980	1.257	76.94
30	43	A	Graham BRINDLEY	Ford RS2000 MK2 1998cc	2:06.082	1	3	17.106	0.126	76.86
31	40	B	Dave MARIES	Westfield SE1 1800cc	2:11.146	5	7	22.170	5.064	73.89
32	77	F	Paul INGRAM	Ford Fiesta 1598cc	2:11.442	1	2	22.466	0.296	73.73
33	37	E	Brian ALLEN	Ford Fiesta XR2i 1615cc	2:13.297	6	8	24.321	1.855	72.70
34	99	C	John SEERY	Sylva Phoenix 1000cc	2:13.489	1	5	24.513	0.192	72.59
35	28	D	Nicholas BARTLETT	Lancia Delta Integrale 1995 Turbocc	2:19.545	6	7	30.569	6.056	69.44
36	70	F	Paul INGRAM	Peugeot 205 GTI	2:20.788	3	6	31.812	1.243	68.83

Cars 3 and 60 please fit transponder for race

Weather / Track : Cloudy / Dry

These results are provisional until the conclusion of any judicial and technical matters.

Oulton Park International
Circuit Length = 2.6920 miles
Start: 08:30 End: 09:00

Clerk of Course :	Timekeeper :
-------------------	--------------

Performance & Economy Chip Tuning Sports/Saloons

QUALIFYING - RACE 1 - LAP ANALYSIS

1	Paul DOBSON		D Mazda RX7 2600cc				
1 -	2:04.922	+ 12.859	8:36:25.056	4 -	2:49.200 P	+ 57.137	8:43:08.835
2 -	2:02.516	+ 10.453	8:38:27.572	5 -	8:18.270 P	+ 6:26.207	8:51:27.105
3 -	1:52.063		8:40:19.635				
2	Dennis CROMPTON		E BMW e30 m3 2500cc				
1 -	2:23.182	+ 29.979	8:35:51.313	5 -	1:54.949	+ 1.746	8:43:45.056
2 -	2:03.523	+ 10.320	8:37:54.836	6 -	1:56.397	+ 3.194	8:45:41.453
3 -	1:58.446	+ 5.243	8:39:53.282	7 -	1:55.672	+ 2.469	8:47:37.125
4 -	1:56.825	+ 3.622	8:41:50.107	8 -	1:53.203		8:49:30.328
3	Chris MARIES		C MK Indy Busa RR 1340cc				
1 -	1:52.631	+ 1.665	8:35:00.378	4 -	1:50.966		8:40:36.360
2 -	1:53.272	+ 2.306	8:36:53.650	5 -	1:52.390	+ 1.424	8:42:28.750
3 -	1:51.744	+ 0.778	8:38:45.394	6 -	2:42.209 P	+ 51.243	8:45:10.959
10	Alistair CHALMERS		B Caterham CSR 2300cc				
1 -	1:55.751	+ 3.993	8:34:43.078	6 -	1:57.439	+ 5.681	8:44:15.148
2 -	1:53.470	+ 1.712	8:36:36.548	7 -	1:52.065	+ 0.307	8:46:07.213
3 -	1:53.904	+ 2.146	8:38:30.452	8 -	1:55.885	+ 4.127	8:48:03.098
4 -	1:51.758		8:40:22.210	9 -	2:03.650 P	+ 11.892	8:50:06.748
5 -	1:55.499	+ 3.741	8:42:17.709				
20	James AUKLAND		A Ford Capri 3900cc				
1 -	2:10.997	+ 8.919	8:35:44.591	6 -	2:03.410	+ 1.332	8:46:08.290
2 -	2:06.836	+ 4.758	8:37:51.427	7 -	2:02.881	+ 0.803	8:48:11.171
3 -	2:04.129	+ 2.051	8:39:55.556	8 -	2:02.125	+ 0.047	8:50:13.296
4 -	2:06.579	+ 4.501	8:42:02.135	9 -	2:02.078		8:52:15.374
5 -	2:02.745	+ 0.667	8:44:04.880				
26	Cam FORBES		B Westfield SEiW 2000cc				
1 -	2:05.290	+ 9.176	8:35:11.487	6 -	1:56.385	+ 0.271	8:45:05.951
2 -	2:03.405	+ 7.291	8:37:14.892	7 -	1:56.896	+ 0.782	8:47:02.847
3 -	2:00.001	+ 3.887	8:39:14.893	8 -	1:57.856	+ 1.742	8:49:00.703
4 -	1:58.087	+ 1.973	8:41:12.980	9 -	1:56.114		8:50:56.817
5 -	1:56.586	+ 0.472	8:43:09.566				
28	Nicholas BARTLETT		D Lancia Delta Integrale 1995 Turbocc				
1 -	2:27.224	+ 7.679	8:37:14.759	5 -	2:20.543	+ 0.998	8:46:47.602
2 -	2:26.364	+ 6.819	8:39:41.123	6 -	2:19.545		8:49:07.147
3 -	2:23.073	+ 3.528	8:42:04.196	7 -	2:23.786	+ 4.241	8:51:30.933
4 -	2:22.863	+ 3.318	8:44:27.059				
29	Colin VICKERS		A Ford Capri				
1 -	2:10.739	+ 12.971	8:36:12.293	6 -	1:59.033	+ 1.265	8:46:21.520
2 -	2:02.448	+ 4.680	8:38:14.741	7 -	1:57.768		8:48:19.288
3 -	2:03.020	+ 5.252	8:40:17.761	8 -	2:00.057	+ 2.289	8:50:19.345
4 -	2:02.152	+ 4.384	8:42:19.913	9 -	1:59.067	+ 1.299	8:52:18.412
5 -	2:02.574	+ 4.806	8:44:22.487				
30	Robert CHALMERS		B Caterham R400 1800cc				
1 -	1:55.616	+ 5.959	8:34:43.458	6 -	1:58.238	+ 8.581	8:44:14.391
2 -	1:51.932	+ 2.275	8:36:35.390	7 -	1:51.910	+ 2.253	8:46:06.301
3 -	1:52.668	+ 3.011	8:38:28.058	8 -	1:55.692	+ 6.035	8:48:01.993
4 -	1:53.762	+ 4.105	8:40:21.820	9 -	1:50.715	+ 1.058	8:49:52.708
5 -	1:54.333	+ 4.676	8:42:16.153	10 -	1:49.657		8:51:42.365
34	Steve OWEN		B Westfield SE 2000cc				
1 -	1:54.766	+ 4.064	8:41:36.633	4 -	1:51.363	+ 0.661	8:47:16.099
2 -	1:53.809	+ 3.107	8:43:30.442	5 -	1:51.068	+ 0.366	8:49:07.167
3 -	1:54.294	+ 3.592	8:45:24.736	6 -	1:50.702		8:50:57.869

Cars 3 and 60 please fit transponder for race

Weather / Track : Cloudy / Dry

Performance & Economy Chip Tuning Sports/Saloons

QUALIFYING - RACE 1 - LAP ANALYSIS

37	Brian ALLEN		E Ford Fiesta XR2i 1615cc				
1 -	2:17.580	+ 4.283	8:35:57.148	5 -	2:14.918	+ 1.621	8:44:58.453
2 -	2:15.969	+ 2.672	8:38:13.117	6 -	2:13.297		8:47:11.750
3 -	2:15.417	+ 2.120	8:40:28.534	7 -	2:17.220	+ 3.923	8:49:28.970
4 -	2:15.001	+ 1.704	8:42:43.535	8 -	2:14.519	+ 1.222	8:51:43.489
38	Kevin CRYER		B Caterham Seven 2000cc				
1 -	2:01.922	+ 7.424	8:34:59.872	6 -	1:55.985	+ 1.487	8:44:45.677
2 -	2:01.373	+ 6.875	8:37:01.245	7 -	1:56.390	+ 1.892	8:46:42.067
3 -	1:58.564	+ 4.066	8:38:59.809	8 -	1:56.446	+ 1.948	8:48:38.513
4 -	1:55.385	+ 0.887	8:40:55.194	9 -	1:54.989	+ 0.491	8:50:33.502
5 -	1:54.498		8:42:49.692				
40	Dave MARIES		B Westfield SE1 1800cc				
1 -	2:24.069	+ 12.923	8:35:51.934	5 -	2:11.146		8:44:41.830
2 -	2:13.762	+ 2.616	8:38:05.696	6 -	2:26.959 P	+ 15.813	8:47:08.789
3 -	2:12.340	+ 1.194	8:40:18.036	7 -	2:58.012	+ 46.866	8:50:06.801
4 -	2:12.648	+ 1.502	8:42:30.684				
43	Graham BRINDLEY		A Ford RS2000 MK2 1998cc				
1 -	2:06.082		8:35:22.859	3 -	2:14.963 P	+ 8.881	8:39:44.363
2 -	2:06.541	+ 0.459	8:37:29.400				
44	Peter DAVIES		B Caterham R4000 1800cc				
1 -	1:55.200	+ 3.968	8:34:44.051	6 -	1:57.763	+ 6.531	8:44:13.260
2 -	1:52.340	+ 1.108	8:36:36.391	7 -	1:52.936	+ 1.704	8:46:06.196
3 -	1:52.210	+ 0.978	8:38:28.601	8 -	2:03.307	+ 12.075	8:48:09.503
4 -	1:52.991	+ 1.759	8:40:21.592	9 -	1:53.342	+ 2.110	8:50:02.845
5 -	1:53.905	+ 2.673	8:42:15.497	10 -	1:51.232		8:51:54.077
45	Derek KELLY-COOPER		D Vauxhall Vectra 3.2cc				
1 -	2:06.339	+ 2.814	8:36:19.781	5 -	2:05.475	+ 1.950	8:44:38.733
2 -	2:03.525		8:38:23.306	6 -	2:05.295	+ 1.770	8:46:44.028
3 -	2:05.436	+ 1.911	8:40:28.742	7 -	2:12.165	+ 8.640	8:48:56.193
4 -	2:04.516	+ 0.991	8:42:33.258				
46	Brian DEAN		B Westfield Se 1800cc				
1 -	2:10.813	+ 11.214	8:36:00.537	6 -	2:00.607	+ 1.008	8:46:20.583
2 -	2:05.118	+ 5.519	8:38:05.655	7 -	1:59.599		8:48:20.182
3 -	2:02.891	+ 3.292	8:40:08.546	8 -	2:22.076 P	+ 22.477	8:50:42.258
4 -	2:00.371	+ 0.772	8:42:08.917	9 -	1:06.967 P	+ -52.632	8:51:49.225
5 -	2:11.059	+ 11.460	8:44:19.976				
52	Andy ROBEY		D BMW M3 3000cc				
1 -	2:04.611	+ 6.531	8:35:22.458	5 -	1:59.901	+ 1.821	8:43:20.046
2 -	1:59.790	+ 1.710	8:37:22.248	6 -	1:58.080		8:45:18.126
3 -	1:59.243	+ 1.163	8:39:21.491	7 -	1:58.216	+ 0.136	8:47:16.342
4 -	1:58.654	+ 0.574	8:41:20.145	8 -	1:58.685	+ 0.605	8:49:15.027
53	David RAWLINS		D Vauxhall Vectra 3200cc				
1 -	2:04.518	+ 5.375	8:35:35.593	5 -	2:00.723	+ 1.580	8:43:38.441
2 -	1:59.699	+ 0.556	8:37:35.292	6 -	2:00.885	+ 1.742	8:45:39.326
3 -	2:03.283	+ 4.140	8:39:38.575	7 -	2:00.920	+ 1.777	8:47:40.246
4 -	1:59.143		8:41:37.718	8 -	2:20.020 P	+ 20.877	8:50:00.266
56	Duncan AUKLAND		D Rover 3500se 4200cc				
1 -	2:10.987	+ 12.734	8:35:45.328	5 -	1:58.253		8:43:44.115
2 -	2:02.399	+ 4.146	8:37:47.727	6 -	2:04.940	+ 6.687	8:45:49.055
3 -	1:58.344	+ 0.091	8:39:46.071	7 -	2:09.686	+ 11.433	8:47:58.741
4 -	1:59.791	+ 1.538	8:41:45.862	8 -	2:21.693 P	+ 23.440	8:50:20.434

Cars 3 and 60 please fit transponder for race

Weather / Track : Cloudy / Dry

Performance & Economy Chip Tuning Sports/Saloons

QUALIFYING - RACE 1 - LAP ANALYSIS

58	Darren SMITH		A TVR Tuscan			
1 -	2:02.882	+ 8.493	8:35:34.019	4 -	1:54.389	8:41:19.273
2 -	1:55.062	+ 0.673	8:37:29.081	5 -	2:04.005	8:43:23.278
3 -	1:55.803	+ 1.414	8:39:24.884	6 -	13:26.249	8:56:49.527
					+ 11:31.860	
59	Mike HURST		D Vauxhall Vectra 3200cc			
1 -	2:06.775	+ 5.774	8:42:01.690	4 -	2:03.505	8:48:08.149
2 -	2:01.809	+ 0.808	8:44:03.499	5 -	2:01.001	8:50:09.150
3 -	2:01.145	+ 0.144	8:46:04.644			
					+ 2.504	
60	Iain GORRIE		C Westfield XTR2 1300cc			
1 -	1:55.062		8:41:38.480	3 -	1:56.255	8:45:30.552
2 -	1:55.817	+ 0.755	8:43:34.297			
					+ 1.193	
62	Paul SAMPSON		C Suzuki SC100 1100cc			
1 -	2:06.029	+ 0.073	8:35:13.674	5 -	2:23.402	8:46:02.896
2 -	2:05.956		8:37:19.630	6 -	2:08.134	8:48:11.030
3 -	2:07.714	+ 1.758	8:39:27.344	7 -	2:08.141	8:50:19.171
4 -	4:12.150	+ 2:06.194	8:43:39.494	8 -	2:08.670	8:52:27.841
					+ 2.714	
70	Paul INGRAM		F Peugeot 205 GTI			
1 -	2:24.500	+ 3.712	8:36:15.079	4 -	2:21.399	8:43:20.601
2 -	2:23.335	+ 2.547	8:38:38.414	5 -	2:21.491	8:45:42.092
3 -	2:20.788		8:40:59.202	6 -	2:30.456 P	8:48:12.548
					+ 9.668	
76	Kingsley INGRAM		E Mazda 323F 1998cc			
1 -	2:03.764	+ 9.734	8:36:11.487	6 -	1:55.397	8:45:55.379
2 -	1:56.848	+ 2.818	8:38:08.335	7 -	1:54.166	8:47:49.545
3 -	1:57.477	+ 3.447	8:40:05.812	8 -	1:55.013	8:49:44.558
4 -	1:58.261	+ 4.231	8:42:04.073	9 -	1:54.030	8:51:38.588
5 -	1:55.909	+ 1.879	8:43:59.982			
					+ 1.367	
					+ 0.136	
					+ 0.983	
77	Paul INGRAM		F Ford Fiesta 1598cc			
1 -	2:11.442		8:35:55.390	2 -	2:18.929 P	8:38:14.319
					+ 7.487	
78	Simon PARKER		D Vauxhall Vectra			
1 -	2:05.129	+ 9.528	8:39:19.766	4 -	1:58.026	8:45:17.046
2 -	1:58.632	+ 3.031	8:41:18.398	5 -	1:55.601	8:47:12.647
3 -	2:00.622	+ 5.021	8:43:19.020	6 -	1:56.751	8:49:09.398
					+ 1.150	
80	David HINDE		D Vauxhall Vectra 3196cc			
1 -	2:11.301	+ 13.314	8:36:07.304	6 -	2:00.230	8:46:19.075
2 -	2:05.688	+ 7.701	8:38:12.992	7 -	1:58.628	8:48:17.703
3 -	2:00.957	+ 2.970	8:40:13.949	8 -	2:00.179	8:50:17.882
4 -	1:58.709	+ 0.722	8:42:12.658	9 -	1:57.987	8:52:15.869
5 -	2:06.187	+ 8.200	8:44:18.845			
					+ 2.243	
					+ 0.641	
					+ 2.192	
81	Patrick SMYTH		B Lotus Elan 2499cc			
1 -	1:55.874		8:39:54.989	5 -	1:58.388	8:48:22.888
2 -	1:58.506	+ 2.632	8:41:53.495	6 -	2:01.290	8:50:24.178
3 -	2:16.162	+ 20.288	8:44:09.657	7 -	2:14.723	8:52:38.901
4 -	2:14.843	+ 18.969	8:46:24.500			
					+ 2.514	
					+ 5.416	
					+ 18.849	
88	Craig ODAMS		D Vauxhall Vectra Challenge SRi V6 3200cc			
1 -	2:07.680	+ 2.981	8:42:22.746	3 -	2:15.822 P	8:46:43.267
2 -	2:04.699		8:44:27.445	4 -	3:08.857	8:49:52.124
					+ 11.123	
					+ 1:04.158	
90	Danny KEENAN		C mk Indy			
1 -	1:57.995	+ 4.456	8:35:01.375	5 -	1:55.259	8:42:41.139
2 -	1:53.539		8:36:54.914	6 -	2:19.237 P	8:45:00.376
3 -	1:56.340	+ 2.801	8:38:51.254	7 -	3:51.528 P	8:48:51.904
4 -	1:54.626	+ 1.087	8:40:45.880			
					+ 1.720	
					+ 25.698	
					+ 1:57.989	

Cars 3 and 60 please fit transponder for race

Weather / Track : Cloudy / Dry

www.tsl-timing.com

Oulton Park International
Circuit Length = 2.6920 miles
Start: 08:30 End: 09:00

Page 3 of 4

Printed - 10.08 Saturday, 26 September 2009

Performance & Economy Chip Tuning Sports/Saloons

QUALIFYING - RACE 1 - LAP ANALYSIS

93	Robert SPENCER		C Stuart Taylor Locosaki 1200cc				
1 -	2:01.925	+ 12.065	8:35:33.562	6 -	1:50.830	+ 0.970	8:44:48.407
2 -	1:51.775	+ 1.915	8:37:25.337	7 -	2:17.061 P	+ 27.201	8:47:05.468
3 -	1:52.324	+ 2.464	8:39:17.661	8 -	2:51.727	+ 1:01.867	8:49:57.195
4 -	1:50.056	+ 0.196	8:41:07.717	9 -	1:54.173	+ 4.313	8:51:51.368
5 -	1:49.860		8:42:57.577				
95	Paul WOOLFITT		C Zcars Mini 1300cc				
1 -	1:58.377	+ 0.963	8:34:51.908	5 -	1:58.445	+ 1.031	8:42:49.477
2 -	2:02.765	+ 5.351	8:36:54.673	6 -	2:00.177	+ 2.763	8:44:49.654
3 -	1:57.414		8:38:52.087	7 -	2:21.827 P	+ 24.413	8:47:11.481
4 -	1:58.945	+ 1.531	8:40:51.032				
99	John SEERY		C Sylva Phoenix 1000cc				
1 -	2:13.489		8:40:59.390	4 -	2:17.272	+ 3.783	8:47:45.925
2 -	2:13.732	+ 0.243	8:43:13.122	5 -	2:26.002 P	+ 12.513	8:50:11.927
3 -	2:15.531	+ 2.042	8:45:28.653				
123	Ric WOOD		A Vauxhall Calibra 6900cc				
1 -	1:57.437	+ 8.461	8:38:05.725	5 -	1:50.844	+ 1.868	8:45:31.886
2 -	1:51.320	+ 2.344	8:39:57.045	6 -	1:49.101	+ 0.125	8:47:20.987
3 -	1:54.553	+ 5.577	8:41:51.598	7 -	1:48.976		8:49:09.963
4 -	1:49.444	+ 0.468	8:43:41.042				

Cars 3 and 60 please fit transponder for race

Weather / Track : Cloudy / Dry

Performance & Economy Chip Tuning Sports/Saloons

RACE 1 - GRID

ROW 17	28	2:19.545 Nicholas BARTLETT	70	2:20.788 Paul INGRAM
ROW 16	37	2:13.297 Brian ALLEN	99	2:13.489 John SEERY
ROW 15	40	2:11.146 Dave MARIES	77	2:11.442 Paul INGRAM
ROW 14	62	2:05.956 Paul SAMPSON	43	2:06.082 Graham BRINDLEY
ROW 13	45	2:03.525 Derek KELLY-COOPER	88	2:04.699 Craig ODAMS
ROW 12	59	2:01.001 Mike HURST	20	2:02.078 James AUKLAND
ROW 11	53	1:59.143 David RAWLINS	46	1:59.599 Brian DEAN
ROW 10	80	1:57.987 David HINDE	56	1:58.253 Duncan AUKLAND
ROW 9	26	1:56.114 Cam FORBES	95	1:57.414 Paul WOOLFITT
ROW 8	78	1:55.601 Simon PARKER	81	1:55.874 Patrick SMYTH
ROW 7	38	1:54.498 Kevin CRYER	60	1:55.062 Iain GORRIE
ROW 6	76	1:54.030 Kingsley INGRAM	58	Please fit working transponder for race 1:54.389 Darren SMITH
ROW 5	2	1:53.203 Dennis CROMPTON	90	1:53.539 Danny KEENAN
ROW 4	10	1:51.758 Alistair CHALMERS	1	1:52.063 Paul DOBSON
ROW 3	3	1:50.966 Chris MARIES	44	1:51.232 Peter DAVIES
ROW 2	93	Please fit working transponder for race 1:49.860 Robert SPENCER	34	1:50.702 Steve OWEN
ROW 1	123	1:48.976 Ric WOOD	30	1:49.657 Robert CHALMERS
Pole				

Reserves cars 52 and 29 to be started in that order

Oulton Park International
Circuit Length = 2.6920 miles

These results are provisional until the conclusion of any judicial and technical matters.

Clerk of Course :

Timekeeper :

Performance & Economy Chip Tuning Sports/Saloons

QUALIFYING - RACE 5 - CLASSIFICATION

POS	NO	CL	NAME	ENTRY	TIME	ON	LAPS	GAP	DIFF	MPH
1	123	A	Ric WOOD	Vauxhall Calibra 6900cc	1:46.812	2	4			90.73
2	30	B	Robert CHALMERS	Caterham R400 1800cc	1:48.548	5	9	1.736	1.736	89.28
3	10	B	Alistair CHALMERS	Caterham CSR 2300cc	1:48.691	5	9	1.879	0.143	89.16
4	93	C	Robert SPENCER	Stuart Taylor Locosaki 1200cc	1:49.032	6	8	2.220	0.341	88.88
5	3	C	Chris MARIES	MK Indy Busa RR 1340cc	1:49.704	1	5	2.892	0.672	88.34
6	44	B	Peter DAVIES	Caterham R4000 1800cc	1:50.945	10	10	4.133	1.241	87.35
7	34	B	Steve OWEN	Westfield SE 2000cc	1:51.182	3	8	4.370	0.237	87.16
8	1	D	Paul DOBSON	Mazda RX7 2600cc	1:52.033	4	5	5.221	0.851	86.50
9	95	C	Paul WOOLFITT	Zcars Mini 1300cc	1:52.147	6	8	5.335	0.114	86.41
10	76	E	Kingsley INGRAM	Mazda 323F 1998cc	1:52.759	4	6	5.947	0.612	85.94
11	60	C	Iain GORRIE	Westfield XTR2 1300cc	1:53.023	4	7	6.211	0.264	85.74
12	90	C	Danny KEENAN	mk Indy	1:53.051	5	7	6.239	0.028	85.72
13	26	B	Cam FORBES	Westfield SEiW 2000cc	1:53.387	3	9	6.575	0.336	85.47
14	38	B	Kevin CRYER	Caterham Seven 2000cc	1:53.999	5	9	7.187	0.612	85.01
15	2	E	Dennis CROMPTON	BMW e30 m3 2500cc	1:54.333	6	8	7.521	0.334	84.76
16	58	A	Darren SMITH	TVR Tuscan	1:56.172	3	4	9.360	1.839	83.42
17	78	D	Simon PARKER	Vauxhall Vectra	1:57.022	7	8	10.210	0.850	82.81
18	46	B	Brian DEAN	Westfield Se 1800cc	1:57.093	6	7	10.281	0.071	82.76
19	56	D	Duncan AUKLAND	Rover 3500se 4200cc	1:57.711	4	7	10.899	0.618	82.33
20	53	D	David RAWLINS	Vauxhall Vectra 3200cc	1:57.768	6	7	10.956	0.057	82.29
21	52	D	Andy ROBEY	BMW M3 3000cc	1:57.977	4	8	11.165	0.209	82.14
22	80	D	David HINDE	Vauxhall Vectra 3196cc	1:57.999	5	6	11.187	0.022	82.13
23	88	D	Craig ODAMS	Vauxhall Vectra Challenge SRi V6 3200cc	1:59.225	3	6	12.413	1.226	81.28
24	29	A	Colin VICKERS	Ford Capri	1:59.404	3	7	12.592	0.179	81.16
25	45	D	Derek KELLY-COOPER	Vauxhall Vectra 3.2cc	2:00.063	8	8	13.251	0.659	80.71
26	20	A	James AUKLAND	Ford Capri 3900cc	2:00.529	4	7	13.717	0.466	80.40
27	59	D	Mike HURST	Vauxhall Vectra 3200cc	2:01.378	1	3	14.566	0.849	79.84
28	43	A	Graham BRINDLEY	Ford RS2000 MK2 1998cc	2:01.405	4	7	14.593	0.027	79.82
29	62	C	Paul SAMPSON	Suzuki SC100 1100cc	2:03.108	2	7	16.296	1.703	78.72
30	40	B	Dave MARIES	Westfield SE1 1800cc	2:05.143	5	8	18.331	2.035	77.44
31	81	B	Patrick SMYTH	Lotus Elan 2499cc	2:08.342	1	4	21.530	3.199	75.51
32	99	C	John SEERY	Sylva Phoenix 1000cc	2:12.807	5	6	25.995	4.465	72.97
33	37	E	Brian ALLEN	Ford Fiesta XR2i 1615cc	2:13.517	5	7	26.705	0.710	72.58
34	28	D	Nicholas BARTLETT	Lancia Delta Integrale 1995 Turbocc	2:17.982	2	5	31.170	4.465	70.23
35	70	F	Paul INGRAM	Peugeot 205 GTI	2:20.312	5	6	33.500	2.330	69.06

Weather / Track : Cloudy / Dry

These results are provisional until the conclusion of any judicial and technical matters.

Oulton Park International
Circuit Length = 2.6920 miles
Start: 10:54 End: 11:25

Clerk of Course :	Timekeeper :
-------------------	--------------

Performance & Economy Chip Tuning Sports/Saloons

QUALIFYING - RACE 5 - LAP ANALYSIS

1	Paul DOBSON		D	Mazda RX7 2600cc		
1 -	2:04.042	+ 12.009	10:59:51.169	4 -	1:52.033	11:05:47.535
2 -	1:59.640	+ 7.607	11:01:50.809	5 -	2:34.992 P	+ 42.959 11:08:22.527
3 -	2:04.693	+ 12.660	11:03:55.502			
2	Dennis CROMPTON		E	BMW e30 m3 2500cc		
1 -	2:01.664	+ 7.331	10:59:26.749	5 -	1:55.865	+ 1.532 11:07:12.713
2 -	1:59.622	+ 5.289	11:01:26.371	6 -	1:54.333	11:09:07.046
3 -	1:55.035	+ 0.702	11:03:21.406	7 -	1:54.841	+ 0.508 11:11:01.887
4 -	1:55.442	+ 1.109	11:05:16.848	8 -	1:54.602	+ 0.269 11:12:56.489
3	Chris MARIES		C	MK Indy Busa RR 1340cc		
1 -	1:49.704		10:58:54.441	4 -	1:50.801	+ 1.097 11:04:26.401
2 -	1:50.622	+ 0.918	11:00:45.063	5 -	2:32.599 P	+ 42.895 11:06:59.000
3 -	1:50.537	+ 0.833	11:02:35.600			
10	Alistair CHALMERS		B	Caterham CSR 2300cc		
1 -	1:49.909	+ 1.218	10:58:34.390	6 -	1:49.933	+ 1.242 11:07:44.023
2 -	1:48.855	+ 0.164	11:00:23.245	7 -	1:53.230	+ 4.539 11:09:37.253
3 -	1:51.945	+ 3.254	11:02:15.190	8 -	1:51.065	+ 2.374 11:11:28.318
4 -	1:50.209	+ 1.518	11:04:05.399	9 -	1:52.255	+ 3.564 11:13:20.573
5 -	1:48.691		11:05:54.090			
20	James AUKLAND		A	Ford Capri 3900cc		
1 -	2:03.914	+ 3.385	10:59:25.304	5 -	2:00.729	+ 0.200 11:07:31.816
2 -	2:03.026	+ 2.497	11:01:28.330	6 -	2:06.948	+ 6.419 11:09:38.764
3 -	2:02.228	+ 1.699	11:03:30.558	7 -	2:52.894 P	+ 52.365 11:12:31.658
4 -	2:00.529		11:05:31.087			
26	Cam FORBES		B	Westfield SEiW 2000cc		
1 -	1:56.060	+ 2.673	10:58:50.936	6 -	1:54.360	+ 0.973 11:08:24.949
2 -	1:58.038	+ 4.651	11:00:48.974	7 -	1:57.270	+ 3.883 11:10:22.219
3 -	1:53.387		11:02:42.361	8 -	1:54.949	+ 1.562 11:12:17.168
4 -	1:54.722	+ 1.335	11:04:37.083	9 -	3:52.571	+ 1:59.184 11:16:09.739
5 -	1:53.506	+ 0.119	11:06:30.589			
28	Nicholas BARTLETT		D	Lancia Delta Integrale 1995 Turbocc		
1 -	2:26.196	+ 8.214	11:00:22.333	4 -	2:22.275	+ 4.293 11:07:22.066
2 -	2:17.982		11:02:40.315	5 -	2:27.515 P	+ 9.533 11:09:49.581
3 -	2:19.476	+ 1.494	11:04:59.791			
29	Colin VICKERS		A	Ford Capri		
1 -	2:04.367	+ 4.963	10:59:49.768	5 -	2:24.021 P	+ 24.617 11:08:14.116
2 -	2:00.616	+ 1.212	11:01:50.384	6 -	3:15.567	+ 1:16.163 11:11:29.683
3 -	1:59.404		11:03:49.788	7 -	2:03.816	+ 4.412 11:13:33.499
4 -	2:00.307	+ 0.903	11:05:50.095			
30	Robert CHALMERS		B	Caterham R400 1800cc		
1 -	1:51.381	+ 2.833	10:58:36.592	6 -	1:49.473	+ 0.925 11:07:46.489
2 -	1:49.257	+ 0.709	11:00:25.849	7 -	1:52.121	+ 3.573 11:09:38.610
3 -	1:49.888	+ 1.340	11:02:15.737	8 -	1:51.087	+ 2.539 11:11:29.697
4 -	1:52.731	+ 4.183	11:04:08.468	9 -	1:51.915	+ 3.367 11:13:21.612
5 -	1:48.548		11:05:57.016			
34	Steve OWEN		B	Westfield SE 2000cc		
1 -	1:51.295	+ 0.113	10:58:57.736	5 -	1:51.337	+ 0.155 11:06:23.981
2 -	1:51.944	+ 0.762	11:00:49.680	6 -	1:52.115	+ 0.933 11:08:16.096
3 -	1:51.182		11:02:40.862	7 -	1:52.608	+ 1.426 11:10:08.704
4 -	1:51.782	+ 0.600	11:04:32.644	8 -	1:58.060	+ 6.878 11:12:06.764
37	Brian ALLEN		E	Ford Fiesta XR2i 1615cc		
1 -	2:18.992	+ 5.475	10:59:41.898	5 -	2:13.517	11:08:42.936

Oulton Park International
Circuit Length = 2.6920 miles
Start: 10:54 End: 11:25

Weather / Track : Cloudy / Dry

Performance & Economy Chip Tuning Sports/Saloons

QUALIFYING - RACE 5 - LAP ANALYSIS

2 -	2:17.532	+ 4.015	11:01:59.430	6 -	2:15.402	+ 1.885	11:10:58.338
3 -	2:15.373	+ 1.856	11:04:14.803	7 -	2:14.441	+ 0.924	11:13:12.779
4 -	2:14.616	+ 1.099	11:06:29.419				
38	Kevin CRYER		B		Caterham Seven 2000cc		
1 -	1:55.552	+ 1.553	10:58:51.773	6 -	1:54.597	+ 0.598	11:08:32.764
2 -	1:58.447	+ 4.448	11:00:50.220	7 -	1:55.396	+ 1.397	11:10:28.160
3 -	1:55.907	+ 1.908	11:02:46.127	8 -	1:54.440	+ 0.441	11:12:22.600
4 -	1:58.041	+ 4.042	11:04:44.168	9 -	3:49.939	+ 1:55.940	11:16:12.539
5 -	1:53.999		11:06:38.167				
40	Dave MARIES		B		Westfield SE1 1800cc		
1 -	2:08.657	+ 3.514	10:59:18.131	5 -	2:05.143		11:07:48.450
2 -	2:09.591	+ 4.448	11:01:27.722	6 -	2:10.822	+ 5.679	11:09:59.272
3 -	2:09.033	+ 3.890	11:03:36.755	7 -	2:11.594	+ 6.451	11:12:10.866
4 -	2:06.552	+ 1.409	11:05:43.307	8 -	4:13.747	+ 2:08.604	11:16:24.613
43	Graham BRINDLEY		A		Ford RS2000 MK2 1998cc		
1 -	2:07.000	+ 5.595	11:00:07.576	5 -	2:03.002	+ 1.597	11:08:19.403
2 -	2:02.891	+ 1.486	11:02:10.467	6 -	2:16.256	+ 14.851	11:10:35.659
3 -	2:04.529	+ 3.124	11:04:14.996	7 -	2:02.028	+ 0.623	11:12:37.687
4 -	2:01.405		11:06:16.401				
44	Peter DAVIES		B		Caterham R4000 1800cc		
1 -	1:51.681	+ 0.736	10:58:38.140	6 -	1:53.482	+ 2.537	11:08:06.144
2 -	1:54.290	+ 3.345	11:00:32.430	7 -	1:53.137	+ 2.192	11:09:59.281
3 -	1:52.907	+ 1.962	11:02:25.337	8 -	1:58.063	+ 7.118	11:11:57.344
4 -	1:52.145	+ 1.200	11:04:17.482	9 -	1:51.189	+ 0.244	11:13:48.533
5 -	1:55.180	+ 4.235	11:06:12.662	10 -	1:50.945		11:15:39.478
45	Derek KELLY-COOPER		D		Vauxhall Vectra 3.2cc		
1 -	2:07.098	+ 7.035	10:59:22.650	5 -	2:00.072	+ 0.009	11:07:28.339
2 -	2:03.459	+ 3.396	11:01:26.109	6 -	2:02.990	+ 2.927	11:09:31.329
3 -	2:00.685	+ 0.622	11:03:26.794	7 -	2:01.052	+ 0.989	11:11:32.381
4 -	2:01.473	+ 1.410	11:05:28.267	8 -	2:00.063		11:13:32.444
46	Brian DEAN		B		Westfield Se 1800cc		
1 -	2:02.634	+ 5.541	10:59:19.179	5 -	1:58.283	+ 1.190	11:07:17.405
2 -	2:00.490	+ 3.397	11:01:19.669	6 -	1:57.093		11:09:14.498
3 -	2:00.988	+ 3.895	11:03:20.657	7 -	2:18.857 P	+ 21.764	11:11:33.355
4 -	1:58.465	+ 1.372	11:05:19.122				
52	Andy ROBEY		D		BMW M3 3000cc		
1 -	2:00.064	+ 2.087	10:59:58.926	5 -	1:58.099	+ 0.122	11:07:54.125
2 -	2:00.023	+ 2.046	11:01:58.949	6 -	1:58.162	+ 0.185	11:09:52.287
3 -	1:59.100	+ 1.123	11:03:58.049	7 -	2:06.285	+ 8.308	11:11:58.572
4 -	1:57.977		11:05:56.026	8 -	3:53.424	+ 1:55.447	11:15:51.996
53	David RAWLINS		D		Vauxhall Vectra 3200cc		
1 -	1:59.213	+ 1.445	10:59:08.139	5 -	1:57.805	+ 0.037	11:07:19.292
2 -	2:10.593	+ 12.825	11:01:18.732	6 -	1:57.768		11:09:17.060
3 -	2:01.537	+ 3.769	11:03:20.269	7 -	2:20.281 P	+ 22.513	11:11:37.341
4 -	2:01.218	+ 3.450	11:05:21.487				
56	Duncan AUKLAND		D		Rover 3500se 4200cc		
1 -	2:05.471	+ 7.760	10:59:47.486	5 -	1:59.133	+ 1.422	11:07:44.125
2 -	2:01.415	+ 3.704	11:01:48.901	6 -	2:05.195	+ 7.484	11:09:49.320
3 -	1:58.380	+ 0.669	11:03:47.281	7 -	2:25.267 P	+ 27.556	11:12:14.587
4 -	1:57.711		11:05:44.992				
58	Darren SMITH		A		TVR Tuscan		
1 -	1:57.065	+ 0.893	10:58:50.312	3 -	1:56.172		11:02:45.793
2 -	1:59.309	+ 3.137	11:00:49.621	4 -	2:17.550 P	+ 21.378	11:05:03.343

Oulton Park International
Circuit Length = 2.6920 miles
Start: 10:54 End: 11:25

Weather / Track : Cloudy / Dry

Performance & Economy Chip Tuning Sports/Saloons

QUALIFYING - RACE 5 - LAP ANALYSIS

59	Mike HURST		D Vauxhall Vectra 3200cc				
1 -	2:01.378		11:00:01.170	3 -	2:20.005 P	+ 18.627	11:04:23.826
2 -	2:02.651	+ 1.273	11:02:03.821				
60	Iain GORRIE		C Westfield XTR2 1300cc				
1 -	2:00.983	+ 7.960	10:59:27.142	5 -	1:54.827	+ 1.804	11:07:03.813
2 -	1:55.327	+ 2.304	11:01:22.469	6 -	1:55.010	+ 1.987	11:08:58.823
3 -	1:53.494	+ 0.471	11:03:15.963	7 -	2:31.651 P	+ 38.628	11:11:30.474
4 -	1:53.023		11:05:08.986				
62	Paul SAMPSON		C Suzuki SC100 1100cc				
1 -	2:05.958	+ 2.850	11:00:06.682	5 -	2:04.714	+ 1.606	11:08:30.904
2 -	2:03.108		11:02:09.790	6 -	2:03.171	+ 0.063	11:10:34.075
3 -	2:04.768	+ 1.660	11:04:14.558	7 -	2:03.387	+ 0.279	11:12:37.462
4 -	2:11.632	+ 8.524	11:06:26.190				
70	Paul INGRAM		F Peugeot 205 GTI				
1 -	2:25.487	+ 5.175	11:00:17.836	4 -	2:21.873	+ 1.561	11:07:21.544
2 -	2:21.125	+ 0.813	11:02:38.961	5 -	2:20.312		11:09:41.856
3 -	2:20.710	+ 0.398	11:04:59.671	6 -	2:22.085	+ 1.773	11:12:03.941
76	Kingsley INGRAM		E Mazda 323F 1998cc				
1 -	1:56.256	+ 3.497	11:00:52.793	4 -	1:52.759		11:06:35.538
2 -	1:54.754	+ 1.995	11:02:47.547	5 -	1:53.348	+ 0.589	11:08:28.886
3 -	1:55.232	+ 2.473	11:04:42.779	6 -	2:03.881 P	+ 11.122	11:10:32.767
78	Simon PARKER		D Vauxhall Vectra				
1 -	2:06.692	+ 9.670	10:59:29.469	5 -	1:58.898	+ 1.876	11:07:33.170
2 -	2:00.037	+ 3.015	11:01:29.506	6 -	2:00.284	+ 3.262	11:09:33.454
3 -	2:05.855	+ 8.833	11:03:35.361	7 -	1:57.022		11:11:30.476
4 -	1:58.911	+ 1.889	11:05:34.272	8 -	1:58.124	+ 1.102	11:13:28.600
80	David HINDE		D Vauxhall Vectra 3196cc				
1 -	2:14.923	+ 16.924	10:59:38.436	4 -	1:59.289	+ 1.290	11:05:39.280
2 -	2:02.206	+ 4.207	11:01:40.642	5 -	1:57.999		11:07:37.279
3 -	1:59.349	+ 1.350	11:03:39.991	6 -	2:46.788 P	+ 48.789	11:10:24.067
81	Patrick SMYTH		B Lotus Elan 2499cc				
1 -	2:08.342		11:00:32.504	3 -	2:17.682	+ 9.340	11:05:11.977
2 -	2:21.791	+ 13.449	11:02:54.295	4 -	2:11.032	+ 2.690	11:07:23.009
88	Craig ODAMS		D Vauxhall Vectra Challenge SRi V6 3200cc				
1 -	2:01.818	+ 2.593	11:00:07.950	4 -	2:01.033	+ 1.808	11:06:17.715
2 -	2:09.507	+ 10.282	11:02:17.457	5 -	2:00.944	+ 1.719	11:08:18.659
3 -	1:59.225		11:04:16.682	6 -	2:11.133 P	+ 11.908	11:10:29.792
90	Danny KEENAN		C mk Indy				
1 -	1:56.019	+ 2.968	10:58:56.051	5 -	1:53.051		11:06:36.417
2 -	1:54.832	+ 1.781	11:00:50.883	6 -	1:53.089	+ 0.038	11:08:29.506
3 -	1:56.101	+ 3.050	11:02:46.984	7 -	2:19.104 P	+ 26.053	11:10:48.610
4 -	1:56.382	+ 3.331	11:04:43.366				
93	Robert SPENCER		C Stuart Taylor Locosaki 1200cc				
1 -	1:52.364	+ 3.332	10:59:41.623	5 -	1:52.130	+ 3.098	11:07:11.244
2 -	1:51.656	+ 2.624	11:01:33.279	6 -	1:49.032		11:09:00.276
3 -	1:53.181	+ 4.149	11:03:26.460	7 -	2:02.982	+ 13.950	11:11:03.258
4 -	1:52.654	+ 3.622	11:05:19.114	8 -	2:29.217 P	+ 40.185	11:13:32.475
95	Paul WOOLFITT		C Zcars Mini 1300cc				
1 -	1:59.940	+ 7.793	10:59:25.743	5 -	1:52.544	+ 0.397	11:06:59.986
2 -	1:54.473	+ 2.326	11:01:20.216	6 -	1:52.147		11:08:52.133
3 -	1:54.397	+ 2.250	11:03:14.613	7 -	1:56.162	+ 4.015	11:10:48.295

Oulton Park International
Circuit Length = 2.6920 miles
Start: 10:54 End: 11:25


Weather / Track : Cloudy / Dry

Performance & Economy Chip Tuning Sports/Saloons
QUALIFYING - RACE 5 - LAP ANALYSIS

4 -	1:52.829	+ 0.682	11:05:07.442	8 -	1:54.400	+ 2.253	11:12:42.695
99	John SEERY		C	Sylva Phoenix 1000cc			
1 -	2:16.045	+ 3.238	10:59:28.947	4 -	2:13.998	+ 1.191	11:08:17.446
2 -	2:48.608 P	+ 35.801	11:02:17.555	5 -	2:12.807		11:10:30.253
3 -	3:45.893	+ 1:33.086	11:06:03.448	6 -	2:21.074 P	+ 8.267	11:12:51.327
123	Ric WOOD		A	Vauxhall Calibra 6900cc			
1 -	1:50.573	+ 3.761	10:58:42.468	3 -	1:49.103	+ 2.291	11:02:18.383
2 -	1:46.812		11:00:29.280	4 -	2:08.054 P	+ 21.242	11:04:26.437

Performance & Economy Chip Tuning Sports/Saloons

RACE 5 - GRID

ROW 17	28	2:17.982 Nicholas BARTLETT	70	2:20.312 Paul INGRAM
ROW 16	99	2:12.807 John SEERY	37	2:13.517 Brian ALLEN
ROW 15	40	2:05.143 Dave MARIES	81	2:08.342 Patrick SMYTH
ROW 14	43	2:01.405 Graham BRINDLEY	62	2:03.108 Paul SAMPSON
ROW 13	20	2:00.529 James AUKLAND	59	2:01.378 Mike HURST
ROW 12	88	1:59.225 Craig ODAMS	45	2:00.063 Derek KELLY-COOPER
ROW 11	52	1:57.977 Andy ROBEY	80	1:57.999 David HINDE
ROW 10	56	1:57.711 Duncan AUKLAND	53	1:57.768 David RAWLINS
ROW 9	78	1:57.022 Simon PARKER	46	1:57.093 Brian DEAN
ROW 8	2	1:54.333 Dennis CROMPTON	58	1:56.172 Darren SMITH
ROW 7	26	1:53.387 Cam FORBES	38	1:53.999 Kevin CRYER
ROW 6	60	1:53.023 Iain GORRIE	90	1:53.051 Danny KEENAN
ROW 5	95	1:52.147 Paul WOOLFITT	76	1:52.759 Kingsley INGRAM
ROW 4	34	1:51.182 Steve OWEN	1	1:52.033 Paul DOBSON
ROW 3	3	1:49.704 Chris MARIES	44	1:50.945 Peter DAVIES
ROW 2	10	1:48.691 Alistair CHALMERS	93	1:49.032 Robert SPENCER
ROW 1	123	1:46.812 Ric WOOD	30	1:48.548 Robert CHALMERS
Pole				
				

Reserve car 29

Oulton Park International
Circuit Length = 2.6920 miles

These results are provisional until the conclusion of any judicial and technical matters.

Clerk of Course :	Timekeeper :

Performance & Economy Chip Tuning Sports/Saloons

RACE 1 - CLASSIFICATION

POS	NO	CL	NAME	ENTRY	LAPS	TIME	GAP	DIFF	MPH	BEST	ON
1	123	A	Ric WOOD	Vauxhall Calibra 6900cc	7	12:39.527			89.31	1:45.383	3
2	93	C	Robert SPENCER	Stuart Taylor Locosaki 1200cc	7	12:50.208	10.681	10.681	88.07	1:49.079	6
3	30	B	Robert CHALMERS	Caterham R400 1800cc	7	12:53.147	13.620	2.939	87.74	1:49.148	4
4	34	B	Steve OWEN	Westfield SE 2000cc	7	12:57.146	17.619	3.999	87.29	1:49.033	4
5	1	D	Paul DOBSON	Mazda RX7 2600cc	7	13:14.672	35.145	17.526	85.36	1:51.552	7
6	26	B	Cam FORBES	Westfield SEIW 2000cc	7	13:15.394	35.867	0.722	85.28	1:51.186	4
7	38	B	Kevin CRYER	Caterham Seven 2000cc	7	13:15.877	36.350	0.483	85.23	1:51.002	6
8	90	C	Danny KEENAN	mk Indy	7	13:18.537	39.010	2.660	84.95	1:52.337	7
9	95	C	Paul WOOLFITT	Zcars Mini 1300cc	7	13:18.822	39.295	0.285	84.92	1:51.653	6
10	58	A	Darren SMITH	TVR Tuscan	7	13:24.611	45.084	5.789	84.31	1:53.138	2
11	2	E	Dennis CROMPTON	BMW e30 m3 2500cc	7	13:26.609	47.082	1.998	84.10	1:53.320	4
12	52	D	Andy ROBEY	BMW M3 3000cc	7	13:42.960	1:03.433	16.351	82.43	1:54.509	6
13	46	B	Brian DEAN	Westfield Se 1800cc	7	13:47.184	1:07.657	4.224	82.01	1:56.164	7
14	78	D	Simon PARKER	Vauxhall Vectra	7	13:51.653	1:12.126	4.469	81.57	1:56.605	5
15	45	D	Derek KELLY-COOPER	Vauxhall Vectra 3.2cc	7	13:52.186	1:12.659	0.533	81.51	1:56.363	5
16	76	E	Kingsley INGRAM	Mazda 323F 1998cc	7	13:52.991	1:13.464	0.805	81.44	1:53.445	6
17	59	D	Mike HURST	Vauxhall Vectra 3200cc	7	13:57.588	1:18.061	4.597	80.99	1:56.497	3
18	56	D	Duncan AUKLAND	Rover 3500se 4200cc	7	14:10.718	1:31.191	13.130	79.74	1:58.323	7
19	88	D	Craig ODAMS	Vauxhall Vectra Challenge SRi V6 3200cc	7	14:13.502	1:33.975	2.784	79.48	1:59.375	5
20	43	A	Graham BRINDLEY	Ford RS2000 MK2 1998cc	7	14:15.236	1:35.709	1.734	79.32	1:58.119	5
21	20	A	James AUKLAND	Ford Capri 3900cc	7	14:20.712	1:41.185	5.476	78.81	1:59.367	5
22	99	C	John SEERY	Sylva Phoenix 1000cc	6	12:46.594	1 lap	1 lap	75.85	2:03.405	5
23	40	B	Dave MARIES	Westfield SE1 1800cc	6	12:47.044	1 lap	0.450	75.80	2:03.868	5
24	53	D	David RAWLINS	Vauxhall Vectra 3200cc	6	12:50.619	1 lap	3.575	75.45	1:57.778	4
25	62	C	Paul SAMPSON	Suzuki SC100 1100cc	6	12:57.101	1 lap	6.482	74.82	2:02.172	5
26	28	D	Nicholas BARTLETT	Lancia Delta Integrale 1995 Turbocc	6	13:24.642	1 lap	27.541	72.26	2:09.120	6
27	37	E	Brian ALLEN	Ford Fiesta XR2i 1615cc	6	13:38.925	1 lap	14.283	71.00	2:13.562	6
28	70	F	Paul INGRAM	Peugeot 205 GTI	6	14:18.819	1 lap	39.894	67.70	2:19.452	3
NOT CLASSIFIED											
DNF	80	D	David HINDE	Vauxhall Vectra 3196cc	4	8:46.984	3 laps	2 laps	73.56	1:58.433	3
DNF	81	B	Patrick SMYTH	Lotus Elan 2499cc	4	9:16.496	3 laps	29.512	69.65	2:04.103	2
DNF	44	B	Peter DAVIES	Caterham R4000 1800cc	2	3:44.974	5 laps	2 laps	86.15	1:49.776	2
DNF	10	B	Alistair CHALMERS	Caterham CSR 2300cc	2	3:45.980	5 laps	1.006	85.77	1:49.825	2
DNF	60	C	Iain GORRIE	Westfield XTR2 1300cc	0						
DQ	3	C	Chris MARIES	MK Indy Busa RR 1340cc	7	12:56.297	16.770	0.000	87.38	1:47.625	3
FASTEST LAP											
123	A	Ric WOOD	Vauxhall Calibra 6900cc	3	1:45.383		91.96 mph		147.99 kph		
3	C	Chris MARIES	MK Indy Busa RR 1340cc	3	1:47.625		90.04 mph		144.91 kph		
34	B	Steve OWEN	Westfield SE 2000cc	4	1:49.033		88.88 mph		143.04 kph		
1	D	Paul DOBSON	Mazda RX7 2600cc	7	1:51.552		86.87 mph		139.81 kph		
2	E	Dennis CROMPTON	BMW e30 m3 2500cc	4	1:53.320		85.52 mph		137.63 kph		
70	F	Paul INGRAM	Peugeot 205 GTI	3	2:19.452		69.49 mph		111.84 kph		

Race red flagged incident car 3

Weather / Track : Cloudy / Dry

These results are provisional until the conclusion of any judicial and technical matters.

Oulton Park International
Circuit Length = 2.6920 miles
Start: 12:04 End: 12:20

Clerk of Course :	Timekeeper :
-------------------	--------------

Performance & Economy Chip Tuning Sports/Saloons

RACE 1 - LAP CHART

Lap 1			Lap 2			Lap 3			Lap 4			Lap 5		
No	Behind	Laptime	No	Behind	Laptime	No	Behind	Laptime	No	Behind	Laptime	No	Behind	Laptime
93		1:53.942	93		1:49.102	123		1:45.383	123		1:47.058	123		1:47.894
30	0.753	1:54.695	44	1.930	1:49.776	93	2.255	1:49.574	93	4.710	1:49.513	28	1 LAP	2:10.035
3	1.023	1:54.965	123	1.936	1:49.613	3	2.451	1:47.625	30	7.842	1:49.148	37	1 LAP	2:13.615
44	1.256	1:55.198	3	2.145	1:50.224	30	5.752	1:49.682	3	8.204	1:52.811	93	6.157	1:49.341
123	1.425	1:55.367	10	2.936	1:49.825	34	6.977	1:49.295	34	8.952	1:49.033	30	9.112	1:49.164
10	2.213	1:56.155	30	3.389	1:51.738	1	15.176	1:53.864	1	20.862	1:52.744	3	10.317	1:50.007
34	4.035	1:57.977	34	5.001	1:50.068	90	17.215	1:53.795	26	21.489	1:51.186	81	1 LAP	2:36.929 P
1	4.728	1:58.670	1	8.631	1:53.005	26	17.361	1:54.010	90	22.773	1:52.616	34	12.214	1:51.156
90	6.398	2:00.340	26	10.670	1:51.222	38	17.990	1:53.709	38	23.205	1:52.273	1	24.617	1:51.649
38	8.482	2:02.424	90	10.739	1:53.443	95	18.499	1:53.581	95	23.736	1:52.295	26	25.070	1:51.475
26	8.550	2:02.492	38	11.600	1:52.220	58	19.883	1:53.638	58	25.997	1:53.172	38	27.313	1:52.002
95	8.937	2:02.879	95	12.237	1:52.402	2	22.556	1:53.819	2	28.818	1:53.320	90	28.464	1:53.585
58	9.528	2:03.470	58	13.564	1:53.138	46	29.582	1:56.445	52	40.640	1:56.457	95	28.600	1:52.758
2	11.016	2:04.958	2	16.056	1:54.142	52	31.241	1:55.135	46	40.714	1:58.190	70	1 LAP	2:22.644
78	12.388	2:06.330	78	20.156	1:56.870	76	32.179	1:55.403	76	40.786	1:55.665	58	31.526	1:53.423
46	13.110	2:07.052	46	20.456	1:56.448	78	32.769	1:59.932	78	43.160	1:57.449	2	34.619	1:53.695
45	15.295	2:09.237	52	23.425	1:55.451	45	34.398	1:57.447	45	44.451	1:57.111	76	47.342	1:54.450
52	17.076	2:11.018	76	24.095	1:55.387	59	36.536	1:56.497	59	46.069	1:56.591	52	47.745	1:54.999
20	17.501	2:11.443	45	24.270	1:58.077	80	40.758	1:58.433	20	55.281	1:59.644	46	49.500	1:56.680
76	17.810	2:11.752	59	27.358	1:58.117	20	42.695	2:00.833	88	55.587	1:59.861	78	51.871	1:56.605
59	18.343	2:12.285	20	29.181	2:00.782	88	42.784	2:00.102	56	56.360	1:59.838	45	52.920	1:56.363
80	18.918	2:12.860	80	29.644	1:59.828	56	43.580	1:59.620	43	58.137	1:59.395	59	55.673	1:57.498
88	19.669	2:13.611	88	30.001	1:59.434	43	45.800	1:59.453	99	1:18.797	2:04.270	20	1:06.754	1:59.367
53	20.224	2:14.166	56	31.279	1:59.478	40	1:00.967	2:05.616	40	1:19.644	2:05.735	88	1:07.068	1:59.375
56	20.903	2:14.845	43	33.666	2:00.519	99	1:01.585	2:04.845	80	1:29.563	2:35.863 P	56	1:07.403	1:58.937
81	20.904	2:14.846	81	35.905	2:04.103	81	1:09.204	2:20.618	62	1:32.153	2:03.434	43	1:08.362	1:58.119
43	22.249	2:16.191	53	40.806	2:09.684 P	62	1:15.777	2:04.632	53	1:33.348	1:57.778	99	1:34.308	2:03.405
40	25.882	2:19.824	40	42.670	2:05.890	53	1:22.628	2:29.141 P				40	1:35.618	2:03.868
99	27.546	2:21.488	99	44.059	2:05.615	37	1:24.698	2:15.436				53	1:45.564	2:00.110
37	31.213	2:25.155	37	56.581	2:14.470	28	1:25.037	2:14.823						
28	34.231	2:28.173	28	57.533	2:12.404	70	1:41.251	2:19.452						
70	38.580	2:32.522	62	58.464	2:05.426									
62	42.140	2:36.082	70	1:09.118	2:19.640									

Performance & Economy Chip Tuning Sports/Saloons

RACE 1 - LAP CHART

Lap 6			Lap 7		
No	Behind	Laptime	No	Behind	Laptime
123		1:45.991	123		1:48.221
62	1 LAP	2:02.172	99	1 LAP	2:06.971
93	9.245	1:49.079	40	1 LAP	2:06.111
30	12.644	1:49.523	93	10.681	1:49.657
3	15.552	1:51.226	53	1 LAP	1:59.740
34	16.754	1:50.531	30	13.620	1:49.197
28	1 LAP	2:10.087	3	16.770	1:49.439
26	31.137	1:52.058	62	1 LAP	2:05.355
1	31.814	1:53.188	34	17.619	1:49.086
38	32.324	1:51.002	1	35.145	1:51.552
37	1 LAP	2:16.687	26	35.867	1:52.951
95	34.262	1:51.653	38	36.350	1:52.247
90	34.894	1:52.421	90	39.010	1:52.337
58	39.443	1:53.908	95	39.295	1:53.254
2	41.973	1:53.345	58	45.084	1:53.862
76	54.796	1:53.445	28	1 LAP	2:09.120
52	56.263	1:54.509	2	47.082	1:53.330
46	59.714	1:56.205	37	1 LAP	2:13.562
78	1:02.954	1:57.074	52	1:03.433	1:55.391
45	1:03.316	1:56.387	46	1:07.657	1:56.164
70	1 LAP	2:20.584	78	1:12.126	1:57.393
59	1:07.523	1:57.841	45	1:12.659	1:57.564
56	1:21.089	1:59.677	76	1:13.464	2:06.889 P
20	1:21.402	2:00.639	59	1:18.061	1:58.759
43	1:21.650	1:59.279	56	1:31.191	1:58.323
88	1:22.669	2:01.592	88	1:33.975	1:59.527
			43	1:35.709	2:02.280
			70	1 LAP	2:23.977
			20	1:41.185	2:08.004 P

Performance & Economy Chip Tuning Sports/Saloons

RACE 5 - CLASSIFICATION

POS	NO	CL	NAME	ENTRY	LAPS	TIME	GAP	DIFF	MPH	BEST	ON
1	123	A	Ric WOOD	Vauxhall Calibra 6900cc	7	12:47.597			88.37	1:47.122	4
2	30	B	Robert CHALMERS	Caterham R400 1800cc	7	13:01.494	13.897	13.897	86.80	1:50.166	3
3	93	C	Robert SPENCER	Stuart Taylor Locosaki 1200cc	7	13:05.718	18.121	4.224	86.34	1:51.108	2
4	34	B	Steve OWEN	Westfield SE 2000cc	7	13:17.668	30.071	11.950	85.04	1:51.239	6
5	95	C	Paul WOOLFITT	Zcars Mini 1300cc	7	13:22.917	35.320	5.249	84.49	1:52.946	6
6	26	B	Cam FORBES	Westfield SEIW 2000cc	7	13:23.934	36.337	1.017	84.38	1:52.482	6
7	38	B	Kevin CRYER	Caterham Seven 2000cc	7	13:24.444	36.847	0.510	84.33	1:52.253	6
8	2	E	Dennis CROMPTON	BMW e30 m3 2500cc	7	13:30.701	43.104	6.257	83.67	1:53.221	6
9	90	C	Danny KEENAN	mk Indy	7	13:31.303	43.706	0.602	83.61	1:53.108	6
10	58	A	Darren SMITH	TVR Tuscan	7	13:34.176	46.579	2.873	83.32	1:53.193	4
11	76	E	Kingsley INGRAM	Mazda 323F 1998cc	7	13:35.338	47.741	1.162	83.20	1:54.450	7
12	81	B	Patrick SMYTH	Lotus Elan 2499cc	7	13:42.474	54.877	7.136	82.48	1:49.945	7
13	60	C	Iain GORRIE	Westfield XTR2 1300cc	7	13:46.279	58.682	3.805	82.10	1:55.502	7
14	46	B	Brian DEAN	Westfield Se 1800cc	7	13:49.320	1:01.723	3.041	81.80	1:56.028	7
15	52	D	Andy ROBEY	BMW M3 3000cc	7	13:57.054	1:09.457	7.734	81.04	1:55.651	7
16	56	D	Duncan AUKLAND	Rover 3500se 4200cc	7	14:01.446	1:13.849	4.392	80.62	1:57.888	3
17	88	D	Craig ODAMS	Vauxhall Vectra Challenge SRi V6 3200cc	7	14:03.070	1:15.473	1.624	80.46	1:56.153	3
18	45	D	Derek KELLY-COOPER	Vauxhall Vectra 3.2cc	7	14:03.559	1:15.962	0.489	80.42	1:57.635	6
19	78	D	Simon PARKER	Vauxhall Vectra	7	14:04.802	1:17.205	1.243	80.30	1:57.174	6
20	43	A	Graham BRINDLEY	Ford RS2000 MK2 1998cc	7	14:20.439	1:32.842	15.637	78.84	2:00.243	5
21	53	D	David RAWLINS	Vauxhall Vectra 3200cc	7	14:20.823	1:33.226	0.384	78.80	1:57.694	3
22	29	A	Colin VICKERS	Ford Capri	7	14:25.815	1:38.218	4.992	78.35	1:57.912	7
23	99	C	John SEERY	Sylva Phoenix 1000cc	6	12:52.988	1 lap	1 lap	75.22	2:04.472	5
24	28	D	Nicholas BARTLETT	Lancia Delta Integrale 1995 Turbocc	6	13:34.959	1 lap	41.971	71.35	2:10.550	6
25	37	E	Brian ALLEN	Ford Fiesta XR2i 1615cc	6	13:41.249	1 lap	6.290	70.80	2:13.559	5
26	70	F	John SPENCER	Peugeot 205 GTI	6	15:13.855	1 lap	1:32.606	63.62	2:26.777	2

NOT CLASSIFIED

DNF 1	D	Paul DOBSON	Mazda RX7 2600cc	3	5:46.615	4 laps	3 laps	83.87	1:51.988	3
DNF 59	D	Mike HURST	Vauxhall Vectra 3200cc	3	6:09.571	4 laps	22.956	78.66	1:58.078	3
DNF 77	F	Paul INGRAM	Ford Fiesta 1598cc	0						
DNF 80	D	David HINDE	Vauxhall Vectra 3196cc	0						
DQ 62	C	Paul SAMPSON	Suzuki SC100 1100cc	6	12:57.487	1 lap	0.000	74.78	2:04.441	5

FASTEST LAP

123	A	Ric WOOD	Vauxhall Calibra 6900cc	4	1:47.122	90.46 mph	145.59 kph
81	B	Patrick SMYTH	Lotus Elan 2499cc	7	1:49.945	88.14 mph	141.85 kph
93	C	Robert SPENCER	Stuart Taylor Locosaki 1200cc	2	1:51.108	87.22 mph	140.37 kph
1	D	Paul DOBSON	Mazda RX7 2600cc	3	1:51.988	86.53 mph	139.27 kph
2	E	Dennis CROMPTON	BMW e30 m3 2500cc	6	1:53.221	85.59 mph	137.75 kph
70	F	John SPENCER	Peugeot 205 GTI	2	2:26.777	66.02 mph	106.26 kph

Race red flagged incident car 62

Weather / Track : Cloudy / Dry

These results are provisional until the conclusion of any judicial and technical matters.

Oulton Park International
Circuit Length = 2.6920 miles
Start: 16:00 End: 16:18

Clerk of Course :

Timekeeper :

Performance & Economy Chip Tuning Sports/Saloons

RACE 5 - LAP CHART

Lap 1			Lap 2			Lap 3			Lap 4			Lap 5		
No	Behind	Laptime	No	Behind	Laptime	No	Behind	Laptime	No	Behind	Laptime	No	Behind	Laptime
93		1:55.701	123		1:48.692	123		1:48.486	123		1:47.122	123		1:50.599
123	0.435	1:56.136	93	1.981	1:51.108	30	4.159	1:50.166	30	8.016	1:50.979	28	1 LAP	2:11.797
30	0.930	1:56.631	30	2.479	1:50.676	93	4.804	1:51.309	93	9.324	1:51.642	30	8.171	1:50.754
95	5.414	2:01.115	1	9.799	1:52.933	1	13.301	1:51.988	70	1 LAP	2:29.054	93	10.671	1:51.946
26	5.595	2:01.296	95	9.952	1:53.665	95	15.867	1:54.401	34	20.916	1:52.056	34	22.543	1:52.226
1	5.993	2:01.694	26	11.040	1:54.572	34	15.982	1:53.165	95	23.000	1:54.255	95	25.390	1:52.989
34	6.056	2:01.757	34	11.303	1:54.374	26	16.541	1:53.987	26	23.323	1:53.904	26	26.067	1:53.343
38	8.395	2:04.096	38	12.629	1:53.361	38	17.290	1:53.147	38	24.114	1:53.946	38	26.824	1:53.309
90	9.032	2:04.733	2	14.592	1:54.574	2	22.288	1:56.182	2	30.202	1:55.036	2	33.202	1:53.599
2	9.145	2:04.846	90	15.093	1:55.188	90	22.474	1:55.867	90	30.452	1:55.100	90	33.614	1:53.761
60	10.666	2:06.367	76	16.347	1:54.486	76	22.743	1:54.882	76	31.279	1:55.658	76	35.304	1:54.624
76	10.988	2:06.689	60	19.693	1:58.154	58	25.442	1:53.893	58	31.513	1:53.193	58	35.494	1:54.580
46	12.532	2:08.233	58	20.035	1:55.080	60	28.193	1:56.986	60	37.936	1:56.865	60	43.203	1:55.866
56	13.851	2:09.552	46	21.385	1:57.980	46	29.778	1:56.879	46	38.850	1:56.194	46	45.168	1:56.917
58	14.082	2:09.783	56	23.275	1:58.551	56	32.677	1:57.888	56	44.480	1:58.925	81	50.230	1:55.560
78	15.481	2:11.182	78	24.076	1:57.722	78	33.332	1:57.742	78	44.876	1:58.666	56	52.645	1:58.764
45	15.684	2:11.385	53	25.477	1:58.488	53	34.685	1:57.694	81	45.269	1:55.908	52	53.436	1:57.014
53	16.116	2:11.817	45	25.526	1:58.969	45	36.028	1:58.988	52	47.021	1:56.935	45	55.968	1:58.590
59	17.296	2:12.997	59	26.665	1:58.496	59	36.257	1:58.078	45	47.977	1:59.071	78	56.509	2:02.232
52	18.663	2:14.364	52	27.797	1:58.261	81	36.483	1:56.405	88	49.758	1:56.747	88	57.277	1:58.118
43	20.254	2:15.955	81	28.564	1:56.610	52	37.208	1:57.897	43	58.765	2:01.105	70	1 LAP	2:38.046
88	20.946	2:16.647	88	32.466	2:00.647	88	40.133	1:56.153	53	1:01.796	2:14.233	43	1:08.409	2:00.243
81	21.081	2:16.782	43	32.871	2:01.744	43	44.782	2:00.397	29	1:10.648	2:03.046	53	1:11.973	2:00.776
29	22.225	2:17.926	29	33.274	2:00.176	29	54.724	2:09.936	62	1:22.473	2:06.656	29	1:18.445	1:58.396
99	24.889	2:20.590	99	41.070	2:05.308	99	1:00.603	2:08.019	99	1:22.712	2:09.231	62	1:36.315	2:04.441
62	27.821	2:23.522	62	45.781	2:07.087	62	1:02.939	2:05.644	37	1:50.236	2:14.123	99	1:36.585	2:04.472
37	30.346	2:26.047	37	56.518	2:15.299	37	1:23.235	2:15.203						
28	35.646	2:31.347	28	1:02.555	2:16.036	28	1:26.068	2:11.999						
70	44.097	2:39.798	70	1:21.747	2:26.777									

Performance & Economy Chip Tuning Sports/Saloons

RACE 5 - LAP CHART

Lap 6			Lap 7		
No	Behind	Laptime	No	Behind	Laptime
123		1:48.171	123		1:48.391
30	11.150	1:51.150	99	1 LAP	2:05.368
93	15.169	1:52.669	62	1 LAP	2:10.137
37	1 LAP	2:13.559	30	13.897	1:51.138
28	1 LAP	2:13.230	93	18.121	1:51.343
34	25.611	1:51.239	34	30.071	1:52.851
95	30.165	1:52.946	95	35.320	1:53.546
26	30.378	1:52.482	26	36.337	1:54.350
38	30.906	1:52.253	38	36.847	1:54.332
2	38.252	1:53.221	2	43.104	1:53.243
90	38.551	1:53.108	90	43.706	1:53.546
58	40.784	1:53.461	58	46.579	1:54.186
76	41.682	1:54.549	28	1 LAP	2:10.550
60	51.571	1:56.539	76	47.741	1:54.450
81	53.323	1:51.264	37	1 LAP	2:17.018
46	54.086	1:57.089	81	54.877	1:49.945
52	1:02.197	1:56.932	60	58.682	1:55.502
56	1:03.746	1:59.272	46	1:01.723	1:56.028
45	1:05.432	1:57.635	52	1:09.457	1:55.651
78	1:05.512	1:57.174	56	1:13.849	1:58.494
88	1:06.277	1:57.171	88	1:15.473	1:57.587
43	1:20.699	2:00.461	45	1:15.962	1:58.921
53	1:22.103	1:58.301	78	1:17.205	2:00.084
29	1:28.697	1:58.423	43	1:32.842	2:00.534
70	1 LAP	2:29.631	53	1:33.226	1:59.514
			29	1:38.218	1:57.912
			70	1 LAP	2:30.549

KUMHO BMW Championship

QUALIFYING - RACE 2 - CLASSIFICATION

POS	NO	CL	NAME	ENTRY	TIME	ON	LAPS	GAP	DIFF	MPH
1	56	A	Steven KANE	BMW E36 M3 3200cc	1:51.380	5	9			87.01
2	42	A	Thomas KNIGHT	BMW E36 M3 3000cc	1:52.135	2	10	0.755	0.755	86.42
3	2	A	Garrie WHITTAKER	BMW E30 M3 2500cc	1:52.176	2	10	0.796	0.041	86.39
4	23	A	David KEMPTON	BMW M3 E36 3000cc	1:52.312	5	5	0.932	0.136	86.28
5	5	A	Ian HILL	BMW E36 3200cc	1:52.812	3	7	1.432	0.500	85.90
6	15	A	Piers ROSS	BMW E36 M3 EVO 3200cc	1:53.011	6	10	1.631	0.199	85.75
7	13	A	Thomas HOULBROOK	BMW E36 M3 3.2 3200cccc	1:54.921	4	9	3.541	1.910	84.33
8	19	A	Tom WEBB	BMW E36 3200cc	1:55.245	4	5	3.865	0.324	84.09
9	7	A	Giovanni DI GENNARO	BMW E30 M3 2500cc	1:56.574	3	8	5.194	1.329	83.13
10	12	A	Stephen PEARSON	BMW M3 3200cc	1:56.800	9	9	5.420	0.226	82.97
11	99	I	Clint BARDWELL	BMW Z3 3200cc	1:57.162	5	9	5.782	0.362	82.71
12	16	A	Gary FRYER	BMW M3 Evo 3200cc	1:57.167	5	7	5.787	0.005	82.71
13	4	A	Colin WHITMORE	BMW M3 3200cc	1:58.715	3	9	7.335	1.548	81.63
14	14	A	Dave BALL	BMW E36 cc	1:58.789	7	8	7.409	0.074	81.58
15	30	B	Richard MARSH	BMW E36 M3 2990cc	1:58.858	7	9	7.478	0.069	81.53
16	45	B	Des THRESH	BMW E30 M3 2500cc	1:59.435	9	9	8.055	0.577	81.14
17	31	B	James CARD	BMW E30 M3 2500cc	1:59.868	7	9	8.488	0.433	80.84
18	27	B	Evelyne BUANIC	BMW M3 E30 2500cc	2:00.588	8	8	9.208	0.720	80.36
19	8	A	James WEBB	BMW E36 3000cc	2:01.087	2	5	9.707	0.499	80.03
20	32	B	Rodger CARD	BMW E30 M3 2800cc	2:01.164	8	9	9.784	0.077	79.98
21	33	B	Mark CAPEWELL	BMW M3 2300cc	2:03.021	5	8	11.641	1.857	78.77
22	90	I	Simon HUDSON	BMW E30 2500cc	2:03.134	5	6	11.754	0.113	78.70
23	75	D	Timothy SWEET	BMW E36 318 is Coupe 1896cc	2:04.830	4	9	13.450	1.696	77.63
24	80	D	Jason HOLYHEAD	BMW E36 318is 1796cc	2:08.746	6	7	17.366	3.916	75.27
25	76	D	Philip ARCHBOLD	BMW 318is 1800cc	2:10.143	3	8	18.763	1.397	74.46
26	28	B	Adrian GILBERT	BMW M3 E36 2990cc	2:13.023	2	8	21.643	2.880	72.85
27	71	D	Sean FOLEY	BMW 318 is 1800cc	2:13.093	4	5	21.713	0.070	72.81
28	77	D	John BRABBIN	BMW 318 1796cc	2:14.128	3	5	22.748	1.035	72.25
29	74	D	Ralph KIRK	BMW 318 1800-1900cc	2:17.488	2	8	26.108	3.360	70.48
30	73	D	John JONES	BMW 318is 1900cc	2:17.938	7	7	26.558	0.450	70.25

Cars 56 and 73 please fit working transponder for race

Weather / Track : Cloudy / Dry

These results are provisional until the conclusion of any judicial and technical matters.

Oulton Park International
Circuit Length = 2.6920 miles
Start: 09:06 End: 09:28

Clerk of Course :	Timekeeper :
-------------------	--------------

KUMHO BMW Championship

QUALIFYING - RACE 2 - LAP ANALYSIS

2	Garrie WHITTAKER		A BMW E30 M3 2500cc				
1 -	1:53.867	+ 1.691	9:10:33.143	6 -	1:52.216	+ 0.040	9:19:58.617
2 -	1:52.176		9:12:25.319	7 -	1:52.929	+ 0.753	9:21:51.546
3 -	1:56.127	+ 3.951	9:14:21.446	8 -	2:10.751	+ 18.575	9:24:02.297
4 -	1:52.737	+ 0.561	9:16:14.183	9 -	2:07.256	+ 15.080	9:26:09.553
5 -	1:52.218	+ 0.042	9:18:06.401	10 -	2:22.668	+ 30.492	9:28:32.221
4	Colin WHITMORE		A BMW M3 3200cc				
1 -	2:04.572	+ 5.857	9:11:02.862	6 -	2:01.228	+ 2.513	9:21:00.386
2 -	1:59.020	+ 0.305	9:13:01.882	7 -	1:59.768	+ 1.053	9:23:00.154
3 -	1:58.715		9:15:00.597	8 -	1:59.192	+ 0.477	9:24:59.346
4 -	1:58.927	+ 0.212	9:16:59.524	9 -	2:00.646	+ 1.931	9:26:59.992
5 -	1:59.634	+ 0.919	9:18:59.158				
5	Ian HILL		A BMW E36 3200cc				
1 -	1:56.615	+ 3.803	9:10:42.308	5 -	1:54.156	+ 1.344	9:18:17.483
2 -	1:53.436	+ 0.624	9:12:35.744	6 -	2:04.035	+ 11.223	9:20:21.518
3 -	1:52.812		9:14:28.556	7 -	2:06.575 P	+ 13.763	9:22:28.093
4 -	1:54.771	+ 1.959	9:16:23.327				
7	Giovanni DI GENNARO		A BMW E30 M3 2500cc				
1 -	2:00.451	+ 3.877	9:10:43.179	5 -	1:58.488	+ 1.914	9:18:39.489
2 -	1:58.382	+ 1.808	9:12:41.561	6 -	1:57.051	+ 0.477	9:20:36.540
3 -	1:56.574		9:14:38.135	7 -	1:57.062	+ 0.488	9:22:33.602
4 -	2:02.866	+ 6.292	9:16:41.001	8 -	2:21.092 P	+ 24.518	9:24:54.694
8	James WEBB		A BMW E36 3000cc				
1 -	2:06.014	+ 4.927	9:11:22.977	4 -	2:18.222	+ 17.135	9:17:47.041
2 -	2:01.087		9:13:24.064	5 -	2:25.754 P	+ 24.667	9:20:12.795
3 -	2:04.755	+ 3.668	9:15:28.819				
12	Stephen PEARSON		A BMW M3 3200cc				
1 -	2:03.453	+ 6.653	9:10:59.524	6 -	1:57.370	+ 0.570	9:20:52.809
2 -	1:58.524	+ 1.724	9:12:58.048	7 -	1:57.715	+ 0.915	9:22:50.524
3 -	2:00.141	+ 3.341	9:14:58.189	8 -	1:58.604	+ 1.804	9:24:49.128
4 -	1:58.070	+ 1.270	9:16:56.259	9 -	1:56.800		9:26:45.928
5 -	1:59.180	+ 2.380	9:18:55.439				
13	Thomas HOULBROOK		A BMW E36 M3 3.2 3200cccc				
1 -	1:58.340	+ 3.419	9:11:13.410	6 -	1:57.791	+ 2.870	9:20:56.069
2 -	1:55.774	+ 0.853	9:13:09.184	7 -	2:08.060	+ 13.139	9:23:04.129
3 -	1:56.785	+ 1.864	9:15:05.969	8 -	1:56.753	+ 1.832	9:25:00.882
4 -	1:54.921		9:17:00.890	9 -	2:05.051 P	+ 10.130	9:27:05.933
5 -	1:57.388	+ 2.467	9:18:58.278				
14	Dave BALL		A BMW E36 cc				
1 -	2:32.706	+ 33.917	9:12:54.480	5 -	2:00.553	+ 1.764	9:21:02.271
2 -	2:03.638	+ 4.849	9:14:58.118	6 -	1:58.930	+ 0.141	9:23:01.201
3 -	2:02.216	+ 3.427	9:17:00.334	7 -	1:58.789		9:24:59.990
4 -	2:01.384	+ 2.595	9:19:01.718	8 -	1:59.981	+ 1.192	9:26:59.971
15	Piers ROSS		A BMW E36 M3 EVO 3200cc				
1 -	1:55.110	+ 2.099	9:11:05.154	6 -	1:53.011		9:20:33.399
2 -	1:53.984	+ 0.973	9:12:59.138	7 -	1:53.625	+ 0.614	9:22:27.024
3 -	1:54.560	+ 1.549	9:14:53.698	8 -	1:53.759	+ 0.748	9:24:20.783
4 -	1:53.571	+ 0.560	9:16:47.269	9 -	1:54.788	+ 1.777	9:26:15.571
5 -	1:53.119	+ 0.108	9:18:40.388	10 -	1:54.202	+ 1.191	9:28:09.773
16	Gary FRYER		A BMW M3 Evo 3200cc				
1 -	2:01.491	+ 4.324	9:11:47.009	5 -	1:57.167		9:19:38.872
2 -	1:58.062	+ 0.895	9:13:45.071	6 -	1:59.158	+ 1.991	9:21:38.030
3 -	1:58.031	+ 0.864	9:15:43.102	7 -	2:08.887 P	+ 11.720	9:23:46.917
4 -	1:58.603	+ 1.436	9:17:41.705				

Cars 56 and 73 please fit working transponder for race

Weather / Track : Cloudy / Dry

KUMHO BMW Championship

QUALIFYING - RACE 2 - LAP ANALYSIS

19	Tom WEBB		A		BMW E36 3200cc	
1 -	2:00.971	+ 5.726	9:11:10.631	4 -	1:55.245	9:17:00.327
2 -	1:58.256	+ 3.011	9:13:08.887	5 -	2:33.712 P	+ 38.467 9:19:34.039
3 -	1:56.195	+ 0.950	9:15:05.082			
23	David KEMPTON		A		BMW M3 E36 3000cc	
1 -	1:54.820	+ 2.508	9:10:47.426	4 -	1:58.216	+ 5.904 9:16:31.523
2 -	1:53.460	+ 1.148	9:12:40.886	5 -	1:52.312	9:18:23.835
3 -	1:52.421	+ 0.109	9:14:33.307			
27	Evelyne BUANIC		B		BMW M3 E30 2500cc	
1 -	2:14.467	+ 13.879	9:12:04.010	5 -	2:04.200	+ 3.612 9:20:27.630
2 -	2:08.651	+ 8.063	9:14:12.661	6 -	2:02.755	+ 2.167 9:22:30.385
3 -	2:05.885	+ 5.297	9:16:18.546	7 -	2:01.807	+ 1.219 9:24:32.192
4 -	2:04.884	+ 4.296	9:18:23.430	8 -	2:00.588	9:26:32.780
28	Adrian GILBERT		B		BMW M3 E36 2990cc	
1 -	2:18.268	+ 5.245	9:12:14.473	5 -	2:18.372	+ 5.349 9:21:33.113
2 -	2:13.023		9:14:27.496	6 -	2:19.818	+ 6.795 9:23:52.931
3 -	2:24.938	+ 11.915	9:16:52.434	7 -	2:19.480	+ 6.457 9:26:12.411
4 -	2:22.307	+ 9.284	9:19:14.741	8 -	2:21.989	+ 8.966 9:28:34.400
30	Richard MARSH		B		BMW E36 M3 2990cc	
1 -	2:06.065	+ 7.207	9:11:03.721	6 -	2:11.530	+ 12.672 9:21:20.299
2 -	2:02.582	+ 3.724	9:13:06.303	7 -	1:58.858	9:23:19.157
3 -	2:02.748	+ 3.890	9:15:09.051	8 -	1:59.358	+ 0.500 9:25:18.515
4 -	2:00.188	+ 1.330	9:17:09.239	9 -	2:23.402	+ 24.544 9:27:41.917
5 -	1:59.530	+ 0.672	9:19:08.769			
31	James CARD		B		BMW E30 M3 2500cc	
1 -	2:09.092	+ 9.224	9:11:14.448	6 -	2:01.254	+ 1.386 9:21:23.737
2 -	2:03.175	+ 3.307	9:13:17.623	7 -	1:59.868	9:23:23.605
3 -	2:02.475	+ 2.607	9:15:20.098	8 -	2:10.174	+ 10.306 9:25:33.779
4 -	2:01.253	+ 1.385	9:17:21.351	9 -	2:05.323	+ 5.455 9:27:39.102
5 -	2:01.132	+ 1.264	9:19:22.483			
32	Rodger CARD		B		BMW E30 M3 2800cc	
1 -	2:08.304	+ 7.140	9:11:38.113	6 -	2:02.187	+ 1.023 9:22:01.538
2 -	2:09.583	+ 8.419	9:13:47.696	7 -	2:02.578	+ 1.414 9:24:04.116
3 -	2:05.263	+ 4.099	9:15:52.959	8 -	2:01.164	9:26:05.280
4 -	2:03.756	+ 2.592	9:17:56.715	9 -	2:01.418	+ 0.254 9:28:06.698
5 -	2:02.636	+ 1.472	9:19:59.351			
33	Mark CAPEWELL		B		BMW M3 2300cc	
1 -	2:12.206	+ 9.185	9:11:20.123	5 -	2:03.021	9:19:38.854
2 -	2:07.407	+ 4.386	9:13:27.530	6 -	2:03.926	+ 0.905 9:21:42.780
3 -	2:04.578	+ 1.557	9:15:32.108	7 -	2:33.232	+ 30.211 9:24:16.012
4 -	2:03.725	+ 0.704	9:17:35.833	8 -	2:09.438	+ 6.417 9:26:25.450
42	Thomas KNIGHT		A		BMW E36 M3 3000cc	
1 -	1:54.041	+ 1.906	9:10:34.439	6 -	1:52.477	+ 0.342 9:19:59.672
2 -	1:52.135		9:12:26.574	7 -	1:53.297	+ 1.162 9:21:52.969
3 -	1:55.440	+ 3.305	9:14:22.014	8 -	2:09.969	+ 17.834 9:24:02.938
4 -	1:52.690	+ 0.555	9:16:14.704	9 -	1:53.910	+ 1.775 9:25:56.848
5 -	1:52.491	+ 0.356	9:18:07.195	10 -	1:59.740	+ 7.605 9:27:56.588
45	Des THRESH		B		BMW E30 M3 2500cc	
1 -	2:03.383	+ 3.948	9:10:45.608	6 -	2:00.387	+ 0.952 9:20:49.760
2 -	2:01.887	+ 2.452	9:12:47.495	7 -	1:59.467	+ 0.032 9:22:49.227
3 -	1:59.629	+ 0.194	9:14:47.124	8 -	2:00.550	+ 1.115 9:24:49.777
4 -	2:00.743	+ 1.308	9:16:47.867	9 -	1:59.435	9:26:49.212
5 -	2:01.506	+ 2.071	9:18:49.373			

Cars 56 and 73 please fit working transponder for race

Weather / Track : Cloudy / Dry

KUMHO BMW Championship

QUALIFYING - RACE 2 - LAP ANALYSIS

56	Steven KANE		A BMW E36 M3 3200cc				
1 -	1:54.166	+ 2.786	9:10:48.532	6 -	1:53.634	+ 2.254	9:21:38.031
2 -	1:55.052	+ 3.672	9:12:43.584	7 -	1:55.900	+ 4.520	9:23:33.931
3 -	2:04.644 P	+ 13.264	9:14:48.228	8 -	1:56.731	+ 5.351	9:25:30.662
4 -	3:04.789	+ 1:13.409	9:17:53.017	9 -	1:52.537	+ 1.157	9:27:23.199
5 -	1:51.380		9:19:44.397				
71	Sean FOLEY		D BMW 318 is 1800cc				
1 -	2:20.116	+ 7.023	9:12:06.000	4 -	2:13.093		9:18:46.784
2 -	2:13.658	+ 0.565	9:14:19.658	5 -	2:15.869	+ 2.776	9:21:02.653
3 -	2:14.033	+ 0.940	9:16:33.691				
73	John JONES		D BMW 318is 1900cc				
1 -	2:20.756	+ 2.818	9:12:08.562	5 -	2:18.080	+ 0.142	9:23:44.894
2 -	2:18.378	+ 0.440	9:14:26.940	6 -	2:18.349	+ 0.411	9:26:03.243
3 -	2:23.552	+ 5.614	9:16:50.492	7 -	2:17.938		9:28:21.181
4 -	4:36.322	+ 2:18.384	9:21:26.814				
74	Ralph KIRK		D BMW 318 1800-1900cc				
1 -	2:21.891	+ 4.403	9:12:07.441	5 -	2:19.237	+ 1.749	9:21:23.781
2 -	2:17.488		9:14:24.929	6 -	2:19.995	+ 2.507	9:23:43.776
3 -	2:19.789	+ 2.301	9:16:44.718	7 -	2:18.251	+ 0.763	9:26:02.027
4 -	2:19.826	+ 2.338	9:19:04.544	8 -	2:17.927	+ 0.439	9:28:19.954
75	Timothy SWEET		D BMW E36 318 is Coupe 1896cc				
1 -	2:08.935	+ 4.105	9:11:09.990	6 -	2:05.930	+ 1.100	9:21:40.718
2 -	2:06.740	+ 1.910	9:13:16.730	7 -	2:05.126	+ 0.296	9:23:45.844
3 -	2:07.156	+ 2.326	9:15:23.886	8 -	2:07.694	+ 2.864	9:25:53.538
4 -	2:04.830		9:17:28.716	9 -	2:06.069	+ 1.239	9:27:59.607
5 -	2:06.072	+ 1.242	9:19:34.788				
76	Philip ARCHBOLD		D BMW 318is 1800cc				
1 -	2:15.488	+ 5.345	9:11:44.181	5 -	2:13.771	+ 3.628	9:20:30.324
2 -	2:11.793	+ 1.650	9:13:55.974	6 -	2:10.956	+ 0.813	9:22:41.280
3 -	2:10.143		9:16:06.117	7 -	2:15.671	+ 5.528	9:24:56.951
4 -	2:10.436	+ 0.293	9:18:16.553	8 -	2:13.431	+ 3.288	9:27:10.382
77	John BRABBIN		D BMW 318 1796cc				
1 -	2:19.007	+ 4.879	9:12:14.126	4 -	2:14.165	+ 0.037	9:18:57.359
2 -	2:14.940	+ 0.812	9:14:29.066	5 -	2:24.860 P	+ 10.732	9:21:22.219
3 -	2:14.128		9:16:43.194				
80	Jason HOLYHEAD		D BMW E36 318is 1796cc				
1 -	2:19.756	+ 11.010	9:12:14.430	5 -	2:14.156	+ 5.410	9:21:11.748
2 -	2:15.072	+ 6.326	9:14:29.502	6 -	2:08.746		9:23:20.494
3 -	2:16.044	+ 7.298	9:16:45.546	7 -	2:28.128 P	+ 19.382	9:25:48.622
4 -	2:12.046	+ 3.300	9:18:57.592				
90	Simon HUDSON		I BMW E30 2500cc				
1 -	2:07.476	+ 4.342	9:11:30.332	4 -	2:05.715	+ 2.581	9:18:24.902
2 -	2:04.942	+ 1.808	9:13:35.274	5 -	2:03.134		9:20:28.036
3 -	2:43.913	+ 40.779	9:16:19.187	6 -	2:40.566 P	+ 37.432	9:23:08.602
99	Clint BARDWELL		I BMW Z3 3200cc				
1 -	2:00.621	+ 3.459	9:10:56.691	6 -	1:58.812	+ 1.650	9:21:50.165
2 -	1:58.301	+ 1.139	9:12:54.992	7 -	1:57.354	+ 0.192	9:23:47.519
3 -	2:28.839	+ 31.677	9:15:23.831	8 -	1:59.901	+ 2.739	9:25:47.420
4 -	2:30.360	+ 33.198	9:17:54.191	9 -	1:57.518	+ 0.356	9:27:44.938
5 -	1:57.162		9:19:51.353				

Cars 56 and 73 please fit working transponder for race

Weather / Track : Cloudy / Dry

KUMHO BMW Championship

RACE 2 - GRID

ROW 15	2:17.488 74 Ralph KIRK	2:17.938 73 John JONES
	Please fit working transponder for race	
ROW 14	2:13.093 71 Sean FOLEY	2:14.128 77 John BRABBIN
ROW 13	2:10.143 76 Philip ARCHBOLD	2:13.023 28 Adrian GILBERT
ROW 12	2:04.830 75 Timothy SWEET	2:08.746 80 Jason HOLYHEAD
ROW 11	2:03.021 33 Mark CAPEWELL	2:03.134 90 Simon HUDSON
ROW 10	2:01.087 8 James WEBB	2:01.164 32 Rodger CARD
ROW 9	1:59.868 31 James CARD	2:00.588 27 Evelyne BUANIC
ROW 8	1:58.858 30 Richard MARSH	1:59.435 45 Des THRESH
ROW 7	1:58.715 4 Colin WHITMORE	1:58.789 14 Dave BALL
ROW 6	1:57.162 99 Clint BARDWELL	1:57.167 16 Gary FRYER
ROW 5	1:56.574 7 Giovanni DI GENNARO	1:56.800 12 Stephen PEARSON
ROW 4	1:54.921 13 Thomas HOULBROOK	1:55.245 19 Tom WEBB
ROW 3	1:52.812 5 Ian HILL	1:53.011 15 Piers ROSS
ROW 2	1:52.176 2 Garrie WHITTAKER	1:52.312 23 David KEMPTON
ROW 1	1:51.380 56 Steven KANE	1:52.135 42 Thomas KNIGHT
	Please fit working transponder for race	
	Pole	

Oulton Park International
Circuit Length = 2.6920 miles

These results are provisional until the conclusion of any judicial and technical matters.

Clerk of Course :	Timekeeper :
-------------------	--------------

KUMHO BMW Championship

QUALIFYING - RACE 7 - CLASSIFICATION

POS	NO	CL	NAME	ENTRY	TIME	ON	LAPS	GAP	DIFF	MPH
1	56	A	Steven KANE	BMW E36 M3 3200cc	1:50.628	1	7			87.60
2	2	A	Garrie WHITTAKER	BMW E30 M3 2500cc	1:52.406	2	9	1.778	1.778	86.21
3	23	A	David KEMPTON	BMW M3 E36 3000cc	1:52.406	5	8	1.778	0.000	86.21
4	42	A	Thomas KNIGHT	BMW E36 M3 3000cc	1:52.437	2	10	1.809	0.031	86.19
5	5	A	Ian HILL	BMW E36 3200cc	1:52.908	1	8	2.280	0.471	85.83
6	15	A	Piers ROSS	BMW E36 M3 EVO 3200cc	1:53.074	5	10	2.446	0.166	85.70
7	19	A	Tom WEBB	BMW E36 3200cc	1:54.619	3	7	3.991	1.545	84.55
8	13	A	Thomas HOULBROOK	BMW E36 M3 3.2 3200cccc	1:54.646	6	9	4.018	0.027	84.53
9	8	A	James WEBB	BMW E36 3000cc	1:54.683	2	7	4.055	0.037	84.50
10	12	A	Stephen PEARSON	BMW M3 3200cc	1:56.020	8	8	5.392	1.337	83.53
11	99	I	Clint BARDWELL	BMW Z3 3200cc	1:56.146	5	9	5.518	0.126	83.44
12	16	A	Gary FRYER	BMW M3 Evo 3200cc	1:56.888	8	8	6.260	0.742	82.91
13	29	A	Paul MOLONEY	BMW E36 M3	1:57.732	3	5	7.104	0.844	82.31
14	14	A	Dave BALL	BMW E36 cc	1:58.524	7	9	7.896	0.792	81.76
15	4	A	Colin WHITMORE	BMW M3 3200cc	1:58.779	7	9	8.151	0.255	81.59
16	45	B	Des THRESH	BMW E30 M3 2500cc	1:58.897	6	9	8.269	0.118	81.51
17	31	B	James CARD	BMW E30 M3 2500cc	1:58.988	7	9	8.360	0.091	81.44
18	30	I	Richard MARSH	BMW E36 M3 2990cc	1:59.239	6	7	8.611	0.251	81.27
19	32	B	Rodger CARD	BMW E30 M3 2800cc	1:59.844	8	9	9.216	0.605	80.86
20	27	B	Evelyne BUANIC	BMW M3 E30 2500cc	2:01.217	8	9	10.589	1.373	79.95
21	33	B	Mark CAPEWELL	BMW M3 2300cc	2:01.301	4	9	10.673	0.084	79.89
22	90	I	Simon HUDSON	BMW E30 2500cc	2:02.531	3	7	11.903	1.230	79.09
23	75	D	Timothy SWEET	BMW E36 318 is Coupe 1896cc	2:04.462	9	9	13.834	1.931	77.86
24	28	B	Adrian GILBERT	BMW M3 E36 2990cc	2:06.070	8	8	15.442	1.608	76.87
25	80	D	Jason HOLYHEAD	BMW E36 318is 1796cc	2:08.716	5	6	18.088	2.646	75.29
26	71	D	Sean FOLEY	BMW 318 is 1800cc	2:09.800	7	8	19.172	1.084	74.66
27	76	D	Philip ARCHBOLD	BMW 318is 1800cc	2:09.966	7	8	19.338	0.166	74.56
28	77	D	John BRABBIN	BMW 318 1796cc	2:11.031	8	8	20.403	1.065	73.96
29	74	D	Ralph KIRK	BMW 318 1800-1900cc	2:13.564	7	8	22.936	2.533	72.55
30	73	D	John JONES	BMW 318is 1900cc	2:18.271	6	8	27.643	4.707	70.08
31	7	A	Giovanni DI GENNARO	BMW E30 M3 2500cc		0	1			

Cars 56 and 73 please fit working transponders for race

Weather / Track : Cloudy / Dry

These results are provisional until the conclusion of any judicial and technical matters.

Oulton Park International
Circuit Length = 2.6920 miles
Start: 11:26 End: 11:48

Clerk of Course :		Timekeeper :
-------------------	--	--------------

KUMHO BMW Championship

QUALIFYING - RACE 7 - LAP ANALYSIS

2	Garrie WHITTAKER		A BMW E30 M3 2500cc				
1 -	1:54.017	+ 1.611	11:30:06.869	6 -	1:53.381	+ 0.975	11:39:36.585
2 -	1:52.406		11:31:59.275	7 -	1:57.837	+ 5.431	11:41:34.422
3 -	1:55.651	+ 3.245	11:33:54.926	8 -	1:52.925	+ 0.519	11:43:27.347
4 -	1:55.107	+ 2.701	11:35:50.033	9 -	2:13.925 P	+ 21.519	11:45:41.272
5 -	1:53.171	+ 0.765	11:37:43.204				
4	Colin WHITMORE		A BMW M3 3200cc				
1 -	2:01.568	+ 2.789	11:30:43.683	6 -	1:59.550	+ 0.771	11:40:40.516
2 -	1:59.134	+ 0.355	11:32:42.817	7 -	1:58.779		11:42:39.295
3 -	1:59.275	+ 0.496	11:34:42.092	8 -	1:58.964	+ 0.185	11:44:38.259
4 -	1:58.931	+ 0.152	11:36:41.023	9 -	1:59.135	+ 0.356	11:46:37.394
5 -	1:59.943	+ 1.164	11:38:40.966				
5	Ian HILL		A BMW E36 3200cc				
1 -	1:52.908		11:29:55.636	5 -	1:55.958	+ 3.050	11:37:33.863
2 -	1:53.261	+ 0.353	11:31:48.897	6 -	1:54.415	+ 1.507	11:39:28.278
3 -	1:54.406	+ 1.498	11:33:43.303	7 -	1:53.033	+ 0.125	11:41:21.311
4 -	1:54.602	+ 1.694	11:35:37.905	8 -	2:03.334 P	+ 10.426	11:43:24.645
7	Giovanni DI GENNARO		A BMW E30 M3 2500cc				
1 -	2:12.374 P	- 03:58:42.402	11:32:30.822				
8	James WEBB		A BMW E36 3000cc				
1 -	1:57.765	+ 3.082	11:32:14.052	5 -	2:12.376	+ 17.693	11:40:20.774
2 -	1:54.683		11:34:08.735	6 -	2:04.045	+ 9.362	11:42:24.819
3 -	2:04.085	+ 9.402	11:36:12.820	7 -	2:18.034 P	+ 23.351	11:44:42.853
4 -	1:55.578	+ 0.895	11:38:08.398				
12	Stephen PEARSON		A BMW M3 3200cc				
1 -	1:57.422	+ 1.402	11:32:19.301	5 -	1:58.528	+ 2.508	11:40:10.827
2 -	1:57.104	+ 1.084	11:34:16.405	6 -	1:56.957	+ 0.937	11:42:07.784
3 -	1:57.549	+ 1.529	11:36:13.954	7 -	1:56.673	+ 0.653	11:44:04.457
4 -	1:58.345	+ 2.325	11:38:12.299	8 -	1:56.020		11:46:00.477
13	Thomas HOULBROOK		A BMW E36 M3 3.2 3200cccc				
1 -	1:57.160	+ 2.514	11:30:37.666	6 -	1:54.646		11:40:16.757
2 -	1:56.666	+ 2.020	11:32:34.332	7 -	1:55.646	+ 1.000	11:42:12.403
3 -	1:56.019	+ 1.373	11:34:30.351	8 -	1:55.523	+ 0.877	11:44:07.926
4 -	1:56.172	+ 1.526	11:36:26.523	9 -	1:56.283	+ 1.637	11:46:04.209
5 -	1:55.588	+ 0.942	11:38:22.111				
14	Dave BALL		A BMW E36 cc				
1 -	2:01.389	+ 2.865	11:30:43.112	6 -	1:58.895	+ 0.371	11:40:39.569
2 -	1:59.417	+ 0.893	11:32:42.529	7 -	1:58.524		11:42:38.093
3 -	1:58.972	+ 0.448	11:34:41.501	8 -	1:59.371	+ 0.847	11:44:37.464
4 -	1:59.272	+ 0.748	11:36:40.773	9 -	1:59.611	+ 1.087	11:46:37.075
5 -	1:59.901	+ 1.377	11:38:40.674				
15	Piers ROSS		A BMW E36 M3 EVO 3200cc				
1 -	1:53.825	+ 0.751	11:30:21.302	6 -	1:53.488	+ 0.414	11:39:50.452
2 -	1:54.215	+ 1.141	11:32:15.517	7 -	1:53.982	+ 0.908	11:41:44.434
3 -	1:53.514	+ 0.440	11:34:09.031	8 -	1:53.278	+ 0.204	11:43:37.712
4 -	1:54.859	+ 1.785	11:36:03.890	9 -	1:53.864	+ 0.790	11:45:31.576
5 -	1:53.074		11:37:56.964	10 -	1:53.910	+ 0.836	11:47:25.486
16	Gary FRYER		A BMW M3 Evo 3200cc				
1 -	1:59.954	+ 3.066	11:31:20.992	5 -	1:58.422	+ 1.534	11:39:16.660
2 -	1:59.732	+ 2.844	11:33:20.724	6 -	1:57.638	+ 0.750	11:41:14.298
3 -	1:58.961	+ 2.073	11:35:19.685	7 -	1:56.945	+ 0.057	11:43:11.243
4 -	1:58.553	+ 1.665	11:37:18.238	8 -	1:56.888		11:45:08.131

Cars 56 and 73 please fit working transponders for race

Weather / Track : Cloudy / Dry

KUMHO BMW Championship

QUALIFYING - RACE 7 - LAP ANALYSIS

19	Tom WEBB		A BMW E36 3200cc				
1 -	1:56.309	+ 1.690	11:30:29.127	5 -	1:56.456	+ 1.837	11:38:12.596
2 -	1:55.357	+ 0.738	11:32:24.484	6 -	1:55.800	+ 1.181	11:40:08.396
3 -	1:54.619		11:34:19.103	7 -	2:15.709 P	+ 21.090	11:42:24.105
4 -	1:57.037	+ 2.418	11:36:16.140				
23	David KEMPTON		A BMW M3 E36 3000cc				
1 -	1:52.752	+ 0.346	11:34:19.430	5 -	1:52.406		11:41:59.668
2 -	1:55.185	+ 2.779	11:36:14.615	6 -	1:52.627	+ 0.221	11:43:52.295
3 -	1:53.251	+ 0.845	11:38:07.866	7 -	2:00.271	+ 7.865	11:45:52.566
4 -	1:59.396	+ 6.990	11:40:07.262	8 -	1:53.203	+ 0.797	11:47:45.769
27	Evelyne BUANIC		B BMW M3 E30 2500cc				
1 -	2:07.312	+ 6.095	11:31:19.576	6 -	2:03.867	+ 2.650	11:41:35.479
2 -	2:04.222	+ 3.005	11:33:23.798	7 -	2:03.663	+ 2.446	11:43:39.142
3 -	2:02.096	+ 0.879	11:35:25.894	8 -	2:01.217		11:45:40.359
4 -	2:02.086	+ 0.869	11:37:27.980	9 -	2:01.710	+ 0.493	11:47:42.069
5 -	2:03.632	+ 2.415	11:39:31.612				
28	Adrian GILBERT		B BMW M3 E36 2990cc				
1 -	2:12.617	+ 6.547	11:31:26.460	5 -	2:10.594	+ 4.524	11:40:10.550
2 -	2:10.739	+ 4.669	11:33:37.199	6 -	2:11.671	+ 5.601	11:42:22.221
3 -	2:10.475	+ 4.405	11:35:47.674	7 -	2:07.032	+ 0.962	11:44:29.253
4 -	2:12.282	+ 6.212	11:37:59.956	8 -	2:06.070		11:46:35.323
29	Paul MOLONEY		A BMW E36 M3				
1 -	2:03.909	+ 6.177	11:30:57.945	4 -	2:00.810	+ 3.078	11:36:56.470
2 -	1:59.983	+ 2.251	11:32:57.928	5 -	2:14.870 P	+ 17.138	11:39:11.340
3 -	1:57.732		11:34:55.660				
30	Richard MARSH		I BMW E36 M3 2990cc				
1 -	2:00.073	+ 0.834	11:32:27.852	5 -	1:59.932	+ 0.693	11:40:37.233
2 -	1:59.517	+ 0.278	11:34:27.369	6 -	1:59.239		11:42:36.472
3 -	1:59.371	+ 0.132	11:36:26.740	7 -	2:36.416 P	+ 37.177	11:45:12.888
4 -	2:10.561	+ 11.322	11:38:37.301				
31	James CARD		B BMW E30 M3 2500cc				
1 -	2:06.738	+ 7.750	11:30:44.800	6 -	2:05.542	+ 6.554	11:40:51.140
2 -	2:01.093	+ 2.105	11:32:45.893	7 -	1:58.988		11:42:50.128
3 -	2:00.553	+ 1.565	11:34:46.446	8 -	1:59.421	+ 0.433	11:44:49.549
4 -	1:59.754	+ 0.766	11:36:46.200	9 -	2:14.932	+ 15.944	11:47:04.481
5 -	1:59.398	+ 0.410	11:38:45.598				
32	Rodger CARD		B BMW E30 M3 2800cc				
1 -	2:06.117	+ 6.273	11:30:47.499	6 -	2:01.023	+ 1.179	11:40:52.319
2 -	2:01.308	+ 1.464	11:32:48.807	7 -	1:59.873	+ 0.029	11:42:52.192
3 -	2:00.352	+ 0.508	11:34:49.159	8 -	1:59.844		11:44:52.036
4 -	2:01.134	+ 1.290	11:36:50.293	9 -	2:00.394	+ 0.550	11:46:52.430
5 -	2:01.003	+ 1.159	11:38:51.296				
33	Mark CAPEWELL		B BMW M3 2300cc				
1 -	2:06.751	+ 5.450	11:31:07.152	6 -	2:18.824	+ 17.523	11:41:32.128
2 -	2:01.579	+ 0.278	11:33:08.731	7 -	2:05.643	+ 4.342	11:43:37.771
3 -	2:01.931	+ 0.630	11:35:10.662	8 -	2:02.064	+ 0.763	11:45:39.835
4 -	2:01.301		11:37:11.963	9 -	2:06.732	+ 5.431	11:47:46.567
5 -	2:01.341	+ 0.040	11:39:13.304				
42	Thomas KNIGHT		A BMW E36 M3 3000cc				
1 -	1:52.949	+ 0.512	11:29:54.934	6 -	1:52.870	+ 0.433	11:39:33.928
2 -	1:52.437		11:31:47.371	7 -	1:52.567	+ 0.130	11:41:26.495
3 -	1:53.906	+ 1.469	11:33:41.277	8 -	2:02.461	+ 10.024	11:43:28.956
4 -	1:52.492	+ 0.055	11:35:33.769	9 -	1:53.650	+ 1.213	11:45:22.606
5 -	2:07.289	+ 14.852	11:37:41.058	10 -	1:52.710	+ 0.273	11:47:15.316

Cars 56 and 73 please fit working transponders for race

Weather / Track : Cloudy / Dry

KUMHO BMW Championship

QUALIFYING - RACE 7 - LAP ANALYSIS

45	Des THRESH		B BMW E30 M3 2500cc				
1 -	2:02.984	+ 4.087	11:30:15.844	6 -	1:58.897	11:40:14.017	
2 -	1:59.632	+ 0.735	11:32:15.476	7 -	2:00.601	+ 1.704	11:42:14.618
3 -	1:59.916	+ 1.019	11:34:15.392	8 -	1:58.925	+ 0.028	11:44:13.543
4 -	2:00.516	+ 1.619	11:36:15.908	9 -	1:59.441	+ 0.544	11:46:12.984
5 -	1:59.212	+ 0.315	11:38:15.120				
56	Steven KANE		A BMW E36 M3 3200cc				
1 -	1:50.628		11:31:59.814	5 -	1:51.200	+ 0.572	11:39:38.782
2 -	1:57.077	+ 6.449	11:33:56.891	6 -	1:52.959	+ 2.331	11:41:31.741
3 -	1:51.986	+ 1.358	11:35:48.877	7 -	1:51.706	+ 1.078	11:43:23.447
4 -	1:58.705	+ 8.077	11:37:47.582				
71	Sean FOLEY		D BMW 318 is 1800cc				
1 -	2:13.276	+ 3.476	11:31:29.171	5 -	2:12.514	+ 2.714	11:40:17.278
2 -	2:13.033	+ 3.233	11:33:42.204	6 -	2:10.121	+ 0.321	11:42:27.399
3 -	2:11.351	+ 1.551	11:35:53.555	7 -	2:09.800		11:44:37.199
4 -	2:11.209	+ 1.409	11:38:04.764	8 -	2:10.518	+ 0.718	11:46:47.717
73	John JONES		D BMW 318is 1900cc				
1 -	2:20.433	+ 2.162	11:31:38.359	5 -	2:18.544	+ 0.273	11:41:00.018
2 -	2:21.911	+ 3.640	11:34:00.270	6 -	2:18.271		11:43:18.289
3 -	2:20.899	+ 2.628	11:36:21.169	7 -	2:21.547	+ 3.276	11:45:39.836
4 -	2:20.305	+ 2.034	11:38:41.474	8 -	2:18.957	+ 0.686	11:47:58.793
74	Ralph KIRK		D BMW 318 1800-1900cc				
1 -	2:20.280	+ 6.716	11:31:38.785	5 -	2:16.648	+ 3.084	11:40:54.333
2 -	2:21.817	+ 8.253	11:34:00.602	6 -	2:16.701	+ 3.137	11:43:11.034
3 -	2:20.847	+ 7.283	11:36:21.449	7 -	2:13.564		11:45:24.598
4 -	2:16.236	+ 2.672	11:38:37.685	8 -	2:17.301	+ 3.737	11:47:41.899
75	Timothy SWEET		D BMW E36 318 is Coupe 1896cc				
1 -	2:07.065	+ 2.603	11:31:08.522	6 -	2:06.067	+ 1.605	11:41:44.210
2 -	2:05.612	+ 1.150	11:33:14.134	7 -	2:04.481	+ 0.019	11:43:48.691
3 -	2:08.138	+ 3.676	11:35:22.272	8 -	2:06.513	+ 2.051	11:45:55.204
4 -	2:04.845	+ 0.383	11:37:27.117	9 -	2:04.462		11:47:59.666
5 -	2:11.026	+ 6.564	11:39:38.143				
76	Philip ARCHBOLD		D BMW 318is 1800cc				
1 -	2:15.379	+ 5.413	11:30:52.144	5 -	2:11.694	+ 1.728	11:39:36.463
2 -	2:10.848	+ 0.882	11:33:02.992	6 -	2:11.853	+ 1.887	11:41:48.316
3 -	2:10.672	+ 0.706	11:35:13.664	7 -	2:09.966		11:43:58.282
4 -	2:11.105	+ 1.139	11:37:24.769	8 -	2:09.973	+ 0.007	11:46:08.255
77	John BRABBIN		D BMW 318 1796cc				
1 -	2:14.683	+ 3.652	11:31:42.407	5 -	2:16.669	+ 5.638	11:40:57.694
2 -	2:18.560	+ 7.529	11:34:00.967	6 -	2:12.591	+ 1.560	11:43:10.285
3 -	2:20.951	+ 9.920	11:36:21.918	7 -	2:12.957	+ 1.926	11:45:23.242
4 -	2:19.107	+ 8.076	11:38:41.025	8 -	2:11.031		11:47:34.273
80	Jason HOLYHEAD		D BMW E36 318is 1796cc				
1 -	2:14.288	+ 5.572	11:31:42.651	4 -	2:09.261	+ 0.545	11:38:17.777
2 -	2:14.404	+ 5.688	11:33:57.055	5 -	2:08.716		11:40:26.493
3 -	2:11.461	+ 2.745	11:36:08.516	6 -	2:26.054 P	+ 17.338	11:42:52.547
90	Simon HUDSON		I BMW E30 2500cc				
1 -	2:05.955	+ 3.424	11:31:13.276	5 -	2:31.045	+ 28.514	11:39:53.376
2 -	2:03.510	+ 0.979	11:33:16.786	6 -	2:23.496	+ 20.965	11:42:16.872
3 -	2:02.531		11:35:19.317	7 -	2:03.880	+ 1.349	11:44:20.752
4 -	2:03.014	+ 0.483	11:37:22.331				

Cars 56 and 73 please fit working transponders for race

Weather / Track : Cloudy / Dry

KUMHO BMW Championship
QUALIFYING - RACE 7 - LAP ANALYSIS

99	Clint BARDWELL		I	BMW Z3 3200cc			
1 -	1:58.563	+ 2.417	11:30:30.929	6 -	2:00.013	+ 3.867	11:40:49.691
2 -	1:58.615	+ 2.469	11:32:29.544	7 -	1:56.433	+ 0.287	11:42:46.124
3 -	2:27.560	+ 31.414	11:34:57.104	8 -	1:57.052	+ 0.906	11:44:43.176
4 -	1:56.428	+ 0.282	11:36:53.532	9 -	1:56.794	+ 0.648	11:46:39.970
5 -	1:56.146		11:38:49.678				

Cars 56 and 73 please fit working transponders for race

Weather / Track : Cloudy / Dry

KUMHO BMW Championship

RACE 7 - GRID

ROW 16		7 Giovanni DI GENNARO	
ROW 15	2:13.564	74 Ralph KIRK	2:18.271 73 John JONES
ROW 14		2:09.966 76 Philip ARCHBOLD	Please fit transponder for race 2:11.031 77 John BRABBIN
ROW 13	2:08.716	80 Jason HOLYHEAD	2:09.800 71 Sean FOLEY
ROW 12		2:04.462 75 Timothy SWEET	2:06.070 28 Adrian GILBERT
ROW 11	2:01.301	33 Mark CAPEWELL	2:02.531 90 Simon HUDSON
ROW 10		1:59.844 32 Rodger CARD	2:01.217 27 Evelyne BUANIC
ROW 9	1:58.988	31 James CARD	1:59.239 30 Richard MARSH
ROW 8		1:58.779 4 Colin WHITMORE	1:58.897 45 Des THRESH
ROW 7	1:57.732	29 Paul MOLONEY	1:58.524 14 Dave BALL
ROW 6		1:56.146 99 Clint BARDWELL	1:56.888 16 Gary FRYER
ROW 5	1:54.683	8 James WEBB	1:56.020 12 Stephen PEARSON
ROW 4		1:54.619 19 Tom WEBB	1:54.646 13 Thomas HOULBROOK
ROW 3	1:52.908	5 Ian HILL	1:53.074 15 Piers ROSS
ROW 2		1:52.406 23 David KEMPTON	1:52.437 42 Thomas KNIGHT
ROW 1	1:50.628	56 Steven KANE	1:52.406 2 Garrie WHITTAKER
		Please fit working transponder for race	
		Pole	

Oulton Park International
Circuit Length = 2.6920 miles

These results are provisional until the conclusion of any judicial and technical matters.

Clerk of Course :		Timekeeper :
-------------------	--	--------------

KUMHO BMW Championship

RACE 2 RESTART - CLASSIFICATION

POS	NO	CL	NAME	ENTRY	LAPS	TIME	GAP	DIFF	MPH	BEST	ON
1	56	A	Steven KANE	BMW E36 M3 3200cc	4	7:34.116			85.36	1:52.274	2
2	42	A	Thomas KNIGHT	BMW E36 M3 3000cc	4	7:38.754	4.638	4.638	84.50	1:53.013	2
3	5	A	Ian HILL	BMW E36 3200cc	4	7:39.468	5.352	0.714	84.36	1:53.372	3
4	19	A	Tom WEBB	BMW E36 3200cc	4	7:50.576	16.460	11.108	82.37	1:55.053	3
5	8	A	James WEBB	BMW E36 3000cc	4	7:58.914	24.798	8.338	80.94	1:54.826	3
6	99	I	Clint BARDWELL	BMW Z3 3200cc	4	8:00.099	25.983	1.185	80.74	1:56.794	4
7	4	A	Colin WHITMORE	BMW M3 3200cc	4	8:02.118	28.002	2.019	80.40	1:57.935	4
8	14	A	Dave BALL	BMW E36 cc	4	8:03.108	28.992	0.990	80.24	1:58.415	2
9	16	A	Gary FRYER	BMW M3 Evo 3200cc	4	8:03.513	29.397	0.405	80.17	1:58.211	2
10	12	A	Stephen PEARSON	BMW M3 3200cc	4	8:07.337	33.221	3.824	79.54	1:57.281	4
11	33	B	Mark CAPEWELL	BMW M3 2300cc	4	8:15.672	41.556	8.335	78.20	1:59.584	4
12	30	I	Richard MARSH	BMW E36 M3 2990cc	4	8:15.953	41.837	0.281	78.16	1:59.501	4
13	45	B	Des THRESH	BMW E30 M3 2500cc	4	8:17.623	43.507	1.670	77.90	2:00.688	4
14	31	B	James CARD	BMW E30 M3 2500cc	4	8:18.536	44.420	0.913	77.75	2:01.086	4
15	32	B	Rodger CARD	BMW E30 M3 2800cc	4	8:19.616	45.500	1.080	77.58	2:01.298	4
16	27	B	Evelyne BUANIC	BMW M3 E30 2500cc	4	8:27.991	53.875	8.375	76.31	2:03.000	3
17	90	I	Simon HUDSON	BMW E30 2500cc	4	8:33.817	59.701	5.826	75.44	2:05.881	2
18	28	B	Adrian GILBERT	BMW M3 E36 2990cc	4	8:34.005	59.889	0.188	75.41	2:04.818	3
19	75	D	Timothy SWEET	BMW E36 318 is Coupe 1896cc	4	8:45.930	1:11.814	11.925	73.70	2:06.300	2
20	80	D	Jason HOLYHEAD	BMW E36 318is 1796cc	4	8:56.096	1:21.980	10.166	72.31	2:08.454	3
21	71	D	Sean FOLEY	BMW 318 is 1800cc	4	8:56.160	1:22.044	0.064	72.30	2:09.889	3
22	76	D	Philip ARCHBOLD	BMW 318is 1800cc	4	9:13.353	1:39.237	17.193	70.05	2:11.715	4
23	73	D	John JONES	BMW 318is 1900cc	4	9:17.468	1:43.352	4.115	69.53	2:16.286	4
24	74	D	Ralph KIRK	BMW 318 1800-1900cc	4	9:44.425	2:10.309	26.957	66.33	2:19.327	2

NOT CLASSIFIED

DNF 2	A	Garrie WHITTAKER	BMW E30 M3 2500cc	0
DNF 13	A	Thomas HOULBROOK	BMW E36 M3 3.2 3200cc	0
DNF 15	A	Piers ROSS	BMW E36 M3 EVO 3200cc	0
DNF 23	A	David KEMPTON	BMW M3 E36 3000cc	0
DNF 77	D	John BRABBIN	BMW 318 1796cc	0

FASTEST LAP

56	A	Steven KANE	BMW E36 M3 3200cc	2	1:52.274	86.31 mph	138.91 kph
99	I	Clint BARDWELL	BMW Z3 3200cc	4	1:56.794	82.97 mph	133.53 kph
33	B	Mark CAPEWELL	BMW M3 2300cc	4	1:59.584	81.04 mph	130.42 kph
75	D	Timothy SWEET	BMW E36 318 is Coupe 1896cc	2	2:06.300	76.73 mph	123.48 kph

Weather / Track : Cloudy / Dry

These results are provisional until the conclusion of any judicial and technical matters.

Oulton Park International
Circuit Length = 2.6920 miles
Start: 14:09 End: 14:19

Clerk of Course :

Timekeeper :

KUMHO BMW Championship
RACE 2 RESTART - LAP CHART

Lap 1			Lap 2			Lap 3			Lap 4		
No	Behind	Laptime	No	Behind	Laptime	No	Behind	Laptime	No	Behind	Laptime
56		1:57.141	56		1:52.274	56		1:52.317	56		1:52.384
5	0.986	1:58.127	5	2.264	1:53.552	5	3.319	1:53.372	42	4.638	1:53.097
42	2.045	1:59.186	42	2.784	1:53.013	42	3.925	1:53.458	5	5.352	1:54.417
12	5.397	2:02.538	19	10.377	1:56.843	19	13.113	1:55.053	19	16.460	1:55.731
19	5.808	2:02.949	8	11.247	1:56.882	8	13.756	1:54.826	8	24.798	2:03.426
8	6.639	2:03.780	14	14.907	1:58.415	99	21.573	1:58.781	99	25.983	1:56.794
14	8.766	2:05.907	99	15.109	1:58.439	14	22.351	1:59.761	4	28.002	1:57.935
99	8.944	2:06.085	4	16.071	1:58.657	4	22.451	1:58.697	14	28.992	1:59.025
4	9.688	2:06.829	16	16.652	1:58.211	16	23.095	1:58.760	16	29.397	1:58.686
16	10.715	2:07.856	45	22.793	2:02.150	12	28.324	1:57.504	12	33.221	1:57.281
45	12.917	2:10.058	12	23.137	2:10.014	33	34.356	2:03.422	33	41.556	1:59.584
33	13.862	2:11.003	33	23.251	2:01.663	30	34.720	2:03.374	30	41.837	1:59.501
31	14.639	2:11.780	30	23.663	2:01.230	45	35.203	2:04.727	45	43.507	2:00.688
30	14.707	2:11.848	31	24.071	2:01.706	31	35.718	2:03.964	31	44.420	2:01.086
32	15.352	2:12.493	32	24.616	2:01.538	32	36.586	2:04.287	32	45.500	2:01.298
90	17.751	2:14.892	90	31.358	2:05.881	27	42.755	2:03.000	27	53.875	2:03.504
27	19.474	2:16.615	27	32.072	2:04.872	90	45.301	2:06.260	90	59.701	2:06.784
28	20.358	2:17.499	28	33.629	2:05.545	28	46.130	2:04.818	28	59.889	2:06.143
75	21.808	2:18.949	75	35.834	2:06.300	75	53.887	2:10.370	75	1:11.814	2:10.311
71	24.615	2:21.756	71	43.629	2:11.288	71	1:01.201	2:09.889	80	1:21.980	2:12.867
80	25.107	2:22.248	80	45.360	2:12.527	80	1:01.497	2:08.454	71	1:22.044	2:13.227
74	29.075	2:26.216	73	55.431	2:17.584	73	1:19.450	2:16.336	76	1:39.237	2:11.715
73	30.121	2:27.262	76	55.840	2:17.614	76	1:19.906	2:16.383	73	1:43.352	2:16.286
76	30.500	2:27.641	74	56.128	2:19.327	74	1:23.588	2:19.777	74	2:10.309	2:39.105

KUMHO BMW Championship

RACE 7 - CLASSIFICATION

POS	NO	CL	NAME	ENTRY	LAPS	TIME	GAP	DIFF	MPH	BEST	ON
1	56	A	Steven KANE	BMW E36 M3 3200cc	10	18:55.778			85.32	1:51.634	3
2	42	A	Thomas KNIGHT	BMW E36 M3 3000cc	10	19:01.376	5.598	5.598	84.90	1:52.818	2
3	5	A	Ian HILL	BMW E36 3200cc	10	19:08.891	13.113	7.515	84.35	1:53.143	2
4	8	A	James WEBB	BMW E36 3000cc	10	19:21.002	25.224	12.111	83.47	1:54.121	2
5	19	A	Tom WEBB	BMW E36 3200cc	10	19:21.715	25.937	0.713	83.42	1:53.497	3
6	13	A	Thomas HOULBROOK	BMW E36 M3 3.2 3200cc	10	19:22.334	26.556	0.619	83.37	1:53.899	3
7	12	A	Stephen PEARSON	BMW M3 3200cc	10	19:44.223	48.445	21.889	81.83	1:56.063	9
8	99	I	Clint BARDWELL	BMW Z3 3200cc	10	19:45.761	49.983	1.538	81.73	1:56.577	5
9	4	A	Colin WHITMORE	BMW M3 3200cc	10	19:59.264	1:03.486	13.503	80.81	1:57.838	9
10	14	A	Dave BALL	BMW E36 cc	10	20:00.026	1:04.248	0.762	80.75	1:57.351	8
11	30	I	Richard MARSH	BMW E36 M3 2990cc	10	20:20.980	1:25.202	20.954	79.37	2:00.516	7
12	31	B	James CARD	BMW E30 M3 2500cc	10	20:23.610	1:27.832	2.630	79.20	2:00.342	10
13	32	B	Rodger CARD	BMW E30 M3 2800cc	10	20:28.707	1:32.929	5.097	78.87	1:59.989	6
14	27	B	Evelyne BUANIC	BMW M3 E30 2500cc	10	20:29.359	1:33.581	0.652	78.83	1:59.595	6
15	45	B	Des THRESH	BMW E30 M3 2500cc	10	20:37.619	1:41.841	8.260	78.30	2:00.529	5
16	33	B	Mark CAPEWELL	BMW M3 2300cc	10	20:59.185	2:03.407	21.566	76.96	2:01.852	5
17	28	B	Adrian GILBERT	BMW M3 E36 2990cc	9	19:00.601	1 lap	1 lap	76.46	2:02.985	9
18	90	I	Simon HUDSON	BMW E30 2500cc	9	19:02.352	1 lap	1.751	76.35	2:04.946	9
19	75	D	Timothy SWEET	BMW E36 318 is Coupe 1896cc	9	19:07.975	1 lap	5.623	75.97	2:04.945	7
20	80	D	Jason HOLYHEAD	BMW E36 318is 1796cc	9	19:40.648	1 lap	32.673	73.87	2:08.572	4
21	76	D	Philip ARCHBOLD	BMW 318is 1800cc	9	19:43.498	1 lap	2.850	73.69	2:08.865	7
22	71	D	Sean FOLEY	BMW 318 is 1800cc	9	20:05.674	1 lap	22.176	72.34	2:09.149	4
23	73	D	John JONES	BMW 318is 1900cc	9	21:00.745	1 lap	55.071	69.18	2:16.044	9
24	74	D	Ralph KIRK	BMW 318 1800-1900cc	9	21:01.074	1 lap	0.329	69.16	2:15.729	8

NOT CLASSIFIED

DNF	16	A	Gary FRYER	BMW M3 Evo 3200cc	8	16:22.661	2 laps	1 lap	78.89	1:57.611	4
DNF	77	D	John BRABBIN	BMW 318 1796cc	2	4:44.702	8 laps	6 laps	68.08	2:15.038	2

FASTEST LAP

56	A	Steven KANE	BMW E36 M3 3200cc	3	1:51.634	86.81 mph	139.71 kph
99	I	Clint BARDWELL	BMW Z3 3200cc	5	1:56.577	83.13 mph	133.78 kph
27	B	Evelyne BUANIC	BMW M3 E30 2500cc	6	1:59.595	81.03 mph	130.41 kph
75	D	Timothy SWEET	BMW E36 318 is Coupe 1896cc	7	2:04.945	77.56 mph	124.82 kph

Weather / Track : Cloudy / Dry

These results are provisional until the conclusion of any judicial and technical matters.

Oulton Park International
Circuit Length = 2.6920 miles
Start: 17:10 End: 17:32

Clerk of Course :

Timekeeper :

KUMHO BMW Championship

RACE 7 - LAP CHART

Lap 1			Lap 2			Lap 3			Lap 4			Lap 5		
No	Behind	Laptime	No	Behind	Laptime	No	Behind	Laptime	No	Behind	Laptime	No	Behind	Laptime
56		1:58.164	56		1:52.194	56		1:51.634	56		1:52.056	56		1:53.572
42	1.262	1:59.426	42	1.886	1:52.818	42	3.421	1:53.169	42	4.457	1:53.092	42	4.871	1:53.986
5	2.443	2:00.607	5	3.392	1:53.143	5	6.085	1:54.327	5	8.124	1:54.095	73	1 LAP	2:19.746
8	3.771	2:01.935	8	5.698	1:54.121	8	8.357	1:54.293	13	11.496	1:54.387	74	1 LAP	2:19.396
13	4.556	2:02.720	13	6.900	1:54.538	13	9.165	1:53.899	8	12.057	1:55.756	5	8.301	1:53.749
19	4.730	2:02.894	19	7.574	1:55.038	19	9.437	1:53.497	19	12.804	1:55.423	13	12.898	1:54.974
12	7.991	2:06.155	12	13.448	1:57.651	12	19.230	1:57.416	12	25.441	1:58.267	19	13.194	1:53.962
14	9.712	2:07.876	14	17.652	2:00.134	99	25.050	1:58.752	99	29.883	1:56.889	8	15.022	1:56.537
99	9.959	2:08.123	99	17.932	2:00.167	16	26.289	1:59.707	16	31.844	1:57.611	12	30.227	1:58.358
16	10.385	2:08.549	16	18.216	2:00.025	14	26.642	2:00.624	14	32.247	1:57.661	99	32.888	1:56.577
4	12.936	2:11.100	4	20.094	1:59.352	4	27.355	1:58.895	4	33.621	1:58.322	16	36.352	1:58.080
30	14.711	2:12.875	30	23.386	2:00.869	30	32.343	2:00.591	30	40.973	2:00.686	14	36.858	1:58.183
45	15.626	2:13.790	45	25.122	2:01.690	45	34.216	2:00.728	45	43.380	2:01.220	4	38.028	1:57.979
31	16.093	2:14.257	31	25.511	2:01.612	31	34.590	2:00.713	31	44.125	2:01.591	30	48.530	2:01.129
32	17.132	2:15.296	32	27.012	2:02.074	32	36.243	2:00.865	32	45.277	2:01.090	45	50.337	2:00.529
27	18.320	2:16.484	27	27.267	2:01.141	27	36.909	2:01.276	27	45.848	2:00.995	31	51.083	2:00.530
90	19.916	2:18.080	33	33.386	2:05.445	33	46.200	2:04.448	33	56.121	2:01.977	32	52.316	2:00.611
33	20.135	2:18.299	90	33.880	2:06.158	90	47.961	2:05.715	90	1:01.869	2:05.964	27	53.347	2:01.071
75	22.091	2:20.255	75	36.580	2:06.683	75	51.172	2:06.226	28	1:04.103	2:04.798	33	1:04.401	2:01.852
28	22.479	2:20.643	28	37.406	2:07.121	28	51.361	2:05.589	75	1:06.231	2:07.115	90	1:14.187	2:05.890
80	25.317	2:23.481	80	43.262	2:10.139	80	1:00.980	2:09.352	80	1:17.496	2:08.572	28	1:14.918	2:04.387
71	26.187	2:24.351	71	44.304	2:10.311	71	1:01.924	2:09.254	71	1:19.017	2:09.149	75	1:17.965	2:05.306
76	27.502	2:25.666	76	45.891	2:10.583	76	1:03.343	2:09.086	76	1:20.602	2:09.315	80	1:33.891	2:09.967
77	31.500	2:29.664	77	54.344	2:15.038	73	1:31.071	2:19.482				76	1:36.976	2:09.946
73	35.925	2:34.089	73	1:03.223	2:19.492	74	1:31.823	2:19.961				71	1:49.586	2:24.141
74	36.327	2:34.491	74	1:03.496	2:19.363									

KUMHO BMW Championship

RACE 7 - LAP CHART

Lap 6			Lap 7			Lap 8			Lap 9			Lap 10		
No	Behind	Laptime	No	Behind	Laptime	No	Behind	Laptime	No	Behind	Laptime	No	Behind	Laptime
56		1:52.329	56		1:53.922	56		1:53.310	56		1:53.573	56		1:55.024
42	6.387	1:53.845	76	1 LAP	2:09.526	42	6.420	1:53.920	75	1 LAP	2:06.136	28	1 LAP	2:02.985
5	10.240	1:54.268	42	5.810	1:53.345	5	12.226	1:54.667	42	6.670	1:53.823	42	5.598	1:53.952
13	16.637	1:56.068	5	10.869	1:54.551	80	1 LAP	2:09.016	5	13.378	1:54.725	90	1 LAP	2:04.946
19	16.864	1:55.999	71	1 LAP	2:09.657	76	1 LAP	2:08.865	8	25.477	1:56.033	75	1 LAP	2:06.141
8	17.828	1:55.135	19	20.226	1:57.284	8	23.017	1:55.364	19	25.760	1:55.758	5	13.113	1:54.759
73	1 LAP	2:19.205	13	20.480	1:57.765	19	23.575	1:56.659	13	26.149	1:55.550	8	25.224	1:54.771
74	1 LAP	2:19.125	8	20.963	1:57.057	13	24.172	1:57.002	80	1 LAP	2:09.767	19	25.937	1:55.201
12	35.368	1:57.470	12	40.772	1:59.326	71	1 LAP	2:17.492	76	1 LAP	2:10.326	13	26.556	1:55.431
99	37.270	1:56.711	99	41.407	1:58.059	12	44.515	1:57.053	12	47.005	1:56.063	80	1 LAP	2:09.134
16	42.043	1:58.020	16	48.281	2:00.160	99	44.886	1:56.789	99	47.955	1:56.642	76	1 LAP	2:10.185
14	42.781	1:58.252	14	48.990	2:00.131	14	53.031	1:57.351	71	1 LAP	2:10.448	12	48.445	1:56.464
4	43.784	1:58.085	4	49.443	1:59.581	4	54.070	1:57.937	14	58.195	1:58.737	99	49.983	1:57.052
30	56.724	2:00.523	73	1 LAP	2:18.498	30	1:10.956	2:00.948	4	58.335	1:57.838	4	1:03.486	2:00.175
45	59.032	2:01.024	74	1 LAP	2:19.203	45	1:15.124	2:02.438	30	1:19.336	2:01.953	14	1:04.248	2:01.077
31	59.187	2:00.433	30	1:03.318	2:00.516	16	1:15.480	2:20.509	45	1:22.212	2:00.661	71	1 LAP	2:10.871
32	59.976	1:59.989	45	1:05.996	2:00.886	31	1:15.593	2:02.354	31	1:22.514	2:00.494	30	1:25.202	2:00.890
27	1:00.613	1:59.595	31	1:06.549	2:01.284	32	1:17.188	2:03.150	32	1:24.193	2:00.578	31	1:27.832	2:00.342
33	1:15.659	2:03.587	32	1:07.348	2:01.294	27	1:17.624	2:03.196	27	1:24.778	2:00.727	32	1:32.929	2:03.760
90	1:27.423	2:05.565	27	1:07.738	2:01.047	73	1 LAP	2:18.112	73	1 LAP	2:16.077	27	1:33.581	2:03.827
28	1:27.673	2:05.084	33	1:27.058	2:05.321	74	1 LAP	2:17.980	74	1 LAP	2:15.729	45	1:41.841	2:14.653
75	1:30.804	2:05.168	90	1:38.569	2:05.068	33	1:39.859	2:06.111	33	1:52.211	2:05.925	33	2:03.407	2:06.220
80	1:52.782	2:11.220	28	1:38.909	2:05.158	90	1:50.225	2:04.966				73	1 LAP	2:16.044
			75	1:41.827	2:04.945	28	1:50.435	2:04.836				74	1 LAP	2:15.826

KUMHO BMW Championship

RACE 7 - GRID

ROW 16	7	Giovanni DI GENNARO	
ROW 15	74	2:13.564 Ralph KIRK	2:18.271 73 John JONES
ROW 14		2:09.966 76 Philip ARCHBOLD	Please fit transponder for race 2:11.031 77 John BRABBIN
ROW 13	80	2:08.716 Jason HOLYHEAD	2:09.800 71 Sean FOLEY
ROW 12	75	2:04.462 Timothy SWEET	2:06.070 28 Adrian GILBERT
ROW 11	33	2:01.301 Mark CAPEWELL	2:02.531 90 Simon HUDSON
ROW 10	32	1:59.844 Rodger CARD	2:01.217 27 Evelyne BUANIC
ROW 9	31	1:58.988 James CARD	1:59.239 30 Richard MARSH
ROW 8	4	1:58.779 Colin WHITMORE	1:58.897 45 Des THRESH
ROW 7	29	1:57.732 Paul MOLONEY	1:58.524 14 Dave BALL
ROW 6	99	1:56.146 Clint BARDWELL	1:56.888 16 Gary FRYER
ROW 5	8	1:54.683 James WEBB	1:56.020 12 Stephen PEARSON
ROW 4	19	1:54.619 Tom WEBB	1:54.646 13 Thomas HOULBROOK
ROW 3	5	1:52.908 Ian HILL	1:53.074 15 Piers ROSS
ROW 2	23	1:52.406 David KEMPTON	1:52.437 42 Thomas KNIGHT
ROW 1	56	1:50.628 Steven KANE	1:52.406 2 Garrie WHITTAKER
		Please fit working transponder for race	
		Pole	

Oulton Park International
Circuit Length = 2.6920 miles

These results are provisional until the conclusion of any judicial and technical matters.

Clerk of Course :

Timekeeper :

Ginetta Club Series

QUALIFYING - RACE 3 - CLASSIFICATION

POS	NO	CL	NAME	ENTRY	TIME	ON	LAPS	GAP	DIFF	MPH
1	19		Dave JACKSON	Ginetta G20 1800cc	2:00.410	9	9			80.48
2	14		Paul MORGAN	Ginetta G20 1800cc	2:01.489	6	9	1.079	1.079	79.77
3	27		Nick HAMILTON	Ginetta G20 1800cc	2:03.074	9	9	2.664	1.585	78.74
4	22		Brian MURPHY	Ginetta G20 1800cc	2:03.372	7	9	2.962	0.298	78.55
5	21		Harvey BOOTH	Ginetta G20 1800cc	2:03.847	9	9	3.437	0.475	78.25
6	99		Paul TROWBRIDGE	Ginetta G20 1800cc	2:05.672	8	9	5.262	1.825	77.11
7	20		Mark SLATER	Ginetta G20 1800cc	2:08.214	9	9	7.804	2.542	75.58
8	26		Roger HAMILTON	Ginetta G20 1800cc	2:11.517	2	7	11.107	3.303	73.68
9	3		David MARSH	Ginetta G20 1.8 Zetec	2:15.180	4	8	14.770	3.663	71.69
10	70		Mick MORGAN	Ginetta G20 1800cc	2:19.608	6	7	19.198	4.428	69.41

Cars 22 and 26 please fit working transponder for race

Weather / Track : Cloudy / Dry

These results are provisional until the conclusion of any judicial and technical matters.

Oulton Park International
Circuit Length = 2.6920 miles
Start: 09:35 End: 09:57

Clerk of Course :

Timekeeper :

Ginetta Club Series

QUALIFYING - RACE 3 - LAP ANALYSIS

3	David MARSH		Ginetta G20 1.8 Zetec				
1 -	2:18.304	+ 3.124	9:40:41.045	5 -	2:14.276 D	+ -0.904	9:49:43.658
2 -	2:16.676	+ 1.496	9:42:57.721	6 -	2:15.539	+ 0.359	9:51:59.197
3 -	2:16.481	+ 1.301	9:45:14.202	7 -	2:16.112	+ 0.932	9:54:15.309
4 -	2:15.180		9:47:29.382	8 -	2:15.233	+ 0.053	9:56:30.542
14	Paul MORGAN		Ginetta G20 1800cc				
1 -	2:08.029	+ 6.540	9:40:16.849	6 -	2:01.489		9:50:36.085
2 -	2:02.867	+ 1.378	9:42:19.716	7 -	2:02.207	+ 0.718	9:52:38.292
3 -	2:02.265	+ 0.776	9:44:21.981	8 -	2:16.974	+ 15.485	9:54:55.266
4 -	2:02.114	+ 0.625	9:46:24.095	9 -	2:02.330	+ 0.841	9:56:57.596
5 -	2:10.501	+ 9.012	9:48:34.596				
19	Dave JACKSON		Ginetta G20 1800cc				
1 -	2:04.582	+ 4.172	9:39:57.590	6 -	2:00.758	+ 0.348	9:50:05.127
2 -	2:02.544	+ 2.134	9:42:00.134	7 -	2:01.839	+ 1.429	9:52:06.966
3 -	2:02.321	+ 1.911	9:44:02.455	8 -	2:01.697	+ 1.287	9:54:08.663
4 -	2:00.956	+ 0.546	9:46:03.411	9 -	2:00.410		9:56:09.073
5 -	2:00.958	+ 0.548	9:48:04.369				
20	Mark SLATER		Ginetta G20 1800cc				
1 -	2:12.689	+ 4.475	9:40:17.109	6 -	2:09.314	+ 1.100	9:51:08.852
2 -	2:10.397	+ 2.183	9:42:27.506	7 -	2:08.229	+ 0.015	9:53:17.081
3 -	2:10.155	+ 1.941	9:44:37.661	8 -	2:08.884	+ 0.670	9:55:25.965
4 -	2:11.852	+ 3.638	9:46:49.513	9 -	2:08.214		9:57:34.179
5 -	2:10.025	+ 1.811	9:48:59.538				
21	Harvey BOOTH		Ginetta G20 1800cc				
1 -	2:14.326	+ 10.479	9:40:16.772	6 -	2:04.354	+ 0.507	9:50:44.204
2 -	2:06.969	+ 3.122	9:42:23.741	7 -	2:26.952	+ 23.105	9:53:11.156
3 -	2:05.376	+ 1.529	9:44:29.117	8 -	2:05.210	+ 1.363	9:55:16.366
4 -	2:05.634	+ 1.787	9:46:34.751	9 -	2:03.847		9:57:20.213
5 -	2:05.099	+ 1.252	9:48:39.850				
22	Brian MURPHY		Ginetta G20 1800cc				
1 -	2:06.221	+ 2.849	9:40:08.858	6 -	2:04.594	+ 1.222	9:50:33.859
2 -	2:05.277	+ 1.905	9:42:14.135	7 -	2:03.372		9:52:37.231
3 -	2:04.871	+ 1.499	9:44:19.006	8 -	2:05.422	+ 2.050	9:54:42.653
4 -	2:03.747	+ 0.375	9:46:22.753	9 -	2:04.221	+ 0.849	9:56:46.874
5 -	2:06.512	+ 3.140	9:48:29.265				
26	Roger HAMILTON		Ginetta G20 1800cc				
1 -	2:12.430	+ 0.913	9:40:22.902	5 -	2:16.796	+ 5.279	9:49:18.469
2 -	2:11.517		9:42:34.419	6 -	2:33.414	+ 21.897	9:51:51.883
3 -	2:13.069	+ 1.552	9:44:47.488	7 -	3:04.966 P	+ 53.449	9:54:56.849
4 -	2:14.185	+ 2.668	9:47:01.673				
27	Nick HAMILTON		Ginetta G20 1800cc				
1 -	2:10.802	+ 7.728	9:40:19.448	6 -	2:07.110	+ 4.036	9:50:51.959
2 -	2:08.786	+ 5.712	9:42:28.234	7 -	2:10.048	+ 6.974	9:53:02.007
3 -	2:05.882	+ 2.808	9:44:34.116	8 -	2:04.479	+ 1.405	9:55:06.486
4 -	2:05.394	+ 2.320	9:46:39.510	9 -	2:03.074		9:57:09.560
5 -	2:05.339	+ 2.265	9:48:44.849				
70	Mick MORGAN		Ginetta G20 1800cc				
1 -	2:34.298	+ 14.690	9:41:06.709	5 -	2:23.419	+ 3.811	9:50:53.958
2 -	2:29.274	+ 9.666	9:43:35.983	6 -	2:19.608		9:53:13.566
3 -	2:28.660	+ 9.052	9:46:04.643	7 -	2:33.391	+ 13.783	9:55:46.957
4 -	2:25.896	+ 6.288	9:48:30.539				
99	Paul TROWBRIDGE		Ginetta G20 1800cc				
1 -	2:13.326	+ 7.654	9:40:17.498	6 -	2:05.909	+ 0.237	9:50:57.149
2 -	2:12.876	+ 7.204	9:42:30.374	7 -	2:07.369	+ 1.697	9:53:04.518

Cars 22 and 26 please fit working transponder for race

Weather / Track : Cloudy / Dry

Ginetta Club Series

QUALIFYING - RACE 3 - LAP ANALYSIS

3 -	2:07.610	+ 1.938	9:44:37.984	8 -	2:05.672		9:55:10.190
4 -	2:07.019	+ 1.347	9:46:45.003	9 -	2:06.085	+ 0.413	9:57:16.275
5 -	2:06.237	+ 0.565	9:48:51.240				


Cars 22 and 26 please fit working transponder for race

Weather / Track : Cloudy / Dry

www.tsl-timing.com

Oulton Park International
Circuit Length = 2.6920 miles
Start: 09:35 End: 09:57

Ginetta Club Series
RACE 3 - GRID

ROW 5	2:15.180 3 David MARSH	2:19.608 70 Mick MORGAN
ROW 4	2:08.214 20 Mark SLATER	2:11.517 26 Roger HAMILTON Please fit working transponder for race
ROW 3	2:03.847 21 Harvey BOOTH	2:05.672 99 Paul TROWBRIDGE
ROW 2	2:03.074 27 Nick HAMILTON	2:03.372 22 Brian MURPHY Please fit working transponder for race
ROW 1	2:00.410 19 Dave JACKSON	2:01.489 14 Paul MORGAN
Pole		
		

Oulton Park International
 Circuit Length = 2.6920 miles

These results are provisional until the conclusion of any judicial and technical matters.

Clerk of Course :	Timekeeper :
-------------------	--------------

Ginetta Club Series

RACE 3 - CLASSIFICATION

POS	NO	CL	NAME	ENTRY	LAPS	TIME	GAP	DIFF	MPH	BEST	ON
1	19		Dave JACKSON	Ginetta G20 1800cc	10	20:35.467			78.44	2:01.307	6
2	27		Nick HAMILTON	Ginetta G20 1800cc	10	20:58.506	23.039	23.039	77.00	2:01.429	5
3	21		Harvey BOOTH	Ginetta G20 1800cc	10	21:05.661	30.194	7.155	76.57	2:03.185	3
4	14		Paul MORGAN	Ginetta G20 1800cc	10	21:06.041	30.574	0.380	76.54	2:01.156	5
5	22		Brian MURPHY	Ginetta G20 1800cc	10	21:12.885	37.418	6.844	76.13	2:03.165	3
6	99		Paul TROWBRIDGE	Ginetta G20 1800cc	10	21:28.329	52.862	15.444	75.22	2:06.144	3
7	20		Mark SLATER	Ginetta G20 1800cc	10	22:03.068	1:27.601	34.739	73.24	2:07.989	2
8	3		David MARSH	Ginetta G20 1.8 Zetec	9	21:19.964	1 lap	1 lap	68.14	2:17.930	5
9	70		Mick MORGAN	Ginetta G20 1800cc	9	21:38.324	1 lap	18.360	67.18	2:17.469	6
NOT CLASSIFIED											
DNF	26		Roger HAMILTON	Ginetta G20 1800cc	4	9:06.927	6 laps	5 laps	70.87	2:06.404	2
FASTEST LAP											
	14		Paul MORGAN	Ginetta G20 1800cc	5	2:01.156			79.99 mph	128.73 kph	

Weather / Track : Cloudy / Dry

These results are provisional until the conclusion of any judicial and technical matters.

Oulton Park International
 Circuit Length = 2.6920 miles
 Start: 14:30 End: 14:52

Clerk of Course :

Timekeeper :


Ginetta Club Series
RACE 3 - LAP CHART

Lap 1			Lap 2			Lap 3			Lap 4			Lap 5		
No	Behind	Laptime	No	Behind	Laptime	No	Behind	Laptime	No	Behind	Laptime	No	Behind	Laptime
19		2:09.971	19		2:05.007	19		2:02.324	19		2:02.185	19		2:01.374
27	0.431	2:10.402	27	0.414	2:04.990	27	0.885	2:02.795	27	1.005	2:02.305	27	1.060	2:01.429
14	0.966	2:10.937	14	1.401	2:05.442	14	1.575	2:02.498	14	1.711	2:02.321	14	1.493	2:01.156
22	2.329	2:12.300	22	2.084	2:04.762	22	2.925	2:03.165	22	4.544	2:03.804	21	11.660	2:05.809
21	3.463	2:13.434	21	3.031	2:04.575	21	3.892	2:03.185	21	7.225	2:05.518	22	16.832	2:13.662
99	4.639	2:14.610	99	5.863	2:06.231	99	9.683	2:06.144	99	13.968	2:06.470	99	20.170	2:07.576
26	6.264	2:16.235	26	7.661	2:06.404	26	12.480	2:07.143	20	23.441	2:08.839	20	31.643	2:09.576
20	7.779	2:17.750	20	10.761	2:07.989	20	16.787	2:08.350	26	47.440	2:37.145 P	3	1:33.762	2:17.930
3	14.929	2:24.900	70	40.390	2:25.739	3	1:00.617	2:19.528	3	1:17.206	2:18.774	70	1:37.368	2:19.206
70	19.658	2:29.629	3	43.413	2:33.491	70	1:02.805	2:24.739	70	1:19.536	2:18.916			

Ginetta Club Series
RACE 3 - LAP CHART

Lap 6			Lap 7			Lap 8			Lap 9			Lap 10		
No	Behind	Laptime	No	Behind	Laptime	No	Behind	Laptime	No	Behind	Laptime	No	Behind	Laptime
19		2:01.307	19		2:01.491	19		2:02.155	19		2:02.703	19		2:06.950
27	1.677	2:01.924	27	2.999	2:02.813	27	5.493	2:04.649	27	10.374	2:07.584	27	23.039	2:19.615
14	2.187	2:02.001	14	17.276	2:16.580	3	1 LAP	2:21.828	21	26.517	2:08.574	21	30.194	2:10.627
21	15.071	2:04.718	21	18.788	2:05.208	70	1 LAP	2:20.186	3	1 LAP	2:21.332	14	30.574	2:09.562
22	21.711	2:06.186	22	25.326	2:05.106	14	17.756	2:02.635	14	27.962	2:12.909	22	37.418	2:12.121
99	25.973	2:07.110	99	31.481	2:06.999	21	20.646	2:04.013	70	1 LAP	2:21.241	3	1 LAP	2:23.798
20	38.718	2:08.382	20	57.728	2:20.501	22	28.586	2:05.415	22	32.247	2:06.364	99	52.862	2:17.584
3	1:50.838	2:18.383				99	35.606	2:06.280	99	42.228	2:09.325	70	1 LAP	2:41.199
70	1:53.530	2:17.469				20	1:05.646	2:10.073	20	1:12.906	2:09.963	20	1:27.601	2:21.645

Ginetta Club Series
RACE 8 - GRID

ROW 5	3 David MARSH	70 Mick MORGAN
ROW 4	20 Mark SLATER	26 Roger HAMILTON
ROW 3	27 Nick HAMILTON	99 Paul TROWBRIDGE
ROW 2	22 Brian MURPHY	21 Harvey BOOTH
ROW 1	19 Dave JACKSON	14 Paul MORGAN
Pole		
		

Oulton Park International
Circuit Length = 2.6920 miles

These results are provisional until the conclusion of any judicial and technical matters.

Clerk of Course :

Timekeeper :

Ginetta Club Series
RACE 8 - CLASSIFICATION

POS	NO	CL	NAME	ENTRY	LAPS	TIME	GAP	DIFF	MPH	BEST	ON
1	19		Dave JACKSON	Ginetta G20 1800cc	10	20:27.705			78.93	2:01.157	5
2	14		Paul MORGAN	Ginetta G20 1800cc	10	20:48.983	21.278	21.278	77.59	2:01.120	5
3	21		Harvey BOOTH	Ginetta G20 1800cc	10	20:49.928	22.223	0.945	77.53	2:03.610	3
4	26		Roger HAMILTON	Ginetta G20 1800cc	10	21:06.573	38.868	16.645	76.51	2:01.994	9
5	22		Brian MURPHY	Ginetta G20 1800cc	10	21:07.581	39.876	1.008	76.45	2:04.702	6
6	27		Nick HAMILTON	Ginetta G20 1800cc	10	21:08.283	40.578	0.702	76.41	2:00.720	5
7	99		Paul TROWBRIDGE	Ginetta G20 1800cc	10	21:31.090	1:03.385	22.807	75.06	2:07.165	6
8	20		Mark SLATER	Ginetta G20 1800cc	10	21:38.142	1:10.437	7.052	74.65	2:07.887	10
9	3		David MARSH	Ginetta G20 1.8 Zetec	9	21:04.854	1 lap	1 lap	68.95	2:16.975	6
10	70		Mick MORGAN	Ginetta G20 1800cc	9	21:58.971	1 lap	54.117	66.12	2:19.982	9
FASTEST LAP											
	27		Nick HAMILTON	Ginetta G20 1800cc	5	2:00.720		80.27 mph		129.19 kph	

Weather / Track : Cloudy / Dry

These results are provisional until the conclusion of any judicial and technical matters.

Oulton Park International
 Circuit Length = 2.6920 miles
 Start: 17:42 End: 18:04

Clerk of Course :		Timekeeper :
-------------------	--	--------------

Ginetta Club Series
RACE 8 - LAP CHART

Lap 1			Lap 2			Lap 3			Lap 4			Lap 5		
No	Behind	Laptime	No	Behind	Laptime	No	Behind	Laptime	No	Behind	Laptime	No	Behind	Laptime
19		2:08.996	19		2:02.746	19		2:01.729	19		2:01.918	19		2:01.157
14	1.491	2:10.487	14	1.800	2:03.055	14	1.730	2:01.659	14	1.046	2:01.234	14	1.009	2:01.120
21	2.134	2:11.130	27	2.747	2:02.628	27	2.655	2:01.637	27	1.846	2:01.109	27	1.409	2:00.720
27	2.865	2:11.861	21	3.766	2:04.378	21	5.647	2:03.610	21	7.493	2:03.764	21	11.022	2:04.686
22	3.912	2:12.908	26	6.302	2:04.334	26	7.682	2:03.109	26	7.805	2:02.041	26	20.743	2:14.095
26	4.714	2:13.710	22	7.209	2:06.043	22	12.270	2:06.790	22	16.541	2:06.189	22	21.118	2:05.734
99	7.668	2:16.664	99	12.705	2:07.783	99	19.290	2:08.314	99	26.593	2:09.221	99	33.489	2:08.053
20	9.217	2:18.213	20	15.310	2:08.839	20	22.024	2:08.443	20	29.977	2:09.871	20	38.316	2:09.496
3	22.931	2:31.927	3	42.111	2:21.926	3	1:00.521	2:20.139	3	1:19.005	2:20.402	3	1:36.215	2:18.367
70	26.305	2:35.301	70	49.674	2:26.115	70	1:17.293	2:29.348	70	1:41.552	2:26.177			

Ginetta Club Series
RACE 8 - LAP CHART

Lap 6			Lap 7			Lap 8			Lap 9			Lap 10		
No	Behind	Laptime	No	Behind	Laptime	No	Behind	Laptime	No	Behind	Laptime	No	Behind	Laptime
19		2:01.587	19		2:01.260	19		2:01.889	19		2:02.923	19		2:03.500
14	1.003	2:01.581	14	1.314	2:01.571	3	1 LAP	2:18.041	14	10.357	2:03.899	14	21.278	2:14.421
27	1.788	2:01.966	27	10.533	2:10.005	14	9.381	2:09.956	27	10.593	2:01.770	21	22.223	2:03.764
70	1 LAP	2:26.694	21	17.610	2:04.936	27	11.746	2:03.102	21	21.959	2:04.469	3	1 LAP	2:17.611
21	13.934	2:04.499	26	24.222	2:02.573	21	20.413	2:04.692	3	1 LAP	2:19.466	26	38.868	2:17.548
26	22.909	2:03.753	22	28.461	2:05.488	26	25.749	2:03.416	26	24.820	2:01.994	22	39.876	2:07.908
22	24.233	2:04.702	70	1 LAP	2:26.573	22	32.433	2:05.861	22	35.468	2:05.958	27	40.578	2:33.485
99	39.067	2:07.165	99	45.746	2:07.939	99	52.932	2:09.075	99	58.182	2:08.173	99	1:03.385	2:08.703
20	44.816	2:08.087	20	54.022	2:10.466	70	1 LAP	2:25.546	20	1:06.050	2:08.507	20	1:10.437	2:07.887
3	1:51.603	2:16.975				20	1:00.466	2:08.333	70	1 LAP	2:23.235	70	1 LAP	2:19.982

AMOC Super GT Series/Pirelli Ferrari Challenge
QUALIFYING - RACE 4 - CLASSIFICATION

POS	NO	CL	NAME	ENTRY	TIME	ON	LAPS	GAP	DIFF	MPH
1	30	2	Tim HOOD	TVR Salaris	1:43.440	4	4			93.69
2	54	1	David ELLIS	GT700R 6000cc	1:48.441	4	5	5.001	5.001	89.36
3	13	PFO	Marco PULLEN	Ferrari 388GTO	1:48.710	4	6	5.270	0.269	89.14
4	45	2	Doug ELLWOOD	Marcos Mantis 5998cc	1:51.950	10	10	8.510	3.240	86.56
5	6	PFO	David TOMLIN	Ferrari F355 Challenge 3496cc	1:54.285	8	8	10.845	2.335	84.79
6	12	2	Fred TONGE	TVR Sagaris 4500cc	1:54.714	2	5	11.274	0.429	84.48
7	5	PFO	Nigel JENKINS	Ferrari F355 Challenge 3500cc	1:54.739	8	9	11.299	0.025	84.46
8	2	2	Alan COSBY	Ferrari F512M 4942cc	1:55.365	6	8	11.925	0.626	84.00
9	19	PFO	David HATHAWAY	Ferrari F355 Challenge 3498cc	2:02.297	9	9	18.857	6.932	79.24
10	22	3	Jonathon MOORHOUSE	Porsche 911 3000cc	2:15.157	1	6	31.717	12.860	71.70

Weather / Track : Cloudy / Dry

These results are provisional until the conclusion of any judicial and technical matters.

Oulton Park International
 Circuit Length = 2.6920 miles
 Start: 10:04 End: 10:26

Clerk of Course :		Timekeeper :
-------------------	--	--------------


AMOC Super GT Series/Pirelli Ferrari Challenge

QUALIFYING - RACE 4 - LAP ANALYSIS

2	Alan COSBY		2 Ferrari F512M 4942cc				
1 -	2:02.023	+ 6.658	10:08:39.512	5 -	1:58.020	+ 2.655	10:16:40.427
2 -	2:00.861	+ 5.496	10:10:40.373	6 -	1:55.365		10:18:35.792
3 -	2:02.624	+ 7.259	10:12:42.997	7 -	1:57.430	+ 2.065	10:20:33.222
4 -	1:59.410	+ 4.045	10:14:42.407	8 -	2:21.334 P	+ 25.969	10:22:54.556
5	Nigel JENKINS		PFO Ferrari F355 Challenge 3500cc				
1 -	1:56.821	+ 2.082	10:08:22.220	6 -	2:15.300	+ 20.561	10:18:22.190
2 -	1:56.393	+ 1.654	10:10:18.613	7 -	1:56.497	+ 1.758	10:20:18.687
3 -	1:56.458	+ 1.719	10:12:15.071	8 -	1:54.739		10:22:13.426
4 -	1:55.732	+ 0.993	10:14:10.803	9 -	1:55.058	+ 0.319	10:24:08.484
5 -	1:56.087	+ 1.348	10:16:06.890				
6	David TOMLIN		PFO Ferrari F355 Challenge 3496cc				
1 -	2:01.663	+ 7.378	10:08:36.517	5 -	1:55.769	+ 1.484	10:16:29.083
2 -	1:58.373	+ 4.088	10:10:34.890	6 -	1:57.165	+ 2.880	10:18:26.248
3 -	2:02.304	+ 8.019	10:12:37.194	7 -	1:54.820	+ 0.535	10:20:21.068
4 -	1:56.120	+ 1.835	10:14:33.314	8 -	1:54.285		10:22:15.353
12	Fred TONGE		2 TVR Sagaris 4500cc				
1 -	2:00.030	+ 5.316	10:08:35.223	4 -	2:24.776	+ 30.062	10:15:09.823
2 -	1:54.714		10:10:29.937	5 -	2:27.542 P	+ 32.828	10:17:37.365
3 -	2:15.110	+ 20.396	10:12:45.047				
13	Marco PULLEN		PFO Ferrari 388GTO				
1 -	1:51.482	+ 2.772	10:08:23.177	4 -	1:48.710		10:13:50.814
2 -	1:49.942	+ 1.232	10:10:13.119	5 -	1:50.115	+ 1.405	10:15:40.929
3 -	1:48.985	+ 0.275	10:12:02.104	6 -	2:08.934 P	+ 20.224	10:17:49.863
19	David HATHAWAY		PFO Ferrari F355 Challenge 3498cc				
1 -	2:13.324	+ 11.027	10:09:09.282	6 -	2:03.733	+ 1.436	10:19:35.673
2 -	2:05.741	+ 3.444	10:11:15.023	7 -	2:04.310	+ 2.013	10:21:39.983
3 -	2:06.412	+ 4.115	10:13:21.435	8 -	2:03.223	+ 0.926	10:23:43.206
4 -	2:04.607	+ 2.310	10:15:26.042	9 -	2:02.297		10:25:45.503
5 -	2:05.898	+ 3.601	10:17:31.940				
22	Jonathon MOORHOUSE		3 Porsche 911 3000cc				
1 -	2:15.157		10:09:15.985	4 -	2:17.282	+ 2.125	10:16:06.813
2 -	2:15.437	+ 0.280	10:11:31.422	5 -	2:22.388	+ 7.231	10:18:29.201
3 -	2:18.109	+ 2.952	10:13:49.531	6 -	2:32.312 P	+ 17.155	10:21:01.513
30	Tim HOOD		2 TVR Salaris				
1 -	1:48.561	+ 5.121	10:08:20.866	3 -	1:44.075	+ 0.635	10:11:49.923
2 -	1:44.982	+ 1.542	10:10:05.848	4 -	1:43.440		10:13:33.363
45	Doug ELLWOOD		2 Marcos Mantis 5998cc				
1 -	2:01.211	+ 9.261	10:08:35.133	6 -	1:56.752	+ 4.802	10:18:18.010
2 -	1:58.720	+ 6.770	10:10:33.853	7 -	1:52.902	+ 0.952	10:20:10.912
3 -	1:57.970	+ 6.020	10:12:31.823	8 -	1:53.032	+ 1.082	10:22:03.944
4 -	1:55.388	+ 3.438	10:14:27.211	9 -	1:53.938	+ 1.988	10:23:57.882
5 -	1:54.047	+ 2.097	10:16:21.258	10 -	1:51.950		10:25:49.832
54	David ELLIS		1 GT700R 6000cc				
1 -	2:13.869	+ 25.428	10:09:10.846	4 -	1:48.441		10:15:06.471
2 -	2:11.817	+ 23.376	10:11:22.663	5 -	2:03.194 P	+ 14.753	10:17:09.665
3 -	1:55.367	+ 6.926	10:13:18.030				

Weather / Track : Cloudy / Dry

AMOC Super GT Series/Pirelli Ferrari Challenge
RACE 4 - GRID

ROW 5	2:02.297 19 David HATHAWAY	2:15.157 22 Jonathon MOORHOUSE
ROW 4	1:54.739 5 Nigel JENKINS	1:55.365 2 Alan COSBY
ROW 3	1:54.285 6 David TOMLIN	1:54.714 12 Fred TONGE
ROW 2	1:48.710 13 Marco PULLEN	1:51.950 45 Doug ELLWOOD
ROW 1	1:43.440 30 Tim HOOD	1:48.441 54 David ELLIS
Pole		
		

Oulton Park International
 Circuit Length = 2.6920 miles

These results are provisional until the conclusion of any judicial and technical matters.

Clerk of Course :		Timekeeper :
-------------------	--	--------------

AMOC Super GT Series/Pirelli Ferrari Challenge

RACE 4 - CLASSIFICATION

POS	NO	CL	NAME	ENTRY	LAPS	TIME	GAP	DIFF	MPH	BEST	ON
1	54	1	David ELLIS	GT700R 6000cc	17	29:59.087			91.57	1:40.659	15
2	10	2	Tim HOOD	TVR Salaris	17	30:30.588	31.501	31.501	89.99	1:45.601	12
3	13	PFO	Marco PULLEN	Ferrari 388GTO	16	30:23.023	1 lap	1 lap	85.05	1:50.506	12
4	12	2	Fred TONGE	TVR Sagaris 4500cc	16	30:33.175	1 lap	10.152	84.58	1:51.429	15
5	45	2	Doug ELLWOOD	Marcos Mantis 5998cc	16	30:36.323	1 lap	3.148	84.44	1:52.702	11
6	6	PFO	David TOMLIN	Ferrari F355 Challenge 3496cc	16	31:23.386	1 lap	47.063	82.33	1:55.199	9
7	5	PFO	Nigel JENKINS	Ferrari F355 Challenge 3500cc	16	31:28.821	1 lap	5.435	82.09	1:55.334	15
8	19	PFO	David HATHAWAY	Ferrari F355 Challenge 3498cc	15	31:10.371	2 laps	1 lap	77.72	2:00.712	14
9	22	3	Jonathon MOORHOUSE	Porsche 911 3000cc	13	31:09.979	4 laps	2 laps	67.37	2:16.545	3
NOT CLASSIFIED											
DNF	2	PFO	Alan COSBY	Ferrari F512M 4942cc	8	16:12.130	9 laps	5 laps	79.75	1:56.445	7
FASTEST LAP											
54	1		David ELLIS	GT700R 6000cc	15	1:40.659			96.27 mph	154.94 kph	
10	2		Tim HOOD	TVR Salaris	12	1:45.601			91.77 mph	147.69 kph	
13	PFO		Marco PULLEN	Ferrari 388GTO	12	1:50.506			87.69 mph	141.13 kph	
22	3		Jonathon MOORHOUSE	Porsche 911 3000cc	3	2:16.545			70.97 mph	114.22 kph	

Weather / Track : Cloudy / Dry

These results are provisional until the conclusion of any judicial and technical matters.

Oulton Park International
Circuit Length = 2.6920 miles
Start: 15:04 End: 15:35

Clerk of Course :		Timekeeper :
-------------------	--	--------------

AMOC Super GT Series/Pirelli Ferrari Challenge

RACE 4 - LAP CHART

Lap 1			Lap 2			Lap 3			Lap 4			Lap 5		
No	Behind	Laptime	No	Behind	Laptime	No	Behind	Laptime	No	Behind	Laptime	No	Behind	Laptime
54		1:49.921	54		1:45.026	54		1:47.162	54		1:46.864	54		1:46.718
10	3.092	1:53.013	10	4.800	1:46.734	10	4.785	1:47.147	10	4.713	1:46.792	10	4.237	1:46.242
45	11.933	2:01.854	45	24.004	1:57.097	13	29.927	1:52.904	13	36.531	1:53.468	22	1 LAP	2:18.625
13	12.193	2:02.114	13	24.185	1:57.018	45	33.979	1:57.137	45	42.579	1:55.464	13	42.236	1:52.423
12	15.661	2:05.582	12	27.635	1:57.000	12	36.973	1:56.500	12	45.683	1:55.574	45	50.771	1:54.910
6	16.500	2:06.421	6	29.332	1:57.858	6	38.395	1:56.225	6	47.643	1:56.112	12	52.249	1:53.284
2	17.578	2:07.499	2	33.455	2:00.903	5	46.245	1:59.513	5	57.286	1:57.905	6	57.091	1:56.166
5	18.119	2:08.040	5	33.894	2:00.801	2	47.692	2:01.399	2	59.640	1:58.812	5	1:07.969	1:57.401
19	26.532	2:16.453	19	49.137	2:07.631	19	1:07.792	2:05.817	19	1:25.115	2:04.187	2	1:11.580	1:58.658
22	31.736	2:21.657	22	1:03.301	2:16.591	22	1:32.684	2:16.545				19	1:43.101	2:04.704

AMOC Super GT Series/Pirelli Ferrari Challenge

RACE 4 - LAP CHART

Lap 6			Lap 7			Lap 8			Lap 9			Lap 10		
No	Behind	Laptime	No	Behind	Laptime	No	Behind	Laptime	No	Behind	Laptime	No	Behind	Laptime
54		1:44.249	54		1:47.712	54		1:50.921	54		1:49.412	54		1:43.494
10	5.933	1:45.945	10	5.553	1:47.332	10	0.699	1:46.067	10	0.806	1:49.519	5	1 LAP	1:56.319
13	50.788	1:52.801	19	1 LAP	2:04.981	19	1 LAP	2:04.346	2	1 LAP	2:09.797 P	10	2.948	1:45.636
22	1 LAP	2:18.493	13	56.463	1:53.387	13	59.566	1:54.024	22	2 LAPS	2:20.782	22	2 LAPS	2:21.105
45	1:00.474	1:53.952	45	1:07.731	1:54.969	45	1:10.571	1:53.761	19	1 LAP	2:03.393	19	1 LAP	2:03.554
12	1:00.913	1:52.913	12	1:08.521	1:55.320	12	1:11.424	1:53.824	13	1:03.878	1:53.724	13	1:12.616	1:52.232
6	1:09.132	1:56.290	6	1:19.241	1:57.821	6	1:24.989	1:56.669	45	1:15.293	1:54.134	45	1:24.803	1:53.004
5	1:20.312	1:56.592	22	1 LAP	2:21.221	5	1:36.619	1:58.635	12	1:15.868	1:53.856	12	1:25.366	1:52.992
2	1:25.948	1:58.617	5	1:28.905	1:56.305				6	1:30.776	1:55.199	6	1:43.487	1:56.205
			2	1:34.681	1:56.445									

AMOC Super GT Series/Pirelli Ferrari Challenge

RACE 4 - LAP CHART

Lap 11			Lap 12			Lap 13			Lap 14			Lap 15		
No	Behind	Laptime	No	Behind	Laptime	No	Behind	Laptime	No	Behind	Laptime	No	Behind	Laptime
54		1:46.642	54		1:43.097	54		1:43.280	54		1:46.004	54		1:40.659
10	2.210	1:45.904	10	4.714	1:45.601	10	8.570	1:47.136	45	1 LAP	1:54.723	10	17.862	1:47.921
5	1 LAP	1:58.323	6	1 LAP	1:57.050	22	3 LAPS	2:25.098	12	1 LAP	1:55.927	45	1 LAP	1:52.831
13	1:17.882	1:51.908	5	1 LAP	1:56.352	6	1 LAP	1:56.140	10	10.600	1:48.034	12	1 LAP	1:51.744
22	2 LAPS	2:23.675	13	1:25.291	1:50.506	5	1 LAP	1:56.374	19	2 LAPS	2:03.479	19	2 LAPS	2:02.400
19	1 LAP	2:03.780	45	1:40.766	1:53.000	13	1:33.624	1:51.613	6	1 LAP	1:57.250	6	1 LAP	1:57.819
45	1:30.863	1:52.702	19	1 LAP	2:03.189				5	1 LAP	1:56.859	5	1 LAP	1:56.339
12	1:31.260	1:52.536	12	1:40.949	1:52.786				22	3 LAPS	2:24.315			
									13	1:40.038	1:52.418			

AMOC Super GT Series/Pirelli Ferrari Challenge
RACE 4 - LAP CHART

Lap 16			Lap 17		
No	Behind	Laptime	No	Behind	Laptime
54		1:45.754	54		1:42.172
13	1 LAP	1:55.633	13	1 LAP	1:56.850
10	21.627	1:49.519	10	31.501	1:52.046
22	4 LAPS	2:52.503	12	1 LAP	1:51.908
12	1 LAP	1:51.429	45	1 LAP	1:53.220
45	1 LAP	1:53.565	22	4 LAPS	2:29.369
19	2 LAPS	2:00.712	19	2 LAPS	2:01.745
6	1 LAP	1:58.091	6	1 LAP	2:02.070
5	1 LAP	1:55.334	5	1 LAP	1:57.729

BARC/Dunlop Clubmans Cup

QUALIFYING - RACE 6 - CLASSIFICATION

POS	NO	CL	NAME	ENTRY	TIME	ON	LAPS	GAP	DIFF	MPH
1	4		Mike EVANS	Neige Mk1	1:45.130	8	10			92.18
2	1		Daniel GIBSON	Gem 009 1600cc	1:45.177	5	5	0.047	0.047	92.14
3	88		Jonathan HAIR	Mallock MK28B EBX 1600cc	1:45.675	3	9	0.545	0.498	91.70
4	75		Adrian LEICESTER	Mallock Mk35	1:45.815	8	9	0.685	0.140	91.58
5	22		Barry WEBB	Mallock MK 23B 1600cc	1:46.424	6	10	1.294	0.609	91.06
6	18		Alex CHAMPKIN	Phantom V85/9 1600cc	1:46.481	7	10	1.351	0.057	91.01
7	5		Adrian LANGRIDGE	Mallock Mk27 1600cc	1:46.597	6	10	1.467	0.116	90.91
8	66		Nigel CORRY	Mallock MK30 EBX 1600cc	1:47.542	8	10	2.412	0.945	90.11
9	9		Marcus BICKNELL	Mallock Mk26 SG 1600cc	1:48.041	10	10	2.911	0.499	89.70
10	15		Gareth SALTER	Mallock MK27 1600cc	1:49.538	9	9	4.408	1.497	88.47
11	47		Peter RICHINGS	Mallock Mk 28 1600cc	1:50.492	9	9	5.362	0.954	87.71
12	27		Clive LESTER	Mallock EBX 27 1600cc	1:51.523	10	10	6.393	1.031	86.89
13	60		Brian JORDAN	Mallock Mk28/30 1600cc	1:51.674	6	10	6.544	0.151	86.78

Weather / Track : Cloudy / Dry

These results are provisional until the conclusion of any judicial and technical matters.

Oulton Park International
 Circuit Length = 2.6920 miles
 Start: 10:29 End: 10:50

Clerk of Course :

Timekeeper :

BARC/Dunlop Clubmans Cup

QUALIFYING - RACE 6 - LAP ANALYSIS

1	Daniel GIBSON		Gem 009 1600cc				
1 -	3:58.095	+ 2:12.918	10:35:31.590	4 -	8:18.769	+ 6:33.592	10:47:30.296
2 -	1:45.403	+ 0.226	10:37:16.993	5 -	1:45.177		10:49:15.473
3 -	1:54.534 P	+ 9.357	10:39:11.527				
4	Mike EVANS		Neige Mk1				
1 -	2:05.025	+ 19.895	10:33:51.517	6 -	1:47.492	+ 2.362	10:42:59.516
2 -	1:51.976	+ 6.846	10:35:43.493	7 -	1:45.873	+ 0.743	10:44:45.389
3 -	1:49.138	+ 4.008	10:37:32.631	8 -	1:45.130		10:46:30.519
4 -	1:48.098	+ 2.968	10:39:20.729	9 -	1:45.476	+ 0.346	10:48:15.995
5 -	1:51.295	+ 6.165	10:41:12.024	10 -	1:45.611	+ 0.481	10:50:01.606
5	Adrian LANGRIDGE		Mallock Mk27 1600cc				
1 -	1:50.761	+ 4.164	10:33:16.124	6 -	1:46.597		10:42:12.169
2 -	1:47.682	+ 1.085	10:35:03.806	7 -	1:47.030	+ 0.433	10:43:59.199
3 -	1:47.019	+ 0.422	10:36:50.825	8 -	1:46.780	+ 0.183	10:45:45.979
4 -	1:47.439	+ 0.842	10:38:38.264	9 -	2:00.529	+ 13.932	10:47:46.508
5 -	1:47.308	+ 0.711	10:40:25.572	10 -	1:47.388	+ 0.791	10:49:33.896
9	Marcus BICKNELL		Mallock Mk26 SG 1600cc				
1 -	1:58.747	+ 10.706	10:33:28.095	6 -	1:48.877	+ 0.836	10:42:39.007
2 -	1:52.859	+ 4.818	10:35:20.954	7 -	1:49.314	+ 1.273	10:44:28.321
3 -	1:50.663	+ 2.622	10:37:11.617	8 -	1:48.710	+ 0.669	10:46:17.031
4 -	1:49.908	+ 1.867	10:39:01.525	9 -	1:48.423	+ 0.382	10:48:05.454
5 -	1:48.605	+ 0.564	10:40:50.130	10 -	1:48.041		10:49:53.495
15	Gareth SALTER		Mallock MK27 1600cc				
1 -	2:01.563	+ 12.025	10:33:34.865	6 -	1:51.419	+ 1.881	10:43:39.446
2 -	1:55.074	+ 5.536	10:35:29.939	7 -	1:50.194	+ 0.656	10:45:29.640
3 -	1:53.470	+ 3.932	10:37:23.409	8 -	1:49.803	+ 0.265	10:47:19.443
4 -	2:30.879	+ 41.341	10:39:54.288	9 -	1:49.538		10:49:08.981
5 -	1:53.739	+ 4.201	10:41:48.027				
18	Alex CHAMPKIN		Phantom V85/9 1600cc				
1 -	1:53.186	+ 6.705	10:33:35.576	6 -	1:47.630	+ 1.149	10:42:54.354
2 -	1:57.420	+ 10.939	10:35:32.996	7 -	1:46.481		10:44:40.835
3 -	1:49.966	+ 3.485	10:37:22.962	8 -	1:46.821	+ 0.340	10:46:27.656
4 -	1:47.849	+ 1.368	10:39:10.811	9 -	1:46.490	+ 0.009	10:48:14.146
5 -	1:55.913	+ 9.432	10:41:06.724	10 -	1:47.625	+ 1.144	10:50:01.771
22	Barry WEBB		Mallock MK 23B 1600cc				
1 -	1:53.849	+ 7.425	10:33:12.905	6 -	1:46.424		10:42:09.232
2 -	1:48.870	+ 2.446	10:35:01.775	7 -	1:56.232	+ 9.808	10:44:05.464
3 -	1:47.209	+ 0.785	10:36:48.984	8 -	1:47.449	+ 1.025	10:45:52.913
4 -	1:46.926	+ 0.502	10:38:35.910	9 -	1:46.518	+ 0.094	10:47:39.431
5 -	1:46.898	+ 0.474	10:40:22.808	10 -	2:00.902 P	+ 14.478	10:49:40.333
27	Clive LESTER		Mallock EBX 27 1600cc				
1 -	1:58.096	+ 6.573	10:33:42.720	6 -	1:51.776	+ 0.253	10:43:07.821
2 -	1:54.446	+ 2.923	10:35:37.166	7 -	1:52.667	+ 1.144	10:45:00.488
3 -	1:53.649	+ 2.126	10:37:30.815	8 -	1:52.260	+ 0.737	10:46:52.748
4 -	1:53.329	+ 1.806	10:39:24.144	9 -	1:52.058	+ 0.535	10:48:44.806
5 -	1:51.901	+ 0.378	10:41:16.045	10 -	1:51.523		10:50:36.329
47	Peter RICHINGS		Mallock Mk 28 1600cc				
1 -	1:58.904	+ 8.412	10:33:26.936	6 -	2:48.849	+ 58.357	10:44:01.916
2 -	1:55.918	+ 5.426	10:35:22.854	7 -	2:13.260	+ 22.768	10:46:15.176
3 -	1:52.998	+ 2.506	10:37:15.852	8 -	1:51.684	+ 1.192	10:48:06.860
4 -	1:53.677	+ 3.185	10:39:09.529	9 -	1:50.492		10:49:57.352
5 -	2:03.538 P	+ 13.046	10:41:13.067				
60	Brian JORDAN		Mallock Mk28/30 1600cc				
1 -	2:01.038	+ 9.364	10:33:33.709	6 -	1:51.674		10:43:05.281

Oulton Park International
Circuit Length = 2.6920 miles
Start: 10:29 End: 10:50

Weather / Track : Cloudy / Dry

BARC/Dunlop Clubmans Cup
QUALIFYING - RACE 6 - LAP ANALYSIS

2 -	1:57.519	+ 5.845	10:35:31.228	7 -	1:53.558	+ 1.884	10:44:58.839
3 -	1:55.927	+ 4.253	10:37:27.155	8 -	1:52.150	+ 0.476	10:46:50.989
4 -	1:54.039	+ 2.365	10:39:21.194	9 -	1:51.811	+ 0.137	10:48:42.800
5 -	1:52.413	+ 0.739	10:41:13.607	10 -	1:51.995	+ 0.321	10:50:34.795
66	Nigel CORRY			Mallock MK30 EBX 1600cc			
1 -	1:54.371	+ 6.829	10:33:20.849	6 -	1:48.217	+ 0.675	10:42:23.952
2 -	1:50.154	+ 2.612	10:35:11.003	7 -	1:49.560	+ 2.018	10:44:13.512
3 -	1:48.735	+ 1.193	10:36:59.738	8 -	1:47.542		10:46:01.054
4 -	1:48.086	+ 0.544	10:38:47.824	9 -	1:47.652	+ 0.110	10:47:48.706
5 -	1:47.911	+ 0.369	10:40:35.735	10 -	1:48.032	+ 0.490	10:49:36.738
75	Adrian LEICESTER			Mallock Mk35			
1 -	1:57.395	+ 11.580	10:33:41.135	6 -	1:46.647	+ 0.832	10:42:50.531
2 -	1:54.010	+ 8.195	10:35:35.145	7 -	1:46.156	+ 0.341	10:44:36.687
3 -	1:49.886	+ 4.071	10:37:25.031	8 -	1:45.815		10:46:22.502
4 -	1:48.230	+ 2.415	10:39:13.261	9 -	1:46.910	+ 1.095	10:48:09.412
5 -	1:50.623	+ 4.808	10:41:03.884				
88	Jonathan HAIR			Mallock MK28B EBX 1600cc			
1 -	1:51.848	+ 6.173	10:33:31.497	6 -	1:45.840	+ 0.165	10:42:24.689
2 -	1:48.974	+ 3.299	10:35:20.471	7 -	1:58.791	+ 13.116	10:44:23.480
3 -	1:45.675		10:37:06.146	8 -	1:45.959	+ 0.284	10:46:09.439
4 -	1:46.712	+ 1.037	10:38:52.858	9 -	2:03.186 P	+ 17.511	10:48:12.625
5 -	1:45.991	+ 0.316	10:40:38.849				

BARC/Dunlop Clubmans Cup
RACE 6 - GRID

ROW 7	1:51.674 60 Brian JORDAN		
ROW 6		1:50.492 47 Peter RICHINGS	1:51.523 27 Clive LESTER
ROW 5	1:48.041 9 Marcus BICKNELL		1:49.538 15 Gareth SALTER
ROW 4		1:46.597 5 Adrian LANGRIDGE	1:47.542 66 Nigel CORRY
ROW 3	1:46.424 22 Barry WEBB		1:46.481 18 Alex CHAMPKIN
ROW 2		1:45.675 88 Jonathan HAIR	1:45.815 75 Adrian LEICESTER
ROW 1	1:45.130 4 Mike EVANS		1:45.177 1 Daniel GIBSON
Pole			

Oulton Park International
 Circuit Length = 2.6920 miles

These results are provisional until the conclusion of any judicial and technical matters.

Clerk of Course :		Timekeeper :
-------------------	--	--------------

BARC/Dunlop Clubmans Cup

RACE 6 - CLASSIFICATION

POS	NO	CL	NAME	ENTRY	LAPS	TIME	GAP	DIFF	MPH	BEST	ON
1	1		Daniel GIBSON	Gem 009 1600cc	10	17:51.226			90.46	1:44.858	10
2	88		Jonathan HAIR	Mallock MK28B EBX 1600cc	10	18:04.246	13.020	13.020	89.38	1:46.910	8
3	75		Adrian LESTER	Mallock Mk35	10	18:04.828	13.602	0.582	89.33	1:46.921	8
4	18		Alex CHAMPKIN	Phantom V85/9 1600cc	10	18:05.570	14.344	0.742	89.27	1:47.208	9
5	5		Adrian LANGRIDGE	Mallock Mk27 1600cc	10	18:06.049	14.823	0.479	89.23	1:47.279	6
6	4		Mike EVANS	Neige Mk1	10	18:11.400	20.174	5.351	88.79	1:46.779	9
7	22		Barry WEBB	Mallock MK 23B 1600cc	10	18:23.805	32.579	12.405	87.79	1:48.792	2
8	15		Gareth SALTER	Mallock MK27 1600cc	10	18:46.506	55.280	22.701	86.02	1:51.062	10
9	47		Peter RICHINGS	Mallock Mk 28 1600cc	10	19:04.712	1:13.486	18.206	84.66	1:51.541	4
10	60		Brian JORDAN	Mallock Mk28/30 1600cc	10	19:05.553	1:14.327	0.841	84.59	1:52.112	6
11	27		Clive LESTER	Mallock EBX 27 1600cc	10	19:14.059	1:22.833	8.506	83.97	1:53.488	8

NOT CLASSIFIED

DNF	66		Nigel CORRY	Mallock MK30 EBX 1600cc	3	5:37.492	7 laps	7 laps	86.14	1:48.444	3
DNF	9		Marcus BICKNELL	Mallock Mk26 SG 1600cc	3	5:38.059	7 laps	0.567	86.00	1:48.488	3

FASTEST LAP

	1		Daniel GIBSON	Gem 009 1600cc	10	1:44.858			92.42 mph	148.74 kph	
--	---	--	----------------------	----------------	----	----------	--	--	-----------	------------	--

Weather / Track : Cloudy / Dry

These results are provisional until the conclusion of any judicial and technical matters.

Oulton Park International
Circuit Length = 2.6920 miles
Start: 16:35 End: 16:54

Clerk of Course :		Timekeeper :	
-------------------	--	--------------	--

BARC/Dunlop Clubmans Cup

RACE 6 - LAP CHART

Lap 1			Lap 2			Lap 3			Lap 4			Lap 5		
No	Behind	Laptime	No	Behind	Laptime	No	Behind	Laptime	No	Behind	Laptime	No	Behind	Laptime
1		1:52.751	1		1:46.386	1		1:45.850	1		1:47.214	1		1:46.507
4	1.869	1:54.620	4	4.541	1:49.058	4	6.438	1:47.747	4	6.442	1:47.218	4	7.124	1:47.189
75	3.275	1:56.026	75	4.941	1:48.052	75	7.220	1:48.129	75	7.346	1:47.340	75	8.563	1:47.724
88	4.140	1:56.891	88	5.333	1:47.579	88	7.927	1:48.444	88	7.925	1:47.212	88	8.854	1:47.436
18	4.932	1:57.683	18	6.370	1:47.824	18	8.408	1:47.888	18	8.709	1:47.515	18	9.881	1:47.679
5	5.274	1:58.025	5	6.981	1:48.093	5	9.080	1:47.949	5	9.294	1:47.428	5	10.414	1:47.627
22	5.801	1:58.552	22	8.207	1:48.792	22	11.268	1:48.911	22	13.347	1:49.293	22	16.599	1:49.759
9	6.406	1:59.157	66	9.911	1:49.258	66	12.505	1:48.444	47	25.620	1:51.541	15	31.846	1:51.933
66	7.039	1:59.790	9	10.434	1:50.414	9	13.072	1:48.488	15	26.420	1:51.953	47	33.875	1:54.762
15	9.463	2:02.214	15	15.051	1:51.974	47	21.293	1:51.736	60	35.607	1:54.203	60	41.709	1:52.609
47	9.811	2:02.562	47	15.407	1:51.982	15	21.681	1:52.480	27	36.684	1:54.666	27	44.140	1:53.963
27	10.731	2:03.482	27	19.503	1:55.158	60	28.618	1:54.749						
60	11.314	2:04.065	60	19.719	1:54.791	27	29.232	1:55.579						

BARC/Dunlop Clubmans Cup

RACE 6 - LAP CHART

Lap 6			Lap 7			Lap 8			Lap 9			Lap 10		
No	Behind	Laptime	No	Behind	Laptime	No	Behind	Laptime	No	Behind	Laptime	No	Behind	Laptime
1		1:46.048	1		1:47.014	1		1:47.372	1		1:47.226	1		1:44.858
4	8.508	1:47.432	4	8.362	1:46.868	4	7.877	1:46.887	4	7.430	1:46.779	88	13.020	1:47.508
75	9.938	1:47.423	75	9.912	1:46.988	75	9.461	1:46.921	88	10.370	1:47.473	75	13.602	1:47.527
88	10.298	1:47.492	88	10.585	1:47.301	88	10.123	1:46.910	75	10.933	1:48.698	18	14.344	1:47.796
18	11.262	1:47.429	18	11.458	1:47.210	18	11.424	1:47.338	18	11.406	1:47.208	5	14.823	1:47.477
5	11.645	1:47.279	5	12.025	1:47.394	5	11.940	1:47.287	5	12.204	1:47.490	4	20.174	1:57.602
22	19.771	1:49.220	22	21.768	1:49.011	22	23.956	1:49.560	22	26.089	1:49.359	22	32.579	1:51.348
15	37.089	1:51.291	15	41.188	1:51.113	15	45.071	1:51.255	15	49.076	1:51.231	15	55.280	1:51.062
47	46.640	1:58.813	60	54.524	1:53.765	47	1:01.039	1:52.940	47	1:05.764	1:51.951	47	1:13.486	1:52.580
60	47.773	1:52.112	47	55.471	1:55.845	60	1:01.155	1:54.003	60	1:06.770	1:52.841	60	1:14.327	1:52.415
27	52.725	1:54.633	27	59.980	1:54.269	27	1:06.096	1:53.488	27	1:12.892	1:54.022	27	1:22.833	1:54.799