



NATIONAL CHAMPIONSHIP RACE MEETING

Thruxton

27th June 2010



Results Provided by Timing Solutions Ltd
www.tsl-timing.com

**Hammerite Racing Classic Group 1 Touring Car Championship i.a.w. Dunlop
QUALIFYING - RACE 1 - CLASSIFICATION**

POS	NO	CL	NAME	ENTRY	TIME	ON	LAPS	GAP	DIFF	MPH
1	46	C	David HICKTON	Opel Ascona	1:32.407	4	8			91.78
2	4	B	Tim SCOTT ANDREWS	Rover Vitesse	1:33.400	8	8	0.993	0.993	90.80
3	40	C	Steve CRIPPS	Ford Escort RS2000	1:34.068	3	8	1.661	0.668	90.16
4	55	A	David HOWARD	Jaguar XJ12	1:35.410	6	7	3.003	1.342	88.89
5	84	B	Nathan TURNER	Rover SD1	1:35.658	7	8	3.251	0.248	88.66
6	22	B	William JENKINS	BMW 3.0 CSL	1:36.663	7	8	4.256	1.005	87.74
7	54	B	Alan ROPER	Rover SD1 Vitesse	1:37.142	2	8	4.735	0.479	87.31
8	37	G	Matthew IRONS	BMW 323	1:37.320	5	8	4.913	0.178	87.15
9	81	D	Andy JOHNSON	Volkswagen Golf	1:38.604	7	8	6.197	1.284	86.01
10	76	E	Neil BRAY	Ford Fiesta	1:39.290	6	8	6.883	0.686	85.42
11	19	B	Terry NICHOLLS	Jaguar XJS	1:42.543	1	6	10.136	3.253	82.71
12	69	C	Richard J LANGEVELD	Ford Escort	1:42.987	7	8	10.580	0.444	82.35
13	67	G	Ian FOWLER	Volkswagen Golf	1:43.081	5	8	10.674	0.094	82.28

Thruxton
Circuit Length = 2.3560 miles
Start: 09:00 End: 09:19

These results are provisional until the conclusion of any judicial and technical matters.

Clerk of Course :		Timekeeper :
-------------------	--	--------------

Hammerite Racing Classic Group 1 Touring Car Championship i.a.w. Dunlop

QUALIFYING - RACE 1 - LAP ANALYSIS

4	Tim SCOTT ANDREWS		B Rover Vitesse				
1 -	1:42.756	+ 9.356	9:03:38.314	5 -	1:35.690	+ 2.290	9:10:02.000
2 -	1:37.473	+ 4.073	9:05:15.787	6 -	1:33.873	+ 0.473	9:11:35.873
3 -	1:35.679	+ 2.279	9:06:51.466	7 -	1:34.383	+ 0.983	9:13:10.256
4 -	1:34.844	+ 1.444	9:08:26.310	8 -	1:33.400		9:14:43.656
19	Terry NICHOLLS		B Jaguar XJS				
1 -	1:42.543		9:04:01.758	4 -	2:32.282 P	+ 49.739	9:10:03.069
2 -	1:42.925	+ 0.382	9:05:44.683	5 -	1:52.629	+ 10.086	9:11:55.698
3 -	1:46.104	+ 3.561	9:07:30.787	6 -	1:46.652	+ 4.109	9:13:42.350
22	William JENKINS		B BMW 3.0 CSL				
1 -	1:42.734	+ 6.071	9:04:18.635	5 -	1:37.847	+ 1.184	9:10:52.796
2 -	1:38.338	+ 1.675	9:05:56.973	6 -	1:37.169	+ 0.506	9:12:29.965
3 -	1:38.755	+ 2.092	9:07:35.728	7 -	1:36.663		9:14:06.628
4 -	1:39.221	+ 2.558	9:09:14.949	8 -	1:37.387	+ 0.724	9:15:44.015
37	Matthew IRONS		G BMW 323				
1 -	1:41.013	+ 3.693	9:03:52.824	5 -	1:37.320		9:10:25.312
2 -	1:39.902	+ 2.582	9:05:32.726	6 -	1:37.850	+ 0.530	9:12:03.162
3 -	1:37.791	+ 0.471	9:07:10.517	7 -	1:37.422	+ 0.102	9:13:40.584
4 -	1:37.475	+ 0.155	9:08:47.992	8 -	1:38.108	+ 0.788	9:15:18.692
40	Steve CRIPPS		C Ford Escort RS2000				
1 -	1:36.495	+ 2.427	9:03:33.884	5 -	1:45.310	+ 11.242	9:10:02.634
2 -	1:34.763	+ 0.695	9:05:08.647	6 -	1:35.103	+ 1.035	9:11:37.737
3 -	1:34.068		9:06:42.715	7 -	1:37.829	+ 3.761	9:13:15.566
4 -	1:34.609	+ 0.541	9:08:17.324	8 -	1:44.707	+ 10.639	9:15:00.273
46	David HICKTON		C Opel Ascona				
1 -	1:36.343	+ 3.936	9:03:54.394	5 -	1:32.614	+ 0.207	9:10:07.946
2 -	1:35.215	+ 2.808	9:05:29.609	6 -	1:32.652	+ 0.245	9:11:40.598
3 -	1:33.316	+ 0.909	9:07:02.925	7 -	1:33.039	+ 0.632	9:13:13.637
4 -	1:32.407		9:08:35.332	8 -	1:38.705	+ 6.298	9:14:52.342
54	Alan ROPER		B Rover SD1 Vitesse				
1 -	1:39.757	+ 2.615	9:04:04.183	5 -	1:40.051	+ 2.909	9:10:40.700
2 -	1:37.142		9:05:41.325	6 -	1:40.467	+ 3.325	9:12:21.167
3 -	1:39.777	+ 2.635	9:07:21.102	7 -	1:38.627	+ 1.485	9:13:59.794
4 -	1:39.547	+ 2.405	9:09:00.649	8 -	1:37.655	+ 0.513	9:15:37.449
55	David HOWARD		A Jaguar XJ12				
1 -	1:41.674	+ 6.264	9:06:44.307	5 -	1:36.284	+ 0.874	9:13:16.049
2 -	1:37.382	+ 1.972	9:08:21.689	6 -	1:35.410		9:14:51.459
3 -	1:38.670	+ 3.260	9:10:00.359	7 -	2:02.372	+ 26.962	9:16:53.831
4 -	1:39.406	+ 3.996	9:11:39.765				
67	Ian FOWLER		G Volkswagen Golf				
1 -	1:53.017	+ 9.936	9:04:10.021	5 -	1:43.081		9:11:10.563
2 -	1:47.090	+ 4.009	9:05:57.111	6 -	1:44.028	+ 0.947	9:12:54.591
3 -	1:43.910	+ 0.829	9:07:41.021	7 -	1:45.787	+ 2.706	9:14:40.378
4 -	1:46.461	+ 3.380	9:09:27.482	8 -	1:50.321	+ 7.240	9:16:30.699
69	Richard J LANGEVELD		C Ford Escort				
1 -	1:52.434	+ 9.447	9:04:11.504	5 -	1:46.604	+ 3.617	9:11:12.355
2 -	1:44.345	+ 1.358	9:05:55.849	6 -	1:43.124	+ 0.137	9:12:55.479
3 -	1:44.096	+ 1.109	9:07:39.945	7 -	1:42.987		9:14:38.466
4 -	1:45.806	+ 2.819	9:09:25.751	8 -	1:49.105	+ 6.118	9:16:27.571
76	Neil BRAY		E Ford Fiesta				
1 -	1:41.420	+ 2.130	9:04:23.924	5 -	1:39.925	+ 0.635	9:11:06.443

Thruxton
Circuit Length = 2.3560 miles
Start: 09:00 End: 09:19


Hammerite Racing Classic Group 1 Touring Car Championship i.a.w. Dunlop QUALIFYING - RACE 1 - LAP ANALYSIS

2 -	1:40.189	+ 0.899	9:06:04.113	6 -	1:39.290		9:12:45.733
3 -	1:40.721	+ 1.431	9:07:44.834	7 -	1:45.144	+ 5.854	9:14:30.877
4 -	1:41.684	+ 2.394	9:09:26.518	8 -	1:52.271	+ 12.981	9:16:23.148
81	Andy JOHNSON		D Volkswagen Golf				
1 -	1:46.909	+ 8.305	9:03:51.041	5 -	1:40.282	+ 1.678	9:10:44.223
2 -	1:46.507	+ 7.903	9:05:37.548	6 -	1:38.767	+ 0.163	9:12:22.990
3 -	1:45.190	+ 6.586	9:07:22.738	7 -	1:38.604		9:14:01.594
4 -	1:41.203	+ 2.599	9:09:03.941	8 -	1:40.903	+ 2.299	9:15:42.497
84	Nathan TURNER		B Rover SD1				
1 -	1:44.567	+ 8.909	9:04:25.325	5 -	1:39.016	+ 3.358	9:10:59.005
2 -	1:37.255	+ 1.597	9:06:02.580	6 -	1:36.772	+ 1.114	9:12:35.777
3 -	1:39.806	+ 4.148	9:07:42.386	7 -	1:35.658		9:14:11.435
4 -	1:37.603	+ 1.945	9:09:19.989	8 -	1:35.816	+ 0.158	9:15:47.251

Thruxton
Circuit Length = 2.3560 miles
Start: 09:00 End: 09:19

Hammerite Racing Classic Group 1 Touring Car Championship i.a.w. Dunlop

RACE 1 - GRID

ROW 7	1:43.081 67 Ian FOWLER		
ROW 6		1:42.543 19 Terry NICHOLLS	1:42.987 69 Richard J LANGEVELD
ROW 5	1:38.604 81 Andy JOHNSON		1:39.290 76 Neil BRAY
ROW 4		1:37.142 54 Alan ROPER	1:37.320 37 Matthew IRONS
ROW 3	1:35.658 84 Nathan TURNER		1:36.663 22 William JENKINS
ROW 2		1:34.068 40 Steve CRIPPS	1:35.410 55 David HOWARD
ROW 1	1:32.407 46 David HICKTON		1:33.400 4 Tim SCOTT ANDREWS
Pole			
			

Thruxton
Circuit Length = 2.3560 miles

These results are provisional until the conclusion of any judicial and technical matters.

Clerk of Course :

Timekeeper :

Hammerite Racing Classic Group 1 Touring Car Championship i.a.w. Dunlop

RACE 1 - CLASSIFICATION

POS	NO	CL	NAME	ENTRY	LAPS	TIME	GAP	DIFF	MPH	BEST	ON
1	55	A	David HOWARD	Jaguar XJ12	13	20:32.182			89.48	1:33.787	12
2	4	B	Tim SCOTT ANDREWS	Rover Vitesse	13	20:32.632	0.450	0.450	89.45	1:33.531	3
3	54	B	Alan ROPER	Rover SD1 Vitesse	13	20:58.802	26.620	26.170	87.59	1:35.112	4
4	37	G	Matthew IRONS	BMW 323	13	21:22.547	50.365	23.745	85.96	1:37.150	3
5	40	C	Steve CRIPPS	Ford Escort RS2000	13	21:24.951	52.769	2.404	85.80	1:34.373	6
6	76	E	Neil BRAY	Ford Fiesta	13	21:44.166	1:11.984	19.215	84.54	1:38.165	2
7	81	D	Andy JOHNSON	Volkswagen Golf	13	22:17.518	1:45.336	33.352	82.43	1:40.402	8
8	19	B	Terry NICHOLLS	Jaguar XJS	12	20:48.752	1 lap	1 lap	81.50	1:41.374	10
9	69	C	Richard J LANGEVELD	Ford Escort	12	20:58.414	1 lap	9.662	80.87	1:42.804	10

NOT CLASSIFIED

DNF	46	B	David HICKTON	Opel Ascona	8	12:47.454	5 laps	4 laps	88.41	1:33.688	4
DNF	67	G	Ian FOWLER	Volkswagen Golf	7	12:58.370	6 laps	1 lap	76.27	1:43.707	5
DNF	22	B	William JENKINS	BMW 3.0 CSL	4	6:31.308	9 laps	3 laps	86.69	1:35.893	3
DNF	84	B	Nathan TURNER	Rover SD1	2	4:11.615	11 laps	2 laps	67.41		

FASTEST LAP

4	B	Tim SCOTT ANDREWS	Rover Vitesse	3	1:33.531	90.68 mph	145.93 kph
55	A	David HOWARD	Jaguar XJ12	12	1:33.787	90.43 mph	145.53 kph
40	C	Steve CRIPPS	Ford Escort RS2000	6	1:34.373	89.87 mph	144.63 kph
37	G	Matthew IRONS	BMW 323	3	1:37.150	87.30 mph	140.50 kph
76	E	Neil BRAY	Ford Fiesta	2	1:38.165	86.40 mph	139.04 kph
81	D	Andy JOHNSON	Volkswagen Golf	8	1:40.402	84.47 mph	135.95 kph

Weather / Track : Sunny / Dry

These results are provisional until the conclusion of any judicial and technical matters.

Thruxton

Circuit Length = 2.3560 miles

Start: 14:02 End: 14:25

Clerk of Course :

Timekeeper :

Hammerite Racing Classic Group 1 Touring Car Championship i.a.w. Dunlop

RACE 1 - LAP CHART

Lap 1			Lap 2			Lap 3			Lap 4			Lap 5		
No	Behind	Laptime	No	Behind	Laptime	No	Behind	Laptime	No	Behind	Laptime	No	Behind	Laptime
55		1:39.551	55		1:34.384	55		1:34.566	55		1:34.463	55		1:34.096
46	2.178	1:41.729	46	1.798	1:34.004	46	1.797	1:34.565	46	1.022	1:33.688	46	1.137	1:34.211
22	2.963	1:42.514	4	4.811	1:35.097	4	3.776	1:33.531	4	2.866	1:33.553	4	2.392	1:33.622
4	4.098	1:43.649	22	5.581	1:37.002	22	6.908	1:35.893	22	8.344	1:35.899	54	10.498	1:35.677
84	4.611	1:44.162	54	7.048	1:35.685	54	8.268	1:35.786	54	8.917	1:35.112	37	21.563	1:37.774
54	5.747	1:45.298	76	10.555	1:38.165	37	14.408	1:37.150	37	17.885	1:37.940	76	26.091	1:39.871
76	6.774	1:46.325	37	11.824	1:38.165	76	15.474	1:39.485	76	20.316	1:39.305	81	37.619	1:42.756
81	7.944	1:47.495	81	14.787	1:41.227	81	21.372	1:41.151	81	28.959	1:42.050	40	48.337	1:35.097
37	8.043	1:47.594	19	21.111	1:43.361	19	31.830	1:45.285	19	41.010	1:43.643	19	50.467	1:43.553
19	12.134	1:51.685	69	23.134	1:44.566	69	32.832	1:44.264	69	42.606	1:44.237	69	52.374	1:43.864
69	12.952	1:52.503	67	25.115	1:44.295	67	34.359	1:43.810	67	43.817	1:43.921	67	53.428	1:43.707
67	15.204	1:54.755	40	46.000	1:35.282	40	46.790	1:35.356	40	47.336	1:35.009			
40	45.102	2:24.653	84	57.680	2:27.453 P									

Weather / Track : Sunny / Dry

Thruxton
Circuit Length = 2.3560 miles
Start: 14:02 End: 14:25

Hammerite Racing Classic Group 1 Touring Car Championship i.a.w. Dunlop

RACE 1 - LAP CHART

Lap 6			Lap 7			Lap 8			Lap 9			Lap 10		
No	Behind	Laptime	No	Behind	Laptime	No	Behind	Laptime	No	Behind	Laptime	No	Behind	Laptime
55		1:34.596	55		1:35.324	55		1:34.002	55		1:34.220	4		1:33.838
46	0.747	1:34.206	46	0.758	1:35.335	4	0.947	1:33.853	4	0.693	1:33.966	55	0.395	1:34.926
4	1.348	1:33.552	4	1.096	1:35.072	46	6.472	1:39.716	54	19.443	1:37.474	54	21.003	1:36.091
54	12.591	1:36.689	54	14.245	1:36.978	54	16.189	1:35.946	37	34.442	1:37.820	37	37.527	1:37.616
37	24.981	1:38.014	37	27.269	1:37.612	67	1 LAP	2:19.549 P	40	49.958	1:35.363	40	50.463	1:35.036
76	30.458	1:38.963	76	34.887	1:39.753	37	30.842	1:37.575	76	50.277	1:42.126	76	54.185	1:38.439
81	44.646	1:41.623	40	47.912	1:35.122	76	42.371	1:41.486	81	1:05.784	1:42.826	81	1:12.966	1:41.713
40	48.114	1:34.373	81	50.778	1:41.456	40	48.815	1:34.905	19	1:26.162	1:42.997	19	1:33.005	1:41.374
19	59.744	1:43.873	19	1:08.192	1:43.772	81	57.178	1:40.402	69	1:27.502	1:43.465			
69	1:01.138	1:43.360	69	1:09.133	1:43.319	19	1:17.385	1:43.195						
67	1:07.165	1:48.333				69	1:18.257	1:43.126						

Weather / Track : Sunny / Dry

Thruxton
Circuit Length = 2.3560 miles
Start: 14:02 End: 14:25

**Hammerite Racing Classic Group 1 Touring Car Championship i.a.w. Dunlop
RACE 1 - LAP CHART**

Lap 11			Lap 12			Lap 13		
No	Behind	Laptime	No	Behind	Laptime	No	Behind	Laptime
4		1:33.917	4		1:34.186	55		1:33.933
55	0.812	1:34.334	55	0.413	1:33.787	4	0.450	1:34.796
69	1 LAP	1:42.804	19	1 LAP	1:42.154	19	1 LAP	1:43.860
54	23.100	1:36.014	69	1 LAP	1:44.993	69	1 LAP	1:47.913
37	42.544	1:38.934	54	25.035	1:36.121	54	26.620	1:35.931
40	51.472	1:34.926	37	46.282	1:37.924	37	50.365	1:38.429
76	1:00.120	1:39.852	40	52.519	1:35.233	40	52.769	1:34.596
81	1:19.489	1:40.440	76	1:05.892	1:39.958	76	1:11.984	1:40.438
			81	1:25.732	1:40.429	81	1:45.336	1:53.950

Weather / Track : Sunny / Dry

Thrupton
Circuit Length = 2.3560 miles
Start: 14:02 End: 14:25

Thruxton Cup Formula Ford 1600
QUALIFYING - RACE 2 - CLASSIFICATION

POS	NO	CL	NAME	ENTRY	TIME	ON	LAPS	GAP	DIFF	MPH
1	90	A	Joshua BARNETT	Van Diemen RF00	1:23.728	8	10			101.29
2	72	A	Jonathan HOOD	Van Diemen RF90	1:23.898	4	6	0.170	0.170	101.09
3	17	A	Scott BLAKENEY	Vector MG95	1:24.106	8	9	0.378	0.208	100.84
4	18	A	Edward MOORE	Van Diemen RF00	1:24.370	5	10	0.642	0.264	100.52
5	5	A	Adam QUATERMAINE	Van Diemen RF99	1:24.581	8	9	0.853	0.211	100.27
6	58	C	Kyle TILLEY	Van Diemen RF87	1:24.584	10	10	0.856	0.003	100.27
7	16	B	Dan WELLS	Van Diemen RF91	1:24.989	7	10	1.261	0.405	99.79
8	59	A	Chris ACTON	Ray GRS08	1:25.036	9	9	1.308	0.047	99.74
9	8	A	Michael BRADLEY	Van Diemen RF00	1:28.301	9	9	4.573	3.265	96.05
10	30	A	Stephen GIBBINS	Van Diemen RF01	1:28.562	4	9	4.834	0.261	95.76
11	37	A	David TANSLEY	Ray GRS10	1:31.461	6	9	7.733	2.899	92.73
12	88	D	Jonathan GREENWOOD	Dulon MP15	1:35.619	6	8	11.891	4.158	88.70
13	27	B	Shaun MACKLIN	Ford Swift		0	0			

Car 30 - Please fit a working transponder

Weather / Track : Sunny / Dry

These results are provisional until the conclusion of any judicial and technical matters.

Thruxton

Circuit Length = 2.3560 miles

Start: 10:45 End: 11:02

Clerk of Course :		Timekeeper :
-------------------	--	--------------

Thruxton Cup Formula Ford 1600

QUALIFYING - RACE 2 - LAP ANALYSIS

5	Adam QUATERMAINE		A Van Diemen RF99				
1 -	1:31.069	+ 6.488	10:49:14.503	6 -	1:28.428	+ 3.847	10:56:32.613
2 -	1:29.522	+ 4.941	10:50:44.025	7 -	1:25.727	+ 1.146	10:57:58.340
3 -	1:27.522	+ 2.941	10:52:11.547	8 -	1:24.581		10:59:22.921
4 -	1:26.146	+ 1.565	10:53:37.693	9 -	1:24.951	+ 0.370	11:00:47.872
5 -	1:26.492	+ 1.911	10:55:04.185				
8	Michael BRADLEY		A Van Diemen RF00				
1 -	1:37.687	+ 9.386	10:49:20.827	6 -	1:29.335	+ 1.034	10:56:55.453
2 -	1:32.201	+ 3.900	10:50:53.028	7 -	1:33.034	+ 4.733	10:58:28.487
3 -	1:31.643	+ 3.342	10:52:24.671	8 -	1:30.766	+ 2.465	10:59:59.253
4 -	1:31.113	+ 2.812	10:53:55.784	9 -	1:28.301		11:01:27.554
5 -	1:30.334	+ 2.033	10:55:26.118				
16	Dan WELLS		B Van Diemen RF91				
1 -	1:29.150	+ 4.161	10:48:45.542	6 -	1:26.915	+ 1.926	10:55:56.176
2 -	1:26.757	+ 1.768	10:50:12.299	7 -	1:24.989		10:57:21.165
3 -	1:25.531	+ 0.542	10:51:37.830	8 -	1:26.396	+ 1.407	10:58:47.561
4 -	1:25.738	+ 0.749	10:53:03.568	9 -	1:25.219	+ 0.230	11:00:12.780
5 -	1:25.693	+ 0.704	10:54:29.261	10 -	1:25.330	+ 0.341	11:01:38.110
17	Scott BLAKENEY		A Vector MG95				
1 -	1:30.469	+ 6.363	10:49:05.369	6 -	1:25.363	+ 1.257	10:56:10.569
2 -	1:25.960	+ 1.854	10:50:31.329	7 -	1:24.144	+ 0.038	10:57:34.713
3 -	1:24.162	+ 0.056	10:51:55.491	8 -	1:24.106		10:58:58.819
4 -	1:25.384	+ 1.278	10:53:20.875	9 -	1:24.214	+ 0.108	11:00:23.033
5 -	1:24.331	+ 0.225	10:54:45.206				
18	Edward MOORE		A Van Diemen RF00				
1 -	1:25.309	+ 0.939	10:48:31.705	6 -	1:25.890	+ 1.520	10:55:35.980
2 -	1:24.577	+ 0.207	10:49:56.282	7 -	1:25.278	+ 0.908	10:57:01.258
3 -	1:24.957	+ 0.587	10:51:21.239	8 -	1:25.009	+ 0.639	10:58:26.267
4 -	1:24.481	+ 0.111	10:52:45.720	9 -	1:24.501	+ 0.131	10:59:50.768
5 -	1:24.370		10:54:10.090	10 -	1:24.490	+ 0.120	11:01:15.258
27	Shaun MACKLIN		B Ford Swift				
30	Stephen GIBBINS		A Van Diemen RF01				
1 -	1:32.917	+ 4.355	10:48:46.277	6 -	1:29.410	+ 0.848	10:56:12.823
2 -	1:30.319	+ 1.757	10:50:16.596	7 -	1:29.516	+ 0.954	10:57:42.339
3 -	1:29.450	+ 0.888	10:51:46.046	8 -	1:28.678	+ 0.116	10:59:11.017
4 -	1:28.562		10:53:14.608	9 -	1:28.610	+ 0.048	11:00:39.627
5 -	1:28.805	+ 0.243	10:54:43.413				
37	David TANSLEY		A Ray GRS10				
1 -	1:36.725	+ 5.264	10:49:09.379	6 -	1:31.461		10:56:54.759
2 -	1:33.735	+ 2.274	10:50:43.114	7 -	1:31.486	+ 0.025	10:58:26.245
3 -	1:34.815	+ 3.354	10:52:17.929	8 -	1:34.372	+ 2.911	11:00:00.617
4 -	1:33.498	+ 2.037	10:53:51.427	9 -	1:31.797	+ 0.336	11:01:32.414
5 -	1:31.871	+ 0.410	10:55:23.298				
58	Kyle TILLEY		C Van Diemen RF87				
1 -	1:26.559	+ 1.975	10:48:42.999	6 -	1:25.099	+ 0.515	10:55:48.040
2 -	1:25.234	+ 0.650	10:50:08.233	7 -	1:24.663	+ 0.079	10:57:12.703
3 -	1:24.848	+ 0.264	10:51:33.081	8 -	1:29.152	+ 4.568	10:58:41.855
4 -	1:25.079	+ 0.495	10:52:58.160	9 -	1:26.576	+ 1.992	11:00:08.431
5 -	1:24.781	+ 0.197	10:54:22.941	10 -	1:24.584		11:01:33.015
59	Chris ACTON		A Ray GRS08				
1 -	1:31.218	+ 6.182	10:49:17.289	6 -	1:26.397	+ 1.361	10:56:30.815

Car 30 - Please fit a working transponder

Weather / Track : Sunny / Dry

Thruxton
Circuit Length = 2.3560 miles
Start: 10:45 End: 11:02

Thruxton Cup Formula Ford 1600

QUALIFYING - RACE 2 - LAP ANALYSIS

2 -	1:27.159	+ 2.123	10:50:44.448	7 -	1:26.400	+ 1.364	10:57:57.215
3 -	1:28.072	+ 3.036	10:52:12.520	8 -	1:25.292	+ 0.256	10:59:22.507
4 -	1:25.435	+ 0.399	10:53:37.955	9 -	1:25.036		11:00:47.543
5 -	1:26.463	+ 1.427	10:55:04.418				
72	Jonathan HOOD			A Van Diemen RF90			
1 -	4:21.148 P	+ 2:57.250	10:51:44.106	4 -	1:23.898		10:56:00.175
2 -	1:27.683	+ 3.785	10:53:11.789	5 -	1:24.253	+ 0.355	10:57:24.428
3 -	1:24.488	+ 0.590	10:54:36.277	6 -	1:24.329	+ 0.431	10:58:48.757
88	Jonathan GREENWOOD			D Dulon MP15			
1 -	1:41.227	+ 5.608	10:49:04.866	5 -	1:36.891	+ 1.272	10:55:36.316
2 -	1:39.451	+ 3.832	10:50:44.317	6 -	1:35.619		10:57:11.935
3 -	1:37.363	+ 1.744	10:52:21.680	7 -	1:37.202	+ 1.583	10:58:49.137
4 -	1:37.745	+ 2.126	10:53:59.425	8 -	1:36.521	+ 0.902	11:00:25.658
90	Joshua BARNETT			A Van Diemen RF00			
1 -	1:28.012	+ 4.284	10:48:50.688	6 -	1:25.012	+ 1.284	10:55:54.525
2 -	1:25.145	+ 1.417	10:50:15.833	7 -	1:24.321	+ 0.593	10:57:18.846
3 -	1:24.119	+ 0.391	10:51:39.952	8 -	1:23.728		10:58:42.574
4 -	1:24.083	+ 0.355	10:53:04.035	9 -	1:23.897	+ 0.169	11:00:06.471
5 -	1:25.478	+ 1.750	10:54:29.513	10 -	1:24.797	+ 1.069	11:01:31.268

Car 30 - Please fit a working transponder

Weather / Track : Sunny / Dry

Thruxton
Circuit Length = 2.3560 miles
Start: 10:45 End: 11:02

Thruxton Cup Formula Ford 1600

RACE 2 - GRID

ROW 7	27	Shaun MACKLIN		
ROW 6		1:31.461	37	David TANSLEY
				1:35.619
			88	Jonathan GREENWOOD
ROW 5	1:28.301	8	Michael BRADLEY	
		1:28.562	30	Stephen GIBBINS
ROW 4		1:24.989	16	Dan WELLS
				1:25.036
			59	Chris ACTON
ROW 3	1:24.581	5	Adam QUATERMAINE	
		1:24.584	58	Kyle TILLEY
ROW 2		1:24.106	17	Scott BLAKENEY
				1:24.370
			18	Edward MOORE
ROW 1	1:23.728	90	Joshua BARNETT	
		1:23.898	72	Jonathan HOOD
Pole				

Thruxton
Circuit Length = 2.3560 miles

These results are provisional until the conclusion of any judicial and technical matters.

Clerk of Course :		Timekeeper :
-------------------	--	--------------

Thruxton Cup Formula Ford 1600

RACE 2 - CLASSIFICATION

POS	NO	CL	NAME	ENTRY	LAPS	TIME	GAP	DIFF	MPH	BEST	ON
1	90	A	Joshua BARNETT	Van Diemen RF00	10	14:06.552			100.18	1:23.525	6
2	17	A	Scott BLAKENEY	Vector MG95	10	14:13.191	6.639	6.639	99.40	1:23.744	8
3	5	A	Adam QUATERMAINE	Van Diemen RF99	10	14:14.674	8.122	1.483	99.23	1:24.030	5
4	18	A	Edward MOORE	Van Diemen RF00	10	14:15.104	8.552	0.430	99.18	1:24.071	5
5	59	A	Chris ACTON	Ray GRS08	10	14:15.978	9.426	0.874	99.08	1:23.946	5
6	16	B	Dan WELLS	Van Diemen RF91	10	14:20.085	13.533	4.107	98.61	1:24.255	3
7	27	B	Shaun MACKLIN	Ford Swift	10	14:38.847	32.295	18.762	96.50	1:26.378	7
8	30	A	Stephen GIBBINS	Van Diemen RF01	10	14:40.061	33.509	1.214	96.37	1:26.142	2
9	8	A	Michael BRADLEY	Van Diemen RF00	10	14:41.327	34.775	1.266	96.23	1:26.535	10
10	37	A	David TANSLEY	Ray GRS10	10	15:08.083	1:01.531	26.756	93.40	1:29.122	2
11	88	D	Jonathan GREENWOOD	Dulon MP15	9	14:59.659	1 lap	1 lap	84.84	1:38.351	6
NOT CLASSIFIED											
DNF	58	C	Kyle TILLEY	Van Diemen RF87	4	5:48.368	6 laps	5 laps	97.38	1:24.735	3
DNF	72	A	Jonathan HOAD	Van Diemen RF90	0						
FASTEST LAP											
90	A	Joshua BARNETT	Van Diemen RF00	6	1:23.525	101.54 mph	163.42 kph				
16	B	Dan WELLS	Van Diemen RF91	3	1:24.255	100.66 mph	162.00 kph				
58	C	Kyle TILLEY	Van Diemen RF87	3	1:24.735	100.09 mph	161.08 kph				
88	D	Jonathan GREENWOOD	Dulon MP15	6	1:38.351	86.23 mph	138.78 kph				

Weather / Track : Sunny / Dry
 These results are provisional until the conclusion of any judicial and technical matters.

Thruxton
 Circuit Length = 2.3560 miles
 Start: 14:39 End: 14:54

Clerk of Course :	Timekeeper :
-------------------	--------------

Thruxton Cup Formula Ford 1600

RACE 2 - LAP CHART

Lap 1			Lap 2			Lap 3			Lap 4			Lap 5		
No	Behind	Laptime	No	Behind	Laptime	No	Behind	Laptime	No	Behind	Laptime	No	Behind	Laptime
90		1:30.385	90		1:26.076	90		1:23.783	90		1:23.672	90		1:23.652
18	0.257	1:30.642	18	0.430	1:26.249	18	1.197	1:24.550	18	1.959	1:24.434	18	2.378	1:24.071
5	0.937	1:31.322	5	0.614	1:25.753	5	1.431	1:24.600	5	2.131	1:24.372	5	2.509	1:24.030
58	1.636	1:32.021	17	0.944	1:25.331	17	1.851	1:24.690	59	2.516	1:24.096	59	2.810	1:23.946
17	1.689	1:32.074	59	1.583	1:25.673	59	2.092	1:24.292	17	2.752	1:24.573	17	3.388	1:24.288
59	1.986	1:32.371	16	1.897	1:25.773	16	2.369	1:24.255	58	4.452	1:24.973	16	6.027	1:25.015
16	2.200	1:32.585	58	2.199	1:26.639	58	3.151	1:24.735	16	4.664	1:25.967	27	14.680	1:27.617
27	2.900	1:33.285	27	3.411	1:26.587	27	6.586	1:26.958	27	10.715	1:27.801	30	15.300	1:27.266
30	3.877	1:34.262	30	3.943	1:26.142	30	7.739	1:27.579	30	11.686	1:27.619	8	16.130	1:27.683
8	5.061	1:35.446	8	5.845	1:26.860	8	8.925	1:26.863	8	12.099	1:26.846	37	29.674	1:30.563
37	6.348	1:36.733	37	9.394	1:29.122	37	15.768	1:30.157	37	22.763	1:30.667	88	1:15.829	1:38.440
88	16.783	1:47.168	88	30.688	1:39.981	88	45.481	1:38.576	88	1:01.041	1:39.232			

Weather / Track : Sunny / Dry

Thruxton
 Circuit Length = 2.3560 miles
 Start: 14:39 End: 14:54

Thruxton Cup Formula Ford 1600

RACE 2 - LAP CHART

Lap 6			Lap 7			Lap 8			Lap 9			Lap 10		
No	Behind	Laptime	No	Behind	Laptime	No	Behind	Laptime	No	Behind	Laptime	No	Behind	Laptime
90		1:23.525	90		1:24.107	90		1:23.837	90		1:23.666	90		1:23.849
18	3.592	1:24.739	18	4.661	1:25.176	18	5.746	1:24.922	17	6.483	1:24.123	17	6.639	1:24.005
5	3.793	1:24.809	17	6.119	1:25.919	17	6.026	1:23.744	18	7.070	1:24.990	5	8.122	1:24.085
59	4.196	1:24.911	88	1 LAP	1:38.351	5	6.986	1:24.177	5	7.886	1:24.566	18	8.552	1:25.331
17	4.307	1:24.444	5	6.646	1:26.960	59	8.065	1:25.063	59	8.911	1:24.512	59	9.426	1:24.364
16	7.883	1:25.381	59	6.839	1:26.750	16	10.670	1:25.389	16	12.210	1:25.206	16	13.533	1:25.172
27	18.883	1:27.728	16	9.118	1:25.342	88	1 LAP	1:38.668	27	29.098	1:27.866	27	32.295	1:27.046
30	19.185	1:27.410	27	21.154	1:26.378	27	24.898	1:27.581	30	29.410	1:27.961	30	33.509	1:27.948
8	19.746	1:27.141	30	21.669	1:26.591	30	25.115	1:27.283	8	32.089	1:29.557	8	34.775	1:26.535
37	35.776	1:29.627	8	23.144	1:27.505	8	26.198	1:26.891	88	1 LAP	1:39.497	88	1 LAP	1:39.746
			37	41.212	1:29.543	37	47.601	1:30.226	37	54.605	1:30.670	37	1:01.531	1:30.775

Weather / Track : Sunny / Dry

Thruxton
Circuit Length = 2.3560 miles
Start: 14:39 End: 14:54

SVG Motorsport Pre '93 Touring Car Championship
QUALIFYING - RACE 3 - CLASSIFICATION

POS	NO	CL	NAME	ENTRY	TIME	ON	LAPS	GAP	DIFF	MPH
1	1	B	Craig JAMIESON	Ford Sierra RS Cosworth	1:28.630	4	8			95.69
2	11	C	Roger STANFORD	BMW M3	1:31.835	6	9	3.205	3.205	92.35
3	33	C	Andrew BUSBY	BMW E30 M3	1:32.087	8	9	3.457	0.252	92.10
4	14	B	Malcolm WISE	Ford Sapphire Cosworth	1:32.994	9	9	4.364	0.907	91.20
5	60	B	Graham MYERS	Ford Sierra Cosworth	1:33.151	8	9	4.521	0.157	91.05
6	4	B	Tim SCOTT ANDREWS	Rover Vitesse	1:33.623	3	7	4.993	0.472	90.59
7	71	B	Brian JORDAN	BMW 635 csi	1:34.744	1	9	6.114	1.121	89.52
8	10	A	David SCRIVEN	Toyota Supra Turbo	1:35.740	8	8	7.110	0.996	88.58
9	16	B	Simon LELEU	Rover Tomcat	1:36.382	8	8	7.752	0.642	87.99
10	41	D	Richard IBRAHIM	Alfa Romeo ALFA 33	1:37.949	8	8	9.319	1.567	86.59
11	44	H	Cliff RYAN	Jaguar XJS	1:39.419	4	8	10.789	1.470	85.31
12	37	D	Chris BRIGHT	BMW 325	1:39.725	8	8	11.095	0.306	85.04
13	19	B	Matthew CORDREY	Mitsubishi Starion	1:52.068	7	7	23.438	12.343	75.68
14	24	E	Jon MORTON	Peugeot 205 GTi	1:54.757	6	6	26.127	2.689	73.90
15	26	A	Allan WEYMAN	Chevrolet Camaro IROC-Z		0	0			
16	46	D	Ray WEST	Opel Ascona		0	0			

Weather / Track : Sunny / Dry
 These results are provisional until the conclusion of any judicial and technical matters.

Thruxton
 Circuit Length = 2.3560 miles
 Start: 11:06 End: 11:22

Clerk of Course :		Timekeeper :
-------------------	--	--------------

SVG Motorsport Pre '93 Touring Car Championship

QUALIFYING - RACE 3 - LAP ANALYSIS

1	Craig JAMIESON		B Ford Sierra RS Cosworth				
1 -	1:49.502	+ 20.872	11:10:49.436	5 -	1:36.446	+ 7.816	11:17:07.267
2 -	1:40.827	+ 12.197	11:12:30.263	6 -	1:29.104	+ 0.474	11:18:36.371
3 -	1:31.928	+ 3.298	11:14:02.191	7 -	1:38.575	+ 9.945	11:20:14.946
4 -	1:28.630		11:15:30.821	8 -	1:28.663	+ 0.033	11:21:43.609
4	Tim SCOTT ANDREWS		B Rover Vitesse				
1 -	1:37.001	+ 3.378	11:10:27.132	5 -	1:35.402	+ 1.779	11:16:46.628
2 -	1:34.386	+ 0.763	11:12:01.518	6 -	1:34.116	+ 0.493	11:18:20.744
3 -	1:33.623		11:13:35.141	7 -	1:33.626	+ 0.003	11:19:54.370
4 -	1:36.085	+ 2.462	11:15:11.226				
10	David SCRIVEN		A Toyota Supra Turbo				
1 -	1:43.544	+ 7.804	11:10:36.161	5 -	1:39.218	+ 3.478	11:17:09.049
2 -	1:39.005	+ 3.265	11:12:15.166	6 -	1:35.868	+ 0.128	11:18:44.917
3 -	1:37.547	+ 1.807	11:13:52.713	7 -	1:35.850	+ 0.110	11:20:20.767
4 -	1:37.118	+ 1.378	11:15:29.831	8 -	1:35.740		11:21:56.507
11	Roger STANFORD		C BMW M3				
1 -	1:33.238	+ 1.403	11:09:48.829	6 -	1:31.835		11:17:33.257
2 -	1:35.443	+ 3.608	11:11:24.272	7 -	1:33.728	+ 1.893	11:19:06.985
3 -	1:32.299	+ 0.464	11:12:56.571	8 -	1:32.296	+ 0.461	11:20:39.281
4 -	1:32.601	+ 0.766	11:14:29.172	9 -	1:33.993	+ 2.158	11:22:13.274
5 -	1:32.250	+ 0.415	11:16:01.422				
14	Malcolm WISE		B Ford Sapphire Cosworth				
1 -	1:35.268	+ 2.274	11:10:05.719	6 -	1:33.873	+ 0.879	11:17:57.744
2 -	1:33.750	+ 0.756	11:11:39.469	7 -	1:33.397	+ 0.403	11:19:31.141
3 -	1:34.568	+ 1.574	11:13:14.037	8 -	1:33.436	+ 0.442	11:21:04.577
4 -	1:35.098	+ 2.104	11:14:49.135	9 -	1:32.994		11:22:37.571
5 -	1:34.736	+ 1.742	11:16:23.871				
16	Simon LELEU		B Rover Tomcat				
1 -	1:37.474	+ 1.092	11:10:00.358	5 -	1:38.331	+ 1.949	11:16:48.350
2 -	1:37.468	+ 1.086	11:11:37.826	6 -	1:37.023	+ 0.641	11:18:25.373
3 -	1:36.877	+ 0.495	11:13:14.703	7 -	1:37.544	+ 1.162	11:20:02.917
4 -	1:55.316	+ 18.934	11:15:10.019	8 -	1:36.382		11:21:39.299
19	Matthew CORDREY		B Mitsubishi Starion				
1 -	2:04.129	+ 12.061	11:10:41.079	5 -	1:53.441	+ 1.373	11:18:28.803
2 -	1:59.715	+ 7.647	11:12:40.794	6 -	1:53.275	+ 1.207	11:20:22.078
3 -	1:57.606	+ 5.538	11:14:38.400	7 -	1:52.068		11:22:14.146
4 -	1:56.962	+ 4.894	11:16:35.362				
24	Jon MORTON		E Peugeot 205 GTi				
1 -	2:05.465	+ 10.708	11:11:25.106	4 -	1:58.810	+ 4.053	11:17:25.682
2 -	2:03.986	+ 9.229	11:13:29.092	5 -	2:00.949	+ 6.192	11:19:26.631
3 -	1:57.780	+ 3.023	11:15:26.872	6 -	1:54.757		11:21:21.388
26	Allan WEYMAN		A Chevrolet Camaro IROC-Z				
33	Andrew BUSBY		C BMW E30 M3				
1 -	1:34.917	+ 2.830	11:09:44.515	6 -	1:32.891	+ 0.804	11:17:29.252
2 -	1:33.297	+ 1.210	11:11:17.812	7 -	1:36.315	+ 4.228	11:19:05.567
3 -	1:32.984	+ 0.897	11:12:50.796	8 -	1:32.087		11:20:37.654
4 -	1:32.818	+ 0.731	11:14:23.614	9 -	1:36.301	+ 4.214	11:22:13.955
5 -	1:32.747	+ 0.660	11:15:56.361				
37	Chris BRIGHT		D BMW 325				
1 -	1:49.937	+ 10.212	11:10:16.988	5 -	1:41.881	+ 2.156	11:17:10.293

Weather / Track : Sunny / Dry

Thruxton
Circuit Length = 2.3560 miles
Start: 11:06 End: 11:22

SVG Motorsport Pre '93 Touring Car Championship


QUALIFYING - RACE 3 - LAP ANALYSIS

2 -	1:47.176	+ 7.451	11:12:04.164	6 -	1:40.133	+ 0.408	11:18:50.426
3 -	1:42.960	+ 3.235	11:13:47.124	7 -	1:40.590	+ 0.865	11:20:31.016
4 -	1:41.288	+ 1.563	11:15:28.412	8 -	1:39.725		11:22:10.741
41	Richard IBRAHIM		D Alfa Romeo ALFA 33				
1 -	1:50.329	+ 12.380	11:10:46.010	5 -	1:39.425	+ 1.476	11:17:28.753
2 -	1:42.641	+ 4.692	11:12:28.651	6 -	1:41.694	+ 3.745	11:19:10.447
3 -	1:40.849	+ 2.900	11:14:09.500	7 -	1:39.161	+ 1.212	11:20:49.608
4 -	1:39.828	+ 1.879	11:15:49.328	8 -	1:37.949		11:22:27.557
44	Cliff RYAN		H Jaguar XJS				
1 -	1:48.049	+ 8.630	11:10:44.565	5 -	1:41.442	+ 2.023	11:17:31.882
2 -	1:42.271	+ 2.852	11:12:26.836	6 -	1:42.278	+ 2.859	11:19:14.160
3 -	1:44.185	+ 4.766	11:14:11.021	7 -	1:40.167	+ 0.748	11:20:54.327
4 -	1:39.419		11:15:50.440	8 -	1:39.977	+ 0.558	11:22:34.304
46	Ray WEST		D Opel Ascona				
60	Graham MYERS		B Ford Sierra Cosworth				
1 -	1:35.387	+ 2.236	11:09:58.953	6 -	1:34.247	+ 1.096	11:17:48.952
2 -	1:33.894	+ 0.743	11:11:32.847	7 -	1:34.189	+ 1.038	11:19:23.141
3 -	1:33.421	+ 0.270	11:13:06.268	8 -	1:33.151		11:20:56.292
4 -	1:33.418	+ 0.267	11:14:39.686	9 -	1:35.434	+ 2.283	11:22:31.726
5 -	1:35.019	+ 1.868	11:16:14.705				
71	Brian JORDAN		B BMW 635 csi				
1 -	1:34.744		11:09:52.025	6 -	1:35.985	+ 1.241	11:17:49.399
2 -	1:34.963	+ 0.219	11:11:26.988	7 -	1:36.932	+ 2.188	11:19:26.331
3 -	1:34.968	+ 0.224	11:13:01.956	8 -	1:38.854	+ 4.110	11:21:05.185
4 -	1:35.055	+ 0.311	11:14:37.011	9 -	1:40.704	+ 5.960	11:22:45.889
5 -	1:36.403	+ 1.659	11:16:13.414				

Weather / Track : Sunny / Dry

Thruxton
Circuit Length = 2.3560 miles
Start: 11:06 End: 11:22

SVG Motorsport Pre '93 Touring Car Championship
RACE 3 - GRID - AMENDED

ROW 8	26 Allan WEYMAN	46 Ray WEST
ROW 7	1:52.068 19 Matthew CORDREY	1:54.757 24 Jon MORTON
ROW 6	1:39.419 44 Cliff RYAN	1:39.725 37 Chris BRIGHT
ROW 5	1:36.382 16 Simon LELEU	1:37.949 41 Richard IBRAHIM
ROW 4	1:34.744 71 Brian JORDAN	1:35.740 10 David SCRIVEN
ROW 3	1:33.151 60 Graham MYERS	1:33.623 4 Tim SCOTT ANDREWS
ROW 2	1:32.087 33 Andrew BUSBY	1:32.994 14 Malcolm WISE
ROW 1	1:28.630 1 Craig JAMIESON	1:31.835 11 Roger STANFORD
Pole		
		

Thruxton
 Circuit Length = 2.3560 miles

These results are provisional until the conclusion of any judicial and technical matters.

Clerk of Course :		Timekeeper :

SVG Motorsport Pre '93 Touring Car Championship

RACE 3 - CLASSIFICATION

POS	NO	CL	NAME	ENTRY	LAPS	TIME	GAP	DIFF	MPH	BEST	ON
1	33	C	Andrew BUSBY	BMW E30 M3	10	15:29.387			91.25	1:31.796	7
2	11	C	Roger STANFORD	BMW M3	10	15:29.911	0.524	0.524	91.20	1:31.906	4
3	46	D	Ray WEST	Opel Ascona	10	15:31.171	1.784	1.260	91.08	1:30.489	7
4	14	B	Malcolm WISE	Ford Sapphire Cosworth	10	15:33.395	4.008	2.224	90.86	1:31.332	2
5	60	B	Graham MYERS	Ford Sierra Cosworth	10	15:37.330	7.943	3.935	90.48	1:31.248	2
6	4	B	Tim SCOTT ANDREWS	Rover Vitesse	10	15:49.138	19.751	11.808	89.36	1:32.842	5
7	16	B	Simon LELEU	Rover Tomcat	10	16:08.556	39.169	19.418	87.56	1:35.078	9
8	10	A	David SCRIVEN	Toyota Supra Turbo	10	16:14.669	45.282	6.113	87.01	1:34.254	9
9	71	B	Brian JORDAN	BMW 635 csi	10	16:18.536	49.149	3.867	86.67	1:35.388	2
10	44	H	Cliff RYAN	Jaguar XJS	10	16:34.753	1:05.366	16.217	85.26	1:37.386	9
11	41	D	Richard IBRAHIM	Alfa Romeo ALFA 33	10	16:35.705	1:06.318	0.952	85.18	1:37.913	8
12	37	D	Chris BRIGHT	BMW 325	9	15:31.565	1 lap	1 lap	81.94	1:41.194	2
13	24	E	Jon MORTON	Peugeot 205 GTi	8	15:43.855	2 laps	1 lap	71.88	1:54.230	2

NOT CLASSIFIED

DNF	26	A	Allan WEYMAN	Chevrolet Camaro IROC-Z	4	7:08.800	6 laps	4 laps	79.11	1:42.098	2
DNF	1	B	Craig JAMIESON	Ford Sierra RS Cosworth	4	12:13.220	6 laps	5:04.420	46.27	1:30.886	2
DNF	19	B	Matthew CORDREY	Mitsubishi Starion	3	5:20.821	7 laps	1 lap	79.31	1:39.698	2

FASTEST LAP

46	D	Ray WEST	Opel Ascona	7	1:30.489	93.73 mph	150.84 kph
1	B	Craig JAMIESON	Ford Sierra RS Cosworth	2	1:30.886	93.32 mph	150.18 kph
33	C	Andrew BUSBY	BMW E30 M3	7	1:31.796	92.39 mph	148.69 kph
10	A	David SCRIVEN	Toyota Supra Turbo	9	1:34.254	89.98 mph	144.81 kph
44	H	Cliff RYAN	Jaguar XJS	9	1:37.386	87.09 mph	140.16 kph
24	E	Jon MORTON	Peugeot 205 GTi	2	1:54.230	74.24 mph	119.49 kph

Weather / Track : Sunny / Dry

These results are provisional until the conclusion of any judicial and technical matters.

Thruxton

Circuit Length = 2.3560 miles

Start: 15:04 End: 15:20

Clerk of Course :	Timekeeper :
-------------------	--------------

SVG Motorsport Pre '93 Touring Car Championship
RACE 3 - LAP CHART

Lap 1			Lap 2			Lap 3			Lap 4			Lap 5		
No	Behind	Laptime	No	Behind	Laptime	No	Behind	Laptime	No	Behind	Laptime	No	Behind	Laptime
11		1:35.121	1		1:30.886	11		1:32.511	11		1:31.906	11		1:32.530
1	0.654	1:35.775	11	0.877	1:32.417	33	1.378	1:33.345	33	1.347	1:31.875	33	0.727	1:31.910
33	1.103	1:36.224	33	1.421	1:31.858	14	2.200	1:33.186	14	2.740	1:32.446	14	3.107	1:32.897
14	2.610	1:37.731	14	2.402	1:31.332	60	2.764	1:32.723	60	4.998	1:34.140	60	5.315	1:32.847
60	3.721	1:38.842	60	3.429	1:31.248	46	11.947	1:34.748	46	12.340	1:32.299	24	1 LAP	2:01.312
10	6.312	1:41.433	10	10.423	1:35.651	4	13.284	1:34.910	4	15.277	1:33.899	46	11.892	1:32.082
16	8.398	1:43.519	46	10.587	1:32.303	10	14.208	1:37.173	10	18.797	1:36.495	4	15.589	1:32.842
4	9.268	1:44.389	4	11.762	1:34.034	16	15.271	1:36.129	16	21.030	1:37.665	10	22.797	1:36.530
46	9.824	1:44.945	16	12.530	1:35.672	71	16.513	1:35.390	71	21.069	1:36.462	16	23.901	1:35.401
71	10.663	1:45.784	71	14.511	1:35.388	44	24.812	1:39.003	41	32.398	1:39.178	71	25.832	1:37.293
41	12.002	1:47.123	44	19.197	1:37.997	41	25.126	1:38.753	44	32.625	1:39.719	41	37.968	1:38.100
44	12.740	1:47.861	41	19.761	1:39.299	37	34.690	1:42.259	37	45.023	1:42.239	44	38.819	1:38.724
19	13.889	1:49.010	19	22.047	1:39.698	26	40.373	1:43.067	26	56.845	1:48.378	37	54.148	1:41.655
37	16.165	1:51.286	37	25.819	1:41.194	19	40.772	1:52.113 P						
26	20.136	1:55.257	26	30.694	1:42.098	24	1:09.635	1:54.311						
24	26.022	2:01.143	24	48.712	1:54.230									

Weather / Track : Sunny / Dry

Thruxton
 Circuit Length = 2.3560 miles
 Start: 15:04 End: 15:20

SVG Motorsport Pre '93 Touring Car Championship


RACE 3 - LAP CHART

Lap 6			Lap 7			Lap 8			Lap 9			Lap 10		
No	Behind	Laptime	No	Behind	Laptime	No	Behind	Laptime	No	Behind	Laptime	No	Behind	Laptime
11		1:33.547	11		1:32.822	11		1:32.462	11		1:32.578	33		1:32.771
33	1.852	1:34.672	33	0.826	1:31.796	33	0.808	1:32.444	33	0.722	1:32.492	11	0.524	1:34.017
14	2.758	1:33.198	14	3.015	1:33.079	14	2.803	1:32.250	14	3.188	1:32.963	46	1.784	1:30.709
60	6.572	1:34.804	60	6.095	1:32.345	46	6.115	1:31.074	46	4.568	1:31.031	37	1 LAP	1:45.191
46	9.836	1:31.491	46	7.503	1:30.489	60	6.906	1:33.273	60	8.401	1:34.073	14	4.008	1:34.313
4	16.419	1:34.377	4	16.915	1:33.318	4	17.607	1:33.154	4	18.935	1:33.906	60	7.943	1:33.035
1	3 LAPS	6:38.240 P	10	29.814	1:35.359	10	32.534	1:35.182	10	34.210	1:34.254	24	2 LAPS	1:58.838
10	27.277	1:38.027	16	31.235	1:35.364	16	33.899	1:35.126	16	36.399	1:35.078	4	19.751	1:34.309
16	28.693	1:38.339	71	33.974	1:37.470	71	40.557	1:39.045	71	44.814	1:36.835	16	39.169	1:36.263
71	29.326	1:37.041	41	49.199	1:38.735	41	54.650	1:37.913	44	1:00.378	1:37.386	10	45.282	1:44.565
24	1 LAP	2:01.164	44	49.719	1:38.534	44	55.570	1:38.313	41	1:00.817	1:38.745	71	49.149	1:37.828
41	43.286	1:38.865	24	1 LAP	1:56.326	24	1 LAP	1:56.531				44	1:05.366	1:38.481
44	44.007	1:38.735	37	1:12.119	1:42.491	37	1:23.058	1:43.401				41	1:06.318	1:38.994
37	1:02.450	1:41.849	1	3 LAPS	2:28.319									

Weather / Track : Sunny / Dry

Thruxton
Circuit Length = 2.3560 miles
Start: 15:04 End: 15:20

SVG Motorsport Pre '93 Touring Car Championship
RACE 8 - GRID

ROW 8	1 Craig JAMIESON	19 Matthew CORDREY
ROW 7	24 Jon MORTON	26 Allan WEYMAN
ROW 6	41 Richard IBRAHIM	37 Chris BRIGHT
ROW 5	71 Brian JORDAN	44 Cliff RYAN
ROW 4	16 Simon LELEU	10 David SCRIVEN
ROW 3	60 Graham MYERS	4 Tim SCOTT ANDREWS
ROW 2	46 Ray WEST	14 Malcolm WISE
ROW 1	33 Andrew BUSBY	11 Roger STANFORD
Pole		
		

Thrupton
 Circuit Length = 2.3560 miles

These results are provisional until the conclusion of any judicial and technical matters.

Clerk of Course :		Timekeeper :

SVG Motorsport Pre '93 Touring Car Championship

RACE 8 - CLASSIFICATION

POS	NO	CL	NAME	ENTRY	LAPS	TIME	GAP	DIFF	MPH	BEST	ON
1	11	C	Roger STANFORD	BMW M3	10	15:17.951			92.39	1:29.919	3
2	33	C	Andrew BUSBY	BMW E30 M3	10	15:18.892	0.941	0.941	92.30	1:30.898	2
3	46	D	David HICKTON	Opel Ascona	10	15:25.690	7.739	6.798	91.62	1:30.262	5
4	60	B	Graham MYERS	Ford Sierra Cosworth	10	15:27.224	9.273	1.534	91.47	1:30.641	3
5	4	B	Tim SCOTT ANDREWS	Rover Vitesse	10	15:28.117	10.166	0.893	91.38	1:31.079	3
6	14	B	Malcolm WISE	Ford Sapphire Cosworth	10	15:40.475	22.524	12.358	90.18	1:29.912	2
7	10	A	David SCRIVEN	Toyota Supra Turbo	10	16:11.455	53.504	30.980	87.30	1:34.456	2
8	44	H	Cliff RYAN	Jaguar XJS	10	16:20.355	1:02.404	8.900	86.51	1:35.879	6
9	71	B	Brian JORDAN	BMW 635 csi	10	16:20.526	1:02.575	0.171	86.50	1:36.231	5
10	41	D	Richard IBRAHIM	Alfa Romeo ALFA 33	10	16:21.295	1:03.344	0.769	86.43	1:35.988	9
11	37	D	Chris BRIGHT	BMW 325	10	16:36.869	1:18.918	15.574	85.08	1:37.943	4
12	24	E	Jon MORTON	Peugeot 205 GTi	8	15:30.499	2 laps	2 laps	72.92	1:55.179	2

NOT CLASSIFIED

DNF	16	B	Simon LELEU	Rover Tomcat	1	1:43.790	9 laps	7 laps	81.71		
-----	----	---	-------------	--------------	---	----------	--------	--------	-------	--	--

FASTEST LAP

14	B	Malcolm WISE	Ford Sapphire Cosworth	2	1:29.912	94.33 mph	151.81 kph
11	C	Roger STANFORD	BMW M3	3	1:29.919	94.32 mph	151.80 kph
46	D	David HICKTON	Opel Ascona	5	1:30.262	93.96 mph	151.22 kph
10	A	David SCRIVEN	Toyota Supra Turbo	2	1:34.456	89.79 mph	144.50 kph
44	H	Cliff RYAN	Jaguar XJS	6	1:35.879	88.46 mph	142.36 kph
24	E	Jon MORTON	Peugeot 205 GTi	2	1:55.179	73.63 mph	118.50 kph

Weather / Track : Sunny / Dry

These results are provisional until the conclusion of any judicial and technical matters.

Thruxton

Circuit Length = 2.3560 miles

Start: 17:40 End: 17:56

Clerk of Course :

Timekeeper :

SVG Motorsport Pre '93 Touring Car Championship
RACE 8 - LAP CHART

Lap 1			Lap 2			Lap 3			Lap 4			Lap 5		
No	Behind	Laptime	No	Behind	Laptime	No	Behind	Laptime	No	Behind	Laptime	No	Behind	Laptime
11		1:34.515	11		1:30.173	11		1:29.919	11		1:31.350	11		1:32.824
33	1.267	1:35.782	33	1.992	1:30.898	33	3.163	1:31.090	33	3.074	1:31.261	33	2.561	1:32.311
14	3.130	1:37.645	14	2.869	1:29.912	14	4.420	1:31.470	14	5.535	1:32.465	60	7.381	1:32.772
60	4.291	1:38.806	60	5.353	1:31.235	60	6.075	1:30.641	60	7.433	1:32.708	4	8.252	1:32.878
4	5.541	1:40.056	4	6.990	1:31.622	4	8.150	1:31.079	4	8.198	1:31.398	24	1 LAP	1:56.347
10	6.413	1:40.928	10	10.696	1:34.456	46	14.458	1:31.825	46	13.749	1:30.641	14	8.655	1:35.944
16	9.275	1:43.790	46	12.552	1:32.109	10	16.004	1:35.227	10	21.439	1:36.785	46	11.187	1:30.262
71	10.405	1:44.920	71	17.335	1:37.103	71	25.715	1:38.299	71	31.893	1:37.528	10	25.273	1:36.658
46	10.616	1:45.131	44	17.962	1:36.634	44	25.933	1:37.890	44	32.425	1:37.842	71	35.300	1:36.231
44	11.501	1:46.016	41	19.550	1:36.888	41	26.682	1:37.051	41	33.883	1:38.551	44	36.326	1:36.725
41	12.835	1:47.350	37	22.164	1:38.784	37	30.726	1:38.481	37	37.319	1:37.943	41	37.366	1:36.307
37	13.553	1:48.068	24	49.786	1:55.179	24	1:16.136	1:56.269				37	42.622	1:38.127
24	24.780	1:59.295												

Weather / Track : Sunny / Dry

Thruxton
 Circuit Length = 2.3560 miles
 Start: 17:40 End: 17:56

SVG Motorsport Pre '93 Touring Car Championship

RACE 8 - LAP CHART

Lap 6			Lap 7			Lap 8			Lap 9			Lap 10		
No	Behind	Laptime	No	Behind	Laptime	No	Behind	Laptime	No	Behind	Laptime	No	Behind	Laptime
11		1:31.836	11		1:31.719	11		1:32.969	11		1:31.277	11		1:31.369
33	2.773	1:32.048	33	2.963	1:31.909	33	1.242	1:31.248	33	1.183	1:31.218	33	0.941	1:31.127
60	7.563	1:32.018	60	7.783	1:31.939	60	6.641	1:31.827	60	7.013	1:31.649	46	7.739	1:31.234
4	8.775	1:32.359	4	8.763	1:31.707	46	7.589	1:31.320	46	7.874	1:31.562	60	9.273	1:33.629
14	9.711	1:32.892	46	9.238	1:31.093	4	8.987	1:33.193	4	8.955	1:31.245	4	10.166	1:32.580
46	9.864	1:30.513	14	11.713	1:33.721	14	13.451	1:34.707	14	17.665	1:35.491	24	2 LAPS	1:56.584
10	31.260	1:37.823	10	36.396	1:36.855	10	40.477	1:37.050	10	47.535	1:38.335	14	22.524	1:36.228
24	1 LAP	1:55.537	71	44.647	1:36.667	71	49.521	1:37.843	71	55.139	1:36.895	10	53.504	1:37.338
71	39.699	1:36.235	44	45.528	1:36.878	44	50.788	1:38.229	44	55.988	1:36.477	44	1:02.404	1:37.785
44	40.369	1:35.879	41	47.616	1:37.315	41	51.977	1:37.330	41	56.688	1:35.988	71	1:02.575	1:38.805
41	42.020	1:36.490	24	1 LAP	1:56.007	37	1:03.978	1:40.005	37	1:10.932	1:38.231	41	1:03.344	1:38.025
37	50.421	1:39.635	37	56.942	1:38.240	24	1 LAP	1:55.281				37	1:18.918	1:39.355

Weather / Track : Sunny / Dry

Thruxton
Circuit Length = 2.3560 miles
Start: 17:40 End: 17:56

BARC / Dunlop Clubmans Cup

QUALIFYING - RACE 4 - CLASSIFICATION

POS	NO	CL	NAME	ENTRY	TIME	ON	LAPS	GAP	DIFF	MPH
1	2		Jonathan HAIR	Mallock Mk36 Beagle 1600	1:21.465	8	10			104.11
2	10		Daniel GIBSON	Nemesis K9	1:22.323	4	7	0.858	0.858	103.02
3	56		Russell MUNNS	Mallock Mk28/30	1:23.459	7	10	1.994	1.136	101.62
4	1		Barry WEBB	Mallock Mk23B	1:24.210	9	9	2.745	0.751	100.71
5	6		Alex CHAMPKIN	Vision V85/9	1:24.261	10	10	2.796	0.051	100.65
6	33		Tom BROWN	Mallock Mk29	1:25.407	3	9	3.942	1.146	99.30
7	8		Marcus BICKNELL	Mallock Mk26 SG EB	1:25.537	5	5	4.072	0.130	99.15
8	23		Christopher BURNHAM	Mallock Mk21	1:28.344	3	8	6.879	2.807	96.00
9	60		Brian JORDAN	Mallock Mk28/30	1:28.829	2	9	7.364	0.485	95.48
10	11		Phillip ALLEN	Phantom 1600	1:31.038	6	9	9.573	2.209	93.16
11	99		Graeme SMITH	Mallock	1:32.000	3	3	10.535	0.962	92.19

Car 23 - Please fit a working transponder

Weather / Track : Sunny / Dry

These results are provisional until the conclusion of any judicial and technical matters.

Thruxton

Circuit Length = 2.3560 miles

Start: 11:26 End: 11:43

Clerk of Course :		Timekeeper :
-------------------	--	--------------

BARC / Dunlop Clubmans Cup

QUALIFYING - RACE 4 - LAP ANALYSIS

1	Barry WEBB		Mallock Mk23B				
1 -	1:30.429	+ 6.219	11:29:39.727	6 -	1:29.212	+ 5.002	11:36:49.379
2 -	1:24.775	+ 0.565	11:31:04.502	7 -	1:26.059	+ 1.849	11:38:15.438
3 -	1:25.487	+ 1.277	11:32:29.989	8 -	1:36.662	+ 12.452	11:39:52.100
4 -	1:24.675	+ 0.465	11:33:54.664	9 -	1:24.210		11:41:16.310
5 -	1:25.503	+ 1.293	11:35:20.167				
2	Jonathan HAIR		Mallock Mk36 Beagle 1600				
1 -	1:25.430	+ 3.965	11:29:55.468	6 -	1:22.603	+ 1.138	11:36:54.538
2 -	1:24.508	+ 3.043	11:31:19.976	7 -	1:21.892	+ 0.427	11:38:16.430
3 -	1:22.507	+ 1.042	11:32:42.483	8 -	1:21.465		11:39:37.895
4 -	1:23.778	+ 2.313	11:34:06.261	9 -	1:21.712	+ 0.247	11:40:59.607
5 -	1:25.674	+ 4.209	11:35:31.935	10 -	1:22.084	+ 0.619	11:42:21.691
6	Alex CHAMPKIN		Vision V85/9				
1 -	1:29.366	+ 5.105	11:29:41.495	6 -	1:35.575	+ 11.314	11:36:57.081
2 -	1:25.398	+ 1.137	11:31:06.893	7 -	1:24.504	+ 0.243	11:38:21.585
3 -	1:24.722	+ 0.461	11:32:31.615	8 -	1:25.210	+ 0.949	11:39:46.795
4 -	1:24.555	+ 0.294	11:33:56.170	9 -	1:26.635	+ 2.374	11:41:13.430
5 -	1:25.336	+ 1.075	11:35:21.506	10 -	1:24.261		11:42:37.691
8	Marcus BICKNELL		Mallock Mk26 SG EB				
1 -	1:31.244	+ 5.707	11:32:30.677	4 -	1:26.287	+ 0.750	11:37:03.614
2 -	1:35.393	+ 9.856	11:34:06.070	5 -	1:25.537		11:38:29.151
3 -	1:31.257	+ 5.720	11:35:37.327				
10	Daniel GIBSON		Nemesis K9				
1 -	6:04.123 P	+ 4:41.800	11:34:11.849	5 -	1:22.341	+ 0.018	11:39:48.389
2 -	1:29.136	+ 6.813	11:35:40.985	6 -	1:23.187	+ 0.864	11:41:11.576
3 -	1:22.740	+ 0.417	11:37:03.725	7 -	1:22.528	+ 0.205	11:42:34.104
4 -	1:22.323		11:38:26.048				
11	Phillip ALLEN		Phantom 1600				
1 -	1:36.823	+ 5.785	11:29:48.926	6 -	1:31.038		11:37:37.226
2 -	1:37.558	+ 6.520	11:31:26.484	7 -	1:51.597	+ 20.559	11:39:28.823
3 -	1:34.285	+ 3.247	11:33:00.769	8 -	1:33.072	+ 2.034	11:41:01.895
4 -	1:33.845	+ 2.807	11:34:34.614	9 -	1:31.327	+ 0.289	11:42:33.222
5 -	1:31.574	+ 0.536	11:36:06.188				
23	Christopher BURNHAM		Mallock Mk21				
1 -	1:33.785	+ 5.441	11:29:49.984	5 -	1:30.024	+ 1.680	11:37:22.911
2 -	3:04.260	+ 1:35.916	11:32:54.244	6 -	1:28.723	+ 0.379	11:38:51.634
3 -	1:28.344		11:34:22.588	7 -	1:29.853	+ 1.509	11:40:21.487
4 -	1:30.299	+ 1.955	11:35:52.887	8 -	1:29.622	+ 1.278	11:41:51.109
33	Tom BROWN		Mallock Mk29				
1 -	1:28.078	+ 2.671	11:29:50.318	6 -	1:25.439	+ 0.032	11:37:00.810
2 -	1:25.846	+ 0.439	11:31:16.164	7 -	1:26.180	+ 0.773	11:38:26.990
3 -	1:25.407		11:32:41.571	8 -	1:26.403	+ 0.996	11:39:53.393
4 -	1:27.713	+ 2.306	11:34:09.284	9 -	1:25.628	+ 0.221	11:41:19.021
5 -	1:26.087	+ 0.680	11:35:35.371				
56	Russell MUNNS		Mallock Mk28/30				
1 -	1:26.886	+ 3.427	11:29:37.053	6 -	1:23.464	+ 0.005	11:36:40.082
2 -	1:25.257	+ 1.798	11:31:02.310	7 -	1:23.459		11:38:03.541
3 -	1:25.562	+ 2.103	11:32:27.872	8 -	1:25.282	+ 1.823	11:39:28.823
4 -	1:25.059	+ 1.600	11:33:52.931	9 -	1:24.840	+ 1.381	11:40:53.663
5 -	1:23.687	+ 0.228	11:35:16.618	10 -	1:23.947	+ 0.488	11:42:17.610
60	Brian JORDAN		Mallock Mk28/30				
1 -	1:35.307	+ 6.478	11:29:42.926	6 -	1:29.727	+ 0.898	11:37:12.743

Car 23 - Please fit a working transponder

Weather / Track : Sunny / Dry

Thruxton

Circuit Length = 2.3560 miles

Start: 11:26 End: 11:43

BARC / Dunlop Clubmans Cup
QUALIFYING - RACE 4 - LAP ANALYSIS


2 -	1:28.829		11:31:11.755	7 -	1:29.326	+ 0.497	11:38:42.069
3 -	1:29.436	+ 0.607	11:32:41.191	8 -	1:30.399	+ 1.570	11:40:12.468
4 -	1:32.195	+ 3.366	11:34:13.386	9 -	1:30.368	+ 1.539	11:41:42.836
5 -	1:29.630	+ 0.801	11:35:43.016				
99	Graeme SMITH		Mallock				
1 -	1:33.404	+ 1.404	11:29:58.569	3 -	1:32.000		11:33:02.932
2 -	1:32.363	+ 0.363	11:31:30.932				

Car 23 - Please fit a working transponder

Weather / Track : Sunny / Dry

Thruxton
 Circuit Length = 2.3560 miles
 Start: 11:26 End: 11:43

BARC / Dunlop Clubmans Cup
RACE 4 - GRID

ROW 6	1:32.000 99 Graeme SMITH	
ROW 5	1:28.829 60 Brian JORDAN	1:31.038 11 Phillip ALLEN
ROW 4	1:25.537 8 Marcus BICKNELL	1:28.344 23 Christopher BURNHAM
ROW 3	1:24.261 6 Alex CHAMPKIN	1:25.407 33 Tom BROWN
ROW 2	1:23.459 56 Russell MUNNS	1:24.210 1 Barry WEBB
ROW 1	1:21.465 2 Jonathan HAIR	1:22.323 10 Daniel GIBSON
Pole		
		

Thruxton
 Circuit Length = 2.3560 miles

These results are provisional until the conclusion of any judicial and technical matters.

Clerk of Course :		Timekeeper :

BARC / Dunlop Clubmans Cup

RACE 4 - CLASSIFICATION

POS	NO	CL	NAME	ENTRY	LAPS	TIME	GAP	DIFF	MPH	BEST	ON
1	10		Daniel GIBSON	Nemesis K9	15	20:56.918			101.21	1:21.304	4
2	56		Russell MUNNS	Mallock Mk28/30	15	20:57.679	0.761	0.761	101.15	1:22.419	15
3	6		Alex CHAMPKIN	Vision V85/9	15	21:27.634	30.716	29.955	98.80	1:23.299	9
4	1		Barry WEBB	Mallock Mk23B	15	21:30.891	33.973	3.257	98.55	1:24.704	14
5	8		Marcus BICKNELL	Mallock Mk26 SG EB	15	21:32.081	35.163	1.190	98.46	1:24.168	2
6	33		Tom BROWN	Mallock Mk29	15	21:32.154	35.236	0.073	98.45	1:24.648	5
7	99		Graeme SMITH	Mallock	15	21:54.774	57.856	22.620	96.76	1:25.989	15
8	23		Christopher BURNHAM	Mallock Mk21	15	22:27.847	1:30.929	33.073	94.39	1:26.799	8
9	11		Phillip ALLEN	Phantom 1600	14	21:10.874	1 lap	1 lap	93.43	1:28.880	7
NOT CLASSIFIED											
DNF	60		Brian JORDAN	Mallock Mk28/30	9	13:16.761	6 laps	5 laps	95.80	1:25.841	8
DNF	2		Jonathan HAIR	Mallock Mk36 Beagle 1600	7	9:44.214	8 laps	2 laps	101.62	1:21.744	6
FASTEST LAP											
	10		Daniel GIBSON	Nemesis K9	4	1:21.304			104.31 mph	167.88 kph	

Weather / Track : Sunny / Dry

These results are provisional until the conclusion of any judicial and technical matters.

Thruxton

Circuit Length = 2.3560 miles

Start: 15:32 End: 15:54

Clerk of Course :		Timekeeper :
-------------------	--	--------------

BARC / Dunlop Clubmans Cup
RACE 4 - LAP CHART

Lap 1			Lap 2			Lap 3			Lap 4			Lap 5		
No	Behind	Laptime	No	Behind	Laptime	No	Behind	Laptime	No	Behind	Laptime	No	Behind	Laptime
1		1:30.685	10		1:21.989	2		1:21.902	10		1:21.304	10		1:21.713
2	0.366	1:31.051	2	0.262	1:23.186	10	0.176	1:22.340	2	0.370	1:21.850	2	0.563	1:21.906
10	1.301	1:31.986	56	2.300	1:23.672	56	2.923	1:22.787	56	4.509	1:23.066	56	6.365	1:23.569
56	1.918	1:32.603	8	3.702	1:24.168	8	6.140	1:24.602	8	10.221	1:25.561	8	13.741	1:25.233
8	2.824	1:33.509	1	4.445	1:27.735	1	7.045	1:24.764	1	10.990	1:25.425	1	14.061	1:24.784
33	3.280	1:33.965	6	4.877	1:24.630	6	7.512	1:24.799	33	11.580	1:24.892	33	14.515	1:24.648
6	3.537	1:34.222	33	5.233	1:25.243	33	8.168	1:25.099	6	20.119	1:34.087	6	22.647	1:24.241
60	7.026	1:37.711	60	12.522	1:28.786	60	17.291	1:26.933	60	24.071	1:28.260	60	30.154	1:27.796
99	8.534	1:39.219	99	13.271	1:28.027	99	17.672	1:26.565	99	24.743	1:28.551	99	30.690	1:27.660
23	8.897	1:39.582	23	16.051	1:30.444	23	23.819	1:29.932	23	30.090	1:27.751	23	35.518	1:27.141
11	9.747	1:40.432	11	16.107	1:29.650	11	25.227	1:31.284	11	33.530	1:29.783	11	41.126	1:29.309

Weather / Track : Sunny / Dry

Thruxton
 Circuit Length = 2.3560 miles
 Start: 15:32 End: 15:54

BARC / Dunlop Clubmans Cup
RACE 4 - LAP CHART

Lap 6			Lap 7			Lap 8			Lap 9			Lap 10		
No	Behind	Laptime	No	Behind	Laptime	No	Behind	Laptime	No	Behind	Laptime	No	Behind	Laptime
10		1:21.489	10		1:21.918	10		1:23.570	10		1:27.475	10		1:25.260
2	0.818	1:21.744	2	1.475	1:22.575	56	8.517	1:22.880	56	4.750	1:23.708	56	2.474	1:22.984
56	8.182	1:23.306	56	9.207	1:22.943	8	23.457	1:25.415	8	21.778	1:25.796	8	22.481	1:25.963
8	18.032	1:25.780	8	21.612	1:25.498	33	25.501	1:26.411	1	23.875	1:24.875	1	23.482	1:24.867
1	18.782	1:26.210	1	22.581	1:25.717	1	26.475	1:27.464	33	24.071	1:26.045	6	23.695	1:24.709
33	19.070	1:26.044	33	22.660	1:25.508	6	28.422	1:24.529	6	24.246	1:23.299	33	25.052	1:26.241
6	25.635	1:24.477	6	27.463	1:23.746	60	42.310	1:25.841	99	42.344	1:26.644	99	43.640	1:26.556
60	35.505	1:26.840	60	40.039	1:26.452	99	43.175	1:26.015	60	42.977	1:28.142	23	54.781	1:28.219
99	35.985	1:26.784	99	40.730	1:26.663	23	51.117	1:26.799	23	51.822	1:28.180	11	1:08.138	1:29.308
23	42.179	1:28.150	23	47.888	1:27.627	11	1:01.696	1:29.356	11	1:04.090	1:29.869			
11	48.948	1:29.311	11	55.910	1:28.880									

Weather / Track : Sunny / Dry

Thruxton
 Circuit Length = 2.3560 miles
 Start: 15:32 End: 15:54

BARC / Dunlop Clubmans Cup
RACE 4 - LAP CHART

Lap 11			Lap 12			Lap 13			Lap 14			Lap 15		
No	Behind	Laptime	No	Behind	Laptime	No	Behind	Laptime	No	Behind	Laptime	No	Behind	Laptime
10		1:22.270	10		1:23.408	10		1:23.268	10		1:25.160	10		1:23.768
56	3.384	1:23.180	56	3.631	1:23.655	56	3.564	1:23.201	56	2.110	1:23.706	56	0.761	1:22.419
8	26.511	1:26.300	6	30.112	1:26.330	6	31.333	1:24.489	11	1 LAP	1:32.413	11	1 LAP	1:31.427
1	26.947	1:25.735	1	30.196	1:26.657	1	32.578	1:25.650	6	30.587	1:24.414	6	30.716	1:23.897
6	27.190	1:25.765	8	30.979	1:27.876	8	33.458	1:25.747	1	32.122	1:24.704	1	33.973	1:25.619
33	27.522	1:24.740	33	31.438	1:27.324	33	34.338	1:26.168	8	33.407	1:25.109	8	35.163	1:25.524
99	48.503	1:27.133	99	51.599	1:26.504	99	54.530	1:26.199	33	34.219	1:25.041	33	35.236	1:24.785
23	1:03.245	1:30.734	23	1:11.025	1:31.188	23	1:18.013	1:30.256	99	55.635	1:26.265	99	57.856	1:25.989
11	1:16.099	1:30.231	11	1:22.312	1:29.621				23	1:23.333	1:30.480	23	1:30.929	1:31.364

Weather / Track : Sunny / Dry

Thruxton
 Circuit Length = 2.3560 miles
 Start: 15:32 End: 15:54

**Platinum Press Classic Thunder Touring Car Championship inc. BOSS
QUALIFYING - RACE 5 - CLASSIFICATION**

POS	NO	CL	NAME	ENTRY	TIME	ON	LAPS	GAP	DIFF	MPH
1	1	C	Joss RONCHETTI	Talbot Sunbeam Lotus	1:23.390	5	7			101.70
2	51	D	Gareth PORTER	Peugeot 205	1:24.459	7	9	1.069	1.069	100.42
3	76	D	Garrie WHITTAKER	BMW E36 M3	1:25.111	6	10	1.721	0.652	99.65
4	74	B	Neil PHILPOTTS	Mitsubishi Starion	1:25.199	4	4	1.809	0.088	99.55
5	28	B	Allan DAVIES	BMW M3	1:26.876	7	9	3.486	1.677	97.62
6	35	A2	Stacy VICKERS	Mazda RX7	1:27.244	3	6	3.854	0.368	97.21
7	82	B	Peter TAYLOR	Ford Sierra Cosworth	1:28.314	7	7	4.924	1.070	96.03
8	19	5	Graham WAIT	Ford Sierra Cosworth	1:28.906	3	4	5.516	0.592	95.39
9	37	1	Ashley BIRD	Ford Sierra	1:30.116	7	7	6.726	1.210	94.11
10	23	1	Craig RAINER	Ford Escort MK II	1:31.030	6	9	7.640	0.914	93.17
11	43	A2	Keith BUTCHER	Nissan Primera Supertouring	1:31.104	8	9	7.714	0.074	93.09
12	47	A2	Piers GRANGE	Ford Sierra XR8	1:31.651	7	8	8.261	0.547	92.54
13	31	F	Stuart MacMASTER	Honda Integra Type R	1:32.343	8	8	8.953	0.692	91.84
14	40	D	Des THRESH	BMW E30 M3	1:33.387	7	9	9.997	1.044	90.82
15	57	2	Simon BEAMENT	Ford Escort	1:34.971	6	8	11.581	1.584	89.30
16	87	2	Trevor MITCHELL	Ford Fiesta	1:36.562	5	8	13.172	1.591	87.83
17	58	3	Steven HORNER	Ford Fiesta XR2	1:37.069	8	8	13.679	0.507	87.37
18	15	3	James HORNER	Ford Fiesta	1:39.145	7	7	15.755	2.076	85.54
19	41	4	Robert TAYLOR	Ford Fiesta	1:39.854	7	7	16.464	0.709	84.93
20	85	4	Laurence BALL	Ford XR2	1:41.423	5	8	18.033	1.569	83.62
21	53	4	Graham STEPHENS	Ford Fiesta XR2i	1:41.603	3	8	18.213	0.180	83.47
22	21	4	Alan WILLETT	Ford Fiesta	1:50.630	7	7	27.240	9.027	76.66

Cars 43 and 87 - Please fit a working transponder

Car 47 - transponder intermittent - please check

Weather / Track : Sunny / Dry

These results are provisional until the conclusion of any judicial and technical matters.

Thrupton

Circuit Length = 2.3560 miles

Start: 11:48 End: 12:06

Clerk of Course :		Timekeeper :
-------------------	--	--------------

**Platinum Press Classic Thunder Touring Car Championship inc. BOSS
QUALIFYING - RACE 5 - LAP ANALYSIS**

1	Joss RONCHETTI		C Talbot Sunbeam Lotus			
1 -	1:26.502	+ 3.112	11:52:33.368	5 -	1:23.390	11:58:10.884
2 -	1:26.125	+ 2.735	11:53:59.493	6 -	1:23.680	+ 0.290 11:59:34.564
3 -	1:24.097	+ 0.707	11:55:23.590	7 -	1:23.566	+ 0.176 12:00:58.130
4 -	1:23.904	+ 0.514	11:56:47.494			
15	James HORNER		3 Ford Fiesta			
1 -	1:58.025	+ 18.880	11:54:00.298	5 -	1:40.189	+ 1.044 12:00:49.164
2 -	1:44.122	+ 4.977	11:55:44.420	6 -	1:42.703	+ 3.558 12:02:31.867
3 -	1:41.963	+ 2.818	11:57:26.383	7 -	1:39.145	12:04:11.012
4 -	1:42.592	+ 3.447	11:59:08.975			
19	Graham WAIT		5 Ford Sierra Cosworth			
1 -	1:43.525	+ 14.619	11:53:31.993	3 -	1:28.906	11:56:38.226
2 -	1:37.327	+ 8.421	11:55:09.320	4 -	1:30.818	+ 1.912 11:58:09.044
21	Alan WILLETT		4 Ford Fiesta			
1 -	1:56.015	+ 5.385	11:53:35.701	5 -	1:54.019	+ 3.389 12:01:17.007
2 -	1:52.990	+ 2.360	11:55:28.691	6 -	1:51.058	+ 0.428 12:03:08.065
3 -	1:56.722	+ 6.092	11:57:25.413	7 -	1:50.630	12:04:58.695
4 -	1:57.575	+ 6.945	11:59:22.988			
23	Craig RAINER		1 Ford Escort MK II			
1 -	1:36.664	+ 5.634	11:52:53.076	6 -	1:31.030	12:00:36.811
2 -	1:33.396	+ 2.366	11:54:26.472	7 -	1:31.961	+ 0.931 12:02:08.772
3 -	1:31.819	+ 0.789	11:55:58.291	8 -	1:31.964	+ 0.934 12:03:40.736
4 -	1:32.648	+ 1.618	11:57:30.939	9 -	1:31.211	+ 0.181 12:05:11.947
5 -	1:34.842	+ 3.812	11:59:05.781			
28	Allan DAVIES		B BMW M3			
1 -	1:32.740	+ 5.864	11:52:59.931	6 -	1:27.268	+ 0.392 12:00:26.143
2 -	1:29.166	+ 2.290	11:54:29.097	7 -	1:26.876	12:01:53.019
3 -	1:31.516	+ 4.640	11:56:00.613	8 -	1:30.231	+ 3.355 12:03:23.250
4 -	1:29.300	+ 2.424	11:57:29.913	9 -	1:28.565	+ 1.689 12:04:51.815
5 -	1:28.962	+ 2.086	11:58:58.875			
31	Stuart MacMASTER		F Honda Integra Type R			
1 -	1:36.914	+ 4.571	11:53:27.875	5 -	1:33.351	+ 1.008 11:59:50.034
2 -	1:35.556	+ 3.213	11:55:03.431	6 -	1:32.506	+ 0.163 12:01:22.540
3 -	1:38.964	+ 6.621	11:56:42.395	7 -	1:38.196	+ 5.853 12:03:00.736
4 -	1:34.288	+ 1.945	11:58:16.683	8 -	1:32.343	12:04:33.079
35	Stacy VICKERS		A2 Mazda RX7			
1 -	2:52.996 P	+ 1:25.752	11:54:18.646	4 -	1:28.115	+ 0.871 11:58:46.386
2 -	1:32.381	+ 5.137	11:55:51.027	5 -	1:28.745	+ 1.501 12:00:15.131
3 -	1:27.244		11:57:18.271	6 -	1:33.118	+ 5.874 12:01:48.249
37	Ashley BIRD		1 Ford Sierra			
1 -	1:37.573	+ 7.457	11:52:29.910	5 -	1:31.527	+ 1.411 11:58:37.844
2 -	1:32.802	+ 2.686	11:54:02.712	6 -	1:30.968	+ 0.852 12:00:08.812
3 -	1:32.604	+ 2.488	11:55:35.316	7 -	1:30.116	12:01:38.928
4 -	1:31.001	+ 0.885	11:57:06.317			
40	Des THRESH		D BMW E30 M3			
1 -	1:35.493	+ 2.106	11:52:28.717	6 -	1:35.015	+ 1.628 12:00:20.894
2 -	1:33.807	+ 0.420	11:54:02.524	7 -	1:33.387	12:01:54.281
3 -	1:33.950	+ 0.563	11:55:36.474	8 -	1:33.654	+ 0.267 12:03:27.935
4 -	1:33.904	+ 0.517	11:57:10.378	9 -	1:33.881	+ 0.494 12:05:01.816
5 -	1:35.501	+ 2.114	11:58:45.879			

Cars 43 and 87 - Please fit a working transponder
Car 47 - transponder intermittent - please check
Weather / Track : Sunny / Dry

Thruyton
Circuit Length = 2.3560 miles
Start: 11:48 End: 12:06

**Platinum Press Classic Thunder Touring Car Championship inc. BOSS
QUALIFYING - RACE 5 - LAP ANALYSIS**

41	Robert TAYLOR		4	Ford Fiesta			
1 -	1:45.455	+ 5.601	11:53:52.315	5 -	1:41.380	+ 1.526	12:00:40.658
2 -	1:43.340	+ 3.486	11:55:35.655	6 -	1:41.374	+ 1.520	12:02:22.032
3 -	1:42.729	+ 2.875	11:57:18.384	7 -	1:39.854		12:04:01.886
4 -	1:40.894	+ 1.040	11:58:59.278				
43	Keith BUTCHER		A2	Nissan Primera Supertouring			
1 -	1:34.953	+ 3.849	11:53:08.533	6 -	1:31.774	+ 0.670	12:00:49.333
2 -	1:33.820	+ 2.716	11:54:42.353	7 -	1:32.115	+ 1.011	12:02:21.448
3 -	1:32.036	+ 0.932	11:56:14.389	8 -	1:31.104		12:03:52.552
4 -	1:31.141	+ 0.037	11:57:45.530	9 -	1:31.169	+ 0.065	12:05:23.721
5 -	1:32.029	+ 0.925	11:59:17.559				
47	Piers GRANGE		A2	Ford Sierra XR8			
1 -	1:45.256	+ 13.605	11:54:33.590	5 -	1:37.005	+ 5.354	12:00:55.407
2 -	1:38.131	+ 6.480	11:56:11.721	6 -	1:32.474	+ 0.823	12:02:27.881
3 -	1:34.804	+ 3.153	11:57:46.525	7 -	1:31.651		12:03:59.532
4 -	1:31.877	+ 0.226	11:59:18.402	8 -	1:33.054	+ 1.403	12:05:32.586
51	Gareth PORTER		D	Peugeot 205			
1 -	1:29.188	+ 4.729	11:53:19.573	6 -	1:25.507	+ 1.048	12:00:30.092
2 -	1:26.190	+ 1.731	11:54:45.763	7 -	1:24.459		12:01:54.551
3 -	1:26.276	+ 1.817	11:56:12.039	8 -	1:25.457	+ 0.998	12:03:20.008
4 -	1:26.272	+ 1.813	11:57:38.311	9 -	1:59.285	+ 34.826	12:05:19.293
5 -	1:26.274	+ 1.815	11:59:04.585				
53	Graham STEPHENS		4	Ford Fiesta XR2i			
1 -	1:43.732	+ 2.129	11:53:42.483	5 -	1:41.821	+ 0.218	12:00:31.197
2 -	1:42.646	+ 1.043	11:55:25.129	6 -	1:43.094	+ 1.491	12:02:14.291
3 -	1:41.603		11:57:06.732	7 -	1:43.301	+ 1.698	12:03:57.592
4 -	1:42.644	+ 1.041	11:58:49.376	8 -	1:46.103	+ 4.500	12:05:43.695
57	Simon BEAMENT		2	Ford Escort			
1 -	1:44.813	+ 9.842	11:53:40.734	5 -	1:36.772	+ 1.801	12:00:12.377
2 -	1:39.314	+ 4.343	11:55:20.048	6 -	1:34.971		12:01:47.348
3 -	1:37.337	+ 2.366	11:56:57.385	7 -	1:38.899	+ 3.928	12:03:26.247
4 -	1:38.220	+ 3.249	11:58:35.605	8 -	1:37.493	+ 2.522	12:05:03.740
58	Steven HORNER		3	Ford Fiesta XR2			
1 -	1:43.202	+ 6.133	11:53:48.659	5 -	1:37.858	+ 0.789	12:00:24.958
2 -	1:40.907	+ 3.838	11:55:29.566	6 -	1:37.905	+ 0.836	12:02:02.863
3 -	1:38.014	+ 0.945	11:57:07.580	7 -	1:38.176	+ 1.107	12:03:41.039
4 -	1:39.520	+ 2.451	11:58:47.100	8 -	1:37.069		12:05:18.108
74	Neil PHILPOTTS		B	Mitsubishi Starion			
1 -	1:27.869	+ 2.670	11:52:22.334	3 -	1:26.383	+ 1.184	11:55:16.296
2 -	1:27.579	+ 2.380	11:53:49.913	4 -	1:25.199		11:56:41.495
76	Garrie WHITTAKER		D	BMW E36 M3			
1 -	1:26.959	+ 1.848	11:52:14.986	6 -	1:25.111		11:59:23.325
2 -	1:26.445	+ 1.334	11:53:41.431	7 -	1:26.277	+ 1.166	12:00:49.602
3 -	1:26.311	+ 1.200	11:55:07.742	8 -	1:27.777	+ 2.666	12:02:17.379
4 -	1:25.177	+ 0.066	11:56:32.919	9 -	1:27.639	+ 2.528	12:03:45.018
5 -	1:25.295	+ 0.184	11:57:58.214	10 -	1:50.490	+ 25.379	12:05:35.508
82	Peter TAYLOR		B	Ford Sierra Cosworth			
1 -	1:33.685	+ 5.371	11:52:56.334	5 -	1:30.536	+ 2.222	11:59:02.815
2 -	1:32.631	+ 4.317	11:54:28.965	6 -	1:28.539	+ 0.225	12:00:31.354
3 -	1:34.805	+ 6.491	11:56:03.770	7 -	1:28.314		12:01:59.668
4 -	1:28.509	+ 0.195	11:57:32.279				

Cars 43 and 87 - Please fit a working transponder
Car 47 - transponder intermittent - please check
Weather / Track : Sunny / Dry

Thruxton
Circuit Length = 2.3560 miles
Start: 11:48 End: 12:06

**Platinum Press Classic Thunder Touring Car Championship inc. BOSS
 QUALIFYING - RACE 5 - LAP ANALYSIS**


85	Laurence BALL			4	Ford XR2		
1 -	1:49.385	+ 7.962	11:53:29.869	5 -	1:41.423		12:00:29.919
2 -	1:49.239	+ 7.816	11:55:19.108	6 -	1:42.958	+ 1.535	12:02:12.877
3 -	1:44.903	+ 3.480	11:57:04.011	7 -	1:44.608	+ 3.185	12:03:57.485
4 -	1:44.485	+ 3.062	11:58:48.496	8 -	1:45.777	+ 4.354	12:05:43.262
87	Trevor MITCHELL			2	Ford Fiesta		
1 -	1:42.540	+ 5.978	11:53:39.823	5 -	1:36.562		12:00:13.581
2 -	1:41.296	+ 4.734	11:55:21.119	6 -	1:37.760	+ 1.198	12:01:51.341
3 -	1:38.298	+ 1.736	11:56:59.417	7 -	1:40.828	+ 4.266	12:03:32.169
4 -	1:37.602	+ 1.040	11:58:37.019	8 -	1:39.476	+ 2.914	12:05:11.645

Cars 43 and 87 - Please fit a working transponder
 Car 47 - transponder intermittent - please check
 Weather / Track : Sunny / Dry

Thruxton
 Circuit Length = 2.3560 miles
 Start: 11:48 End: 12:06

Platinum Press Classic Thunder Touring Car Championship inc. BOSS

RACE 5 - GRID - AMENDED

ROW 12	18 Paul BELLAMY	
ROW 11	53 1:41.603 Graham STEPHENS	21 1:50.630 Alan WILLETT
ROW 10	41 1:39.854 Robert TAYLOR	85 1:41.423 Laurence BALL
ROW 9	58 1:37.069 Steven HORNER	15 1:39.145 James HORNER
ROW 8	57 1:34.971 Simon BEAMENT	87 1:36.562 Trevor MITCHELL
ROW 7	31 1:32.343 Stuart MacMASTER	40 1:33.387 Des THRESH
ROW 6	43 1:31.104 Keith BUTCHER	47 1:31.651 Piers GRANGE
ROW 5	37 1:30.116 Ashley BIRD	23 1:31.030 Craig RAINER
ROW 4	82 1:28.314 Peter TAYLOR	19 1:28.906 Graham WAIT
ROW 3	28 1:26.876 Allan DAVIES	35 1:27.244 Stacy VICKERS
ROW 2	76 1:25.111 Garrie WHITTAKER	74 1:25.199 Neil PHILPOTTS
ROW 1	1 1:23.390 Joss RONCHETTI	51 1:24.459 Gareth PORTER
Pole		
		

Thrupton
Circuit Length = 2.3560 miles

These results are provisional until the conclusion of any judicial and technical matters.

Clerk of Course :

Timekeeper :

Platinum Press Classic Thunder Touring Car Championship inc. BOSS

RACE 5 - CLASSIFICATION

POS	NO	CL	NAME	ENTRY	LAPS	TIME	GAP	DIFF	MPH	BEST	ON
1	1	C	Joss RONCHETTI	Talbot Sunbeam Lotus	15	21:26.465			98.89	1:23.593	5
2	76	D	Garrie WHITTAKER	BMW E36 M3	15	21:43.673	17.208	17.208	97.58	1:25.492	15
3	51	D	Gareth PORTER	Peugeot 205	15	22:00.260	33.795	16.587	96.36	1:25.765	3
4	43	A2	Keith BUTCHER	Nissan Primera Supertouring	15	22:13.658	47.193	13.398	95.39	1:26.475	3
5	19	5	Graham WAIT	Ford Sierra Cosworth	15	22:34.351	1:07.886	20.693	93.93	1:28.186	5
6	47	A2	Piers GRANGE	Ford Sierra XR8	15	22:37.769	1:11.304	3.418	93.70	1:28.575	5
7	37	1	Ashley BIRD	Ford Sierra	15	23:00.608	1:34.143	22.839	92.15	1:28.816	6
8	40	D	Des THRESH	BMW E30 M3	14	21:34.039	1 lap	1 lap	91.76	1:31.336	2
9	31	F	Stuart MacMASTER	Honda Integra Type R	14	21:41.869	1 lap	7.830	91.20	1:31.460	10
10	57	2	Simon BEAMENT	Ford Escort	14	22:47.902	1 lap	1:06.033	86.80	1:32.647	4
11	58	3	Steven HORNER	Ford Fiesta XR2	14	22:52.673	1 lap	4.771	86.50	1:35.897	14
12	87	2	Trevor MITCHELL	Ford Fiesta	14	22:52.817	1 lap	0.144	86.49	1:35.256	14
13	18	F	Paul BELLAMY	BMW 318is	14	22:58.983	1 lap	6.166	86.10	1:35.971	5
14	41	4	Robert TAYLOR	Ford Fiesta	13	22:05.148	2 laps	1 lap	83.20	1:40.228	7
15	85	4	Laurence BALL	Ford XR2	13	22:05.704	2 laps	0.556	83.17	1:39.126	9
16	53	4	Graham STEPHENS	Ford Fiesta XR2i	13	23:09.869	2 laps	1:04.165	79.33	1:39.565	5
17	21	4	Alan WILLETT	Ford Fiesta	12	21:30.301	3 laps	1 lap	78.87	1:44.732	3

NOT CLASSIFIED

DNF	23	1	Craig RAINER	Ford Escort MK II	7	11:37.978	8 laps	5 laps	85.06	1:28.680	5
DNF	15	3	James HORNER	Ford Fiesta	6	9:52.266	9 laps	1 lap	85.92	1:36.374	5
DNF	28	B	Allan DAVIES	BMW M3	4	6:24.762	11 laps	2 laps	88.17	1:28.634	3
DNF	74	B	Neil PHILPOTTS	Mitsubishi Starion	3	4:18.906	12 laps	1 lap	98.27	1:22.990	2
DNF	35	A2	Stacy VICKERS	Mazda RX7	2	3:03.751	13 laps	1 lap	92.31	1:28.187	2

FASTEST LAP

74	B	Neil PHILPOTTS	Mitsubishi Starion	2	1:22.990	102.19 mph	164.47 kph
1	C	Joss RONCHETTI	Talbot Sunbeam Lotus	5	1:23.593	101.46 mph	163.28 kph
76	D	Garrie WHITTAKER	BMW E36 M3	15	1:25.492	99.20 mph	159.66 kph
43	A2	Keith BUTCHER	Nissan Primera Supertouring	3	1:26.475	98.08 mph	157.84 kph
19	5	Graham WAIT	Ford Sierra Cosworth	5	1:28.186	96.17 mph	154.78 kph
23	1	Craig RAINER	Ford Escort MK II	5	1:28.680	95.64 mph	153.92 kph
31	F	Stuart MacMASTER	Honda Integra Type R	10	1:31.460	92.73 mph	149.24 kph
57	2	Simon BEAMENT	Ford Escort	4	1:32.647	91.54 mph	147.33 kph
58	3	Steven HORNER	Ford Fiesta XR2	14	1:35.897	88.44 mph	142.33 kph
85	4	Laurence BALL	Ford XR2	9	1:39.126	85.56 mph	137.70 kph

Weather / Track : Sunny / Dry

These results are provisional until the conclusion of any judicial and technical matters.

Thruxton

Circuit Length = 2.3560 miles

Start: 16:06 End: 16:30

Clerk of Course :	Timekeeper :
-------------------	--------------

Platinum Press Classic Thunder Touring Car Championship inc. BOSS

RACE 5 - LAP CHART

Lap 1			Lap 2			Lap 3			Lap 4			Lap 5		
No	Behind	Laptime	No	Behind	Laptime	No	Behind	Laptime	No	Behind	Laptime	No	Behind	Laptime
1		1:29.258	1		1:23.779	1		1:24.521	1		1:24.205	1		1:23.593
51	1.707	1:30.965	74	2.239	1:22.990	74	1.348	1:23.630	51	8.145	1:27.181	21	1 LAP	1:47.436
76	2.734	1:31.992	51	3.925	1:25.997	51	5.169	1:25.765	76	8.669	1:25.716	76	12.349	1:27.273
74	3.028	1:32.286	76	5.551	1:26.596	76	7.158	1:26.128	43	15.711	1:26.731	51	12.626	1:28.074
19	3.094	1:32.352	19	8.976	1:29.661	19	12.650	1:28.195	19	18.951	1:30.506	43	19.401	1:27.283
37	6.023	1:35.281	35	10.714	1:28.187	43	13.185	1:26.475	37	24.106	1:29.680	19	23.544	1:28.186
35	6.306	1:35.564	43	11.231	1:28.216	37	18.631	1:30.753	47	24.946	1:29.888	47	29.928	1:28.575
43	6.794	1:36.052	37	12.399	1:30.155	47	19.263	1:29.446	23	26.728	1:29.228	37	30.732	1:30.219
47	9.179	1:38.437	47	14.338	1:28.938	23	21.705	1:30.449	40	32.485	1:31.423	23	31.815	1:28.680
23	9.577	1:38.835	23	15.777	1:29.979	40	25.267	1:31.439	31	39.060	1:32.638	40	41.190	1:32.298
40	10.792	1:40.050	40	18.349	1:31.336	31	30.627	1:32.553	57	39.331	1:32.647	31	47.627	1:32.160
57	12.567	1:41.825	57	21.792	1:33.004	57	30.889	1:33.618	28	42.999	1:32.330	57	49.082	1:33.344
31	13.149	1:42.407	31	22.595	1:33.225	28	34.874	1:28.634	15	57.113	1:37.251	15	1:09.894	1:36.374
87	17.616	1:46.874	28	30.761	1:30.622	15	44.067	1:36.583	87	58.001	1:37.055	58	1:11.153	1:36.607
15	18.155	1:47.413	87	31.313	1:37.476	87	45.151	1:38.359	58	58.139	1:36.889	87	1:12.104	1:37.696
58	19.339	1:48.597	15	32.005	1:37.629	58	45.455	1:36.627	18	59.782	1:38.185	18	1:12.160	1:35.971
18	19.618	1:48.876	58	33.349	1:37.789	18	45.802	1:36.093	53	1:12.542	1:41.455			
53	22.462	1:51.720	18	34.230	1:38.391	53	55.292	1:40.321	41	1:12.605	1:40.673			
41	22.567	1:51.825	53	39.492	1:40.809	41	56.137	1:40.391	85	1:15.773	1:40.560			
28	23.918	1:53.176	41	40.267	1:41.479	85	59.418	1:40.498						
21	24.283	1:53.541	85	43.441	1:42.385	21	1:05.464	1:44.732						
85	24.835	1:54.093	21	45.253	1:44.749									

Weather / Track : Sunny / Dry

Thrupton
Circuit Length = 2.3560 miles
Start: 16:06 End: 16:30

Platinum Press Classic Thunder Touring Car Championship inc. BOSS

RACE 5 - LAP CHART

Lap 6			Lap 7			Lap 8			Lap 9			Lap 10		
No	Behind	Laptime	No	Behind	Laptime	No	Behind	Laptime	No	Behind	Laptime	No	Behind	Laptime
1		1:24.717	1		1:24.665	1		1:26.288	1		1:25.513	1		1:27.530
53	1 LAP	1:39.565	76	15.966	1:26.209	58	1 LAP	1:36.937	76	18.110	1:27.374	57	1 LAP	1:36.644
41	1 LAP	1:40.313	53	1 LAP	1:40.230	87	1 LAP	1:36.954	58	1 LAP	1:37.164	21	2 LAPS	1:45.986
85	1 LAP	1:40.075	51	19.901	1:29.303	18	1 LAP	1:37.142	87	1 LAP	1:37.374	76	17.406	1:26.826
76	14.422	1:26.790	41	1 LAP	1:40.664	76	16.249	1:26.571	18	1 LAP	1:37.340	51	25.102	1:28.760
51	15.263	1:27.354	85	1 LAP	1:40.376	23	1 LAP	2:30.702 P	51	23.872	1:27.670	43	31.370	1:28.840
43	23.178	1:28.494	43	26.337	1:27.824	51	21.715	1:28.102	43	30.060	1:27.440	58	1 LAP	1:38.739
19	29.934	1:31.107	19	34.769	1:29.500	43	28.133	1:28.084	19	41.558	1:29.608	87	1 LAP	1:37.800
21	1 LAP	1:51.337	47	40.453	1:31.109	53	1 LAP	1:40.263	37	49.127	1:30.241	18	1 LAP	1:37.627
47	34.009	1:28.798	37	41.209	1:31.043	41	1 LAP	1:40.228	47	50.172	1:32.039	19	43.643	1:29.615
37	34.831	1:28.816	40	55.138	1:31.806	19	37.463	1:28.982	41	1 LAP	1:41.207	37	51.528	1:29.931
23	37.203	1:30.105	21	1 LAP	1:51.027	85	1 LAP	1:41.023	85	1 LAP	1:40.785	47	52.090	1:29.448
40	47.997	1:31.524	31	1:02.777	1:32.442	47	43.646	1:29.481	53	1 LAP	1:46.273	41	1 LAP	1:40.792
31	55.000	1:32.090	57	1:08.565	1:34.809	37	44.399	1:29.478	40	1:07.779	1:32.271	85	1 LAP	1:39.126
57	58.421	1:34.056				40	1:01.021	1:32.171	31	1:14.646	1:31.836	53	1 LAP	1:42.019
15	1:22.193	1:37.016				31	1:08.323	1:31.834				40	1:12.117	1:31.868
58	1:23.430	1:36.994				57	1:16.765	1:34.488				31	1:18.576	1:31.460
87	1:24.286	1:36.899				21	1 LAP	1:47.862						
18	1:24.414	1:36.971												

Weather / Track : Sunny / Dry

Thrupton
Circuit Length = 2.3560 miles
Start: 16:06 End: 16:30

Platinum Press Classic Thunder Touring Car Championship inc. BOSS

RACE 5 - LAP CHART

Lap 11			Lap 12			Lap 13			Lap 14			Lap 15		
No	Behind	Laptime	No	Behind	Laptime	No	Behind	Laptime	No	Behind	Laptime	No	Behind	Laptime
1		1:25.434	1		1:25.466	1		1:28.561	1		1:26.236	1		1:26.699
57	1 LAP	1:39.676	31	1 LAP	1:32.541	31	1 LAP	1:32.554	40	1 LAP	1:31.521	21	3 LAPS	1:46.634
76	18.384	1:26.412	53	2 LAPS	1:54.851	41	2 LAPS	1:40.863	31	1 LAP	1:31.782	40	1 LAP	1:31.503
51	27.138	1:27.470	76	19.759	1:26.841	85	2 LAPS	1:40.723	76	18.415	1:25.535	31	1 LAP	1:32.347
21	2 LAPS	1:44.941	51	29.487	1:27.815	76	19.116	1:27.918	41	2 LAPS	1:41.410	76	17.208	1:25.492
43	34.553	1:28.617	57	1 LAP	1:45.612	51	29.878	1:28.952	85	2 LAPS	1:41.148	51	33.795	1:28.639
87	1 LAP	1:37.583	43	37.258	1:28.171	43	40.495	1:31.798	51	31.855	1:28.213	41	2 LAPS	1:43.692
58	1 LAP	1:39.519	21	2 LAPS	1:45.803	53	2 LAPS	1:56.834	43	43.719	1:29.460	85	2 LAPS	1:43.907
19	47.747	1:29.538	19	53.023	1:30.742	57	1 LAP	1:42.789	19	57.914	1:29.530	43	47.193	1:30.173
18	1 LAP	1:43.953	87	1 LAP	1:37.593	19	54.620	1:30.158	57	1 LAP	1:42.102	19	1:07.886	1:36.671
47	56.065	1:29.409	58	1 LAP	1:36.846	47	1:02.947	1:31.248	47	1:06.925	1:30.214	47	1:11.304	1:31.078
37	57.026	1:30.932	47	1:00.260	1:29.661	58	1 LAP	1:37.685	53	2 LAPS	1:56.206	57	1 LAP	1:43.288
41	1 LAP	1:41.611	18	1 LAP	1:36.771	87	1 LAP	1:39.589	58	1 LAP	1:36.383	58	1 LAP	1:35.897
40	1:19.978	1:33.295	37	1:05.939	1:34.379	21	2 LAPS	1:46.253	87	1 LAP	1:36.309	87	1 LAP	1:35.256
85	1 LAP	1:41.005	40	1:26.046	1:31.534	18	1 LAP	1:36.593	18	1 LAP	1:37.213	18	1 LAP	1:37.857
						37	1:12.962	1:35.584	37	1:23.940	1:37.214	37	1:34.143	1:36.902
												53	2 LAPS	1:59.323

Weather / Track : Sunny / Dry

Thrupton
Circuit Length = 2.3560 miles
Start: 16:06 End: 16:30

Universal Racing Services Classic Formula Ford 2000 Championship
QUALIFYING - RACE 6 - CLASSIFICATION

POS	NO	CL	NAME	ENTRY	TIME	ON	LAPS	GAP	DIFF	MPH
1	4	A	Richard WALLINGTON	Van Diemen RF83	1:19.842	14	14			106.22
2	1	A	Ian PEARSON	Van Diemen RF83	1:19.967	12	12	0.125	0.125	106.06
3	50	A	Clive WOOD	Van Diemen RF82	1:20.661	8	14	0.819	0.694	105.15
4	66	A	Nigel CORRY	Van Diemen RF82	1:20.845	14	14	1.003	0.184	104.91
5	20	A	Tony HANCOCK	Van Diemen RF82	1:21.205	9	12	1.363	0.360	104.44
6	55	A	Jon FINCH	Van Diemen RF82	1:21.354	13	13	1.512	0.149	104.25
7	18	A	Tom POPE	Van Diemen RF82	1:21.426	7	13	1.584	0.072	104.16
8	45	A	Robert PEARSON	Van Diemen RF82	1:22.303	14	14	2.461	0.877	103.05
9	57	A	Chris LEVY	Van Diemen RF83	1:22.584	14	14	2.742	0.281	102.70
10	8	A	Malcolm COOK	Van Diemen RF83	1:22.936	10	12	3.094	0.352	102.26
11	5	A	Andy HUXTABLE	Van Diemen RF83	1:23.370	2	5	3.528	0.434	101.73
12	75	B	Colin WRIGHT	Reynard SF79	1:23.768	12	13	3.926	0.398	101.25
13	46	A	Paul ALLEN	Van Diemen RF81	1:24.049	12	12	4.207	0.281	100.91
14	33	A	Phil WALKER	Van Diemen RF82	1:24.164	10	13	4.322	0.115	100.77
15	98	A	Rodney TOFT	Van Diemen RF82	1:25.174	11	13	5.332	1.010	99.57
16	73	B	John WILSON	Royale RP26	1:26.826	5	13	6.984	1.652	97.68

Weather / Track : Sunny / Dry
These results are provisional until the conclusion of any judicial and technical matters.

Thruxton
 Circuit Length = 2.3560 miles
 Start: 12:13 End: 12:34

Clerk of Course :		Timekeeper :
-------------------	--	--------------

Universal Racing Services Classic Formula Ford 2000 Championship

QUALIFYING - RACE 6 - LAP ANALYSIS

1	Ian PEARSON		A Van Diemen RF83				
1 -	1:22.259	+ 2.292	12:16:12.272	7 -	4:14.194	+ 2:54.227	12:27:10.555
2 -	1:21.119	+ 1.152	12:17:33.391	8 -	1:20.857	+ 0.890	12:28:31.412
3 -	1:20.944	+ 0.977	12:18:54.335	9 -	1:21.152	+ 1.185	12:29:52.564
4 -	1:20.921	+ 0.954	12:20:15.256	10 -	1:20.726	+ 0.759	12:31:13.290
5 -	1:20.598	+ 0.631	12:21:35.854	11 -	1:22.908	+ 2.941	12:32:36.198
6 -	1:20.507	+ 0.540	12:22:56.361	12 -	1:19.967		12:33:56.165
4	Richard WALLINGTON		A Van Diemen RF83				
1 -	1:24.593	+ 4.751	12:16:20.173	8 -	1:20.773	+ 0.931	12:25:46.288
2 -	1:21.450	+ 1.608	12:17:41.623	9 -	1:20.465	+ 0.623	12:27:06.753
3 -	1:21.075	+ 1.233	12:19:02.698	10 -	1:20.653	+ 0.811	12:28:27.406
4 -	1:21.041	+ 1.199	12:20:23.739	11 -	1:20.463	+ 0.621	12:29:47.869
5 -	1:20.501	+ 0.659	12:21:44.240	12 -	1:21.925	+ 2.083	12:31:09.794
6 -	1:20.457	+ 0.615	12:23:04.697	13 -	1:20.304	+ 0.462	12:32:30.098
7 -	1:20.818	+ 0.976	12:24:25.515	14 -	1:19.842		12:33:49.940
5	Andy HUXTABLE		A Van Diemen RF83				
1 -	1:27.033	+ 3.663	12:16:35.131	4 -	1:24.201	+ 0.831	12:20:47.165
2 -	1:23.370		12:17:58.501	5 -	1:24.214	+ 0.844	12:22:11.379
3 -	1:24.463	+ 1.093	12:19:22.964				
8	Malcolm COOK		A Van Diemen RF83				
1 -	1:28.401	+ 5.465	12:16:23.764	7 -	1:23.689	+ 0.753	12:24:45.330
2 -	1:23.654	+ 0.718	12:17:47.418	8 -	1:23.422	+ 0.486	12:26:08.752
3 -	1:24.251	+ 1.315	12:19:11.669	9 -	1:23.250	+ 0.314	12:27:32.002
4 -	1:23.087	+ 0.151	12:20:34.756	10 -	1:22.936		12:28:54.938
5 -	1:23.098	+ 0.162	12:21:57.854	11 -	1:23.117	+ 0.181	12:30:18.055
6 -	1:23.787	+ 0.851	12:23:21.641	12 -	1:24.265	+ 1.329	12:31:42.320
18	Tom POPE		A Van Diemen RF82				
1 -	1:24.658	+ 3.232	12:16:27.189	8 -	1:53.524 P	+ 32.098	12:26:31.274
2 -	1:21.871	+ 0.445	12:17:49.060	9 -	1:24.367	+ 2.941	12:27:55.641
3 -	1:22.050	+ 0.624	12:19:11.110	10 -	1:21.880	+ 0.454	12:29:17.521
4 -	1:21.443	+ 0.017	12:20:32.553	11 -	1:21.745	+ 0.319	12:30:39.266
5 -	1:22.300	+ 0.874	12:21:54.853	12 -	1:21.790	+ 0.364	12:32:01.056
6 -	1:21.471	+ 0.045	12:23:16.324	13 -	1:24.101	+ 2.675	12:33:25.157
7 -	1:21.426		12:24:37.750				
20	Tony HANCOCK		A Van Diemen RF82				
1 -	1:26.642	+ 5.437	12:16:34.231	7 -	3:15.675 P	+ 1:54.470	12:26:42.996
2 -	1:23.648	+ 2.443	12:17:57.879	8 -	1:28.511	+ 7.306	12:28:11.507
3 -	1:23.293	+ 2.088	12:19:21.172	9 -	1:21.205		12:29:32.712
4 -	1:22.508	+ 1.303	12:20:43.680	10 -	1:21.609	+ 0.404	12:30:54.321
5 -	1:21.986	+ 0.781	12:22:05.666	11 -	1:21.629	+ 0.424	12:32:15.950
6 -	1:21.655	+ 0.450	12:23:27.321	12 -	1:21.492	+ 0.287	12:33:37.442
33	Phil WALKER		A Van Diemen RF82				
1 -	1:27.146	+ 2.982	12:16:42.560	8 -	1:24.709	+ 0.545	12:26:40.176
2 -	1:25.923	+ 1.759	12:18:08.483	9 -	1:24.406	+ 0.242	12:28:04.582
3 -	1:25.409	+ 1.245	12:19:33.892	10 -	1:24.164		12:29:28.746
4 -	1:26.439	+ 2.275	12:21:00.331	11 -	1:24.683	+ 0.519	12:30:53.429
5 -	1:25.106	+ 0.942	12:22:25.437	12 -	1:24.668	+ 0.504	12:32:18.097
6 -	1:25.249	+ 1.085	12:23:50.686	13 -	1:24.376	+ 0.212	12:33:42.473
7 -	1:24.781	+ 0.617	12:25:15.467				
45	Robert PEARSON		A Van Diemen RF82				
1 -	1:26.549	+ 4.246	12:16:28.437	8 -	1:23.033	+ 0.730	12:26:12.557
2 -	1:24.183	+ 1.880	12:17:52.620	9 -	1:22.680	+ 0.377	12:27:35.237
3 -	1:23.558	+ 1.255	12:19:16.178	10 -	1:22.877	+ 0.574	12:28:58.114
4 -	1:23.362	+ 1.059	12:20:39.540	11 -	1:22.408	+ 0.105	12:30:20.522
5 -	1:23.177	+ 0.874	12:22:02.717	12 -	1:22.507	+ 0.204	12:31:43.029

Weather / Track : Sunny / Dry

Thruxton
Circuit Length = 2.3560 miles
Start: 12:13 End: 12:34

Universal Racing Services Classic Formula Ford 2000 Championship

QUALIFYING - RACE 6 - LAP ANALYSIS

6 -	1:22.780	+ 0.477	12:23:25.497	13 -	1:23.921	+ 1.618	12:33:06.950
7 -	1:24.027	+ 1.724	12:24:49.524	14 -	1:22.303		12:34:29.253
46	Paul ALLEN		A	Van Diemen RF81			
1 -	1:28.213	+ 4.164	12:16:35.592	7 -	1:24.177	+ 0.128	12:25:06.771
2 -	1:26.030	+ 1.981	12:18:01.622	8 -	1:24.116	+ 0.067	12:26:30.887
3 -	1:25.448	+ 1.399	12:19:27.070	9 -	1:24.155	+ 0.106	12:27:55.042
4 -	1:24.932	+ 0.883	12:20:52.002	10 -	1:24.395	+ 0.346	12:29:19.437
5 -	1:24.620	+ 0.571	12:22:16.622	11 -	1:24.120	+ 0.071	12:30:43.557
6 -	1:25.972	+ 1.923	12:23:42.594	12 -	1:24.049		12:32:07.606
50	Clive WOOD		A	Van Diemen RF82			
1 -	1:24.062	+ 3.401	12:16:18.961	8 -	1:20.661		12:25:48.733
2 -	1:22.905	+ 2.244	12:17:41.866	9 -	1:22.859	+ 2.198	12:27:11.592
3 -	1:22.273	+ 1.612	12:19:04.139	10 -	1:21.259	+ 0.598	12:28:32.851
4 -	1:21.155	+ 0.494	12:20:25.294	11 -	1:21.592	+ 0.931	12:29:54.443
5 -	1:20.770	+ 0.109	12:21:46.064	12 -	1:30.008	+ 9.347	12:31:24.451
6 -	1:20.951	+ 0.290	12:23:07.015	13 -	1:34.508	+ 13.847	12:32:58.959
7 -	1:21.057	+ 0.396	12:24:28.072	14 -	1:21.000	+ 0.339	12:34:19.959
55	Jon FINCH		A	Van Diemen RF82			
1 -	1:25.321	+ 3.967	12:16:19.967	8 -	1:21.567	+ 0.213	12:25:56.515
2 -	1:23.111	+ 1.757	12:17:43.078	9 -	1:21.541	+ 0.187	12:27:18.056
3 -	1:22.399	+ 1.045	12:19:05.477	10 -	1:21.488	+ 0.134	12:28:39.544
4 -	1:22.885	+ 1.531	12:20:28.362	11 -	2:50.498 P	+ 1:29.144	12:31:30.042
5 -	1:22.403	+ 1.049	12:21:50.765	12 -	1:27.973	+ 6.619	12:32:58.015
6 -	1:22.117	+ 0.763	12:23:12.882	13 -	1:21.354		12:34:19.369
7 -	1:22.066	+ 0.712	12:24:34.948				
57	Chris LEVY		A	Van Diemen RF83			
1 -	1:27.554	+ 4.970	12:16:16.802	8 -	1:23.732	+ 1.148	12:26:11.551
2 -	1:25.794	+ 3.210	12:17:42.596	9 -	1:24.219	+ 1.635	12:27:35.770
3 -	1:24.827	+ 2.243	12:19:07.423	10 -	1:23.549	+ 0.965	12:28:59.319
4 -	1:24.090	+ 1.506	12:20:31.513	11 -	1:23.250	+ 0.666	12:30:22.569
5 -	1:27.775	+ 5.191	12:21:59.288	12 -	1:22.720	+ 0.136	12:31:45.289
6 -	1:24.404	+ 1.820	12:23:23.692	13 -	1:24.212	+ 1.628	12:33:09.501
7 -	1:24.127	+ 1.543	12:24:47.819	14 -	1:22.584		12:34:32.085
66	Nigel CORRY		A	Van Diemen RF82			
1 -	1:26.257	+ 5.412	12:16:12.306	8 -	1:21.623	+ 0.778	12:25:48.064
2 -	1:24.424	+ 3.579	12:17:36.730	9 -	1:21.230	+ 0.385	12:27:09.294
3 -	1:22.282	+ 1.437	12:18:59.012	10 -	1:21.607	+ 0.762	12:28:30.901
4 -	1:22.334	+ 1.489	12:20:21.346	11 -	1:21.057	+ 0.212	12:29:51.958
5 -	1:21.493	+ 0.648	12:21:42.839	12 -	1:20.913	+ 0.068	12:31:12.871
6 -	1:21.521	+ 0.676	12:23:04.360	13 -	1:21.486	+ 0.641	12:32:34.357
7 -	1:22.081	+ 1.236	12:24:26.441	14 -	1:20.845		12:33:55.202
73	John WILSON		B	Royale RP26			
1 -	1:29.729	+ 2.903	12:16:35.079	8 -	1:27.419	+ 0.593	12:26:51.626
2 -	1:29.790	+ 2.964	12:18:04.869	9 -	1:27.518	+ 0.692	12:28:19.144
3 -	1:28.707	+ 1.881	12:19:33.576	10 -	1:27.568	+ 0.742	12:29:46.712
4 -	1:29.053	+ 2.227	12:21:02.629	11 -	1:29.266	+ 2.440	12:31:15.978
5 -	1:26.826		12:22:29.455	12 -	1:28.257	+ 1.431	12:32:44.235
6 -	1:27.315	+ 0.489	12:23:56.770	13 -	1:27.581	+ 0.755	12:34:11.816
7 -	1:27.437	+ 0.611	12:25:24.207				
75	Colin WRIGHT		B	Reynard SF79			
1 -	1:26.179	+ 2.411	12:16:13.463	8 -	1:24.247	+ 0.479	12:26:17.667
2 -	1:25.005	+ 1.237	12:17:38.468	9 -	1:23.998	+ 0.230	12:27:41.665
3 -	1:26.794	+ 3.026	12:19:05.262	10 -	1:25.372	+ 1.604	12:29:07.037
4 -	1:25.192	+ 1.424	12:20:30.454	11 -	1:23.985	+ 0.217	12:30:31.022
5 -	1:26.874	+ 3.106	12:21:57.328	12 -	1:23.768		12:31:54.790
6 -	1:27.475	+ 3.707	12:23:24.803	13 -	1:23.875	+ 0.107	12:33:18.665

Weather / Track : Sunny / Dry

Thruxton
Circuit Length = 2.3560 miles
Start: 12:13 End: 12:34

**Universal Racing Services Classic Formula Ford 2000 Championship
 QUALIFYING - RACE 6 - LAP ANALYSIS**


7 -	1:28.617	+ 4.849	12:24:53.420			
98	Rodney TOFT		A	Van Diemen RF82		
1 -	1:28.456	+ 3.282	12:16:25.207	8 -	1:25.784	+ 0.610 12:26:39.933
2 -	1:29.464	+ 4.290	12:17:54.671	9 -	1:28.197	+ 3.023 12:28:08.130
3 -	1:28.322	+ 3.148	12:19:22.993	10 -	1:25.800	+ 0.626 12:29:33.930
4 -	1:30.075	+ 4.901	12:20:53.068	11 -	1:25.174	12:30:59.104
5 -	1:28.040	+ 2.866	12:22:21.108	12 -	1:26.139	+ 0.965 12:32:25.243
6 -	1:26.501	+ 1.327	12:23:47.609	13 -	1:25.725	+ 0.551 12:33:50.968
7 -	1:26.540	+ 1.366	12:25:14.149			

Weather / Track : Sunny / Dry

Thruxton
 Circuit Length = 2.3560 miles
 Start: 12:13 End: 12:34

Universal Racing Services Classic Formula Ford 2000 Championship

RACE 6 - GRID

ROW 8	1:25.174 98 Rodney TOFT	1:26.826 73 John WILSON
ROW 7	1:24.049 46 Paul ALLEN	1:24.164 33 Phil WALKER
ROW 6	1:23.370 5 Andy HUXTABLE	1:23.768 75 Colin WRIGHT
ROW 5	1:22.584 57 Chris LEVY	1:22.936 8 Malcolm COOK
ROW 4	1:21.426 18 Tom POPE	1:22.303 45 Robert PEARSON
ROW 3	1:21.205 20 Tony HANCOCK	1:21.354 55 Jon FINCH
ROW 2	1:20.661 50 Clive WOOD	1:20.845 66 Nigel CORRY
ROW 1	1:19.842 4 Richard WALLINGTON	1:19.967 1 Ian PEARSON
Pole		
		

Thruxton
Circuit Length = 2.3560 miles

These results are provisional until the conclusion of any judicial and technical matters.

Clerk of Course :		Timekeeper :

Universal Racing Services Classic Formula Ford 2000 Championship

RACE 6 - CLASSIFICATION

POS	NO	CL	NAME	ENTRY	LAPS	TIME	GAP	DIFF	MPH	BEST	ON
1	4	A	Richard WALLINGTON	Van Diemen RF83	12	16:20.808			103.77	1:20.045	10
2	20	A	Tony HANCOCK	Van Diemen RF82	12	16:30.024	9.216	9.216	102.80	1:21.073	6
3	55	A	Jon FINCH	Van Diemen RF82	12	16:30.282	9.474	0.258	102.77	1:20.986	8
4	18	A	Tom POPE	Van Diemen RF82	12	16:30.788	9.980	0.506	102.72	1:21.258	10
5	66	A	Nigel CORRY	Van Diemen RF82	12	16:36.925	16.117	6.137	102.09	1:21.268	8
6	1	A	Ian PEARSON	Van Diemen RF83	12	16:40.731	19.923	3.806	101.70	1:20.248	3
7	50	A	Clive WOOD	Van Diemen RF82	12	16:44.952	24.144	4.221	101.27	1:22.606	10
8	5	A	Andy HUXTABLE	Van Diemen RF83	12	16:46.058	25.250	1.106	101.16	1:22.706	4
9	33	A	Phil WALKER	Van Diemen RF82	12	16:47.824	27.016	1.766	100.98	1:22.881	10
10	57	A	Chris LEVY	Van Diemen RF83	12	16:48.934	28.126	1.110	100.87	1:22.523	3
11	45	A	Robert PEARSON	Van Diemen RF82	12	16:49.538	28.730	0.604	100.81	1:22.738	11
12	75	B	Colin WRIGHT	Reynard SF79	12	16:52.513	31.705	2.975	100.52	1:22.533	10
13	46	A	Paul ALLEN	Van Diemen RF81	12	17:00.688	39.880	8.175	99.71	1:22.891	8
14	73	B	John WILSON	Royale RP26	12	17:26.171	1:05.363	25.483	97.28	1:24.819	3
15	98	A	Rodney TOFT	Van Diemen RF82	12	17:26.385	1:05.577	0.214	97.26	1:24.412	9
16	8	A	Malcolm COOK	Van Diemen RF83	12	17:35.045	1:14.237	8.660	96.46	1:24.342	4

FASTEST LAP

4	A	Richard WALLINGTON	Van Diemen RF83	10	1:20.045	105.95 mph	170.52 kph
75	B	Colin WRIGHT	Reynard SF79	10	1:22.533	102.76 mph	165.38 kph

Weather / Track : Sunny / Dry

These results are provisional until the conclusion of any judicial and technical matters.

Thruxton

Circuit Length = 2.3560 miles

Start: 16:44 End: 17:02

Clerk of Course :		Timekeeper :	
-------------------	--	--------------	--

Universal Racing Services Classic Formula Ford 2000 Championship

RACE 6 - LAP CHART

Lap 1			Lap 2			Lap 3			Lap 4			Lap 5		
No	Behind	Laptime	No	Behind	Laptime	No	Behind	Laptime	No	Behind	Laptime	No	Behind	Laptime
1		1:26.560	1		1:20.369	1		1:20.248	1		1:20.726	1		1:20.674
4	1.948	1:28.508	4	3.313	1:21.734	4	3.758	1:20.693	4	3.447	1:20.415	4	3.211	1:20.438
66	2.464	1:29.024	66	4.570	1:22.475	66	6.081	1:21.759	66	7.332	1:21.977	66	8.095	1:21.437
50	2.966	1:29.526	18	5.010	1:22.306	20	6.178	1:21.244	20	7.789	1:22.337	20	8.560	1:21.445
18	3.073	1:29.633	20	5.182	1:22.199	18	6.410	1:21.648	18	8.020	1:22.336	18	9.143	1:21.797
20	3.352	1:29.912	55	5.573	1:22.318	55	6.866	1:21.541	55	8.677	1:22.537	55	9.755	1:21.752
55	3.624	1:30.184	50	7.387	1:24.790	50	10.320	1:23.181	50	12.342	1:22.748	50	14.417	1:22.749
5	4.368	1:30.928	5	7.619	1:23.620	5	10.752	1:23.381	5	12.732	1:22.706	5	15.779	1:23.721
45	4.820	1:31.380	45	8.278	1:23.827	45	11.409	1:23.379	33	14.219	1:23.068	33	16.640	1:23.095
33	5.268	1:31.828	33	8.588	1:23.689	33	11.877	1:23.537	45	14.277	1:23.594	45	17.004	1:23.401
57	6.334	1:32.894	57	9.980	1:24.015	57	12.255	1:22.523	57	14.626	1:23.097	57	17.602	1:23.650
75	6.567	1:33.127	46	10.561	1:24.057	46	13.273	1:22.960	46	16.085	1:23.538	46	18.830	1:23.419
46	6.873	1:33.433	75	11.315	1:25.117	75	14.730	1:23.663	75	17.584	1:23.580	75	19.831	1:22.921
73	8.233	1:34.793	73	12.900	1:25.036	73	17.471	1:24.819	73	22.239	1:25.494	73	28.821	1:27.256
98	8.660	1:35.220	98	13.562	1:25.271	98	19.043	1:25.729	8	25.411	1:24.342	8	29.179	1:24.442
8	12.831	1:39.391	8	17.144	1:24.682	8	21.795	1:24.899	98	27.172	1:28.855	98	34.787	1:28.289

Weather / Track : Sunny / Dry

Thruxton
Circuit Length = 2.3560 miles
Start: 16:44 End: 17:02

Universal Racing Services Classic Formula Ford 2000 Championship

RACE 6 - LAP CHART

Lap 6			Lap 7			Lap 8			Lap 9			Lap 10		
No	Behind	Laptime	No	Behind	Laptime	No	Behind	Laptime	No	Behind	Laptime	No	Behind	Laptime
1		1:20.578	1		1:21.070	1		1:20.477	1		1:20.541	1		1:20.684
4	2.854	1:20.221	4	2.059	1:20.275	4	1.836	1:20.254	4	1.562	1:20.267	4	0.923	1:20.045
66	8.918	1:21.401	66	9.633	1:21.785	66	10.424	1:21.268	55	12.620	1:21.863	55	14.292	1:22.356
20	9.055	1:21.073	20	10.008	1:22.023	55	11.298	1:20.986	20	13.147	1:21.510	20	14.400	1:21.937
18	10.069	1:21.504	55	10.789	1:21.235	20	12.178	1:22.647	18	14.278	1:22.613	18	14.852	1:21.258
55	10.624	1:21.447	18	11.112	1:22.113	18	12.206	1:21.571	66	18.680	1:28.797	66	20.055	1:22.059
50	16.757	1:22.918	50	18.485	1:22.798	50	20.731	1:22.723	50	23.087	1:22.897	50	25.009	1:22.606
5	18.463	1:23.262	5	20.593	1:23.200	5	23.080	1:22.964	5	25.926	1:23.387	5	28.527	1:23.285
33	19.286	1:23.224	33	21.378	1:23.162	33	24.248	1:23.347	33	27.222	1:23.515	33	29.419	1:22.881
45	19.963	1:23.537	57	21.952	1:22.903	57	24.655	1:23.180	57	27.824	1:23.710	57	29.781	1:22.641
57	20.119	1:23.095	45	22.820	1:23.927	45	25.301	1:22.958	45	28.295	1:23.535	45	30.809	1:23.198
46	21.314	1:23.062	46	23.368	1:23.124	46	25.782	1:22.891	46	28.993	1:23.752	46	31.612	1:23.303
75	22.646	1:23.393	75	25.537	1:23.961	75	27.931	1:22.871	75	30.397	1:23.007	75	32.246	1:22.533
8	34.461	1:25.860	8	38.671	1:25.280	8	43.398	1:25.204	8	47.836	1:24.979	8	52.255	1:25.103
73	39.542	1:31.299	73	46.618	1:28.146	73	52.815	1:26.674	73	58.085	1:25.811	73	1:02.803	1:25.402
98	43.032	1:28.823	98	49.052	1:27.090	98	54.400	1:25.825	98	58.271	1:24.412	98	1:02.948	1:25.361

Weather / Track : Sunny / Dry

Thruxton
Circuit Length = 2.3560 miles
Start: 16:44 End: 17:02

Universal Racing Services Classic Formula Ford 2000 Championship
RACE 6 - LAP CHART

Lap 11			Lap 12		
No	Behind	Laptime	No	Behind	Laptime
4		1:26.761	4		1:21.197
1	2.446	1:30.130	20	9.216	1:21.941
55	8.386	1:21.778	55	9.474	1:22.285
20	8.472	1:21.756	18	9.980	1:22.365
18	8.812	1:21.644	66	16.117	1:23.071
66	14.243	1:21.872	1	19.923	1:38.674
50	20.440	1:23.115	50	24.144	1:24.901
5	23.560	1:22.717	5	25.250	1:22.887
33	25.025	1:23.290	33	27.016	1:23.188
57	25.712	1:23.615	57	28.126	1:23.611
45	25.863	1:22.738	45	28.730	1:24.064
46	27.745	1:23.817	75	31.705	1:24.891
75	28.011	1:23.449	46	39.880	1:33.332
8	50.131	1:25.560	73	1:05.363	1:25.842
73	1:00.718	1:25.599	98	1:05.577	1:25.915
98	1:00.859	1:25.595	8	1:14.237	1:45.303

Weather / Track : Sunny / Dry

Thruxton
 Circuit Length = 2.3560 miles
 Start: 16:44 End: 17:02

**Autoglym Post Historic Touring Car Championship i.a.w. Dunlop
QUALIFYING - RACE 7 - CLASSIFICATION**

POS	NO	CL	NAME	ENTRY	TIME	ON	LAPS	GAP	DIFF	MPH
1	41	C	Nigel GARRETT	Triumph Dolomite Sprint	1:34.604	4	9			89.65
2	55	A	David HOWARD	Jaguar XJ12	1:34.993	6	8	0.389	0.389	89.28
3	49	C	Mark OSBORNE	Triumph Dolomite Sprint	1:35.372	4	8	0.768	0.379	88.93
4	22	B	William JENKINS	BMW 3.0 CSL	1:35.728	9	9	1.124	0.356	88.60
5	16	C	Mark LUCOCK	Ford Escort Mk 1 RS 2000	1:36.094	8	9	1.490	0.366	88.26
6	76	B	Neil BRAY	Ford Capri	1:37.240	5	8	2.636	1.146	87.22
7	14	C	Tony CRUDGINGTON	Triumph Dolomite	1:38.594	6	7	3.990	1.354	86.02
8	50	E	Steven YOUNG	Morris Mini Clubman 1275GT	1:39.276	4	7	4.672	0.682	85.43
9	57	C	David HALL	Vauxhall Firenza	1:39.921	7	8	5.317	0.645	84.88
10	12	D	Tony CRATES	Ford Cortina Lotus Mk 2	1:41.065	8	8	6.461	1.144	83.92
11	20	E	Keith CALVER	Morris Mini 1275GT	1:41.960	4	8	7.356	0.895	83.18
12	39	D	Philip WALLER	Hillman Avenger GT	1:42.299	5	8	7.695	0.339	82.90

Car 39 - Please fit a working transponder

Weather / Track : Sunny / Dry

These results are provisional until the conclusion of any judicial and technical matters.

Thruxton

Circuit Length = 2.3560 miles

Start: 12:40 End: 12:57

Clerk of Course :		Timekeeper :
-------------------	--	--------------

Autoglym Post Historic Touring Car Championship i.a.w. Dunlop

QUALIFYING - RACE 7 - LAP ANALYSIS

12	Tony CRATES		D Ford Cortina Lotus Mk 2				
1 -	1:45.252	+ 4.187	12:44:30.177	5 -	1:41.767	+ 0.702	12:51:32.487
2 -	1:50.038	+ 8.973	12:46:20.215	6 -	1:46.584	+ 5.519	12:53:19.071
3 -	1:44.719	+ 3.654	12:48:04.934	7 -	1:41.208	+ 0.143	12:55:00.279
4 -	1:45.786	+ 4.721	12:49:50.720	8 -	1:41.065		12:56:41.344
14	Tony CRUDGINGTON		C Triumph Dolomite				
1 -	1:40.459	+ 1.865	12:45:08.067	5 -	1:40.075	+ 1.481	12:52:35.302
2 -	2:27.516 P	+ 48.922	12:47:35.583	6 -	1:38.594		12:54:13.896
3 -	1:40.684	+ 2.090	12:49:16.267	7 -	1:56.720	+ 18.126	12:56:10.616
4 -	1:38.960	+ 0.366	12:50:55.227				
16	Mark LUCOCK		C Ford Escort Mk 1 RS 2000				
1 -	1:38.827	+ 2.733	12:44:11.968	6 -	1:36.553	+ 0.459	12:52:16.188
2 -	1:36.823	+ 0.729	12:45:48.791	7 -	1:37.080	+ 0.986	12:53:53.268
3 -	1:37.397	+ 1.303	12:47:26.188	8 -	1:36.094		12:55:29.362
4 -	1:36.667	+ 0.573	12:49:02.855	9 -	1:36.568	+ 0.474	12:57:05.930
5 -	1:36.780	+ 0.686	12:50:39.635				
20	Keith CALVER		E Morris Mini 1275GT				
1 -	1:47.006	+ 5.046	12:44:34.031	5 -	1:42.317	+ 0.357	12:51:24.829
2 -	1:44.204	+ 2.244	12:46:18.235	6 -	1:43.192	+ 1.232	12:53:08.021
3 -	1:42.317	+ 0.357	12:48:00.552	7 -	1:43.615	+ 1.655	12:54:51.636
4 -	1:41.960		12:49:42.512	8 -	1:43.535	+ 1.575	12:56:35.171
22	William JENKINS		B BMW 3.0 CSL				
1 -	1:38.445	+ 2.717	12:43:52.308	6 -	1:36.967	+ 1.239	12:52:00.672
2 -	1:38.248	+ 2.520	12:45:30.556	7 -	1:35.942	+ 0.214	12:53:36.614
3 -	1:37.676	+ 1.948	12:47:08.232	8 -	1:38.616	+ 2.888	12:55:15.230
4 -	1:38.144	+ 2.416	12:48:46.376	9 -	1:35.728		12:56:50.958
5 -	1:37.329	+ 1.601	12:50:23.705				
39	Philip WALLER		D Hillman Avenger GT				
1 -	1:48.701	+ 6.402	12:44:29.136	5 -	1:42.299		12:51:23.965
2 -	1:44.246	+ 1.947	12:46:13.382	6 -	1:43.497	+ 1.198	12:53:07.462
3 -	1:44.549	+ 2.250	12:47:57.931	7 -	1:45.558	+ 3.259	12:54:53.020
4 -	1:43.735	+ 1.436	12:49:41.666	8 -	1:44.662	+ 2.363	12:56:37.682
41	Nigel GARRETT		C Triumph Dolomite Sprint				
1 -	1:40.712	+ 6.108	12:44:07.812	6 -	1:34.920	+ 0.316	12:52:03.712
2 -	1:36.352	+ 1.748	12:45:44.164	7 -	1:34.655	+ 0.051	12:53:38.367
3 -	1:35.318	+ 0.714	12:47:19.482	8 -	1:35.715	+ 1.111	12:55:14.082
4 -	1:34.604		12:48:54.086	9 -	1:35.618	+ 1.014	12:56:49.700
5 -	1:34.706	+ 0.102	12:50:28.792				
49	Mark OSBORNE		C Triumph Dolomite Sprint				
1 -	1:41.396	+ 6.024	12:45:04.027	5 -	1:37.396	+ 2.024	12:51:28.071
2 -	1:35.731	+ 0.359	12:46:39.758	6 -	1:36.174	+ 0.802	12:53:04.245
3 -	1:35.545	+ 0.173	12:48:15.303	7 -	1:35.914	+ 0.542	12:54:40.159
4 -	1:35.372		12:49:50.675	8 -	1:36.334	+ 0.962	12:56:16.493
50	Steven YOUNG		E Morris Mini Clubman 1275GT				
1 -	1:50.310	+ 11.034	12:44:36.594	5 -	1:39.486	+ 0.210	12:51:17.740
2 -	1:41.304	+ 2.028	12:46:17.898	6 -	1:39.357	+ 0.081	12:52:57.097
3 -	1:41.080	+ 1.804	12:47:58.978	7 -	1:39.932	+ 0.656	12:54:37.029
4 -	1:39.276		12:49:38.254				
55	David HOWARD		A Jaguar XJ12				
1 -	1:41.697	+ 6.704	12:44:22.870	5 -	1:36.771	+ 1.778	12:50:50.451
2 -	1:36.719	+ 1.726	12:45:59.589	6 -	1:34.993		12:52:25.444
3 -	1:35.494	+ 0.501	12:47:35.083	7 -	1:37.150	+ 2.157	12:54:02.594

Car 39 - Please fit a working transponder

Weather / Track : Sunny / Dry

Thruxton

Circuit Length = 2.3560 miles

Start: 12:40 End: 12:57

**Autoglym Post Historic Touring Car Championship i.a.w. Dunlop
QUALIFYING - RACE 7 - LAP ANALYSIS**

4 -	1:38.597	+ 3.604	12:49:13.680	8 -	1:36.232	+ 1.239	12:55:38.826
57	David HALL		C Vauxhall Firenza				
1 -	1:50.163	+ 10.242	12:44:29.109	5 -	1:42.872	+ 2.951	12:51:32.016
2 -	1:48.066	+ 8.145	12:46:17.175	6 -	1:40.881	+ 0.960	12:53:12.897
3 -	1:46.895	+ 6.974	12:48:04.070	7 -	1:39.921		12:54:52.818
4 -	1:45.074	+ 5.153	12:49:49.144	8 -	1:42.022	+ 2.101	12:56:34.840
76	Neil BRAY		B Ford Capri				
1 -	1:50.915	+ 13.675	12:44:31.190	5 -	1:37.240		12:51:07.476
2 -	1:40.857	+ 3.617	12:46:12.047	6 -	1:38.745	+ 1.505	12:52:46.221
3 -	1:40.612	+ 3.372	12:47:52.659	7 -	1:39.251	+ 2.011	12:54:25.472
4 -	1:37.577	+ 0.337	12:49:30.236	8 -	1:53.175	+ 15.935	12:56:18.647


Car 39 - Please fit a working transponder

Weather / Track : Sunny / Dry

Thruxton
Circuit Length = 2.3560 miles
Start: 12:40 End: 12:57

Autoglym Post Historic Touring Car Championship i.a.w. Dunlop

RACE 7 - GRID

ROW 6	1:41.960 20 Keith CALVER	1:42.299 39 Philip WALLER
ROW 5	1:39.921 57 David HALL	1:41.065 12 Tony CRATES
ROW 4	1:38.594 14 Tony CRUDGINGTON	1:39.276 50 Steven YOUNG
ROW 3	1:36.094 16 Mark LUCOCK	1:37.240 76 Neil BRAY
ROW 2	1:35.372 49 Mark OSBORNE	1:35.728 22 William JENKINS
ROW 1	1:34.604 41 Nigel GARRETT	1:34.993 55 David HOWARD
Pole		
		

Thruxton
Circuit Length = 2.3560 miles

These results are provisional until the conclusion of any judicial and technical matters.

Clerk of Course :

Timekeeper :

Autoglym Post Historic Touring Car Championship i.a.w. Dunlop

RACE 7 - CLASSIFICATION

POS	NO	CL	NAME	ENTRY	LAPS	TIME	GAP	DIFF	MPH	BEST	ON
1	41	C	Nigel GARRETT	Triumph Dolomite Sprint	13	20:53.986			87.92	1:34.826	3
2	55	A	David HOWARD	Jaguar XJ12	13	20:59.942	5.956	5.956	87.51	1:35.433	12
3	49	C	Mark OSBORNE	Triumph Dolomite Sprint	13	21:08.426	14.440	8.484	86.92	1:35.411	4
4	16	C	Mark LUCOCK	Ford Escort Mk 1 RS 2000	13	21:10.065	16.079	1.639	86.81	1:35.710	12
5	76	B	Neil BRAY	Ford Capri	13	21:14.543	20.557	4.478	86.50	1:36.593	4
6	57	C	David HALL	Vauxhall Firenza	13	21:48.438	54.452	33.895	84.26	1:38.168	10
7	50	E	Steven YOUNG	Morris Mini Clubman 1275GT	13	21:53.970	59.984	5.532	83.91	1:38.521	11
8	39	D	Philip WALLER	Hillman Avenger GT	13	22:11.569	1:17.583	17.599	82.80	1:40.517	3
9	12	D	Tony CRATES	Ford Cortina Lotus Mk 2	13	22:51.734	1:57.748	40.165	80.38	1:40.174	4

NOT CLASSIFIED

<i>DNF</i>	20	E	Keith CALVER	Morris Mini 1275GT	4	7:03.971	9 laps	9 laps	80.02	1:40.333	3
------------	----	---	---------------------	--------------------	---	----------	---------------	--------	-------	----------	---

FASTEST LAP

41	C	Nigel GARRETT	Triumph Dolomite Sprint	3	1:34.826	89.44 mph	143.94 kph
55	A	David HOWARD	Jaguar XJ12	12	1:35.433	88.87 mph	143.02 kph
76	B	Neil BRAY	Ford Capri	4	1:36.593	87.80 mph	141.31 kph
50	E	Steven YOUNG	Morris Mini Clubman 1275GT	11	1:38.521	86.08 mph	138.54 kph
12	D	Tony CRATES	Ford Cortina Lotus Mk 2	4	1:40.174	84.66 mph	136.26 kph

Car 39 - had no working transponder

Weather / Track : Sunny / Dry

These results are provisional until the conclusion of any judicial and technical matters.

Thruxton

Circuit Length = 2.3560 miles

Start: 17:09 End: 17:32

Clerk of Course :	Timekeeper :
-------------------	--------------

Autoglym Post Historic Touring Car Championship i.a.w. Dunlop

RACE 7 - LAP CHART

Lap 1			Lap 2			Lap 3			Lap 4			Lap 5		
No	Behind	Laptime	No	Behind	Laptime	No	Behind	Laptime	No	Behind	Laptime	No	Behind	Laptime
49		1:43.044	41		1:37.086	41		1:34.826	41		1:35.210	41		1:35.136
41	0.218	1:43.262	16	0.283	1:37.200	16	1.606	1:36.149	16	2.571	1:36.175	16	4.240	1:36.805
16	0.387	1:43.431	49	0.601	1:37.905	49	2.620	1:36.845	49	2.821	1:35.411	49	4.611	1:36.926
55	0.793	1:43.837	55	0.630	1:37.141	55	2.994	1:37.190	55	3.375	1:35.591	55	5.182	1:36.943
76	1.904	1:44.948	76	1.564	1:36.964	76	3.971	1:37.233	76	5.354	1:36.593	76	7.438	1:37.220
57	5.151	1:48.195	57	10.187	1:42.340	57	15.881	1:40.520	57	22.106	1:41.435	57	27.650	1:40.099
50	5.566	1:48.610	50	10.817	1:42.555	50	16.311	1:40.320	50	22.687	1:41.586	50	29.118	1:42.148
39	6.925	1:49.969	39	10.933	1:41.312	39	16.624	1:40.517	39	22.952	1:41.538	39	29.392	1:41.576
12	8.471	1:51.515	20	13.392	1:42.172	20	18.899	1:40.333	12	24.725	1:40.174	12	29.962	1:40.373
20	8.524	1:51.568	12	13.846	1:42.679	12	19.761	1:40.741	20	33.587	1:49.898 P			

Car 39 - had no working transponder

Weather / Track : Sunny / Dry

Thrupton
Circuit Length = 2.3560 miles
Start: 17:09 End: 17:32

Autoglym Post Historic Touring Car Championship i.a.w. Dunlop

RACE 7 - LAP CHART

Lap 6			Lap 7			Lap 8			Lap 9			Lap 10		
No	Behind	Laptime	No	Behind	Laptime	No	Behind	Laptime	No	Behind	Laptime	No	Behind	Laptime
41		1:35.788	41		1:35.215	41		1:35.536	41		1:35.794	41		1:36.468
16	6.115	1:37.663	16	7.238	1:36.338	16	7.623	1:35.921	16	8.387	1:36.558	55	8.975	1:36.446
49	6.644	1:37.821	49	7.839	1:36.410	49	8.143	1:35.840	49	8.860	1:36.511	49	11.645	1:39.253
55	7.028	1:37.634	55	8.340	1:36.527	55	9.030	1:36.226	55	8.997	1:35.761	76	16.960	1:38.500
76	8.335	1:36.685	76	9.758	1:36.638	76	12.838	1:38.616	76	14.928	1:37.884	16	17.488	1:45.569
50	31.380	1:39.518	50	35.543	1:39.378	50	39.437	1:39.430	50	43.032	1:39.389	57	46.433	1:38.168
57	33.812	1:40.482	57	37.346	1:38.749	57	40.905	1:39.095	57	44.733	1:39.622	50	47.086	1:40.522
39	35.276	1:41.672	39	40.993	1:40.932	39	47.764	1:42.307	39	54.940	1:42.970	39	1:01.780	1:43.308
12	39.366	1:45.192	12	57.791	1:53.640	12	1:05.325	1:43.070	12	1:11.946	1:42.415	12	1:18.414	1:42.936

Car 39 - had no working transponder

Weather / Track : Sunny / Dry

Thruxton
Circuit Length = 2.3560 miles
Start: 17:09 End: 17:32

**Autoglym Post Historic Touring Car Championship i.a.w. Dunlop
RACE 7 - LAP CHART**

Lap 11			Lap 12			Lap 13		
No	Behind	Laptime	No	Behind	Laptime	No	Behind	Laptime
41		1:36.575	41		1:36.028	41		1:37.062
55	8.166	1:35.766	55	7.571	1:35.433	55	5.956	1:35.447
49	14.308	1:39.238	49	14.722	1:36.442	49	14.440	1:36.780
16	17.364	1:36.451	16	17.046	1:35.710	16	16.079	1:36.095
76	18.440	1:38.055	76	19.828	1:37.416	76	20.557	1:37.791
57	48.937	1:39.079	57	52.708	1:39.799	57	54.452	1:38.806
50	49.032	1:38.521	50	52.947	1:39.943	50	59.984	1:44.099
39	1:07.095	1:41.890	39	1:13.042	1:41.975	39	1:17.583	1:41.603
12	1:24.826	1:42.987	12	1:31.879	1:43.081	12	1:57.748	2:02.931

Car 39 - had no working transponder

Weather / Track : Sunny / Dry

Thruxton
Circuit Length = 2.3560 miles
Start: 17:09 End: 17:32