



Sponsored by Avon Tyres



Ginetta G50 Cup

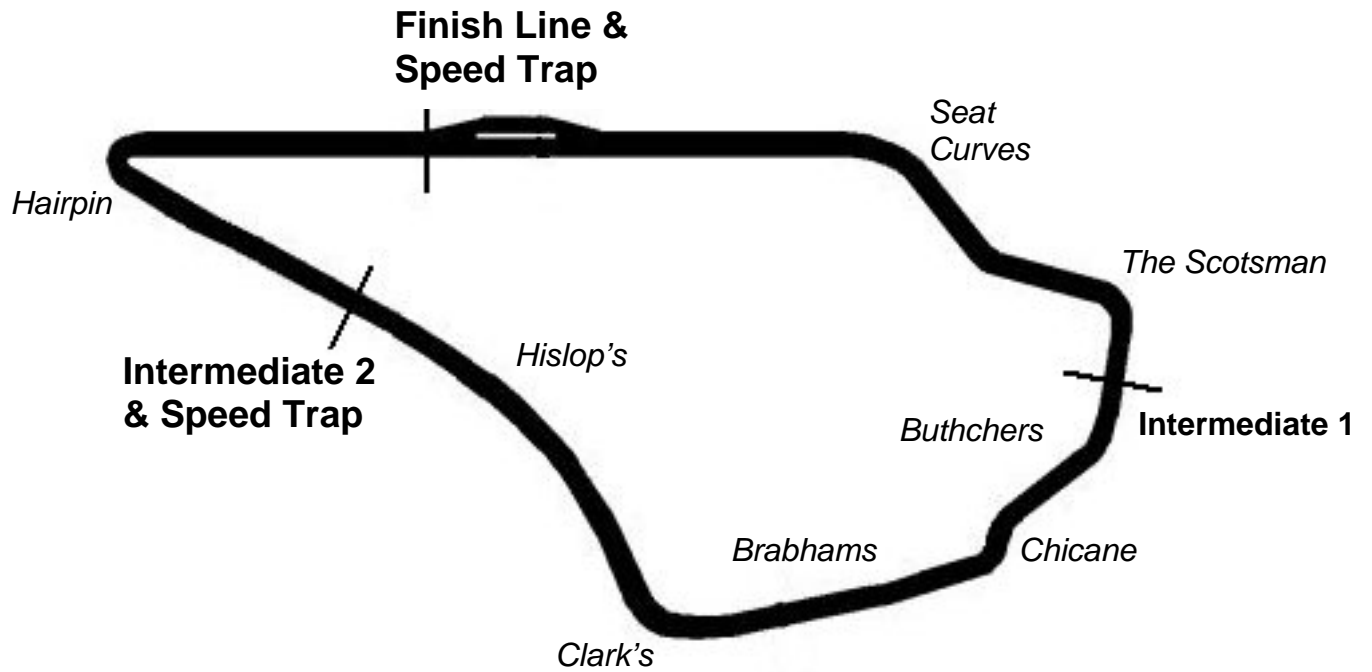
Round 5 & 6
Knockhill

12th & 13th April 2008



Results Provided by Timing Solutions Ltd
www.tsl-timing.com

KNOCKHILL



Circuit Length:	1.2713 miles / 2046.0 metres
Intermediate 1:	697 metres
Intermediate 2:	1508 metres
Pit In:	2046 metres
Pit Out:	183 metres after Finish Line
Pit In – Pit Out	175 metres

Ginetta G50 Championship

PRACTICE - CLASSIFICATION

POS	NO	CL	DRIVER / TEAM	CAR	TIME	ON	LAPS	GAP	DIFF	MPH
1	25	-	Nigel MOORE Tockwith Motorsport	Ginetta G50	54.563	6	10			83.88
2	28	-	Michele TOMMASI Colards	Ginetta G50	54.777	11	13	0.214	0.214	83.55
3	19	-	Christian DICK Speedworks Motorsport	Ginetta G50	54.848	14	14	0.285	0.071	83.44
4	66	-	Frank WRATHALL DynoJet / Will Hoy Scholarship	Ginetta G50	54.954	14	14	0.391	0.106	83.28
5	4	-	Rod CARMAN Rob Austin Racing	Ginetta G50	55.033	11	12	0.470	0.079	83.16
6	29	-	Clive RICHARDS Colards	Ginetta G50	55.160	11	13	0.597	0.127	82.97
7	5	-	Tom DUNSTAN Rob Austin Racing	Ginetta G50	55.342	11	15	0.779	0.182	82.69
8	33	-	Toby NEWTON Xero	Ginetta G50	55.447	11	15	0.884	0.105	82.54
9	47	-	Jonathan COOK Tranzpower	Ginetta G50	55.538	12	14	0.975	0.091	82.40
10	27	-	Ben ELLIOTT Driver	Ginetta G50	55.619	12	12	1.056	0.081	82.28
11	70	-	David DOVE David Dove Racing	Ginetta G50	55.978	11	15	1.415	0.359	81.76
12	6	-	Richard AUSTIN Team GCR	Ginetta G50	56.008	14	15	1.445	0.030	81.71
13	21	-	Richard SYKES Speedworks Motorsport	Ginetta G50	56.126	14	15	1.563	0.118	81.54
14	7	-	Alan BONNER IDL	Ginetta G50	57.756	9	10	3.193	1.630	79.24
15	2	-	Paul O'NEILL	Ginetta G50	58.416	3	6	3.853	0.660	78.34
16	20	-	Tony HUGHES Speedworks	Ginetta G50	58.623	11	11	4.060	0.207	78.07

Weather / Track : Cloudy / Dry

These results are provisional until the conclusion of any judicial and technical matters.

Knockhill
Circuit Length = 1.2713 miles
Start: 11:44 End: 12:06

Clerk of Course :		Timekeeper :
-------------------	--	--------------

Ginetta G50 Championship

PRACTICE - SECTOR ANALYSIS

2	Paul O'NEILL												
1 -	Out	29.478	103.1	18.403	97.4	1:09.640	4 -	18.654	23.091	107.5	49.461	2.2	1:01.639
2 -	20.613	23.739	107.4	17.150	98.5	1:01.502	5 -	1:51.811	24.200	107.0	16.936	98.1	3:02.514
3 -	18.815	23.026	108.2	16.575	99.0	58.416	6 -	18.211	21.928	109.5	13:43.052	19.5	14:23.191
4	Rod CARMAN Rob Austin Racing												
1 -	Out	30.368	92.8	20.519	93.3	1:14.783	7 -	17.843	21.645	110.2	16.674	97.4	56.162
2 -	21.584	26.558	102.9	18.318	93.2	1:06.460	8 -	18.691	24.832	91.9	23.974	31.9	1:07.497
3 -	19.758	23.573	108.4	16.770	99.9	1:00.101	9 -	3:29.646	28.135	93.1	16.751	100.2	4:14.532
4 -	18.572	22.583	109.7	16.481	100.0	57.636	10 -	17.822	21.572	108.8	16.083	98.5	55.477
5 -	18.451	22.156	108.9	16.125	99.3	56.732	11 -	17.734	21.296	109.3	16.003	98.5	55.033
6 -	17.851	22.454	105.8	15.991	99.3	56.296	12 -	17.902	21.310	109.1	16.009	99.4	55.221
5	Tom DUNSTAN Rob Austin Racing												
1 -	Out	39.937	55.0	21.496	97.7	1:25.899	9 -	18.417	22.105	107.5	16.348	98.5	56.870
2 -	21.469	24.798	106.5	17.811	99.6	1:04.078	10 -	17.887	21.663	108.6	16.227	99.6	55.777
3 -	20.164	23.757	108.8	16.809	100.0	1:00.730	11 -	17.832	21.432	109.3	16.078	99.1	55.342
4 -	19.320	25.999	100.5	17.787	100.6	1:03.106	12 -	17.674	22.145	108.1	16.219	100.3	56.038
5 -	18.714	23.032	109.1	16.487	100.2	58.233	13 -	17.855	21.856	109.5	16.093	100.2	55.804
6 -	18.409	23.679	108.4	16.605	99.9	58.693	14 -	17.690	22.615	108.8	16.152	99.3	56.457
7 -	18.034	22.833	108.9	16.122	100.6	56.989	15 -	17.846	21.635	109.1	16.121	99.6	55.602
8 -	17.708	22.314	102.1	16.871	100.5	56.893							
6	Richard AUSTIN Team GCR												
1 -	Out	32.749	95.2	19.575	97.1	1:15.034	9 -	24.393	24.397	88.5	22.738	36.4	1:11.528
2 -	21.339	25.564	107.5	18.329	98.0	1:05.232	10 -	44.254	22.499	107.9	16.776	98.8	1:23.529
3 -	20.286	25.157	108.4	17.250	99.0	1:02.693	11 -	18.287	22.372	107.7	16.459	99.3	57.118
4 -	19.133	24.085	109.3	17.008	100.0	1:00.226	12 -	18.119	21.829	108.9	16.194	99.1	56.142
5 -	18.747	22.810	108.9	16.425	99.6	57.982	13 -	17.997	22.143	108.8	16.298	98.5	56.438
6 -	18.543	22.665	109.3	16.404	99.6	57.612	14 -	18.018	21.714	108.4	16.276	99.3	56.008
7 -	18.071	22.303	109.1	16.429	99.3	56.803	15 -	17.863	22.346	108.2	16.229	99.1	56.438
8 -	18.266	22.363	108.4	17.342	73.3	57.971							
7	Alan BONNER IDL												
1 -						1:06.386	6 -						58.284
2 -						1:01.436	7 -						58.203
3 -						2:00.094	8 -						58.165
4 -						59.518	9 -						57.756
5 -						3:27.071	10 -						58.554
19	Christian DICK Speedworks Motorsport												
1 -	Out	30.247	83.8	18.825	98.4	1:09.778	8 -	18.220	21.915	109.8	19.100	44.0	59.235
2 -	19.868	24.194	107.5	17.329	100.5	1:01.391	9 -	1:42.116	22.189	108.2	16.562	98.3	2:20.867
3 -	18.912	23.968	107.5	16.713	100.8	59.593	10 -	17.771	21.581	108.8	16.368	98.3	55.720
4 -	18.086	22.181	108.9	16.497	100.8	56.764	11 -	17.859	21.596	109.3	16.256	98.5	55.711
5 -	17.723	21.852	109.1	16.182	99.9	55.757	12 -	17.563	21.243	109.7	16.292	99.1	55.098
6 -	17.671	21.697	109.8	16.252	99.7	55.620	13 -	18.558	21.221	108.9	16.325	100.3	56.104
7 -	17.719	21.532	110.0	16.346	98.5	55.597	14 -	17.532	21.089	109.3	16.227	100.3	54.848
20	Tony HUGHES Speedworks												
1 -	Out	33.817	71.4	22.180	91.3	1:20.409	7 -	2:13.255	25.213	102.5	17.885	96.0	2:56.353
2 -	24.028	26.782	96.6	19.321	96.7	1:10.131	8 -	19.899	23.854	106.7	16.659	97.4	1:00.412
3 -	20.716	24.482	104.4	17.600	98.0	1:02.798	9 -	19.505	24.059	96.1	17.537	97.5	1:01.101
4 -	19.776	24.082	105.2	16.903	98.1	1:00.761	10 -	20.028	23.399	106.7	16.805	98.5	1:00.232
5 -	19.554	1:47.187	82.6	19.437	96.7	2:26.178	11 -	19.303	22.758	107.5	16.562	97.7	58.623
6 -	20.093	24.069	106.0	22.845	24.9	1:07.007							
21	Richard SYKES Speedworks Motorsport												
1 -	Out	32.788	64.3	21.219	97.5	1:19.153	9 -	18.213	22.247	106.9	17.755	97.3	58.215
2 -	21.776	25.268	104.5	17.906	97.8	1:04.950	10 -	18.347	22.028	107.7	16.621	97.0	56.996
3 -	19.820	23.843	106.7	17.267	99.3	1:00.930	11 -	17.773	21.893	107.7	16.762	96.4	56.428
4 -	18.948	23.156	107.4	16.965	99.7	59.069	12 -	18.385	21.944	108.8	16.144	98.4	56.473
5 -	18.921	22.847	108.1	16.899	99.7	58.667	13 -	18.494	23.198	105.8	16.414	96.8	58.106

Knockhill
Circuit Length = 1.2713 miles
Start: 11:44 End: 12:06

Weather / Track : Cloudy / Dry

Ginetta G50 Championship

PRACTICE - SECTOR ANALYSIS

6 -	19.108	23.181	107.7	16.849	98.5	59.138	14 -	18.130	21.873	108.1	16.123	98.7	56.126
7 -	18.779	22.144	107.7	16.398	97.1	57.321	15 -	17.862	21.512	108.2	18.759	46.0	58.133
8 -	18.034	21.919	107.7	16.653	99.0	56.606							
25	Nigel MOORE Tockwith Motorsport												
1 -	Out	27.409	96.7	18.763	99.1	1:07.931	6 -	17.521	21.198	109.3	15.844	99.7	54.563
2 -	18.960	28.479	72.2	25.599	33.1	1:13.038	7 -	17.377	21.247	108.9	16.210	99.7	54.834
3 -	2:08.854	22.586	106.0	16.548	99.9	2:47.988	8 -	17.281	21.166	109.3	16.776	101.4	55.223
4 -	17.633	21.513	108.4	16.182	99.4	55.328	9 -	17.602	21.847	106.7	16.182	99.4	55.631
5 -	17.314	22.224	108.4	16.066	99.4	55.604	10 -	17.162	21.016	109.1	18.940	35.6	57.118
27	Ben ELLIOTT Driver												
1 -	Out	35.575	84.0	19.232	87.8	1:19.559	7 -	20.239	24.162	101.2	18.361	44.3	1:02.762
2 -	21.652	25.830	94.4	18.316	89.7	1:05.798	8 -	3:07.585	24.179	77.9	17.525	99.0	3:49.289
3 -	20.909	24.796	97.5	18.709	89.4	1:04.414	9 -	18.737	22.083	108.9	16.212	100.2	57.032
4 -	20.594	25.002	96.6	18.010	93.5	1:03.606	10 -	18.586	21.617	109.8	15.824	100.2	56.027
5 -	19.082	23.335	102.1	16.819	93.9	59.236	11 -	18.273	22.161	80.3	17.703	100.8	58.137
6 -	18.658	24.105	88.5	18.228	94.9	1:00.991	12 -	18.044	21.565	109.1	16.010	100.2	55.619
28	Michele TOMMASI Colards												
1 -	Out	34.785	66.1	21.908	88.3	1:21.172	8 -	2:06.950	21.850	108.8	16.240	100.2	2:45.040
2 -	24.571	28.071	82.6	21.437	99.4	1:14.079	9 -	17.694	21.546	109.3	16.073	100.0	55.313
3 -	21.477	25.403	105.5	18.423	100.6	1:05.303	10 -	17.709	23.142	98.3	16.871	100.8	57.722
4 -	19.626	33.566	79.1	18.120	100.6	1:11.312	11 -	17.491	21.257	111.3	16.029	100.3	54.777
5 -	18.631	23.127	108.9	16.585	101.4	58.343	12 -	17.768	31.673	104.7	16.416	100.6	1:05.857
6 -	18.500	23.638	108.2	16.492	100.5	58.630	13 -	17.522	21.373	110.2	15.956	100.6	54.851
7 -	18.172	22.108	102.8	17.662	53.7	57.942							
29	Clive RICHARDS Colards												
1 -	Out	39.001	55.3	24.011	68.8	1:28.245	8 -	17.687	21.477	108.1	16.224	98.5	55.388
2 -	27.100	24.769	106.9	17.020	99.3	1:08.889	9 -	17.565	21.407	108.2	16.348	97.8	55.320
3 -	18.578	22.508	108.4	16.578	100.2	57.664	10 -	17.663	21.430	106.9	16.288	98.0	55.381
4 -	18.697	24.921	101.2	16.922	99.6	1:00.540	11 -	17.661	21.348	107.4	16.151	97.8	55.160
5 -	17.811	23.318	108.2	16.566	99.3	57.695	12 -	17.600	30.222	79.3	23.793	45.0	1:11.615
6 -	18.644	23.339	106.7	16.551	98.4	58.534	13 -	1:33.597	21.891	108.1	16.279	98.0	2:11.767
7 -	17.693	21.616	107.9	16.316	98.1	55.625							
33	Toby NEWTON Xero												
1 -						1:02.908	9 -						57.145
2 -						59.550	10 -						56.959
3 -						58.081	11 -						55.447
4 -						56.938	12 -						56.465
5 -						56.663	13 -						55.709
6 -						57.800	14 -						55.857
7 -						55.558	15 -						55.453
8 -						56.112							
47	Jonathan COOK Tranzpower												
1 -	Out	29.125	93.3	18.843	98.7	1:10.539	8 -	17.941	22.272	109.7	15.972	100.3	56.185
2 -	20.560	25.633	104.2	17.857	99.3	1:04.050	9 -	17.734	21.846	109.3	16.440	99.9	56.020
3 -	19.420	23.573	108.6	16.726	99.9	59.719	10 -	17.962	21.658	109.3	16.220	99.3	55.840
4 -	18.585	22.691	108.9	16.549	99.7	57.825	11 -	17.797	21.709	110.0	16.191	99.1	55.697
5 -	18.130	22.741	107.7	16.427	100.0	57.298	12 -	17.775	21.775	110.0	15.988	99.4	55.538
6 -	18.226	22.361	108.9	16.185	99.3	56.772	13 -	17.636	21.644	110.7	16.327	99.0	55.607
7 -	18.139	23.918	108.2	16.608	100.8	58.665	14 -	18.436	21.944	109.3	18.079	43.9	58.459
66	Frank WRATHALL DynoJet / Will Hoy Scholarship												
1 -	Out	29.119	84.6	20.242	97.4	1:10.577	8 -	18.071	22.520	104.7	22.621	22.4	1:03.212
2 -	20.413	24.312	107.4	17.393	99.1	1:02.118	9 -	2:01.015	22.060	107.9	16.925	100.3	2:40.000
3 -	18.519	22.830	108.8	16.817	100.2	58.166	10 -	18.290	21.710	109.5	16.173	98.7	56.173
4 -	17.965	22.990	107.9	16.510	100.3	57.465	11 -	17.445	21.570	109.8	16.071	99.9	55.086
5 -	17.822	22.196	108.9	16.445	99.6	56.463	12 -	17.672	21.404	110.9	15.988	100.5	55.064
6 -	18.032	22.759	108.4	16.309	99.3	57.100	13 -	17.855	21.815	98.3	16.349	98.5	56.019
7 -	17.688	22.271	108.6	16.269	99.9	56.228	14 -	17.386	21.568	109.5	16.000	99.4	54.954

Knockhill
Circuit Length = 1.2713 miles
Start: 11:44 End: 12:06

Weather / Track : Cloudy / Dry

Ginetta G50 Championship
PRACTICE - SECTOR ANALYSIS

70		David DOVE				David Dove Racing							
1 -	Out	1:03.193	59.3	21.598	98.3	1:48.686	9 -	18.617	23.053	108.6	16.656	98.5	58.326
2 -	21.677	24.775	106.5	17.267	99.9	1:03.719	10 -	18.160	22.984	108.4	17.496	98.3	58.640
3 -	20.185	23.911	105.2	17.559	99.6	1:01.655	11 -	18.036	21.890	110.4	16.052	100.2	55.978
4 -	18.945	23.722	105.2	16.778	99.0	59.445	12 -	17.965	22.246	110.0	16.417	99.6	56.628
5 -	18.837	23.900	108.1	16.489	99.0	59.226	13 -	17.880	22.156	109.3	15.950	99.3	55.986
6 -	18.316	24.356	91.3	16.667	99.9	59.339	14 -	17.826	22.224	108.6	16.157	99.1	56.207
7 -	18.292	22.827	108.4	16.025	100.2	57.144	15 -	18.076	21.919	109.1	16.048	99.0	56.043
8 -	17.798	22.281	108.8	16.591	97.5	56.670							

Ginetta G50 Championship

PRACTICE - BEST SECTOR TIMES

SECTOR 1			SECTOR 2			SECTOR 3			IDEAL / BEST COMPARISON						
POS	NO	NAME	TIME	NO	NAME	TIME	NO	NAME	TIME	POS	NO	NAME	IDEAL	BEST	DIFF
1	25	MOORE	17.162	25	MOORE	21.016	27	ELLIOTT	15.824	1	25	MOORE	54.022	54.563	0.541
2	66	WRATHALL	17.386	19	DICK	21.089	25	MOORE	15.844	2	28	TOMMASI	54.704	54.777	0.073
3	28	TOMMASI	17.491	28	TOMMASI	21.257	70	DOVE	15.950	3	66	WRATHALL	54.778	54.954	0.176
4	19	DICK	17.532	4	CARMAN	21.296	28	TOMMASI	15.956	4	19	DICK	54.803	54.848	0.045
5	29	RICHARDS	17.565	29	RICHARDS	21.348	47	COOK	15.972	5	4	CARMAN	55.021	55.033	0.012
6	47	COOK	17.636	66	WRATHALL	21.404	66	WRATHALL	15.988	6	29	RICHARDS	55.064	55.160	0.096
7	5	DUNSTAN	17.674	5	DUNSTAN	21.432	4	CARMAN	15.991	7	5	DUNSTAN	55.184	55.342	0.158
8	4	CARMAN	17.734	21	SYKES	21.512	5	DUNSTAN	16.078	8	47	COOK	55.252	55.538	0.286
9	21	SYKES	17.773	27	ELLIOTT	21.565	21	SYKES	16.123	9	21	SYKES	55.408	56.126	0.718
10	70	DOVE	17.798	47	COOK	21.644	29	RICHARDS	16.151	10	27	ELLIOTT	55.433	55.619	0.186
11	6	AUSTIN	17.863	6	AUSTIN	21.714	19	DICK	16.182	11	70	DOVE	55.638	55.978	0.340
12	27	ELLIOTT	18.044	70	DOVE	21.890	6	AUSTIN	16.194	12	6	AUSTIN	55.771	56.008	0.237
13	2	O'NEILL	18.211	2	O'NEILL	21.928	20	HUGHES	16.562	13	2	O'NEILL	56.714	58.416	1.702
14	20	HUGHES	19.303	20	HUGHES	22.758	2	O'NEILL	16.575	14	20	HUGHES	58.623	58.623	0.000
15	7	BONNER		7	BONNER		7	BONNER		15	7	BONNER		57.756	0.000
16	33	NEWTON		33	NEWTON		33	NEWTON		16	33	NEWTON		55.447	0.000
											Perfect Lap		54.002		

Ginetta G50 Championship

PRACTICE - SPEED TRAPS

SECTOR 1				SECTOR 2			FINISH LINE		
POS	NO	NAME	MPH	NO	NAME	MPH	NO	NAME	MPH
<i>1</i>				28	Michele TOMMASI	111.3	25	Nigel MOORE	101.4
<i>2</i>				66	Frank WRATHALL	110.9	28	Michele TOMMASI	101.4
<i>3</i>				47	Jonathan COOK	110.7	19	Christian DICK	100.8
<i>4</i>				70	David DOVE	110.4	27	Ben ELLIOTT	100.8
<i>5</i>				4	Rod CARMAN	110.2	47	Jonathan COOK	100.8
<i>6</i>				19	Christian DICK	110.0	5	Tom DUNSTAN	100.6
<i>7</i>				27	Ben ELLIOTT	109.8	66	Frank WRATHALL	100.5
<i>8</i>				2	Paul O'NEILL	109.5	4	Rod CARMAN	100.2
<i>9</i>				5	Tom DUNSTAN	109.5	29	Clive RICHARDS	100.2
<i>10</i>				6	Richard AUSTIN	109.3	70	David DOVE	100.2
<i>11</i>				25	Nigel MOORE	109.3	6	Richard AUSTIN	100.0
<i>12</i>				21	Richard SYKES	108.8	21	Richard SYKES	99.7
<i>13</i>				29	Clive RICHARDS	108.4	2	Paul O'NEILL	99.0
<i>14</i>				20	Tony HUGHES	107.5	20	Tony HUGHES	98.5
<i>15</i>									
<i>16</i>									

Ginetta G50 Championship

QUALIFYING - RACE 9 - CLASSIFICATION

POS	NO	CL	DRIVER / TEAM	CAR	TIME	ON	LAPS	GAP	DIFF	MPH
1	25	-	Nigel MOORE Tockwith Motorsport	Ginetta G50	58.590	13	14			78.11
2	19	-	Christian DICK Speedworks Motorsport	Ginetta G50	59.175	13	14	0.585	0.585	77.34
3	10	-	Tom SHARP IDL	Ginetta G50	59.213	13	14	0.623	0.038	77.29
4	66	-	Frank WRATHALL DynoJet / Will Hoy Scholarship	Ginetta G50	59.452	13	14	0.862	0.239	76.98
5	2	-	Paul O'NEILL	Ginetta G50	59.566	12	14	0.976	0.114	76.83
6	33	-	Toby NEWTON Xero	Ginetta G50	59.984	14	14	1.394	0.418	76.29
7	27	-	Ben ELLIOTT Driver	Ginetta G50	1:00.122	12	13	1.532	0.138	76.12
8	29	-	Clive RICHARDS Colards	Ginetta G50	1:00.275	10	11	1.685	0.153	75.93
9	6	-	Richard AUSTIN Rob Austin Racing	Ginetta G50	1:00.939	14	14	2.349	0.664	75.10
10	7	-	Alan BONNER IDL	Ginetta G50	1:01.210	12	13	2.620	0.271	74.77
11	47	-	Jonathan COOK Tranzpower	Ginetta G50	1:01.229	11	13	2.639	0.019	74.74
12	21	-	Richard SYKES Speedworks Motorsport	Ginetta G50	1:01.721	14	14	3.131	0.492	74.15
13	5	-	Tom DUNSTAN Team GCR	Ginetta G50	1:01.805	7	8	3.215	0.084	74.05
14	4	-	Rod CARMAN Rob Austin Racing	Ginetta G50	1:02.177	10	13	3.587	0.372	73.60
15	70	-	David DOVE David Dove Racing	Ginetta G50	1:03.302	8	8	4.712	1.125	72.30
16	20	-	Tony HUGHES Speedworks	Ginetta G50	1:05.896	10	12	7.306	2.594	69.45
17	28	-	Michele TOMMASI Colards	Ginetta G50	1:08.711	8	9	10.121	2.815	66.60

Weather / Track : Cloudy / Wet

These results are provisional until the conclusion of any judicial and technical matters.

Knockhill
Circuit Length = 1.2713 miles
Start: 15:56 End: 16:16

Clerk of Course :

Timekeeper :

Ginetta G50 Championship

QUALIFYING - RACE 9 - SECTOR ANALYSIS

2	Paul O'NEILL													
1 -	Out	26.713	96.3	18.637	96.7	1:08.020	8 -	19.929	23.528	107.9	17.629	97.4	1:01.086	
2 -	3:37.820	26.036	101.8	18.354	97.8	4:22.210	9 -	19.317	23.615	106.7	17.347	97.7	1:00.279	
3 -	20.309	24.606	104.4	18.200	97.4	1:03.115	10 -	19.363	23.939	107.0	17.442	98.1	1:00.744	
4 -	19.960	24.771	107.0	17.792	97.8	1:02.523	11 -	19.153	24.819	106.0	17.736	97.5	1:01.708	
5 -	19.657	24.075	107.2	17.743	97.4	1:01.475	12 -	18.973	23.233	107.5	17.360	97.4	59.566	
6 -	19.643	24.051	107.0	17.720	97.7	1:01.414	13 -	19.316	23.317	107.5	17.688	97.7	1:00.321	
7 -	19.313	23.880	106.0	18.073	98.4	1:01.266	14 -	18.774	24.156	102.8	18.189	97.5	1:01.119	
4	Rod CARMAN										Rob Austin Racing			
1 -	Out	30.634	86.8	20.669	88.0	1:13.784	8 -	20.700	24.774	106.9	17.713	97.0	1:03.187	
2 -	3:29.203	27.364	97.7	18.564	96.1	4:15.131	9 -	20.509	25.340	104.9	17.420	97.1	1:03.269	
3 -	21.210	25.802	103.9	18.120	95.9	1:05.132	10 -	20.323	24.443	106.7	17.411	96.7	1:02.177	
4 -	21.142	25.609	105.5	17.788	96.3	1:04.539	11 -	20.329	25.030	106.0	17.285	97.3	1:02.644	
5 -	20.990	24.895	106.4	17.668	97.0	1:03.553	12 -	20.324	27.769	81.5	18.894	97.1	1:06.987	
6 -	21.058	24.174	107.0	17.152	98.0	1:02.384	13 -	20.664	24.591	106.4	17.132	97.3	1:02.387	
7 -	20.247	34.006	95.6	18.637	95.9	1:12.890								
5	Tom DUNSTAN										Team GCR			
1 -	Out	34.491	77.0	23.848	83.0	1:23.658	5 -	21.508	25.115	108.6	18.280	97.7	1:04.903	
2 -	3:36.639	33.338	84.6	24.071	79.3	4:34.048	6 -	20.311	24.391	108.2	17.551	98.4	1:02.253	
3 -	26.376	30.891	87.4	24.989	33.7	1:22.256	7 -	19.810	24.030	107.5	17.965	98.8	1:01.805	
4 -	5:18.456	26.097	106.5	19.016	98.7	6:03.569	8 -	19.976	24.225	108.4	17.620	97.8	1:01.821	
6	Richard AUSTIN										Rob Austin Racing			
1 -	Out	29.900	97.3	19.265	97.0	1:11.730	8 -	20.622	24.425	107.2	18.165	97.1	1:03.212	
2 -	3:41.255	26.335	106.0	18.341	96.8	4:25.931	9 -	20.151	24.419	107.2	17.966	96.4	1:02.536	
3 -	21.076	25.379	106.5	18.161	96.6	1:04.616	10 -	20.375	24.327	107.4	17.664	96.6	1:02.366	
4 -	21.128	26.184	106.0	17.959	97.8	1:05.271	11 -	20.325	26.371	106.5	17.792	97.3	1:04.488	
5 -	20.831	25.161	106.9	17.925	96.7	1:03.917	12 -	20.005	25.144	106.4	17.758	96.3	1:02.907	
6 -	20.615	25.237	105.7	17.847	96.8	1:03.699	13 -	19.794	24.157	107.5	17.397	96.0	1:01.348	
7 -	20.814	25.079	106.7	17.727	96.0	1:03.620	14 -	19.538	23.944	107.4	17.457	96.1	1:00.939	
7	Alan BONNER										IDL			
1 -	Out	30.811	94.4	20.945	94.4	1:15.799	8 -	20.531	24.471	107.4	17.737	96.6	1:02.739	
2 -	3:34.830	28.088	93.6	19.199	96.1	4:22.117	9 -	20.313	24.401	106.9	17.744	97.3	1:02.458	
3 -	22.247	26.996	103.6	18.719	97.3	1:07.962	10 -	20.269	24.340	105.0	17.467	98.1	1:02.076	
4 -	21.508	25.978	104.2	19.178	96.3	1:06.664	11 -	20.761	24.344	107.7	17.772	98.1	1:02.877	
5 -	21.355	25.306	105.8	18.317	97.5	1:04.978	12 -	19.843	24.000	107.2	17.367	97.1	1:01.210	
6 -	20.993	26.632	102.8	18.590	96.1	1:06.215	13 -	19.904	25.747	107.5	17.446	98.1	1:03.097	
7 -	21.243	25.432	105.5	17.878	97.1	1:04.553								
10	Tom SHARP										IDL			
1 -	Out	27.504	93.5	19.330	87.3	1:07.536	8 -	19.473	23.483	106.5	17.672	98.4	1:00.628	
2 -	3:42.057	25.062	103.4	17.736	96.8	4:24.855	9 -	19.216	23.476	105.7	17.127	97.3	59.819	
3 -	19.988	24.060	105.5	17.377	96.6	1:01.425	10 -	19.653	23.374	107.0	17.098	97.7	1:00.125	
4 -	19.967	23.658	106.0	17.496	97.1	1:01.121	11 -	19.229	23.122	107.9	17.245	98.5	59.596	
5 -	19.813	23.817	102.5	17.154	96.8	1:00.784	12 -	19.728	23.835	105.5	17.538	98.0	1:01.101	
6 -	19.636	23.339	106.2	17.388	96.6	1:00.363	13 -	19.107	23.215	107.7	16.891	96.8	59.213	
7 -	19.328	23.785	105.7	17.083	97.0	1:00.196	14 -	22.324	38.513	54.6	29.972	34.6	1:30.809	
19	Christian DICK										Speedworks Motorsport			
1 -	Out	26.702	101.7	18.643	96.6	1:05.618	8 -	19.826	24.532	108.6	17.260	97.4	1:01.618	
2 -	4:11.238	25.435	95.5	18.870	97.3	4:55.543	9 -	19.270	23.464	107.7	17.757	95.5	1:00.491	
3 -	20.660	25.087	105.0	17.603	98.5	1:03.350	10 -	18.956	23.741	104.9	17.267	97.0	59.964	
4 -	19.971	24.182	107.2	17.606	98.5	1:01.759	11 -	19.103	23.460	107.5	16.946	98.7	59.509	
5 -	19.893	24.158	108.2	17.556	98.5	1:01.607	12 -	19.234	24.052	105.8	17.645	99.6	1:00.931	
6 -	19.641	23.905	107.5	17.302	99.1	1:00.848	13 -	18.865	23.407	107.2	16.903	98.8	59.175	
7 -	19.385	24.129	106.5	17.532	98.7	1:01.046	14 -	18.724	23.521	107.4	17.252	99.0	59.497	
20	Tony HUGHES										Speedworks			
1 -	Out	34.401	77.7	23.209	82.7	1:21.698	7 -	23.735	26.208	103.2	18.350	95.6	1:08.293	
2 -	3:36.817	33.586	75.1	22.394	83.8	4:32.797	8 -	23.637	27.203	101.4	18.756	94.9	1:09.596	

Knockhill
Circuit Length = 1.2713 miles
Start: 15:56 End: 16:16

Weather / Track : Cloudy / Wet

Ginetta G50 Championship

QUALIFYING - RACE 9 - SECTOR ANALYSIS

3 -	24.702	28.267	98.3	20.189	84.7	1:13.158	9 -	22.898	28.263	98.4	18.556	95.7	1:09.717
4 -	24.334	27.228	98.8	19.548	91.9	1:11.110	10 -	22.068	25.688	104.9	18.140	96.1	1:05.896
5 -	23.569	27.615	96.1	19.979	92.8	1:11.163	11 -	21.807	26.960	101.7	19.563	94.1	1:08.330
6 -	22.787	26.714	99.9	18.937	94.1	1:08.438	12 -	22.085	26.059	91.8	18.689	95.9	1:06.833
21	Richard SYKES					Speedworks Motorsport							
1 -	Out	30.182	91.2	19.150	96.7	1:13.040	8 -	20.840	24.427	106.2	17.766	96.8	1:03.033
2 -	3:32.829	26.011	102.0	18.591	97.7	4:17.431	9 -	20.665	24.308	104.7	17.720	97.3	1:02.693
3 -	21.301	25.505	105.4	19.676	94.1	1:06.482	10 -	21.038	29.050	76.7	18.998	95.2	1:09.086
4 -	21.437	25.695	102.8	18.069	98.7	1:05.201	11 -	22.249	26.355	100.8	18.295	98.1	1:06.899
5 -	20.784	24.702	105.7	18.013	97.8	1:03.499	12 -	20.576	25.419	102.6	18.516	87.7	1:04.511
6 -	20.601	24.698	102.8	18.442	98.5	1:03.741	13 -	20.554	24.958	103.9	17.682	96.1	1:03.194
7 -	20.460	24.427	105.2	17.668	98.0	1:02.555	14 -	19.889	24.304	106.5	17.528	96.8	1:01.721
25	Nigel MOORE					Tockwith Motorsport							
1 -	Out	26.502	100.8	19.003	97.5	1:07.770	8 -	19.038	23.384	108.2	17.288	97.3	59.710
2 -	3:31.183	26.040	105.2	18.542	97.5	4:15.765	9 -	19.686	23.930	105.0	17.106	97.5	1:00.722
3 -	20.330	24.090	106.0	17.848	97.3	1:02.268	10 -	18.842	23.387	105.7	17.119	97.8	59.348
4 -	19.652	24.518	104.9	17.494	98.3	1:01.664	11 -	18.894	23.207	107.0	16.970	98.1	59.071
5 -	19.331	23.525	107.2	17.146	98.5	1:00.002	12 -	18.946	23.690	106.2	17.133	97.4	59.769
6 -	19.684	23.280	107.9	17.402	97.5	1:00.366	13 -	18.731	22.992	106.9	16.867	98.3	58.590
7 -	19.184	23.523	106.9	17.145	98.5	59.852	14 -	18.617	23.254	107.2	17.565	97.3	59.436
27	Ben ELLIOTT					Driver							
1 -	Out	29.235	94.7	19.681	92.6	1:11.790	8 -	19.918	23.859	108.4	17.088	98.5	1:00.865
2 -	3:37.461	25.998	78.8	24.353	96.1	4:27.812	9 -	19.527	23.660	108.4	18.379	99.4	1:01.566
3 -	21.908	27.130	105.8	18.495	98.3	1:07.533	10 -	19.938	24.640	107.4	16.967	98.3	1:01.545
4 -	20.855	26.125	107.5	17.674	97.4	1:04.654	11 -	19.771	23.889	108.6	16.731	98.3	1:00.391
5 -	20.754	24.596	107.9	17.112	98.5	1:02.462	12 -	19.413	23.767	108.2	16.942	98.7	1:00.122
6 -	20.227	24.403	107.0	17.496	98.3	1:02.126	13 -	20.444	24.932	102.5	17.317	98.4	1:02.693
7 -	20.037	24.522	108.2	17.236	97.4	1:01.795							
28	Michele TOMMASI					Colards							
1 -	Out	34.877	75.6	24.057	77.5	1:23.195	6 -	22.762	29.624	89.8	20.402	93.5	1:12.788
2 -	25.553	46.269	82.5	21.615	80.6	1:33.437	7 -	21.900	29.125	93.3	20.335	96.6	1:11.360
3 -	24.815	33.913	76.4	22.168	86.7	1:20.896	8 -	21.406	28.225	96.0	19.080	97.7	1:08.711
4 -	25.492	32.017	90.7	21.940	90.6	1:19.449	9 -	20.654	38.365	67.8	24.606	39.9	1:23.625
5 -	23.165	29.790	87.4	20.354	93.2	1:13.309							
29	Clive RICHARDS					Colards							
1 -	Out	26.847	102.3	19.011	97.5	7:17.403	7 -	20.186	28.032	92.6	17.793	97.0	1:06.011
2 -	20.736	24.417	107.2	17.780	97.3	1:02.933	8 -	19.203	23.841	107.2	17.361	96.8	1:00.405
3 -	20.525	24.558	105.8	17.735	96.4	1:02.818	9 -	19.251	24.055	107.4	18.291	96.8	1:01.597
4 -	19.857	24.208	106.2	17.551	96.6	1:01.616	10 -	19.169	23.790	107.9	17.316	96.3	1:00.275
5 -	19.794	23.976	107.2	17.355	96.7	1:01.125	11 -	19.152	23.851	108.1	17.279	96.0	1:00.282
6 -	19.605	24.939	105.8	17.621	97.1	1:02.165							
33	Toby NEWTON					Xero							
1 -	Out	30.528	87.6	19.289	96.8	1:11.314	8 -	19.884	24.351	107.7	18.208	97.7	1:02.443
2 -	3:31.182	26.065	102.9	19.154	96.4	4:16.401	9 -	20.283	24.407	105.5	17.552	97.8	1:02.242
3 -	20.534	25.024	106.4	18.340	96.4	1:03.898	10 -	19.395	23.819	107.7	17.346	97.1	1:00.560
4 -	20.994	24.498	107.0	18.805	97.5	1:04.297	11 -	19.521	23.788	108.1	17.480	97.3	1:00.789
5 -	20.005	24.384	107.0	18.001	97.3	1:02.390	12 -	19.305	23.811	107.7	17.906	96.8	1:01.022
6 -	20.019	24.352	107.0	17.851	97.3	1:02.222	13 -	19.262	24.475	102.9	17.529	97.5	1:01.266
7 -	19.883	23.907	107.5	17.836	94.9	1:01.626	14 -	19.061	23.498	107.9	17.425	97.0	59.984
47	Jonathan COOK					Tranzpower							
1 -	Out	30.763	91.8	20.070	95.7	1:14.705	8 -	20.366	24.501	106.7	17.440	97.8	1:02.307
2 -	3:35.188	27.687	96.3	20.155	95.6	4:23.030	9 -	20.912	24.616	106.5	17.950	97.3	1:03.478
3 -	21.669	26.350	105.7	18.627	97.7	1:06.646	10 -	20.314	25.507	106.0	17.625	98.3	1:03.446
4 -	21.490	25.551	105.5	18.343	97.5	1:05.384	11 -	19.814	24.090	108.4	17.325	98.0	1:01.229
5 -	20.516	24.960	106.9	17.692	97.7	1:03.168	12 -	19.681	24.278	107.0	17.460	97.7	1:01.419
6 -	20.400	24.851	107.0	17.643	98.0	1:02.894	13 -	19.772	24.392	107.7	17.671	97.1	1:01.835
7 -	20.525	25.075	106.7	17.994	96.7	1:03.594							

Knockhill
Circuit Length = 1.2713 miles
Start: 15:56 End: 16:16

Weather / Track : Cloudy / Wet

Ginetta G50 Championship

QUALIFYING - RACE 9 - SECTOR ANALYSIS

66		Frank WRATHALL				DynoJet / Will Hoy Scholarship							
1 -	Out	26.214	103.2	18.355	99.0	1:04.789	8 -	20.295	23.586	108.2	17.225	97.1	1:01.106
2 -	3:50.549	25.208	107.7	18.301	99.1	4:34.058	9 -	19.917	23.325	108.1	17.429	97.3	1:00.671
3 -	19.957	24.977	107.2	18.078	97.4	1:03.012	10 -	19.274	23.404	108.4	16.933	98.4	59.611
4 -	20.007	23.836	108.4	17.433	98.7	1:01.276	11 -	19.141	24.275	102.9	17.842	97.8	1:01.258
5 -	19.816	24.524	108.2	17.447	97.3	1:01.787	12 -	19.164	23.427	108.2	17.205	98.7	59.796
6 -	19.757	23.416	108.2	17.501	96.7	1:00.674	13 -	19.013	23.268	108.9	17.171	98.4	59.452
7 -	19.474	23.556	108.1	17.033	98.0	1:00.063	14 -	19.380	24.063	102.6	18.177	98.1	1:01.620
70		David DOVE				David Dove Racing							
1 -	Out	34.465	71.9	25.829	36.3	6:13.111	5 -	21.498	26.612	100.8	18.916	97.8	1:07.026
2 -	3:54.399	29.901	92.1	18.936	96.8	4:43.236	6 -	21.501	26.718	101.5	18.008	97.8	1:06.227
3 -	21.962	27.010	94.1	18.684	97.3	1:07.656	7 -	20.985	27.127	90.9	18.260	98.1	1:06.372
4 -	22.065	25.828	100.3	18.159	97.5	1:06.052	8 -	20.500	25.543	107.2	17.259	97.8	1:03.302

Ginetta G50 Championship

QUALIFYING - RACE 9 - BEST SECTOR TIMES


SECTOR 1			SECTOR 2			SECTOR 3			IDEAL / BEST COMPARISON						
POS	NO	NAME	TIME	NO	NAME	TIME	NO	NAME	TIME	POS	NO	NAME	IDEAL	BEST	DIFF
1	25	MOORE	18.617	25	MOORE	22.992	27	ELLIOTT	16.731	1	25	MOORE	58.476	58.590	0.114
2	19	DICK	18.724	10	SHARP	23.122	25	MOORE	16.867	2	19	DICK	59.034	59.175	0.141
3	2	O'NEILL	18.774	2	O'NEILL	23.233	10	SHARP	16.891	3	10	SHARP	59.120	59.213	0.093
4	66	WRATHALL	19.013	66	WRATHALL	23.268	19	DICK	16.903	4	66	WRATHALL	59.214	59.452	0.238
5	33	NEWTON	19.061	19	DICK	23.407	66	WRATHALL	16.933	5	2	O'NEILL	59.354	59.566	0.212
6	10	SHARP	19.107	33	NEWTON	23.498	4	CARMAN	17.132	6	27	ELLIOTT	59.804	1:00.122	0.318
7	29	RICHARDS	19.152	27	ELLIOTT	23.660	70	DOVE	17.259	7	33	NEWTON	59.905	59.984	0.079
8	27	ELLIOTT	19.413	29	RICHARDS	23.790	29	RICHARDS	17.279	8	29	RICHARDS	1:00.221	1:00.275	0.054
9	6	AUSTIN	19.538	6	AUSTIN	23.944	47	COOK	17.325	9	6	AUSTIN	1:00.879	1:00.939	0.060
10	47	COOK	19.681	7	BONNER	24.000	33	NEWTON	17.346	10	47	COOK	1:01.096	1:01.229	0.133
11	5	DUNSTAN	19.810	5	DUNSTAN	24.030	2	O'NEILL	17.347	11	7	BONNER	1:01.210	1:01.210	0.000
12	7	BONNER	19.843	47	COOK	24.090	7	BONNER	17.367	12	5	DUNSTAN	1:01.391	1:01.805	0.414
13	21	SYKES	19.889	4	CARMAN	24.174	6	AUSTIN	17.397	13	4	CARMAN	1:01.553	1:02.177	0.624
14	4	CARMAN	20.247	21	SYKES	24.304	21	SYKES	17.528	14	21	SYKES	1:01.721	1:01.721	0.000
15	70	DOVE	20.500	70	DOVE	25.543	5	DUNSTAN	17.551	15	70	DOVE	1:03.302	1:03.302	0.000
16	28	TOMMASI	20.654	20	HUGHES	25.688	20	HUGHES	18.140	16	20	HUGHES	1:05.635	1:05.896	0.261
17	20	HUGHES	21.807	28	TOMMASI	28.225	28	TOMMASI	19.080	17	28	TOMMASI	1:07.959	1:08.711	0.752
												Perfect Lap	58.340		

Ginetta G50 Championship
QUALIFYING - RACE 9 - SPEED TRAPS

SECTOR 1				SECTOR 2			FINISH LINE		
POS	NO	NAME	MPH	NO	NAME	MPH	NO	NAME	MPH
1				66	Frank WRATHALL	108.9	19	Christian DICK	99.6
2				5	Tom DUNSTAN	108.6	27	Ben ELLIOTT	99.4
3				19	Christian DICK	108.6	66	Frank WRATHALL	99.1
4				27	Ben ELLIOTT	108.6	5	Tom DUNSTAN	98.8
5				47	Jonathan COOK	108.4	21	Richard SYKES	98.7
6				25	Nigel MOORE	108.2	10	Tom SHARP	98.5
7				29	Clive RICHARDS	108.1	25	Nigel MOORE	98.5
8				33	Toby NEWTON	108.1	2	Paul O'NEILL	98.4
9				2	Paul O'NEILL	107.9	47	Jonathan COOK	98.3
10				10	Tom SHARP	107.9	7	Alan BONNER	98.1
11				7	Alan BONNER	107.7	70	David DOVE	98.1
12				6	Richard AUSTIN	107.5	4	Rod CARMAN	98.0
13				70	David DOVE	107.2	6	Richard AUSTIN	97.8
14				4	Rod CARMAN	107.0	33	Toby NEWTON	97.8
15				21	Richard SYKES	106.5	28	Michele TOMMASI	97.7
16				20	Tony HUGHES	104.9	29	Clive RICHARDS	97.5
17				28	Michele TOMMASI	96.0	20	Tony HUGHES	96.1

Ginetta G50 Championship

RACE 8 - GRID

ROW 9	1:08.711 28 Michele TOMMASI	
ROW 8	1:03.302 70 David DOVE	1:05.896 20 Tony HUGHES
ROW 7	1:01.805 5 Tom DUNSTAN	1:02.177 4 Rod CARMAN
ROW 6	1:01.229 47 Jonathan COOK	1:01.721 21 Richard SYKES
ROW 5	1:00.939 6 Richard AUSTIN	1:01.210 7 Alan BONNER
ROW 4	1:00.122 27 Ben ELLIOTT	1:00.275 29 Clive RICHARDS
ROW 3	59.566 2 Paul O'NEILL	59.984 33 Toby NEWTON
ROW 2	59.213 10 Tom SHARP	59.452 66 Frank WRATHALL
ROW 1	58.590 25 Nigel MOORE	59.175 19 Christian DICK
Pole		
		


Knockhill
Circuit Length = 1.2713 miles

These results are provisional until the conclusion of any judicial and technical matters.

Clerk of Course :		Timekeeper :
-------------------	--	--------------

Ginetta G50 Championship

RACE 14 - GRID

ROW 9	1:11.360 28 Michele TOMMASI	
ROW 8	1:06.052 70 David DOVE	1:06.833 20 Tony HUGHES
ROW 7	1:02.384 4 Rod CARMAN	1:02.555 21 Richard SYKES
ROW 6	1:01.821 5 Tom DUNSTAN	1:02.076 7 Alan BONNER
ROW 5	1:01.348 6 Richard AUSTIN	1:01.419 47 Jonathan COOK
ROW 4	1:00.391 27 Ben ELLIOTT	1:00.560 33 Toby NEWTON
ROW 3	1:00.279 2 Paul O'NEILL	1:00.282 29 Clive RICHARDS
ROW 2	59.596 10 Tom SHARP	59.611 66 Frank WRATHALL
ROW 1	59.071 25 Nigel MOORE	59.497 19 Christian DICK
Pole		
		

Knockhill
Circuit Length = 1.2713 miles

These results are provisional until the conclusion of any judicial and technical matters.

Clerk of Course :		Timekeeper :

Ginetta G50 Championship

RACE 8 - RESTARTED - CLASSIFICATION

POS	NO	CL	DRIVER / TEAM	CAR	LAPS	TIME	GAP	DIFF	MPH	BEST	ON
1	25	-	Nigel MOORE Tockwith Motorsport	Ginetta G50	22	20:03.742			83.64	54.213	4
2	66	-	Frank WRATHALL DynoJet / Will Hoy Scholarship	Ginetta G50	22	20:10.052	6.310	6.310	83.21	54.494	11
3	29	-	Clive RICHARDS Colards	Ginetta G50	22	20:11.158	7.416	1.106	83.13	54.335	17
4	27	-	Ben ELLIOTT Driver	Ginetta G50	22	20:12.135	8.393	0.977	83.06	54.268	17
5	10	-	Tom SHARP IDL	Ginetta G50	22	20:26.608	22.866	14.473	82.08	54.866	5
6	19	-	Christian DICK Speedworks Motorsport	Ginetta G50	22	20:39.490	35.748	12.882	81.23	54.125	17
7	6	-	Richard AUSTIN Rob Austin Racing	Ginetta G50	22	20:41.785	38.043	2.295	81.08	55.424	14
8	47	-	Jonathan COOK Tranzpower	Ginetta G50	22	20:53.236	49.494	11.451	80.34	54.816	5
9	70	-	David DOVE David Dove Racing	Ginetta G50	21	20:15.339	1 lap	1 lap	79.08	56.057	9
10	20	-	Tony HUGHES Speedworks	Ginetta G50	21	20:53.934	1 lap	38.595	76.64	58.099	20
11	2	-	Paul O'NEILL	Ginetta G50	20	20:44.370	2 laps	1 lap	73.55	54.657	11

NOT CLASSIFIED

DNF	7	-	Alan BONNER IDL	Ginetta G50	8	8:23.106	14 laps	12 laps	72.77	57.793	5
-----	---	---	---------------------------	-------------	---	----------	---------	---------	-------	--------	---

FASTEST LAP

19	-		Christian DICK Speedworks Motorsport	Ginetta G50	17	54.125		84.55 mph		136.08 kph	
----	---	--	---	-------------	----	--------	--	-----------	--	------------	--

Weather / Track : Bright / Dry

These results are provisional until the conclusion of any judicial and technical matters.

Knockhill
Circuit Length = 1.2713 miles
Start: 11:51 End: 12:12

Clerk of Course :		Timekeeper :
-------------------	--	--------------

Ginetta G50 Championship

RACE 8 - RESTARTED - LAP CHART

Lap 1			Lap 2			Lap 3			Lap 4			Lap 5		
No	Behind	Laptime	No	Behind	Laptime	No	Behind	Laptime	No	Behind	Laptime	No	Behind	Laptime
25		56.723	25		54.727	25		54.393	25		54.213	25		54.350
66	1.791	58.514	66	2.217	55.153	66	2.684	54.860	66	3.328	54.857	66	3.804	54.826
10	2.141	58.864	10	3.680	56.266	10	4.433	55.146	10	5.727	55.507	10	6.243	54.866
2	2.417	59.140	2	4.445	56.755	2	5.291	55.239	2	6.001	54.923	2	6.895	55.244
19	2.542	59.265	29	5.021	56.237	29	5.662	55.034	29	6.564	55.115	29	6.970	54.756
29	3.511	1:00.234	27	5.808	56.632	27	6.720	55.305	27	7.323	54.816	27	7.647	54.674
27	3.903	1:00.626	6	8.915	58.525	6	11.270	56.748	6	13.699	56.642	6	15.514	56.165
6	5.117	1:01.840	7	12.186	59.557	7	16.263	58.470	7	20.623	58.573	7	24.066	57.793
7	7.356	1:04.079	70	14.470	1:00.163	70	18.168	58.091	70	21.311	57.356	70	24.423	57.462
70	9.034	1:05.757	20	16.749	1:00.145	20	21.974	59.618	20	26.782	59.021	20	31.708	59.276
20	11.331	1:08.054	19	32.065	1:24.250	19	32.425	54.753	19	33.012	54.800	19	33.077	54.415
47	29.810	1:26.533	47	32.949	57.866	47	34.081	55.525	47	34.839	54.971	47	35.305	54.816

Ginetta G50 Championship

RACE 8 - RESTARTED - LAP CHART

Lap 6			Lap 7			Lap 8			Lap 9			Lap 10		
No	Behind	Laptime	No	Behind	Laptime	No	Behind	Laptime	No	Behind	Laptime	No	Behind	Laptime
25		54.266	25		54.438	25		54.241	25		54.761	25		54.479
66	4.186	54.648	66	4.425	54.677	66	4.842	54.658	66	4.632	54.551	66	4.995	54.842
10	6.888	54.911	10	7.383	54.933	10	8.180	55.038	29	8.942	55.301	29	9.401	54.938
29	7.923	55.219	29	8.064	54.579	29	8.402	54.579	10	9.500	56.081	10	10.018	54.997
2	8.422	55.793	2	8.940	54.956	2	9.640	54.941	2	10.085	55.206	27	10.729	54.859
27	8.543	55.162	27	9.319	55.214	27	9.738	54.660	27	10.349	55.372	2	10.935	55.329
6	17.432	56.184	6	19.081	56.087	6	20.570	55.730	7	1 LAP	1:28.081	6	22.426	55.623
7	28.411	58.611	7	31.915	57.942	19	35.911	56.169	6	21.282	55.473	19	35.668	54.413
70	28.802	58.645	70	32.109	57.745	70	36.129	58.261	19	35.734	54.584	47	39.802	56.490
19	33.886	55.075	19	33.983	54.535	47	37.394	54.891	70	37.425	56.057	70	39.925	56.979
47	36.290	55.251	47	36.744	54.892	20	47.331	1:00.177	47	37.791	55.158			
20	37.145	59.703	20	41.395	58.688				20	51.302	58.732			

Ginetta G50 Championship

RACE 8 - RESTARTED - LAP CHART

Lap 11			Lap 12			Lap 13			Lap 14			Lap 15		
No	Behind	Laptime	No	Behind	Laptime	No	Behind	Laptime	No	Behind	Laptime	No	Behind	Laptime
25		54.867	25		54.299	25		54.523	25		54.799	25		54.353
20	1 LAP	1:00.078	66	5.757	55.434	66	6.384	55.150	66	6.259	54.674	66	6.561	54.655
66	4.622	54.494	20	1 LAP	59.658	29	10.092	54.934	29	9.962	54.669	29	10.015	54.406
29	9.355	54.821	29	9.681	54.625	27	10.713	54.759	27	10.260	54.346	27	10.203	54.296
10	10.144	54.993	27	10.477	54.631	10	12.350	54.867	10	12.779	55.228	10	13.898	55.472
27	10.145	54.283	2	12.005	55.579	2	12.860	55.378	2	13.226	55.165	2	14.347	55.474
2	10.725	54.657	10	12.006	56.161	20	1 LAP	1:00.774	20	1 LAP	58.475	20	1 LAP	59.096
6	23.579	56.020	6	25.078	55.798	6	26.380	55.825	6	27.005	55.424	6	28.110	55.458
19	35.268	54.467	19	35.492	54.523	19	35.680	54.711	19	35.620	54.739	19	35.704	54.437
47	39.921	54.986	47	40.537	54.915	47	40.843	54.829	47	40.991	54.947	47	41.812	55.174
70	42.203	57.145	70	44.352	56.448	70	46.362	56.533	70	48.060	56.497	70	50.643	56.936

Ginetta G50 Championship

RACE 8 - RESTARTED - LAP CHART

Lap 16			Lap 17			Lap 18			Lap 19			Lap 20		
No	Behind	Laptime	No	Behind	Laptime	No	Behind	Laptime	No	Behind	Laptime	No	Behind	Laptime
25		54.663	25		54.541	25		55.002	25		54.803	25		55.387
66	6.626	54.728	66	6.670	54.585	70	1 LAP	58.797	70	1 LAP	57.642	66	6.538	55.394
29	9.767	54.415	29	9.561	54.335	66	6.426	54.758	66	6.531	54.908	70	1 LAP	57.897
27	10.032	54.492	27	9.759	54.268	29	8.906	54.347	29	8.711	54.608	29	7.670	54.346
10	15.447	56.212	10	16.774	55.868	27	10.043	55.286	27	10.135	54.895	27	9.129	54.381
2	15.579	55.895	2	17.026	55.988	10	18.377	56.605	10	20.024	56.450	10	20.936	56.299
20	1 LAP	58.344	20	1 LAP	58.456	2	18.840	56.816	6	34.682	56.083	19	35.339	55.319
6	28.895	55.448	6	30.775	56.421	6	33.402	57.629	19	35.407	55.139	6	36.086	56.791
19	35.332	54.291	19	34.916	54.125	20	1 LAP	59.721	2	38.131	1:14.094	20	1 LAP	58.468
47	42.535	55.386	47	43.467	55.473	19	35.071	55.157	20	1 LAP	59.842	47	47.713	56.170
70	52.604	56.624				47	44.785	56.320	47	46.930	56.948			

Ginetta G50 Championship

RACE 8 - RESTARTED - LAP CHART

Lap 21			Lap 22		
No	Behind	Laptime	No	Behind	Laptime
25		55.240	25		54.674
66	6.180	54.882	66	6.310	54.804
29	7.573	55.143	29	7.416	54.517
27	8.798	54.909	27	8.393	54.269
70	1 LAP	57.731	70	1 LAP	56.573
10	21.707	56.011	10	22.866	55.833
19	35.000	54.901	19	35.748	55.422
6	36.542	55.696	6	38.043	56.175
20	1 LAP	58.099	2	2 LAPS	2:47.798
47	48.155	55.682	47	49.494	56.013
			20	1 LAP	59.509

Ginetta G50 Championship

RACE 8 - RESTARTED - SECTOR ANALYSIS

2	Paul O'NEILL												
1-		22.058	109.5	16.636	97.5	59.140	11-	17.609	20.918	111.1	16.130	98.4	54.657
2-	18.936	21.780	110.2	16.039	99.0	56.755	12-	17.841	21.296	110.2	16.442	96.7	55.579
3-	17.720	21.257	111.8	16.262	98.0	55.239	13-	17.777	21.163	111.5	16.438	97.8	55.378
4-	17.739	21.116	111.1	16.068	98.4	54.923	14-	17.706	21.273	111.1	16.186	98.8	55.165
5-	17.809	21.222	111.8	16.213	96.6	55.244	15-	17.725	21.349	111.7	16.400	97.5	55.474
6-	18.500	21.149	111.5	16.144	98.5	55.793	16-	18.040	21.107	111.7	16.748	97.4	55.895
7-	17.755	21.261	110.9	15.940	97.8	54.956	17-	18.312	21.329	111.8	16.347	98.0	55.988
8-	17.474	21.306	110.9	16.161	97.7	54.941	18-	17.974	22.698	110.4	16.144	99.0	56.816
9-	17.700	21.154	110.2	16.352	98.7	55.206	19-	20.279	28.906	71.5	24.909	34.5	1:14.094
10-	17.561	21.170	111.5	16.598	96.4	55.329	20-	2:05.937	24.040	100.9	17.821	90.0	2:47.798
6	Richard AUSTIN										Rob Austin Racing		
1-						1:01.840	12-						55.798
2-						58.525	13-						55.825
3-						56.748	14-						55.424
4-						56.642	15-						55.458
5-						56.165	16-						55.448
6-						56.184	17-						56.421
7-						56.087	18-						57.629
8-						55.730	19-						56.083
9-						55.473	20-						56.791
10-						55.623	21-						55.696
11-						56.020	22-						56.175
7	Alan BONNER										IDL		
1-						1:04.079	5-						57.793
2-						59.557	6-						58.611
3-						58.470	7-						57.942
4-						58.573	8-						1:28.081
10	Tom SHARP										IDL		
1-						58.864	12-						56.161
2-						56.266	13-						54.867
3-						55.146	14-						55.228
4-						55.507	15-						55.472
5-						54.866	16-						56.212
6-						54.911	17-						55.868
7-						54.933	18-						56.605
8-						55.038	19-						56.450
9-						56.081	20-						56.299
10-						54.997	21-						56.011
11-						54.993	22-						55.833
19	Christian DICK										Speedworks Motorsport		
1-		22.426	111.7	16.453	100.9	59.265	12-	17.252	21.218	110.2	16.053	100.0	54.523
2-	45.672	22.365	109.8	16.213	100.5	1:24.250	13-	17.260	21.388	109.5	16.063	100.2	54.711
3-	17.665	21.121	111.1	15.967	100.6	54.753	14-	17.404	21.108	110.7	16.227	99.4	54.739
4-	17.549	21.219	108.6	16.032	100.6	54.800	15-	17.327	21.047	110.9	16.063	100.0	54.437
5-	17.438	20.989	111.3	15.988	100.6	54.415	16-	17.296	20.923	110.6	16.072	100.0	54.291
6-	17.853	21.126	110.4	16.096	100.3	55.075	17-	17.284	21.003	111.1	15.838	100.3	54.125
7-	17.398	21.130	111.1	16.007	100.2	54.535	18-	17.365	21.782	107.4	16.010	100.2	55.157
8-	17.562	22.012	110.7	16.595	98.3	56.169	19-	18.053	21.086	110.9	16.000	100.3	55.139
9-	17.464	21.079	109.8	16.041	99.7	54.584	20-	17.795	21.587	109.5	15.937	100.0	55.319
10-	17.407	20.967	110.2	16.039	100.0	54.413	21-	17.565	21.229	109.7	16.107	100.5	54.901
11-	17.333	21.161	110.6	15.973	99.9	54.467	22-	17.660	21.421	108.9	16.341	99.4	55.422
20	Tony HUGHES										Speedworks		
1-		25.611	107.0	17.436	96.7	1:08.054	12-	18.990	23.875	106.4	17.909	96.4	1:00.774
2-	19.993	23.358	107.0	16.794	98.0	1:00.145	13-	19.249	22.752	108.9	16.474	97.8	58.475
3-	19.711	23.203	106.7	16.704	97.4	59.618	14-	19.379	23.168	107.4	16.549	98.4	59.096
4-	19.509	22.899	109.1	16.613	97.5	59.021	15-	19.239	22.642	107.7	16.463	97.1	58.344
5-	19.421	23.053	108.6	16.802	97.5	59.276	16-	19.163	22.711	107.5	16.582	97.0	58.456
6-	19.713	22.935	107.7	17.055	99.0	59.703	17-	19.021	24.153	107.9	16.547	97.8	59.721

Knockhill
Circuit Length = 1.2713 miles
Start: 11:51 End: 12:12

Weather / Track : Bright / Dry

Ginetta G50 Championship

RACE 8 - RESTARTED - SECTOR ANALYSIS

7 -	19.052	22.733	<i>109.1</i>	16.903	98.1	58.688	18 -	20.317	22.801	107.4	16.724	97.0	59.842
8 -	20.256	23.029	106.9	16.892	97.0	1:00.177	19 -	19.285	22.856	107.9	16.327	97.8	58.468
9 -	19.245	22.878	108.1	16.609	97.1	58.732	20 -	18.966	22.773	108.8	16.360	98.0	58.099
10 -	19.725	23.541	107.7	16.812	97.3	1:00.078	21 -	18.806	22.645	106.5	18.058	96.4	59.509
11 -	19.293	23.619	106.7	16.746	97.8	59.658							
25	Nigel MOORE Tockwith Motorsport												
1 -		21.603	109.3	15.974	99.6	56.723	12 -	17.226	21.183	108.9	15.890	98.7	54.299
2 -	17.571	21.265	109.3	15.891	99.7	54.727	13 -	17.257	21.354	109.1	15.912	98.8	54.523
3 -	17.267	21.316	109.8	15.810	99.4	54.393	14 -	17.411	21.399	108.8	15.989	99.0	54.799
4 -	17.335	21.103	109.1	15.775	99.4	54.213	15 -	17.284	21.122	109.1	15.947	99.1	54.353
5 -	17.312	21.203	109.3	15.835	99.3	54.350	16 -	17.273	21.494	109.1	15.896	99.1	54.663
6 -	17.322	21.193	109.1	15.751	99.4	54.266	17 -	17.383	21.239	109.3	15.919	99.0	54.541
7 -	17.266	21.297	108.4	15.875	99.3	54.438	18 -	17.501	21.614	109.7	15.887	98.0	55.002
8 -	17.348	21.162	109.5	15.731	99.3	54.241	19 -	17.378	21.536	108.1	15.889	98.8	54.803
9 -	17.213	21.368	109.1	16.180	99.7	54.761	20 -	17.448	21.572	108.8	16.367	98.8	55.387
10 -	17.332	21.251	108.9	15.896	99.3	54.479	21 -	17.455	21.580	108.2	16.205	99.3	55.240
11 -	17.497	21.532	108.4	15.838	99.3	54.867	22 -	17.355	21.270	109.3	16.049	99.3	54.674
27	Ben ELLIOTT Driver												
1 -		22.971	111.1	16.344	100.6	1:00.626	12 -	17.932	21.003	110.7	15.696	99.3	54.631
2 -	18.798	21.772	110.7	16.062	100.5	56.632	13 -	17.489	21.548	108.1	15.722	99.7	54.759
3 -	17.918	21.566	111.1	15.821	99.6	55.305	14 -	17.500	21.011	109.5	15.835	100.3	54.346
4 -	17.817	21.182	111.8	15.817	99.6	54.816	15 -	17.655	20.922	111.3	15.719	99.9	54.296
5 -	17.704	21.080	111.8	15.890	100.3	54.674	16 -	17.854	20.961	111.1	15.677	100.0	54.492
6 -	18.002	21.317	111.5	15.843	100.2	55.162	17 -	17.619	20.967	111.5	15.682	99.9	54.268
7 -	18.123	21.309	110.9	15.782	100.3	55.214	18 -	17.747	21.371	110.6	16.168	98.3	55.286
8 -	17.539	21.294	111.1	15.827	99.6	54.660	19 -	17.830	21.405	110.2	15.660	99.4	54.895
9 -	18.150	21.094	110.9	16.128	99.7	55.372	20 -	17.542	21.237	110.9	15.602	99.4	54.381
10 -	17.871	21.126	111.3	15.862	99.9	54.859	21 -	17.639	21.611	109.8	15.659	100.0	54.909
11 -	17.454	20.885	111.8	15.944	98.4	54.283	22 -	17.492	21.004	110.9	15.773	99.7	54.269
29	Clive RICHARDS Colards												
1 -		23.111	109.7	16.231	99.9	1:00.234	12 -	17.508	21.306	110.0	15.811	98.1	54.625
2 -	18.649	21.639	110.6	15.949	99.7	56.237	13 -	17.445	21.649	109.1	15.840	98.1	54.934
3 -	17.753	21.417	111.1	15.864	99.0	55.034	14 -	17.545	21.254	109.5	15.870	98.5	54.669
4 -	17.841	21.310	111.3	15.964	98.8	55.115	15 -	17.400	21.168	109.5	15.838	98.3	54.406
5 -	17.703	21.170	111.8	15.883	99.0	54.756	16 -	17.617	21.044	110.4	15.754	98.5	54.415
6 -	17.977	21.407	110.4	15.835	99.0	55.219	17 -	17.438	21.056	110.2	15.841	98.5	54.335
7 -	17.613	21.162	110.9	15.804	99.3	54.579	18 -	17.655	20.978	110.4	15.714	98.7	54.347
8 -	17.462	21.144	111.3	15.973	99.3	54.579	19 -	17.465	21.243	110.4	15.900	98.5	54.608
9 -	18.021	21.239	111.3	16.041	98.3	55.301	20 -	17.411	21.184	110.6	15.751	99.3	54.346
10 -	17.705	21.306	109.3	15.927	97.7	54.938	21 -	17.829	21.494	110.4	15.820	99.0	55.143
11 -	17.533	21.296	109.7	15.992	98.1	54.821	22 -	17.475	21.243	110.2	15.799	98.3	54.517
47	Jonathan COOK Tranzpower												
1 -		46.550	106.4	16.825	98.8	1:26.533	12 -	17.663	21.417	110.0	15.835	99.4	54.915
2 -	19.305	22.398	110.0	16.163	100.3	57.866	13 -	17.546	21.420	110.2	15.863	99.0	54.829
3 -	17.921	21.694	110.0	15.910	100.5	55.525	14 -	17.637	21.424	110.2	15.886	99.1	54.947
4 -	17.638	21.486	111.1	15.847	100.5	54.971	15 -	17.690	21.501	110.6	15.983	99.0	55.174
5 -	17.791	21.287	111.3	15.738	100.5	54.816	16 -	17.896	21.564	110.2	15.926	99.3	55.386
6 -	17.699	21.548	110.6	16.004	100.5	55.251	17 -	17.908	21.593	109.8	15.972	99.0	55.473
7 -	17.678	21.439	110.9	15.775	99.7	54.892	18 -	18.100	22.016	109.7	16.204	99.0	56.320
8 -	17.690	21.331	110.4	15.870	99.6	54.891	19 -	18.240	22.359	108.9	16.349	98.5	56.948
9 -	17.591	21.885	109.8	15.682	100.5	55.158	20 -	18.080	21.970	109.5	16.120	99.1	56.170
10 -	18.103	22.144	110.9	16.243	98.8	56.490	21 -	17.851	21.878	109.7	15.953	99.4	55.682
11 -	17.863	21.344	110.2	15.779	99.1	54.986	22 -	17.847	21.708	109.8	16.458	98.3	56.013
66	Frank WRATHALL DynoJet / Will Hoy Scholarship												
1 -		22.028	112.0	16.350	99.9	58.514	12 -	17.472	21.961	108.1	16.001	98.5	55.434
2 -	17.716	21.591	110.4	15.846	100.0	55.153	13 -	17.558	21.753	108.1	15.839	99.1	55.150
3 -	17.530	21.502	111.1	15.828	100.2	54.860	14 -	17.534	21.361	109.8	15.779	99.3	54.674
4 -	17.549	21.539	110.4	15.769	99.6	54.857	15 -	17.455	21.336	110.4	15.864	99.0	54.655
5 -	17.610	21.446	110.7	15.770	100.0	54.826	16 -	17.514	21.396	110.9	15.818	99.3	54.728
6 -	17.604	21.287	110.9	15.757	99.6	54.648	17 -	17.420	21.253	110.9	15.912	98.8	54.585

Knockhill
Circuit Length = 1.2713 miles
Start: 11:51 End: 12:12

Weather / Track : Bright / Dry

Ginetta G50 Championship

RACE 8 - RESTARTED - SECTOR ANALYSIS

7 -	17.507	21.378	110.6	15.792	99.7	54.677	18 -	17.462	21.470	110.2	15.826	98.8	54.758
8 -	17.392	21.352	110.6	15.914	99.1	54.658	19 -	17.556	21.569	110.4	15.783	99.6	54.908
9 -	17.513	21.246	110.6	15.792	99.6	54.551	20 -	17.575	21.851	108.9	15.968	98.8	55.394
10 -	17.495	21.423	110.0	15.924	99.0	54.842	21 -	17.492	21.518	110.0	15.872	99.6	54.882
11 -	17.424	21.268	110.7	15.802	99.1	54.494	22 -	17.383	21.575	109.7	15.846	99.4	54.804
70	David DOVE					David Dove Racing							
1 -		25.085	108.6	16.865	99.3	1:05.757	12 -	18.053	21.896	110.4	16.499	97.4	56.448
2 -	19.821	23.360	108.8	16.982	99.6	1:00.163	13 -	18.259	22.219	109.1	16.055	98.5	56.533
3 -	19.319	22.527	109.8	16.245	99.6	58.091	14 -	18.360	22.137	109.3	16.000	99.0	56.497
4 -	18.936	22.331	109.7	16.089	100.0	57.356	15 -	18.650	22.182	110.4	16.104	99.3	56.936
5 -	18.762	22.366	110.4	16.334	100.2	57.462	16 -	18.465	22.236	110.2	15.923	99.1	56.624
6 -	19.090	22.531	109.5	17.024	100.5	58.645	17 -	18.482	23.715	110.0	16.600	98.3	58.797
7 -	18.862	22.229	111.3	16.654	99.1	57.745	18 -	18.689	22.338	109.5	16.615	99.9	57.642
8 -	19.043	22.237	110.0	16.981	96.7	58.261	19 -	18.254	23.330	106.7	16.313	99.7	57.897
9 -	18.242	21.802	110.0	16.013	99.0	56.057	20 -	18.754	22.820	110.7	16.157	100.0	57.731
10 -	18.127	22.260	109.8	16.592	99.6	56.979	21 -	18.133	22.162	108.4	16.278	99.1	56.573
11 -	18.712	22.321	109.8	16.112	100.0	57.145							

Ginetta G50 Championship

RACE 8 - RESTARTED - BEST SECTOR TIMES

SECTOR 1			SECTOR 2			SECTOR 3			IDEAL / BEST COMPARISON						
POS	NO	NAME	TIME	NO	NAME	TIME	NO	NAME	TIME	POS	NO	NAME	IDEAL	BEST	DIFF
1	25	MOORE	17.213	27	ELLIOTT	20.885	27	ELLIOTT	15.602	1	27	ELLIOTT	53.941	54.268	0.327
2	19	DICK	17.252	2	O'NEILL	20.918	47	COOK	15.682	2	19	DICK	54.013	54.125	0.112
3	66	WRATHALL	17.383	19	DICK	20.923	29	RICHARDS	15.714	3	25	MOORE	54.047	54.213	0.166
4	29	RICHARDS	17.400	29	RICHARDS	20.978	25	MOORE	15.731	4	29	RICHARDS	54.092	54.335	0.243
5	27	ELLIOTT	17.454	25	MOORE	21.103	66	WRATHALL	15.757	5	2	O'NEILL	54.332	54.657	0.325
6	2	O'NEILL	17.474	66	WRATHALL	21.246	19	DICK	15.838	6	66	WRATHALL	54.386	54.494	0.108
7	47	COOK	17.546	47	COOK	21.287	70	DOVE	15.923	7	47	COOK	54.515	54.816	0.301
8	70	DOVE	18.053	70	DOVE	21.802	2	O'NEILL	15.940	8	70	DOVE	55.778	56.057	0.279
9	20	HUGHES	18.806	20	HUGHES	22.642	20	HUGHES	16.327	9	20	HUGHES	57.775	58.099	0.324
10	6	AUSTIN		6	AUSTIN		6	AUSTIN		10	6	AUSTIN		55.424	0.000
11	7	BONNER		7	BONNER		7	BONNER		11	7	BONNER		57.793	0.000
12	10	SHARP		10	SHARP		10	SHARP		12	10	SHARP		54.866	0.000
											Perfect Lap		53.700		

Ginetta G50 Championship
RACE 8 - RESTARTED - SPEED TRAPS

SECTOR 1				SECTOR 2			FINISH LINE		
POS	NO	NAME	MPH	NO	NAME	MPH	NO	NAME	MPH
1				66	Frank WRATHALL	112.0	19	Christian DICK	100.9
2				2	Paul O'NEILL	111.8	27	Ben ELLIOTT	100.6
3				27	Ben ELLIOTT	111.8	47	Jonathan COOK	100.5
4				29	Clive RICHARDS	111.8	70	David DOVE	100.5
5				19	Christian DICK	111.7	66	Frank WRATHALL	100.2
6				47	Jonathan COOK	111.3	29	Clive RICHARDS	99.9
7				70	David DOVE	111.3	25	Nigel MOORE	99.7
8				25	Nigel MOORE	109.8	2	Paul O'NEILL	99.0
9				20	Tony HUGHES	109.1	20	Tony HUGHES	99.0
10									
11									
12									

Ginetta G50 Championship

RACE 14 - CLASSIFICATION

POS	NO	CL	DRIVER / TEAM	CAR	LAPS	TIME	GAP	DIFF	MPH	BEST	ON
1	25	-	Nigel MOORE Tockwith Motorsport	Ginetta G50	24	22:08.041			82.71	54.405	14
2	66	-	Frank WRATHALL DynoJet / Will Hoy Scholarship	Ginetta G50	24	22:15.244	7.203	7.203	82.26	54.366	16
3	29	-	Clive RICHARDS Colards	Ginetta G50	24	22:15.758	7.717	0.514	82.23	54.246	20
4	27	-	Ben ELLIOTT Driver	Ginetta G50	24	22:23.544	15.503	7.786	81.75	54.603	15
5	47	-	Jonathan COOK Tranzpower	Ginetta G50	24	22:26.292	18.251	2.748	81.58	54.815	16
6	10	-	Tom SHARP IDL	Ginetta G50	24	22:26.592	18.551	0.300	81.57	54.879	15
7	2	-	Paul O'NEILL	Ginetta G50	24	22:28.339	20.298	1.747	81.46	54.884	10
8	19	-	Christian DICK Speedworks Motorsport	Ginetta G50	24	22:35.686	27.645	7.347	81.02	54.690	7
9	4	-	Rod CARMAN Rob Austin Racing	Ginetta G50	24	22:57.433	49.392	21.747	79.74	55.600	19
10	6	-	Richard AUSTIN Rob Austin Racing	Ginetta G50	24	22:57.700	49.659	0.267	79.72	54.194	3
11	70	-	David DOVE David Dove Racing	Ginetta G50	23	22:28.779	1 lap	1 lap	78.04	56.219	9
12	20	-	Tony HUGHES Speedworks	Ginetta G50	22	22:18.800	2 laps	1 lap	75.20	57.859	17
NOT CLASSIFIED											
DQ	7	-	Alan BONNER IDL	Ginetta G50	23	22:28.670	1 lap	0.000	78.05		16
FASTEST LAP											
	6	-	Richard AUSTIN Rob Austin Racing	Ginetta G50	3	54.194			84.45 mph	135.91 kph	

Car 7 Not running at the showing of the Red Flag

Weather / Track : Cloudy / Dry

These results are provisional until the conclusion of any judicial and technical matters.

Knockhill
Circuit Length = 1.2713 miles
Start: 16:59 End: 17:26

Clerk of Course :		Timekeeper :
-------------------	--	--------------

Ginetta G50 Championship
RACE 14 - LAP CHART

Lap 1			Lap 2			Lap 3			Lap 4			Lap 5		
No	Behind	Laptime	No	Behind	Laptime	No	Behind	Laptime	No	Behind	Laptime	No	Behind	Laptime
25		59.017	25		54.946	25		54.431	25		54.746	25		54.443
19	1.738	1:00.755	19	2.509	55.717	10	4.001	55.756	10	4.910	55.655	10	6.009	55.542
10	2.264	1:01.281	10	2.676	55.358	66	4.475	55.682	66	5.068	55.339	66	6.370	55.745
66	2.531	1:01.548	66	3.224	55.639	19	4.502	56.424	19	5.360	55.604	19	6.607	55.690
2	3.194	1:02.211	2	3.808	55.560	2	4.764	55.387	2	6.152	56.134	2	6.910	55.201
29	3.575	1:02.592	29	4.103	55.474	29	5.077	55.405	29	6.321	55.990	29	7.303	55.425
27	3.899	1:02.916	27	4.876	55.923	27	5.437	54.992	27	6.738	56.047	27	7.738	55.443
4	4.949	1:03.966	47	7.634	57.109	47	9.345	56.142	47	10.065	55.466	47	10.726	55.104
47	5.471	1:04.488	4	8.233	58.230	4	10.623	56.821	4	11.961	56.084	4	13.579	56.061
6	6.423	1:05.440	6	11.643	1:00.166	6	11.406	54.194	6	12.816	56.156	6	14.569	56.196
7	7.988	1:07.005	7	11.644	58.602	7	15.458	58.245	7	18.915	58.203	7	22.022	57.550
70	9.920	1:08.937	70	13.449	58.475	70	16.947	57.929	70	19.748	57.547	70	22.555	57.250
20	11.028	1:10.045	20	16.211	1:00.129	20	21.140	59.360	20	26.221	59.827	20	31.027	59.249

Ginetta G50 Championship
RACE 14 - LAP CHART

Lap 6			Lap 7			Lap 8			Lap 9			Lap 10		
No	Behind	Laptime	No	Behind	Laptime	No	Behind	Laptime	No	Behind	Laptime	No	Behind	Laptime
25		54.494	25		54.842	25		54.833	25		54.860	25		54.952
66	7.489	55.613	66	7.474	54.827	66	7.425	54.784	66	7.083	54.518	66	6.630	54.499
19	7.884	55.771	19	7.732	54.690	29	8.878	55.238	29	8.717	54.699	29	8.591	54.826
29	8.510	55.701	29	8.473	54.805	19	9.453	56.554	19	9.341	54.748	27	10.167	55.361
27	9.000	55.756	27	8.875	54.717	27	9.714	55.672	27	9.758	54.904	19	10.215	55.826
2	9.161	56.745	2	9.996	55.677	10	10.624	55.317	10	10.813	55.049	10	10.743	54.882
10	9.646	58.131	10	10.140	55.336	2	11.360	56.197	2	12.287	55.787	2	12.219	54.884
47	11.481	55.249	47	12.021	55.382	47	12.408	55.220	47	12.529	54.981	47	12.699	55.122
4	15.443	56.358	4	16.704	56.103	4	18.451	56.580	4	19.468	55.877	4	20.572	56.056
6	19.081	59.006	6	20.482	56.243	6	21.480	55.831	6	22.554	55.934	6	23.471	55.869
7	24.711	57.183	7	27.430	57.561	70	29.994	56.787	70	31.353	56.219	70	33.855	57.454
70	24.881	56.820	70	28.040	58.001	7	30.334	57.737	7	33.112	57.638	7	35.600	57.440
20	36.664	1:00.131	20	41.164	59.342	20	44.738	58.407	20	48.972	59.094	20	52.889	58.869

Ginetta G50 Championship
RACE 14 - LAP CHART

Lap 11			Lap 12			Lap 13			Lap 14			Lap 15		
No	Behind	Laptime	No	Behind	Laptime	No	Behind	Laptime	No	Behind	Laptime	No	Behind	Laptime
25		54.462	25		55.247	25		54.561	25		54.405	25		54.428
66	7.336	55.168	20	1 LAP	59.701	66	6.750	54.536	66	7.091	54.746	66	7.438	54.775
29	8.710	54.581	66	6.775	54.686	29	8.392	54.803	29	8.772	54.785	29	8.837	54.493
27	11.601	55.896	29	8.150	54.687	20	1 LAP	1:00.584	27	11.987	54.817	27	12.162	54.603
10	12.855	56.574	27	11.387	55.033	27	11.575	54.749	10	14.002	55.233	10	14.453	54.879
2	13.346	55.589	10	12.649	55.041	10	13.174	55.086	2	15.206	55.589	2	16.128	55.350
19	13.456	57.703	2	13.142	55.043	2	14.022	55.441	47	15.980	55.638	47	16.603	55.051
47	13.711	55.474	19	13.795	55.586	19	14.349	55.115	20	1 LAP	1:01.603	19	21.122	56.824
4	22.226	56.116	47	14.212	55.748	47	14.747	55.096	19	18.726	58.782	20	1 LAP	1:01.528
6	24.996	55.987	4	22.944	55.965	4	24.326	55.943	4	26.101	56.180	4	27.351	55.678
70	36.631	57.238	6	25.292	55.543	6	26.545	55.814	6	28.098	55.958	6	29.030	55.360
7	38.092	56.954	70	38.249	56.865	70	40.666	56.978	70	43.421	57.160	70	45.649	56.656
			7	39.952	57.107	7	42.735	57.344	7	45.684	57.354	7	48.302	57.046

Ginetta G50 Championship
RACE 14 - LAP CHART

Lap 16			Lap 17			Lap 18			Lap 19			Lap 20		
No	Behind	Laptime	No	Behind	Laptime	No	Behind	Laptime	No	Behind	Laptime	No	Behind	Laptime
25		54.680	25		54.558	25		54.693	25		54.647	25		55.385
66	7.124	54.366	66	7.270	54.704	66	7.079	54.502	7	1 LAP	57.968	70	1 LAP	58.356
29	8.736	54.579	29	8.725	54.547	29	8.684	54.652	66	7.280	54.848	7	1 LAP	57.060
27	12.247	54.765	27	12.453	54.764	27	12.563	54.803	29	8.515	54.478	66	6.471	54.576
10	14.811	55.038	10	16.239	55.986	10	16.866	55.320	27	12.843	54.927	29	7.376	54.246
2	16.563	55.115	2	17.255	55.250	2	17.457	54.895	10	17.638	55.419	27	12.288	54.830
47	16.738	54.815	47	17.804	55.624	47	18.064	54.953	2	18.081	55.271	10	17.321	55.068
19	22.312	55.870	19	23.693	55.939	19	24.628	55.628	47	18.345	54.928	2	17.857	55.161
20	1 LAP	58.809	4	30.244	56.464	4	31.548	55.997	19	25.637	55.656	47	18.556	55.596
4	28.338	55.667	6	31.644	56.282	6	32.391	55.440	4	32.501	55.600	19	26.395	56.143
6	29.920	55.570	20	1 LAP	1:00.541	20	1 LAP	57.859	6	33.136	55.392	4	32.880	55.764
70	48.046	57.077	70	50.456	56.968	70	53.001	57.238	20	1 LAP	58.611	6	33.260	55.509
7	50.435	56.813	7	53.030	57.153							20	1 LAP	58.933

Ginetta G50 Championship
RACE 14 - LAP CHART

Lap 21			Lap 22			Lap 23			Lap 24		
No	Behind	Laptime	No	Behind	Laptime	No	Behind	Laptime	No	Behind	Laptime
25		54.960	25		56.780	25		56.930	25		1:00.741
70	1 LAP	56.785	70	1 LAP	58.784	20	2 LAPS	1:05.156	66	7.203	59.191
7	1 LAP	56.971	29	6.233	56.175	29	7.471	58.168	29	7.717	1:00.987
66	6.105	54.594	66	7.506	58.181	66	8.753	58.177	20	2 LAPS	1:09.138
29	6.838	54.422	7	1 LAP	1:01.352	70	1 LAP	1:04.861	27	15.503	1:02.350
27	12.080	54.752	27	11.798	56.498	27	13.894	59.026	47	18.251	1:01.129
10	17.725	55.364	10	16.646	55.701	7	1 LAP	1:02.281	10	18.551	1:01.895
2	18.101	55.204	47	18.185	55.973	10	17.397	57.681	2	20.298	1:01.832
47	18.992	55.396	2	18.202	56.881	47	17.863	56.608	7	1 LAP	1:06.103
19	27.802	56.367	19	28.511	57.489	2	19.207	57.935	70	1 LAP	1:08.394
6	35.840	57.540	6	40.454	1:01.394	19	29.235	57.654	19	27.645	59.151
4	36.035	58.115	4	41.654	1:02.399	6	45.400	1:01.876	4	49.392	1:04.265
20	1 LAP	1:01.884				4	45.868	1:01.144	6	49.659	1:05.000

Ginetta G50 Championship
RACE 14 - SECTOR ANALYSIS

2	Paul O'NEILL												
1-		22.386	110.6	16.519	99.0	1:02.211	13-	17.759	21.342	110.0	16.340	96.8	55.441
2-	17.754	21.634	110.4	16.172	99.3	55.560	14-	17.989	21.213	108.4	16.387	97.3	55.589
3-	17.491	21.673	111.3	16.223	98.8	55.387	15-	17.754	21.426	109.3	16.170	98.0	55.350
4-	18.311	21.656	110.2	16.167	98.7	56.134	16-	17.654	21.376	108.4	16.085	97.8	55.115
5-	17.627	21.326	110.6	16.248	98.8	55.201	17-	17.553	21.603	110.2	16.094	97.7	55.250
6-	17.695	22.241	102.0	16.809	97.7	56.745	18-	17.601	21.066	110.4	16.228	97.4	54.895
7-	17.912	21.398	109.8	16.367	96.6	55.677	19-	17.682	20.986	110.9	16.603	97.4	55.271
8-	18.580	21.363	110.4	16.254	98.4	56.197	20-	17.714	21.105	110.2	16.342	98.3	55.161
9-	17.892	21.595	109.7	16.300	98.1	55.787	21-	17.669	21.022	110.2	16.513	97.7	55.204
10-	17.561	21.261	109.8	16.062	97.5	54.884	22-	18.172	21.155	110.4	17.554	93.6	56.881
11-	17.721	21.542	109.1	16.326	97.4	55.589	23-	18.687	22.033	106.4	17.215	97.1	57.935
12-	17.755	21.133	110.6	16.155	97.8	55.043	24-	18.906	24.132	97.0	18.794	90.0	1:01.832

4	Rod CARMAN	Rob Austin Racing											
1-						1:03.966	13-						55.943
2-						58.230	14-						56.180
3-						56.821	15-						55.678
4-						56.084	16-						55.667
5-						56.061	17-						56.464
6-						56.358	18-						55.997
7-						56.103	19-						55.600
8-						56.580	20-						55.764
9-						55.877	21-						58.115
10-						56.056	22-						1:02.399
11-						56.116	23-						1:01.144
12-						55.965	24-						1:04.265

6	Richard AUSTIN	Rob Austin Racing											
1-						1:05.440	13-						55.814
2-						1:00.166	14-						55.958
3-						54.194	15-						55.360
4-						56.156	16-						55.570
5-						56.196	17-						56.282
6-						59.006	18-						55.440
7-						56.243	19-						55.392
8-						55.831	20-						55.509
9-						55.934	21-						57.540
10-						55.869	22-						1:01.394
11-						55.987	23-						1:01.876
12-						55.543	24-						1:05.000

7	Alan BONNER	IDL											
1-						1:07.005	13-						57.344
2-						58.602	14-						57.354
3-						58.245	15-						57.046
4-						58.203	16-						56.813
5-						57.550	17-						57.153
6-						57.183	18-						57.968
7-						57.561	19-						57.060
8-						57.737	20-						56.971
9-						57.638	21-						1:01.352
10-						57.440	22-						1:02.281
11-						56.954	23-						1:06.103
12-						57.107							

10	Tom SHARP	IDL											
1-						1:01.281	13-	17.991					55.086
2-						55.358	14-						55.233
3-						55.756	15-						54.879
4-						55.655	16-						55.038
5-						55.542	17-						55.986
6-			16.324	94.5		58.131	18-						55.320
7-						55.336	19-						55.419

Knockhill
 Circuit Length = 1.2713 miles
 Start: 16:59 End: 17:26

Weather / Track : Cloudy / Dry

Ginetta G50 Championship

RACE 14 - SECTOR ANALYSIS

8 -	17.967			55.317	20 -				55.068
9 -				55.049	21 -				55.364
10 -				54.882	22 -	17.933		98.7	55.701
11 -				56.574	23 -	18.423			57.681
12 -				55.041	24 -	19.023	25.336	17.536	1:01.895

19	Christian DICK				Speedworks Motorsport								
1 -		109.8	16.504	99.3	1:00.755	13 -	17.578	21.287	110.4	16.250	100.3	55.115	
2 -	17.687	21.559	110.4	16.471	100.5	55.717	14 -	18.022	24.320	108.2	16.440	99.4	58.782
3 -	17.912	21.559	109.3	16.953	98.3	56.424	15 -	17.932	22.480	108.8	16.412	98.7	56.824
4 -	18.198	21.310	111.8	16.096	100.2	55.604	16 -	17.926	21.534	110.0	16.410	99.6	55.870
5 -	18.029	21.209	111.7	16.452	99.6	55.690	17 -	17.906	21.719	109.1	16.314	99.3	55.939
6 -	17.685	21.881	107.5	16.205	100.3	55.771	18 -	17.828	21.620	110.2	16.180	99.3	55.628
7 -	17.571	21.216	110.4	15.903	100.0	54.690	19 -	17.902	21.500	110.0	16.254	99.0	55.656
8 -	18.986	21.395	109.8	16.173	99.3	56.554	20 -	18.212	21.740	110.2	16.191	99.3	56.143
9 -	17.482	21.182	110.6	16.084	100.0	54.748	21 -	18.250	21.685	109.8	16.432	99.4	56.367
10 -	17.552	21.676	108.8	16.598	99.1	55.826	22 -	18.827	22.226	109.3	16.436	99.7	57.489
11 -	18.384	22.244	109.3	17.075	97.7	57.703	23 -	18.250	22.368	107.5	17.036	97.4	57.654
12 -	18.001	21.388	110.9	16.197	99.6	55.586	24 -	18.582	23.348	104.7	17.221	99.3	59.151

20	Tony HUGHES				Speedworks								
1 -		24.233	106.9	17.159	98.0	1:10.045	12 -	19.156	23.010	97.3	18.418	98.4	1:00.584
2 -	19.741	23.498	107.0	16.890	98.1	1:00.129	13 -	19.060	23.493	106.9	19.050	85.5	1:01.603
3 -	19.356	23.283	107.5	16.721	97.5	59.360	14 -	19.890	24.322	106.0	17.316	98.3	1:01.528
4 -	19.541	23.451	106.4	16.835	97.0	59.827	15 -	19.319	22.879	107.4	16.611	97.8	58.809
5 -	19.323	23.173	107.0	16.753	97.1	59.249	16 -	19.966	23.952	108.6	16.623	97.7	1:00.541
6 -	19.969	23.302	106.9	16.860	97.4	1:00.131	17 -	18.913	22.525	108.6	16.421	96.7	57.859
7 -	19.441	23.157	107.7	16.744	97.8	59.342	18 -	19.268	22.706	108.4	16.637	96.7	58.611
8 -	18.989	22.623	107.0	16.795	97.0	58.407	19 -	19.278	22.743	106.4	16.912	95.6	58.933
9 -	19.340	22.875	107.2	16.879	96.6	59.094	20 -	20.922	23.518	106.7	17.444	94.7	1:01.884
10 -	19.434	22.665	107.9	16.770	96.8	58.869	21 -	21.719	24.721	97.0	18.716	94.3	1:05.156
11 -	20.122	22.860	108.4	16.719	98.0	59.701	22 -	22.272	27.358	97.7	19.508	89.2	1:09.138

25	Nigel MOORE				Tockwith Motorsport								
1 -		109.7	15.952	100.2	59.017	13 -	17.409	21.156	108.2	15.996	98.4	54.561	
2 -	17.331	21.559	108.9	16.056	99.3	54.946	14 -	17.418	21.017	108.8	15.970	99.0	54.405
3 -	17.278	21.332	109.3	15.821	99.6	54.431	15 -	17.303	21.227	108.6	15.898	98.8	54.428
4 -	17.267	21.467	108.8	16.012	98.8	54.746	16 -	17.394	21.339	108.6	15.947	98.8	54.680
5 -	17.306	21.253	108.8	15.884	99.1	54.443	17 -	17.461	21.175	109.3	15.922	98.8	54.558
6 -	17.362	21.266	108.9	15.866	99.1	54.494	18 -	17.386	21.319	108.9	15.988	98.7	54.693
7 -	17.318	21.321	108.8	16.203	99.4	54.842	19 -	17.500	21.277	108.6	15.870	98.8	54.647
8 -	17.358	21.369	108.8	16.106	98.7	54.833	20 -	17.577	21.774	108.8	16.034	98.4	55.385
9 -	17.363	21.451	108.2	16.046	99.1	54.860	21 -	17.529	21.272	108.6	16.159	99.3	54.960
10 -	17.462	21.505	108.9	15.985	98.7	54.952	22 -	18.736	21.415	108.4	16.629	98.7	56.780
11 -	17.271	21.232	109.5	15.959	99.0	54.462	23 -	18.232	21.801	107.0	16.897	98.5	56.930
12 -	17.962	21.314	108.8	15.971	98.0	55.247	24 -	19.320	23.439	100.3	17.982	98.4	1:00.741

27	Ben ELLIOTT				Driver								
1 -		22.674	110.7	16.163	101.2	1:02.916	13 -	17.583	21.354	108.8	15.812	98.5	54.749
2 -	18.054	21.970	110.2	15.899	101.1	55.923	14 -	17.529	21.457	108.4	15.831	98.7	54.817
3 -	17.685	21.406	111.8	15.901	100.9	54.992	15 -	17.693	21.239	109.5	15.671	98.7	54.603
4 -	18.235	21.876	111.7	15.936	100.5	56.047	16 -	17.743	21.230	109.7	15.792	98.4	54.765
5 -	18.124	21.422	109.7	15.897	100.2	55.443	17 -	17.722	21.328	109.7	15.714	98.8	54.764
6 -	17.557	21.928	105.5	16.271	98.5	55.756	18 -	17.783	21.179	109.7	15.841	98.1	54.803
7 -	17.719	21.199	110.6	15.799	99.4	54.717	19 -	17.814	21.323	108.8	15.790	98.3	54.927
8 -	18.251	21.382	109.8	16.039	99.9	55.672	20 -	17.779	21.116	109.5	15.935	98.1	54.830
9 -	17.661	21.051	110.7	16.192	99.1	54.904	21 -	17.874	21.014	109.8	15.864	98.3	54.752
10 -	17.565	21.390	108.6	16.406	98.0	55.361	22 -	18.208	21.358	109.3	16.932	96.8	56.498
11 -	18.446	21.749	108.6	15.701	98.4	55.896	23 -	18.915	23.064	104.7	17.047	99.0	59.026
12 -	17.664	21.505	109.1	15.864	98.3	55.033	24 -	20.206	24.386	102.9	17.758	98.0	1:02.350

29	Clive RICHARDS				Colards								
1 -		22.537	111.3	16.347	100.3	1:02.592	13 -	17.552	21.232	109.7	16.019	98.5	54.803
2 -	17.734	21.661	111.3	16.079	100.5	55.474	14 -	17.598	21.259	109.8	15.928	98.7	54.785
3 -	17.682	21.573	111.8	16.150	100.3	55.405	15 -	17.470	21.231	110.4	15.792	99.3	54.493

Knockhill
Circuit Length = 1.2713 miles
Start: 16:59 End: 17:26

Ginetta G50 Championship

RACE 14 - SECTOR ANALYSIS

4 -	18.289	21.669	111.8	16.032	100.3	55.990	16 -	17.596	21.188	110.0	15.795	98.8	54.579
5 -	18.119	21.275	111.7	16.031	99.7	55.425	17 -	17.575	21.099	110.4	15.873	98.1	54.547
6 -	17.691	21.905	104.5	16.105	99.1	55.701	18 -	17.608	21.107	110.6	15.937	98.4	54.652
7 -	17.532	21.332	110.4	15.941	98.7	54.805	19 -	17.551	21.164	110.7	15.763	98.8	54.478
8 -	17.819	21.413	109.7	16.006	98.4	55.238	20 -	17.553	20.851	110.6	15.842	98.7	54.246
9 -	17.573	21.297	109.8	15.829	98.8	54.699	21 -	17.511	20.993	110.6	15.918	99.1	54.422
10 -	17.610	21.246	109.8	15.970	98.3	54.826	22 -	18.375	21.519	107.7	16.281	98.3	56.175
11 -	17.567	21.100	110.0	15.914	98.4	54.581	23 -	18.886	22.462	107.4	16.820	96.7	58.168
12 -	17.557	21.162	110.2	15.968	98.1	54.687	24 -	18.383	25.113	100.0	17.491	98.0	1:00.987
47	Jonathan COOK Tranzpower												
1 -		23.176	110.7	16.183	100.9	1:04.488	13 -	17.785	21.298	110.9	16.013	100.2	55.096
2 -	18.129	22.344	110.7	16.636	99.3	57.109	14 -	18.120	21.441	110.0	16.077	99.0	55.638
3 -	18.232	21.856	109.8	16.054	99.6	56.142	15 -	17.730	21.372	109.8	15.949	100.0	55.051
4 -	17.808	21.632	110.4	16.026	99.3	55.466	16 -	17.699	21.269	110.9	15.847	99.7	54.815
5 -	17.667	21.522	109.7	15.915	99.9	55.104	17 -	18.042	21.643	110.9	15.939	99.4	55.624
6 -	17.587	21.517	109.7	16.145	99.9	55.249	18 -	17.838	21.304	110.2	15.811	99.4	54.953
7 -	17.699	21.553	110.4	16.130	100.2	55.382	19 -	17.758	21.318	110.6	15.852	99.9	54.928
8 -	17.873	21.492	109.8	15.855	100.2	55.220	20 -	18.197	21.508	110.0	15.891	99.6	55.596
9 -	17.634	21.488	110.4	15.859	100.2	54.981	21 -	17.918	21.414	109.8	16.064	99.1	55.396
10 -	17.950	21.336	110.2	15.836	99.9	55.122	22 -	18.225	21.615	109.1	16.133	99.1	55.973
11 -	17.880	21.541	110.4	16.053	99.7	55.474	23 -	18.241	21.794	109.7	16.573	98.5	56.608
12 -	18.357	21.461	110.4	15.930	100.0	55.748	24 -	19.037	24.572	100.5	17.520	97.3	1:01.129
66	Frank WRATHALL DynoJet / Will Hoy Scholarship												
1 -			110.2	16.048	100.6	1:01.548	13 -	17.397	21.193	110.7	15.946	98.8	54.536
2 -	17.915	21.727	111.3	15.997	100.9	55.639	14 -	17.392	21.350	109.7	16.004	99.3	54.746
3 -	17.747	21.674	112.0	16.261	98.7	55.682	15 -	17.564	21.357	108.8	15.854	99.6	54.775
4 -	17.774	21.492	111.7	16.073	98.7	55.339	16 -	17.332	21.218	109.3	15.816	98.8	54.366
5 -	17.805	21.414	111.7	16.526	99.7	55.745	17 -	17.617	21.201	109.5	15.886	98.4	54.704
6 -	17.514	21.928	107.0	16.171	98.1	55.613	18 -	17.500	21.194	109.7	15.808	99.0	54.502
7 -	17.415	21.419	109.5	15.993	99.0	54.827	19 -	17.585	21.219	109.7	16.044	98.1	54.848
8 -	17.679	21.301	109.7	15.804	99.3	54.784	20 -	17.584	21.138	110.0	15.854	98.7	54.576
9 -	17.464	21.109	110.2	15.945	98.5	54.518	21 -	17.429	21.138	110.4	16.027	98.3	54.594
10 -	17.447	21.211	110.2	15.841	99.1	54.499	22 -	18.624	22.793	103.7	16.764	98.1	58.181
11 -	17.376	21.701	107.7	16.091	99.0	55.168	23 -	18.621	22.808	108.8	16.748	98.4	58.177
12 -	17.442	21.344	109.5	15.900	99.0	54.686	24 -	18.488	23.477	106.2	17.226	97.4	59.191
70	David DOVE David Dove Racing												
1 -		24.402	102.9	17.233	99.7	1:08.937	13 -	18.536	22.028	109.5	16.414	99.0	56.978
2 -	18.898	23.063	108.6	16.514	100.6	58.475	14 -	18.801	22.162	108.8	16.197	99.1	57.160
3 -	18.665	22.722	109.3	16.542	99.9	57.929	15 -	18.553	21.826	109.8	16.277	98.8	56.656
4 -	18.674	22.475	110.0	16.398	100.2	57.547	16 -	18.576	22.263	109.5	16.238	98.4	57.077
5 -	18.493	22.499	110.4	16.258	99.9	57.250	17 -	18.417	22.232	108.9	16.319	98.3	56.968
6 -	18.318	22.394	110.7	16.108	100.0	56.820	18 -	18.735	22.227	108.6	16.276	98.3	57.238
7 -	18.830	22.329	110.2	16.842	99.9	58.001	19 -	18.557	23.201	110.0	16.598	98.7	58.356
8 -	18.352	22.129	110.2	16.306	98.7	56.787	20 -	18.181	22.219	109.7	16.385	98.7	56.785
9 -	18.039	21.544	109.7	16.636	98.5	56.219	21 -	19.270	22.683	108.4	16.831	98.0	58.784
10 -	18.610	22.010	109.1	16.834	97.3	57.454	22 -	20.892	26.054	105.0	17.915	95.1	1:04.861
11 -	18.789	22.185	109.5	16.264	99.1	57.238	23 -	21.814	26.555	90.6	20.025	87.7	1:08.394
12 -	18.537	22.051	108.8	16.277	98.5	56.865							

Ginetta G50 Championship

RACE 14 - BEST SECTOR TIMES

SECTOR 1			SECTOR 2			SECTOR 3			IDEAL / BEST COMPARISON						
POS	NO	NAME	TIME	NO	NAME	TIME	NO	NAME	TIME	POS	NO	NAME	IDEAL	BEST	DIFF
1	25	MOORE	17.267	29	RICHARDS	20.851	27	ELLIOTT	15.671	1	29	RICHARDS	54.084	54.246	0.162
2	66	WRATHALL	17.332	2	O'NEILL	20.986	29	RICHARDS	15.763	2	25	MOORE	54.105	54.405	0.300
3	29	RICHARDS	17.470	27	ELLIOTT	21.014	66	WRATHALL	15.804	3	27	ELLIOTT	54.214	54.603	0.389
4	19	DICK	17.482	25	MOORE	21.017	47	COOK	15.811	4	66	WRATHALL	54.245	54.366	0.121
5	2	O'NEILL	17.491	66	WRATHALL	21.109	25	MOORE	15.821	5	2	O'NEILL	54.539	54.884	0.345
6	27	ELLIOTT	17.529	19	DICK	21.182	19	DICK	15.903	6	19	DICK	54.567	54.690	0.123
7	47	COOK	17.587	47	COOK	21.269	10	SHARP	16.031	7	47	COOK	54.667	54.815	0.148
8	10	SHARP	17.933	70	DOVE	21.544	2	O'NEILL	16.062	8	70	DOVE	55.691	56.219	0.528
9	70	DOVE	18.039	20	HUGHES	22.525	70	DOVE	16.108	9	20	HUGHES	57.859	57.859	0.000
10	20	HUGHES	18.913	10	SHARP	25.336	20	HUGHES	16.421	10	10	SHARP	59.300	54.879	-4.421
11	4	CARMAN		4	CARMAN		4	CARMAN		11	4	CARMAN		55.600	0.000
12	6	AUSTIN		6	AUSTIN		6	AUSTIN		12	6	AUSTIN		54.194	0.000
13															

Perfect Lap	53.789
-------------	--------

Ginetta G50 Championship

RACE 14 - SPEED TRAPS

SECTOR 1				SECTOR 2			FINISH LINE		
POS	NO	NAME	MPH	NO	NAME	MPH	NO	NAME	MPH
1				66	Frank WRATHALL	112.0	27	Ben ELLIOTT	101.2
2				19	Christian DICK	111.8	47	Jonathan COOK	100.9
3				27	Ben ELLIOTT	111.8	66	Frank WRATHALL	100.9
4				29	Clive RICHARDS	111.8	70	David DOVE	100.6
5				2	Paul O'NEILL	111.3	19	Christian DICK	100.5
6				47	Jonathan COOK	110.9	29	Clive RICHARDS	100.5
7				70	David DOVE	110.7	25	Nigel MOORE	100.2
8				25	Nigel MOORE	109.7	2	Paul O'NEILL	99.3
9				20	Tony HUGHES	108.6	10	Tom SHARP	98.7
10				10	Tom SHARP	1.2	20	Tony HUGHES	98.4
11									
12									
13									