



Sponsored by Avon Tyres



Texaco Havoline Ginetta Championship

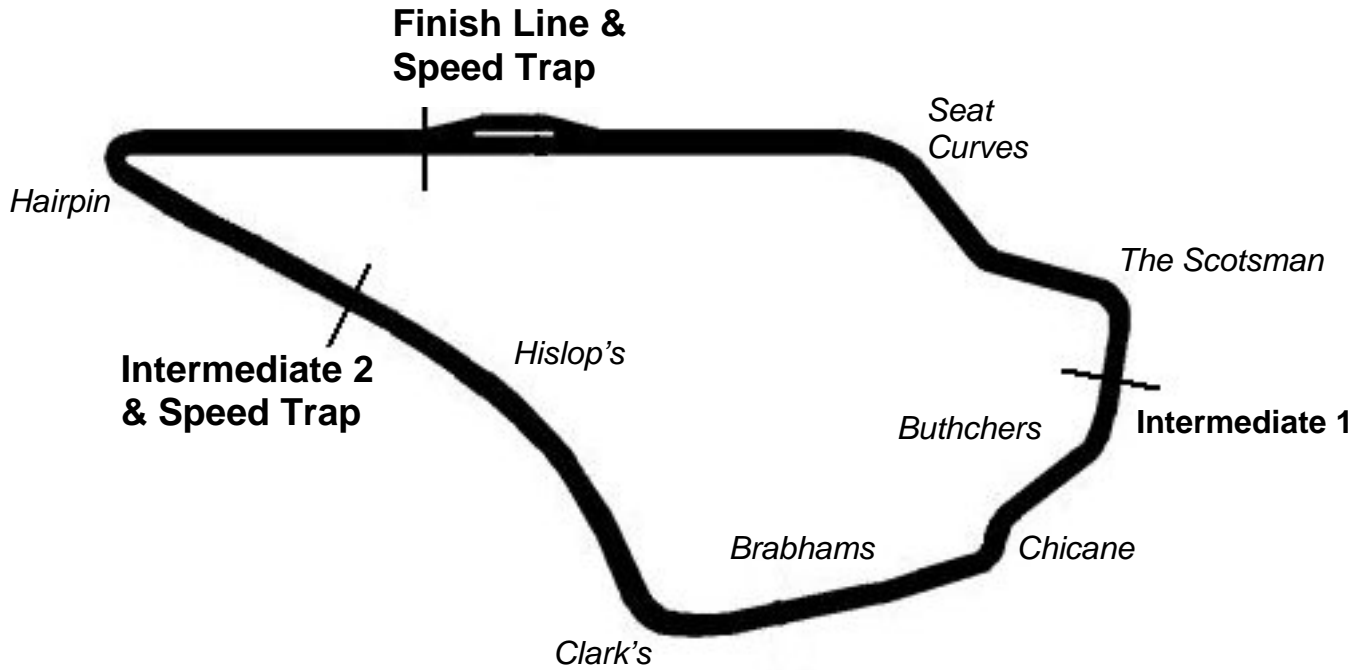
Round 5 & 6
Knockhill

12th & 13th April 2008



Results Provided by Timing Solutions Ltd
www.tsl-timing.com

KNOCKHILL



| | |
|------------------|------------------------------|
| Circuit Length: | 1.2713 miles / 2046.0 metres |
| Intermediate 1: | 697 metres |
| Intermediate 2: | 1508 metres |
| Pit In: | 2046 metres |
| Pit Out: | 183 metres after Finish Line |
| Pit In – Pit Out | 175 metres |

Texaco Havoline Ginetta Championship

PRACTICE - CLASSIFICATION

| POS | NO | CL | DRIVER / TEAM | CAR | TIME | ON | LAPS | GAP | DIFF | MPH |
|-----|----|----|---|-------------|-----------------|----|------|---------------|-------|-------|
| 1 | 4 | - | Paul MARSH Tockwith Motorsport | Ginetta G20 | 1:02.958 | 14 | 14 | | | 72.69 |
| 2 | 18 | - | Paul SHEARD Speedworks Motorsport | Ginetta G20 | 1:03.150 | 14 | 14 | 0.192 | 0.192 | 72.47 |
| 3 | 3 | - | Julian BARRATT Reflex Racing | Ginetta G20 | 1:03.287 | 13 | 13 | 0.329 | 0.137 | 72.31 |
| 4 | 52 | - | Spencer MCCARTHY McCarthy Technology Services Ltd | Ginetta G20 | 1:03.696 | 12 | 14 | 0.738 | 0.409 | 71.85 |
| 5 | 51 | - | Russel MCCARTHY | Ginetta G20 | 1:03.734 | 12 | 14 | 0.776 | 0.038 | 71.81 |
| 6 | 99 | - | Phil SYKES Speedworks | Ginetta G20 | 1:04.308 | 13 | 14 | 1.350 | 0.574 | 71.16 |
| 7 | 46 | - | Andrew SMITH | Ginetta G20 | 1:04.471 | 9 | 14 | 1.513 | 0.163 | 70.98 |
| 8 | 6 | - | Matthew FLOWERS Optimum Motorsport | Ginetta G20 | 1:04.627 | 13 | 14 | 1.669 | 0.156 | 70.81 |
| 9 | 9 | - | Gary SIMMS Optimum Motorsport | Ginetta G20 | 1:05.091 | 7 | 7 | 2.133 | 0.464 | 70.31 |
| 10 | 20 | - | Edd STRAW Speedworks Motorsport | Ginetta G20 | 1:05.254 | 11 | 13 | 2.296 | 0.163 | 70.13 |
| 11 | 21 | - | Richard SYKES Speedworks Motorsport | Ginetta G20 | 1:05.508 | 7 | 7 | 2.550 | 0.254 | 69.86 |
| 12 | 19 | - | David JACKSON Speedworks Motorsport | Ginetta G20 | 1:05.611 | 12 | 13 | 2.653 | 0.103 | 69.75 |
| 13 | 14 | - | Paul MORGAN | Ginetta G20 | 1:06.370 | 9 | 10 | 3.412 | 0.759 | 68.95 |
| 14 | 74 | - | Peter DIGNAN Pistonheads | Ginetta G20 | 1:06.421 | 13 | 13 | 3.463 | 0.051 | 68.90 |
| 15 | 5 | - | Steve RIGBY Reflex Racing | Ginetta G20 | 1:06.825 | 12 | 13 | 3.867 | 0.404 | 68.48 |
| 16 | 27 | - | Neil HOUSTON FNH Racing | Ginetta G20 | 1:06.946 | 12 | 13 | 3.988 | 0.121 | 68.36 |
| 17 | 15 | - | Emily FLETCHER Rob Austin Racing | Ginetta G20 | 1:06.962 | 5 | 6 | 4.004 | 0.016 | 68.34 |
| 18 | 11 | - | Michael RALPH Envelope Printing Company | Ginetta G20 | 1:06.983 | 11 | 13 | 4.025 | 0.021 | 68.32 |
| 19 | 17 | - | Neil MERRY Speedworks Motorsport | Ginetta G20 | 1:07.728 | 12 | 13 | 4.770 | 0.745 | 67.57 |
| 20 | 7 | - | Steve WILLIAMS Optimum Motorsport | Ginetta G20 | 1:08.037 | 12 | 13 | 5.079 | 0.309 | 67.26 |
| 21 | 38 | - | Wayne AUSTIN Tockwith Motorsport | Ginetta G20 | 1:08.041 | 12 | 13 | 5.083 | 0.004 | 67.26 |
| 22 | 28 | - | Kieran VERNON | Ginetta G20 | 1:16.172 | 7 | 12 | 13.214 | 8.131 | 60.08 |

Cars 15 & 21 Please fit Timing Transponder

Weather / Track : Cloudy / Wet

These results are provisional until the conclusion of any judicial and technical matters.

Knockhill
Circuit Length = 1.2713 miles
Start: 09:23 End: 09:42

| | | |
|-------------------|--|--------------|
| Clerk of Course : | | Timekeeper : |
|-------------------|--|--------------|

Texaco Havoline Ginetta Championship
PRACTICE - SECTOR ANALYSIS

| | | | | | | | | | | | |
|-----------|------------------------|--------|--------|-------------|----------------------------------|------|---------------|---------------|---------------|-------------|-----------------|
| 3 | Julian BARRATT | | | | Reflex Racing | | | | | | |
| 1 - | Out | 29.085 | 22.748 | 72.9 | 1:15.850 | 8 - | 20.784 | 25.068 | 19.812 | 86.7 | 1:05.664 |
| 2 - | 24.548 | 33.166 | 22.218 | 68.5 | 1:19.932 | 9 - | 25.620 | 29.708 | 22.205 | 78.3 | 1:17.533 |
| 3 - | 25.801 | 34.294 | 24.578 | 78.2 | 1:24.673 | 10 - | 22.988 | 31.085 | 24.489 | 61.3 | 1:18.562 |
| 4 - | 22.890 | 28.640 | 19.736 | 84.9 | 1:11.266 | 11 - | 23.420 | 31.418 | 21.874 | 84.8 | 1:16.712 |
| 5 - | 20.915 | 26.656 | 20.104 | 86.1 | 1:07.675 | 12 - | 20.339 | 24.643 | 19.259 | 85.3 | 1:04.241 |
| 6 - | 21.082 | 24.594 | 19.456 | 84.6 | 1:05.132 | 13 - | 20.013 | 24.109 | 19.165 | 86.1 | 1:03.287 |
| 7 - | 20.901 | 24.558 | 19.610 | 85.8 | 1:05.069 | | | | | | |
| 4 | Paul MARSH | | | | Tockwith Motorsport | | | | | | |
| 1 - | Out | 30.737 | 22.086 | 81.3 | 1:14.743 | 8 - | 20.585 | 24.727 | 19.481 | 84.7 | 1:04.793 |
| 2 - | 22.011 | 26.481 | 20.526 | 83.7 | 1:09.018 | 9 - | 22.061 | 27.244 | 20.377 | 84.8 | 1:09.682 |
| 3 - | 21.571 | 26.022 | 20.669 | 82.8 | 1:08.262 | 10 - | 20.571 | 24.229 | 19.661 | 85.5 | 1:04.461 |
| 4 - | 21.653 | 26.248 | 20.185 | 84.0 | 1:08.086 | 11 - | 20.602 | 24.351 | 19.275 | 85.3 | 1:04.228 |
| 5 - | 20.623 | 25.452 | 19.660 | 84.4 | 1:05.735 | 12 - | 20.303 | 24.321 | 19.275 | 84.8 | 1:03.899 |
| 6 - | 20.597 | 24.911 | 19.734 | 81.4 | 1:05.242 | 13 - | 20.182 | 24.068 | 19.657 | 83.9 | 1:03.907 |
| 7 - | 21.878 | 24.728 | 19.610 | 84.0 | 1:06.216 | 14 - | 20.052 | 23.748 | 19.158 | 85.3 | 1:02.958 |
| 5 | Steve RIGBY | | | | Reflex Racing | | | | | | |
| 1 - | Out | 32.715 | 23.600 | 81.5 | 1:22.953 | 8 - | 21.737 | 27.300 | 21.379 | 85.2 | 1:10.416 |
| 2 - | 23.971 | 28.939 | 21.748 | 82.2 | 1:14.658 | 9 - | 21.853 | 25.744 | 20.555 | 83.8 | 1:08.152 |
| 3 - | 23.052 | 27.177 | 20.614 | 82.5 | 1:10.843 | 10 - | 21.333 | 25.236 | 20.313 | 84.4 | 1:06.882 |
| 4 - | 22.301 | 26.296 | 21.698 | 83.0 | 1:10.295 | 11 - | 21.579 | 26.006 | 20.118 | 83.5 | 1:07.703 |
| 5 - | 23.211 | 26.264 | 20.878 | 84.4 | 1:10.353 | 12 - | 21.536 | 25.315 | 19.974 | 83.9 | 1:06.825 |
| 6 - | 22.179 | 25.807 | 20.121 | 83.8 | 1:08.107 | 13 - | 21.245 | 25.639 | 21.207 | 83.2 | 1:08.091 |
| 7 - | 21.539 | 26.130 | 20.216 | 83.7 | 1:07.885 | | | | | | |
| 6 | Matthew FLOWERS | | | | Optimum Motorsport | | | | | | |
| 1 - | Out | 29.673 | 22.123 | 81.9 | 1:15.358 | 8 - | 21.210 | 25.040 | 20.093 | 84.7 | 1:06.343 |
| 2 - | 22.715 | 27.114 | 21.275 | 83.8 | 1:11.104 | 9 - | 20.897 | 24.799 | 19.761 | 84.9 | 1:05.457 |
| 3 - | 21.897 | 26.037 | 21.370 | 83.2 | 1:09.304 | 10 - | 20.983 | 24.766 | 19.816 | 85.2 | 1:05.565 |
| 4 - | 22.193 | 26.416 | 21.031 | 83.4 | 1:09.640 | 11 - | 20.758 | 24.522 | 19.766 | 85.1 | 1:05.046 |
| 5 - | 21.249 | 25.366 | 20.329 | 84.3 | 1:06.944 | 12 - | 20.637 | 24.451 | 19.731 | 85.2 | 1:04.819 |
| 6 - | 21.303 | 24.933 | 20.179 | 84.8 | 1:06.415 | 13 - | 20.625 | 24.356 | 19.646 | 85.8 | 1:04.627 |
| 7 - | 21.181 | 25.322 | 20.770 | 84.5 | 1:07.273 | 14 - | 20.471 | 26.111 | 19.971 | 85.3 | 1:06.553 |
| 7 | Steve WILLIAMS | | | | Optimum Motorsport | | | | | | |
| 1 - | Out | 32.582 | 23.297 | 78.2 | 1:21.315 | 8 - | 22.101 | 26.195 | 20.371 | 83.3 | 1:08.667 |
| 2 - | 25.235 | 29.783 | 21.761 | 81.4 | 1:16.779 | 9 - | 22.773 | 26.588 | 20.210 | 85.2 | 1:09.571 |
| 3 - | 24.115 | 29.190 | 21.377 | 82.5 | 1:14.682 | 10 - | 22.630 | 26.893 | 20.174 | 84.2 | 1:09.697 |
| 4 - | 23.179 | 27.255 | 20.500 | 83.4 | 1:10.934 | 11 - | 22.379 | 26.749 | 20.063 | 83.5 | 1:09.191 |
| 5 - | 23.359 | 27.422 | 20.575 | 83.2 | 1:11.356 | 12 - | 21.817 | 26.232 | 19.988 | 84.4 | 1:08.037 |
| 6 - | 23.079 | 26.455 | 20.254 | 83.7 | 1:09.788 | 13 - | 22.451 | 25.951 | 19.954 | 84.2 | 1:08.356 |
| 7 - | 22.450 | 27.006 | 20.587 | 84.0 | 1:10.043 | | | | | | |
| 9 | Gary SIMMS | | | | Optimum Motorsport | | | | | | |
| 1 - | Out | 29.064 | 22.551 | 81.9 | 1:16.415 | 5 - | 21.714 | 24.767 | 19.772 | 84.9 | 1:06.253 |
| 2 - | 23.060 | 27.397 | 20.727 | 83.7 | 1:11.184 | 6 - | 21.424 | 24.561 | 19.703 | 86.1 | 1:05.688 |
| 3 - | 21.675 | 25.449 | 20.270 | 76.0 | 1:07.394 | 7 - | 20.763 | 24.417 | 19.911 | 78.3 | 1:05.091 |
| 4 - | 7:51.182 | 26.379 | 22.498 | 75.1 | 8:40.059 | | | | | | |
| 11 | Michael RALPH | | | | Envelope Printing Company | | | | | | |
| 1 - | Out | 31.816 | 23.480 | 77.8 | 1:19.715 | 8 - | 21.210 | 26.311 | 20.002 | 80.7 | 1:07.523 |
| 2 - | 23.722 | 28.244 | 21.182 | 80.4 | 1:13.148 | 9 - | 21.704 | 26.011 | 19.832 | 81.7 | 1:07.547 |
| 3 - | 22.712 | 27.152 | 21.169 | 82.6 | 1:11.033 | 10 - | 21.204 | 25.797 | 20.031 | 81.4 | 1:07.032 |
| 4 - | 22.820 | 26.541 | 20.574 | 81.4 | 1:09.935 | 11 - | 21.291 | 25.814 | 19.878 | 79.2 | 1:06.983 |
| 5 - | 21.808 | 26.981 | 20.629 | 81.1 | 1:09.418 | 12 - | 21.325 | 25.791 | 22.237 | 81.4 | 1:09.353 |
| 6 - | 22.526 | 26.281 | 20.021 | 82.1 | 1:08.828 | 13 - | 20.881 | 25.233 | 52.178 | 73.2 | 1:38.292 |
| 7 - | 21.618 | 26.695 | 20.608 | 81.0 | 1:08.921 | | | | | | |
| 14 | Paul MORGAN | | | | | | | | | | |
| 1 - | Out | 30.396 | 21.044 | 83.0 | 1:21.964 | 6 - | 21.225 | 25.712 | 20.773 | 83.4 | 1:07.710 |
| 2 - | 22.656 | 28.810 | 21.611 | 80.4 | 1:13.077 | 7 - | 21.432 | 25.234 | 19.976 | 84.5 | 1:06.642 |

Knockhill
Circuit Length = 1.2713 miles
Start: 09:23 End: 09:42

Weather / Track : Cloudy / Wet

Texaco Havoline Ginetta Championship

PRACTICE - SECTOR ANALYSIS

| | | | | | | | | | | | |
|-----------|-----------------------|--------|---------------|-------------|----------|------------------------------|---------------|---------------|---------------|-------------|-----------------|
| 3 - | 24.319 | 26.983 | 20.322 | 82.1 | 1:11.624 | 8 - | 21.728 | 25.813 | 21.255 | 84.2 | 1:08.796 |
| 4 - | 22.538 | 26.161 | 20.457 | 84.9 | 1:09.156 | 9 - | 21.356 | 25.265 | 19.749 | 84.6 | 1:06.370 |
| 5 - | 21.719 | 25.531 | 20.245 | 84.0 | 1:07.495 | 10 - | 21.261 | 25.663 | 20.705 | 71.4 | 1:07.629 |
| 15 | Emily FLETCHER | | | | | Rob Austin Racing | | | | | |
| 1 - | | | | | 1:12.271 | 4 - | | | | | 1:07.025 |
| 2 - | | | | | 5:46.616 | 5 - | | | | | 1:06.962 |
| 3 - | | | | | 2:15.830 | 6 - | | | | | 1:06.979 |
| 17 | Neil MERRY | | | | | Speedworks Motorsport | | | | | |
| 1 - | Out | 31.085 | 24.892 | 69.8 | 1:19.603 | 8 - | 22.506 | 26.331 | 20.587 | 81.7 | 1:09.424 |
| 2 - | 26.197 | 29.227 | 22.120 | 80.5 | 1:17.544 | 9 - | 21.697 | 25.716 | 20.358 | 81.7 | 1:07.771 |
| 3 - | 23.229 | 27.967 | 21.513 | 81.1 | 1:12.709 | 10 - | 22.004 | 26.002 | 20.631 | 81.7 | 1:08.637 |
| 4 - | 25.013 | 27.647 | 21.790 | 79.3 | 1:14.450 | 11 - | 22.047 | 25.965 | 21.916 | 80.4 | 1:09.928 |
| 5 - | 22.699 | 26.764 | 20.452 | 81.7 | 1:09.915 | 12 - | 21.707 | 25.533 | 20.488 | 83.4 | 1:07.728 |
| 6 - | 21.848 | 26.290 | 20.402 | 81.5 | 1:08.540 | 13 - | 22.361 | 25.470 | 20.931 | 80.4 | 1:08.762 |
| 7 - | 22.375 | 26.504 | 20.347 | 81.8 | 1:09.226 | | | | | | |
| 18 | Paul SHEARD | | | | | Speedworks Motorsport | | | | | |
| 1 - | Out | 28.337 | 21.831 | 82.5 | 1:11.703 | 8 - | 20.834 | 24.298 | 19.590 | 83.4 | 1:04.722 |
| 2 - | 23.232 | 27.460 | 20.941 | 83.6 | 1:11.633 | 9 - | 20.887 | 24.330 | 19.516 | 84.0 | 1:04.733 |
| 3 - | 22.635 | 26.061 | 20.590 | 83.0 | 1:09.286 | 10 - | 20.665 | 24.708 | 19.566 | 84.2 | 1:04.939 |
| 4 - | 21.937 | 25.290 | 20.140 | 77.2 | 1:07.367 | 11 - | 20.604 | 24.281 | 19.109 | 84.2 | 1:03.994 |
| 5 - | 21.307 | 24.775 | 19.568 | 83.8 | 1:05.650 | 12 - | 20.342 | 23.927 | 19.342 | 84.3 | 1:03.611 |
| 6 - | 20.978 | 24.547 | 20.071 | 84.0 | 1:05.596 | 13 - | 20.383 | 23.921 | 19.329 | 84.3 | 1:03.633 |
| 7 - | 21.043 | 24.570 | 19.483 | 84.0 | 1:05.096 | 14 - | 20.194 | 23.702 | 19.254 | 84.1 | 1:03.150 |
| 19 | David JACKSON | | | | | Speedworks Motorsport | | | | | |
| 1 - | Out | 30.020 | 23.475 | 80.6 | 1:15.333 | 8 - | 21.433 | 25.546 | 20.280 | 83.1 | 1:07.259 |
| 2 - | 24.474 | 28.626 | 21.233 | 81.6 | 1:14.333 | 9 - | 21.378 | 25.720 | 20.192 | 83.2 | 1:07.290 |
| 3 - | 22.296 | 26.767 | 20.546 | 82.4 | 1:09.609 | 10 - | 21.240 | 25.094 | 20.127 | 84.6 | 1:06.461 |
| 4 - | 22.108 | 26.089 | 20.694 | 81.9 | 1:08.891 | 11 - | 21.042 | 25.129 | 19.784 | 84.2 | 1:05.955 |
| 5 - | 21.970 | 26.087 | 21.312 | 80.3 | 1:09.369 | 12 - | 20.871 | 24.950 | 19.790 | 84.4 | 1:05.611 |
| 6 - | 21.703 | 25.581 | 20.527 | 83.1 | 1:07.811 | 13 - | 20.948 | 24.734 | 19.990 | 84.5 | 1:05.672 |
| 7 - | 21.885 | 25.540 | 20.518 | 82.8 | 1:07.943 | | | | | | |
| 20 | Edd STRAW | | | | | Speedworks Motorsport | | | | | |
| 1 - | Out | 27.238 | 21.325 | 82.1 | 1:09.754 | 8 - | 21.623 | 24.485 | 20.354 | 83.4 | 1:06.462 |
| 2 - | 22.259 | 26.878 | 20.927 | 83.9 | 1:10.064 | 9 - | 21.511 | 35.465 | 22.663 | 83.1 | 1:19.639 |
| 3 - | 21.902 | 25.024 | 20.168 | 83.8 | 1:07.094 | 10 - | 21.031 | 24.482 | 20.592 | 83.4 | 1:06.105 |
| 4 - | 21.321 | 25.746 | 20.524 | 83.0 | 1:07.591 | 11 - | 20.806 | 24.141 | 20.307 | 82.0 | 1:05.254 |
| 5 - | 21.446 | 25.823 | 20.564 | 84.2 | 1:07.833 | 12 - | 22.170 | 35.595 | 22.152 | 83.7 | 1:19.917 |
| 6 - | 21.721 | 25.306 | 20.204 | 84.0 | 1:07.231 | 13 - | 21.031 | 24.978 | 20.505 | 81.8 | 1:06.514 |
| 7 - | 21.697 | 26.115 | 24.912 | 75.9 | 1:12.724 | | | | | | |
| 21 | Richard SYKES | | | | | Speedworks Motorsport | | | | | |
| 1 - | | | | | 1:13.061 | 5 - | | | | | 1:07.156 |
| 2 - | | | | | 1:10.995 | 6 - | | | | | 1:06.761 |
| 3 - | | | | | 6:50.228 | 7 - | | | | | 1:05.508 |
| 4 - | | | | | 1:06.361 | | | | | | |
| 27 | Neil HOUSTON | | | | | FNH Racing | | | | | |
| 1 - | Out | 32.060 | 23.231 | 81.5 | 1:19.343 | 8 - | 21.977 | 26.701 | 20.563 | 84.2 | 1:09.241 |
| 2 - | 25.303 | 29.668 | 21.998 | 83.5 | 1:16.969 | 9 - | 22.113 | 25.355 | 20.648 | 82.6 | 1:08.116 |
| 3 - | 22.701 | 27.447 | 20.861 | 84.0 | 1:11.009 | 10 - | 21.484 | 25.175 | 21.101 | 75.7 | 1:07.760 |
| 4 - | 21.785 | 25.781 | 20.524 | 84.0 | 1:08.090 | 11 - | 23.080 | 24.923 | 20.046 | 84.8 | 1:08.049 |
| 5 - | 22.717 | 26.266 | 20.253 | 84.8 | 1:09.236 | 12 - | 21.581 | 25.376 | 19.989 | 84.5 | 1:06.946 |
| 6 - | 22.564 | 25.666 | 20.208 | 83.7 | 1:08.438 | 13 - | 21.305 | 25.516 | 20.416 | 83.4 | 1:07.237 |
| 7 - | 21.569 | 25.804 | 20.220 | 84.5 | 1:07.593 | | | | | | |
| 28 | Kieran VERNON | | | | | | | | | | |
| 1 - | Out | 33.403 | 25.172 | 74.6 | 1:23.750 | 7 - | 23.453 | 29.494 | 23.225 | 81.1 | 1:16.172 |
| 2 - | 24.951 | 30.171 | 23.112 | 78.7 | 1:18.234 | 8 - | 23.456 | 29.593 | 24.034 | 77.9 | 1:17.083 |
| 3 - | 24.572 | 30.000 | 22.810 | 79.8 | 1:17.382 | 9 - | 25.176 | 29.052 | 24.235 | 82.3 | 1:18.463 |

Knockhill
Circuit Length = 1.2713 miles
Start: 09:23 End: 09:42

Weather / Track : Cloudy / Wet

Texaco Havoline Ginetta Championship

PRACTICE - SECTOR ANALYSIS

| | | | | | | | | | | | |
|-----------|--|---------------|---------------|-------------|----------|------|---------------|---------------|---------------|-------------|-----------------|
| 4 - | 24.361 | 29.186 | 22.810 | 80.7 | 1:16.357 | 10 - | 23.596 | 29.996 | 23.645 | 75.7 | 1:17.237 |
| 5 - | 23.772 | 28.663 | 24.749 | 74.2 | 1:17.184 | 11 - | 24.797 | 28.638 | 23.188 | 81.3 | 1:16.623 |
| 6 - | 25.518 | 28.208 | 22.691 | 81.4 | 1:16.417 | 12 - | 23.453 | 29.620 | 23.505 | 71.5 | 1:16.578 |
| 38 | Wayne AUSTIN Tockwith Motorsport | | | | | | | | | | |
| 1 - | Out | 32.042 | 22.765 | 80.1 | 1:17.179 | 8 - | 22.252 | 27.071 | 20.534 | 83.6 | 1:09.857 |
| 2 - | 24.243 | 30.078 | 21.652 | 78.4 | 1:15.973 | 9 - | 21.802 | 26.039 | 20.245 | 84.4 | 1:08.086 |
| 3 - | 23.800 | 28.705 | 21.281 | 79.4 | 1:13.786 | 10 - | 22.373 | 26.845 | 20.330 | 83.9 | 1:09.548 |
| 4 - | 23.123 | 27.434 | 21.080 | 82.8 | 1:11.637 | 11 - | 22.248 | 26.752 | 20.164 | 84.4 | 1:09.164 |
| 5 - | 22.564 | 27.481 | 20.793 | 84.2 | 1:10.838 | 12 - | 21.673 | 26.312 | 20.056 | 84.2 | 1:08.041 |
| 6 - | 22.806 | 26.562 | 20.855 | 83.2 | 1:10.223 | 13 - | 22.350 | 26.109 | 20.408 | 83.8 | 1:08.867 |
| 7 - | 22.220 | 26.537 | 21.087 | 82.5 | 1:09.844 | | | | | | |
| 46 | Andrew SMITH | | | | | | | | | | |
| 1 - | Out | 30.934 | 21.288 | 83.2 | 1:15.045 | 8 - | 20.923 | 24.245 | 19.329 | 84.9 | 1:04.497 |
| 2 - | 22.097 | 26.652 | 20.229 | 83.6 | 1:08.978 | 9 - | 20.871 | 24.144 | 19.456 | 84.5 | 1:04.471 |
| 3 - | 21.418 | 25.171 | 20.158 | 83.9 | 1:06.747 | 10 - | 21.045 | 24.306 | 19.247 | 85.1 | 1:04.598 |
| 4 - | 21.455 | 25.167 | 19.747 | 83.7 | 1:06.369 | 11 - | 20.916 | 24.187 | 19.470 | 82.8 | 1:04.573 |
| 5 - | 21.094 | 24.545 | 19.583 | 84.5 | 1:05.222 | 12 - | 20.907 | 24.316 | 19.684 | 85.2 | 1:04.907 |
| 6 - | 21.021 | 24.524 | 19.618 | 84.2 | 1:05.163 | 13 - | 21.832 | 24.575 | 19.307 | 84.6 | 1:05.714 |
| 7 - | 20.987 | 24.300 | 19.382 | 84.6 | 1:04.669 | 14 - | 20.770 | 24.618 | 21.471 | 65.9 | 1:06.859 |
| 51 | Russel MCCARTHY | | | | | | | | | | |
| 1 - | Out | 27.709 | 20.922 | 81.9 | 1:12.552 | 8 - | 20.871 | 24.599 | 19.779 | 83.8 | 1:05.249 |
| 2 - | 21.851 | 27.188 | 21.726 | 81.4 | 1:10.765 | 9 - | 20.692 | 24.623 | 19.587 | 83.6 | 1:04.902 |
| 3 - | 21.282 | 25.947 | 19.983 | 83.6 | 1:07.212 | 10 - | 20.469 | 24.370 | 19.782 | 83.0 | 1:04.621 |
| 4 - | 21.011 | 25.179 | 20.038 | 83.6 | 1:06.228 | 11 - | 20.530 | 24.920 | 19.286 | 84.1 | 1:04.736 |
| 5 - | 21.837 | 25.693 | 19.911 | 83.5 | 1:07.441 | 12 - | 20.315 | 24.099 | 19.320 | 83.9 | 1:03.734 |
| 6 - | 21.421 | 25.331 | 20.525 | 85.4 | 1:07.277 | 13 - | 20.336 | 24.378 | 19.405 | 83.5 | 1:04.119 |
| 7 - | 20.991 | 24.812 | 19.823 | 83.8 | 1:05.626 | 14 - | 20.207 | 23.614 | 21.648 | 64.7 | 1:05.469 |
| 52 | Spencer MCCARTHY McCarthy Technology Services Ltd | | | | | | | | | | |
| 1 - | Out | 29.117 | 24.374 | 63.6 | 1:15.282 | 8 - | 21.035 | 24.518 | 19.414 | 84.2 | 1:04.967 |
| 2 - | 25.526 | 27.030 | 19.969 | 83.2 | 1:12.525 | 9 - | 21.060 | 24.471 | 19.471 | 84.3 | 1:05.002 |
| 3 - | 22.453 | 26.588 | 20.552 | 84.1 | 1:09.593 | 10 - | 20.846 | 24.159 | 19.257 | 84.4 | 1:04.262 |
| 4 - | 21.712 | 25.110 | 19.721 | 84.6 | 1:06.543 | 11 - | 20.792 | 24.044 | 19.299 | 84.5 | 1:04.135 |
| 5 - | 21.660 | 25.590 | 20.160 | 82.5 | 1:07.410 | 12 - | 20.619 | 23.977 | 19.106 | 84.5 | 1:03.696 |
| 6 - | 21.216 | 24.680 | 19.669 | 83.9 | 1:05.565 | 13 - | 20.539 | 24.120 | 19.124 | 85.2 | 1:03.783 |
| 7 - | 21.091 | 24.515 | 19.573 | 84.6 | 1:05.179 | 14 - | 20.381 | 24.301 | 19.348 | 85.9 | 1:04.030 |
| 74 | Peter DIGNAN Pistonheads | | | | | | | | | | |
| 1 - | Out | 31.715 | 23.403 | 79.6 | 1:19.491 | 8 - | 21.859 | 25.831 | 19.963 | 83.5 | 1:07.653 |
| 2 - | 24.284 | 29.334 | 21.079 | 83.4 | 1:14.697 | 9 - | 21.884 | 25.936 | 20.154 | 84.1 | 1:07.974 |
| 3 - | 22.824 | 27.463 | 20.874 | 84.1 | 1:11.161 | 10 - | 21.739 | 25.748 | 20.236 | 83.3 | 1:07.723 |
| 4 - | 22.320 | 26.750 | 20.259 | 84.7 | 1:09.329 | 11 - | 21.434 | 25.632 | 19.931 | 83.8 | 1:06.997 |
| 5 - | 22.021 | 27.540 | 20.205 | 84.6 | 1:09.766 | 12 - | 21.376 | 25.520 | 19.666 | 84.0 | 1:06.562 |
| 6 - | 21.779 | 26.044 | 19.536 | 85.7 | 1:07.359 | 13 - | 21.109 | 25.195 | 20.117 | 84.1 | 1:06.421 |
| 7 - | 22.233 | 26.267 | 20.831 | 83.5 | 1:09.331 | | | | | | |
| 99 | Phil SYKES Speedworks | | | | | | | | | | |
| 1 - | Out | 30.548 | 21.525 | 83.1 | 1:16.640 | 8 - | 21.909 | 25.850 | 19.725 | 84.0 | 1:07.484 |
| 2 - | 23.584 | 27.743 | 20.269 | 85.5 | 1:11.596 | 9 - | 20.888 | 25.155 | 19.344 | 84.6 | 1:05.387 |
| 3 - | 21.675 | 26.206 | 20.271 | 84.9 | 1:08.152 | 10 - | 20.690 | 24.740 | 19.361 | 84.2 | 1:04.791 |
| 4 - | 22.788 | 26.143 | 19.975 | 84.5 | 1:08.906 | 11 - | 20.673 | 24.613 | 19.103 | 85.6 | 1:04.389 |
| 5 - | 22.066 | 25.537 | 19.482 | 84.6 | 1:07.085 | 12 - | 20.824 | 24.773 | 19.230 | 84.5 | 1:04.827 |
| 6 - | 21.708 | 25.193 | 19.510 | 84.6 | 1:06.411 | 13 - | 20.961 | 24.219 | 19.128 | 84.7 | 1:04.308 |
| 7 - | 21.114 | 24.691 | 20.137 | 85.5 | 1:05.942 | 14 - | 20.880 | 24.095 | 19.940 | 84.5 | 1:04.915 |

Knockhill
Circuit Length = 1.2713 miles
Start: 09:23 End: 09:42

Weather / Track : Cloudy / Wet

Texaco Havoline Ginetta Championship

PRACTICE - BEST SECTOR TIMES

| SECTOR 1 | | | SECTOR 2 | | | SECTOR 3 | | | IDEAL / BEST COMPARISON | | | | | | |
|----------|----|----------|----------|----|----------|----------|----|----------|-------------------------|-----|-------------|----------|----------|----------|-------|
| POS | NO | NAME | TIME | NO | NAME | TIME | NO | NAME | TIME | POS | NO | NAME | IDEAL | BEST | DIFF |
| 1 | 3 | BARRATT | 20.013 | 51 | MCCARTHY | 23.614 | 99 | SYKES | 19.103 | 1 | 4 | MARSH | 1:02.958 | 1:02.958 | 0.000 |
| 2 | 4 | MARSH | 20.052 | 18 | SHEARD | 23.702 | 52 | MCCARTHY | 19.106 | 2 | 18 | SHEARD | 1:03.005 | 1:03.150 | 0.145 |
| 3 | 18 | SHEARD | 20.194 | 4 | MARSH | 23.748 | 18 | SHEARD | 19.109 | 3 | 51 | MCCARTHY | 1:03.107 | 1:03.734 | 0.627 |
| 4 | 51 | MCCARTHY | 20.207 | 52 | MCCARTHY | 23.971 | 4 | MARSH | 19.158 | 4 | 3 | BARRATT | 1:03.287 | 1:03.287 | 0.000 |
| 5 | 52 | MCCARTHY | 20.381 | 99 | SYKES | 24.095 | 3 | BARRATT | 19.165 | 5 | 52 | MCCARTHY | 1:03.458 | 1:03.696 | 0.238 |
| 6 | 6 | FLOWERS | 20.471 | 3 | BARRATT | 24.109 | 46 | SMITH | 19.247 | 6 | 99 | SYKES | 1:03.871 | 1:04.308 | 0.437 |
| 7 | 99 | SYKES | 20.673 | 20 | STRAW | 24.141 | 51 | MCCARTHY | 19.286 | 7 | 46 | SMITH | 1:04.161 | 1:04.471 | 0.310 |
| 8 | 9 | SIMMS | 20.763 | 46 | SMITH | 24.144 | 74 | DIGNAN | 19.536 | 8 | 6 | FLOWERS | 1:04.473 | 1:04.627 | 0.154 |
| 9 | 46 | SMITH | 20.770 | 6 | FLOWERS | 24.356 | 6 | FLOWERS | 19.646 | 9 | 9 | SIMMS | 1:04.883 | 1:05.091 | 0.208 |
| 10 | 20 | STRAW | 20.806 | 9 | SIMMS | 24.417 | 9 | SIMMS | 19.703 | 10 | 20 | STRAW | 1:05.115 | 1:05.254 | 0.139 |
| 11 | 19 | JACKSON | 20.871 | 19 | JACKSON | 24.734 | 14 | MORGAN | 19.749 | 11 | 19 | JACKSON | 1:05.389 | 1:05.611 | 0.222 |
| 12 | 11 | RALPH | 20.881 | 27 | HOUSTON | 24.923 | 19 | JACKSON | 19.784 | 12 | 74 | DIGNAN | 1:05.840 | 1:06.421 | 0.581 |
| 13 | 74 | DIGNAN | 21.109 | 74 | DIGNAN | 25.195 | 11 | RALPH | 19.832 | 13 | 11 | RALPH | 1:05.946 | 1:06.983 | 1.037 |
| 14 | 14 | MORGAN | 21.225 | 11 | RALPH | 25.233 | 7 | WILLIAMS | 19.954 | 14 | 14 | MORGAN | 1:06.208 | 1:06.370 | 0.162 |
| 15 | 5 | RIGBY | 21.245 | 14 | MORGAN | 25.234 | 5 | RIGBY | 19.974 | 15 | 27 | HOUSTON | 1:06.217 | 1:06.946 | 0.729 |
| 16 | 27 | HOUSTON | 21.305 | 5 | RIGBY | 25.236 | 27 | HOUSTON | 19.989 | 16 | 5 | RIGBY | 1:06.455 | 1:06.825 | 0.370 |
| 17 | 38 | AUSTIN | 21.673 | 17 | MERRY | 25.470 | 38 | AUSTIN | 20.056 | 17 | 17 | MERRY | 1:07.514 | 1:07.728 | 0.214 |
| 18 | 17 | MERRY | 21.697 | 7 | WILLIAMS | 25.951 | 20 | STRAW | 20.168 | 18 | 7 | WILLIAMS | 1:07.722 | 1:08.037 | 0.315 |
| 19 | 7 | WILLIAMS | 21.817 | 38 | AUSTIN | 26.039 | 17 | MERRY | 20.347 | 19 | 38 | AUSTIN | 1:07.768 | 1:08.041 | 0.273 |
| 20 | 28 | VERNON | 23.453 | 28 | VERNON | 28.208 | 28 | VERNON | 22.691 | 20 | 28 | VERNON | 1:14.352 | 1:16.172 | 1.820 |
| 21 | 15 | FLETCHER | | 15 | FLETCHER | | 15 | FLETCHER | | 21 | 15 | FLETCHER | | 1:06.962 | 0.000 |
| 22 | 21 | SYKES | | 21 | SYKES | | 21 | SYKES | | 22 | 21 | SYKES | | 1:05.508 | 0.000 |
| | | | | | | | | | | | Perfect Lap | | 1:02.730 | | |

Cars 15 & 21 Please fit Timing Transponder

Weather / Track : Cloudy / Wet

www.tsl-timing.com

Knockhill
Circuit Length = 1.2713 miles
Start: 09:23 End: 09:42

Printed - 09.43 Saturday, 12 April 2008

Texaco Havoline Ginetta Championship
PRACTICE - SPEED TRAPS

| SECTOR 1 | | | | SECTOR 2 | | | FINISH LINE | | | |
|----------|----|------|-----|----------|------|-----|-------------|------------------|------|--|
| POS | NO | NAME | MPH | NO | NAME | MPH | NO | NAME | MPH | |
| 1 | | | | 0 | | | 3 | Julian BARRAT | 86.7 | |
| 2 | | | | | | | 9 | Gary SIMMS | 86.1 | |
| 3 | | | | | | | 52 | Spencer MCCARTHY | 85.9 | |
| 4 | | | | | | | 6 | Matthew FLOWERS | 85.8 | |
| 5 | | | | | | | 74 | Peter DIGNAN | 85.7 | |
| 6 | | | | | | | 99 | Phil SYKES | 85.6 | |
| 7 | | | | | | | 4 | Paul MARSH | 85.5 | |
| 8 | | | | | | | 51 | Russel MCCARTHY | 85.4 | |
| 9 | | | | | | | 5 | Steve RIGBY | 85.2 | |
| 10 | | | | | | | 7 | Steve WILLIAMS | 85.2 | |
| 11 | | | | | | | 46 | Andrew SMITH | 85.2 | |
| 12 | | | | | | | 14 | Paul MORGAN | 84.9 | |
| 13 | | | | | | | 27 | Neil HOUSTON | 84.8 | |
| 14 | | | | | | | 19 | David JACKSON | 84.6 | |
| 15 | | | | | | | 38 | Wayne AUSTIN | 84.4 | |
| 16 | | | | | | | 18 | Paul SHEARD | 84.3 | |
| 17 | | | | | | | 20 | Edd STRAW | 84.2 | |
| 18 | | | | | | | 17 | Neil MERRY | 83.4 | |
| 19 | | | | | | | 11 | Michael RALPH | 82.6 | |
| 20 | | | | | | | 28 | Kieran VERNON | 82.3 | |
| 21 | | | | | | | | | | |
| 22 | | | | | | | | | | |

Cars 15 & 21 Please fit Timing Transponder

Weather / Track : Cloudy / Wet

www.tsl-timing.com

Knockhill
 Circuit Length = 1.2713 miles
 Start: 09:23 End: 09:42

Printed - 09.43 Saturday, 12 April 2008

Texaco Havoline Ginetta Championship

QUALIFYING - RACE 7 - CLASSIFICATION

| POS | NO | CL | DRIVER / TEAM | CAR | TIME | ON | LAPS | GAP | DIFF | MPH |
|-----|----|----|---|-------------|-----------------|----|------|--------------|-------|-------|
| 1 | 3 | - | Julian BARRATT Reflex Racing | Ginetta G20 | 59.545 | 11 | 13 | | | 76.86 |
| 2 | 28 | - | Kieran VERNON TFC Smiley | Ginetta G20 | 59.610 | 14 | 14 | 0.065 | 0.065 | 76.77 |
| 3 | 52 | - | Spencer MCCARTHY McCarthy Technology Services Ltd | Ginetta G20 | 1:00.039 | 13 | 13 | 0.494 | 0.429 | 76.22 |
| 4 | 4 | - | Paul MARSH Tockwith Motorsport | Ginetta G20 | 1:00.094 | 14 | 14 | 0.549 | 0.055 | 76.16 |
| 5 | 18 | - | Paul SHEARD Speedworks Motorsport | Ginetta G20 | 1:00.151 | 6 | 13 | 0.606 | 0.057 | 76.08 |
| 6 | 51 | - | Russel MCCARTHY | Ginetta G20 | 1:00.317 | 11 | 13 | 0.772 | 0.166 | 75.87 |
| 7 | 74 | - | Peter DIGNAN Pistonheads | Ginetta G20 | 1:00.317 | 11 | 13 | 0.772 | 0.000 | 75.87 |
| 8 | 99 | - | Phil SYKES Speedworks | Ginetta G20 | 1:00.320 | 12 | 13 | 0.775 | 0.003 | 75.87 |
| 9 | 6 | - | Matthew FLOWERS Optimum Motorsport | Ginetta G20 | 1:00.645 | 11 | 14 | 1.100 | 0.325 | 75.46 |
| 10 | 9 | - | Gary SIMMS Optimum Motorsport | Ginetta G20 | 1:00.737 | 12 | 14 | 1.192 | 0.092 | 75.35 |
| 11 | 46 | - | Andrew SMITH | Ginetta G20 | 1:01.244 | 12 | 14 | 1.699 | 0.507 | 74.73 |
| 12 | 27 | - | Neil HOUSTON FNH Racing | Ginetta G20 | 1:01.273 | 13 | 13 | 1.728 | 0.029 | 74.69 |
| 13 | 14 | - | Paul MORGAN | Ginetta G20 | 1:01.565 | 10 | 11 | 2.020 | 0.292 | 74.34 |
| 14 | 19 | - | David JACKSON Speedworks Motorsport | Ginetta G20 | 1:01.631 | 7 | 13 | 2.086 | 0.066 | 74.26 |
| 15 | 17 | - | Neil MERRY Speedworks Motorsport | Ginetta G20 | 1:01.705 | 12 | 14 | 2.160 | 0.074 | 74.17 |
| 16 | 5 | - | Steve RIGBY Reflex Racing | Ginetta G20 | 1:01.726 | 14 | 14 | 2.181 | 0.021 | 74.14 |
| 17 | 7 | - | Steve WILLIAMS Optimum Motorsport | Ginetta G20 | 1:01.911 | 12 | 14 | 2.366 | 0.185 | 73.92 |
| 18 | 21 | - | Richard SYKES Speedworks Motorsport | Ginetta G20 | 1:02.039 | 4 | 4 | 2.494 | 0.128 | 73.77 |
| 19 | 11 | - | Michael RALPH Envelope Printing Company | Ginetta G20 | 1:02.862 | 12 | 12 | 3.317 | 0.823 | 72.80 |
| 20 | 20 | - | Edd STRAW Speedworks Motorsport | Ginetta G20 | 1:02.989 | 4 | 8 | 3.444 | 0.127 | 72.65 |
| 21 | 38 | - | Wayne AUSTIN Tockwith Motorsport | Ginetta G20 | 1:03.285 | 7 | 8 | 3.740 | 0.296 | 72.32 |
| 22 | 15 | - | Emily FLETCHER Rob Austin Racing | Ginetta G20 | 1:03.414 | 6 | 12 | 3.869 | 0.129 | 72.17 |

Weather / Track : Cloudy / Dry

These results are provisional until the conclusion of any judicial and technical matters.

Knockhill
Circuit Length = 1.2713 miles
Start: 14:53 End: 15:12

| | | |
|-------------------|--|--------------|
| Clerk of Course : | | Timekeeper : |
|-------------------|--|--------------|

Texaco Havoline Ginetta Championship
QUALIFYING - RACE 7 - SECTOR ANALYSIS

| | | | | | | | | | | | | | |
|-----------|------------------------|--------|------|--------|----------------------------------|----------|------|--------|--------|------|--------|------|----------|
| 3 | Julian BARRATT | | | | Reflex Racing | | | | | | | | |
| 1 - | Out | 29.741 | 63.2 | 22.934 | 76.9 | 1:15.367 | 8 - | 19.410 | 23.030 | 96.0 | 17.596 | 86.1 | 1:00.036 |
| 2 - | 21.989 | 28.805 | 63.4 | 28.804 | 42.3 | 1:19.598 | 9 - | 19.496 | 22.833 | 97.0 | 17.758 | 86.5 | 1:00.087 |
| 3 - | 43.946 | 24.427 | 88.9 | 20.269 | 71.2 | 1:28.642 | 10 - | 19.351 | 22.850 | 96.6 | 17.701 | 86.7 | 59.902 |
| 4 - | 4:04.002 | 24.015 | 95.6 | 17.956 | 85.8 | 4:45.973 | 11 - | 19.225 | 22.796 | 97.1 | 17.524 | 87.2 | 59.545 |
| 5 - | 19.426 | 22.847 | 97.7 | 17.829 | 86.1 | 1:00.102 | 12 - | 19.546 | 22.955 | 98.7 | 18.374 | 85.6 | 1:00.875 |
| 6 - | 19.164 | 22.853 | 97.4 | 17.778 | 87.0 | 59.795 | 13 - | 19.828 | 26.750 | 82.8 | 22.080 | 34.7 | 1:08.658 |
| 7 - | 19.656 | 23.427 | 95.5 | 17.874 | 87.2 | 1:00.957 | | | | | | | |
| 4 | Paul MARSH | | | | Tockwith Motorsport | | | | | | | | |
| 1 - | Out | 28.452 | 89.1 | 20.324 | 80.7 | 1:32.187 | 8 - | 19.506 | 24.088 | 94.5 | 18.262 | 83.5 | 1:01.856 |
| 2 - | 20.696 | 24.414 | 94.4 | 18.690 | 81.2 | 1:03.800 | 9 - | 19.458 | 23.072 | 97.3 | 18.017 | 84.9 | 1:00.547 |
| 3 - | 20.084 | 24.672 | 93.7 | 18.205 | 84.5 | 1:02.961 | 10 - | 19.373 | 22.984 | 98.5 | 18.126 | 83.9 | 1:00.483 |
| 4 - | 19.640 | 24.811 | 93.9 | 18.471 | 85.1 | 1:02.922 | 11 - | 19.509 | 23.240 | 97.3 | 17.916 | 85.1 | 1:00.665 |
| 5 - | 2:58.982 | 23.747 | 96.6 | 18.155 | 84.5 | 3:40.884 | 12 - | 19.199 | 23.250 | 95.5 | 17.948 | 85.2 | 1:00.397 |
| 6 - | 19.418 | 23.779 | 96.7 | 18.820 | 83.2 | 1:02.017 | 13 - | 19.321 | 23.151 | 96.8 | 18.065 | 84.7 | 1:00.537 |
| 7 - | 19.891 | 24.686 | 94.5 | 18.202 | 84.1 | 1:02.779 | 14 - | 19.370 | 22.920 | 97.5 | 17.804 | 83.8 | 1:00.094 |
| 5 | Steve RIGBY | | | | Reflex Racing | | | | | | | | |
| 1 - | Out | 30.425 | 88.5 | 20.832 | 84.5 | 1:23.544 | 8 - | 20.000 | 23.692 | 93.3 | 18.207 | 85.3 | 1:01.899 |
| 2 - | 22.014 | 25.438 | 92.1 | 20.187 | 84.1 | 1:07.639 | 9 - | 19.869 | 26.102 | 73.3 | 19.682 | 85.8 | 1:05.653 |
| 3 - | 20.418 | 24.714 | 92.3 | 18.889 | 84.1 | 1:04.021 | 10 - | 19.944 | 24.042 | 94.4 | 18.525 | 86.4 | 1:02.511 |
| 4 - | 20.346 | 24.331 | 92.3 | 18.839 | 85.1 | 1:03.516 | 11 - | 20.300 | 23.638 | 94.4 | 18.189 | 85.2 | 1:02.127 |
| 5 - | 2:54.534 | 24.760 | 93.5 | 19.030 | 85.3 | 3:38.324 | 12 - | 19.758 | 23.894 | 94.5 | 18.252 | 84.2 | 1:01.904 |
| 6 - | 19.965 | 24.123 | 94.0 | 18.421 | 83.3 | 1:02.509 | 13 - | 19.915 | 23.731 | 94.5 | 18.380 | 84.7 | 1:02.026 |
| 7 - | 19.851 | 23.916 | 94.1 | 18.622 | 86.0 | 1:02.389 | 14 - | 19.754 | 23.663 | 93.7 | 18.309 | 84.7 | 1:01.726 |
| 6 | Matthew FLOWERS | | | | Optimum Motorsport | | | | | | | | |
| 1 - | Out | 28.283 | 89.2 | 20.075 | 81.2 | 1:08.285 | 8 - | 19.724 | 23.387 | 95.7 | 18.227 | 85.8 | 1:01.338 |
| 2 - | 20.808 | 24.323 | 94.7 | 19.946 | 82.1 | 1:05.077 | 9 - | 19.747 | 23.594 | 95.5 | 18.240 | 85.3 | 1:01.581 |
| 3 - | 20.212 | 24.445 | 95.2 | 18.464 | 85.9 | 1:03.121 | 10 - | 20.209 | 23.694 | 94.7 | 18.127 | 85.8 | 1:02.030 |
| 4 - | 21.137 | 24.194 | 95.6 | 20.311 | 83.2 | 1:05.642 | 11 - | 19.466 | 23.285 | 97.0 | 17.894 | 85.9 | 1:00.645 |
| 5 - | 3:09.505 | 25.696 | 93.9 | 18.441 | 84.6 | 3:53.642 | 12 - | 19.535 | 23.236 | 97.7 | 17.895 | 85.7 | 1:00.666 |
| 6 - | 20.383 | 26.528 | 88.9 | 19.025 | 83.4 | 1:05.936 | 13 - | 19.321 | 23.388 | 94.7 | 18.348 | 85.6 | 1:01.057 |
| 7 - | 20.113 | 23.650 | 95.2 | 18.355 | 84.7 | 1:02.118 | 14 - | 19.448 | 24.067 | 92.9 | 18.482 | 85.6 | 1:01.997 |
| 7 | Steve WILLIAMS | | | | Optimum Motorsport | | | | | | | | |
| 1 - | Out | 29.578 | 85.1 | 20.641 | 82.5 | 1:10.642 | 8 - | 20.182 | 24.421 | 94.3 | 18.606 | 85.7 | 1:03.209 |
| 2 - | 21.866 | 25.642 | 94.8 | 20.764 | 80.6 | 1:08.272 | 9 - | 20.292 | 24.099 | 95.1 | 18.308 | 84.9 | 1:02.699 |
| 3 - | 21.219 | 25.678 | 93.3 | 18.804 | 84.8 | 1:05.701 | 10 - | 20.253 | 24.104 | 95.2 | 18.233 | 85.1 | 1:02.590 |
| 4 - | 20.773 | 25.169 | 94.3 | 18.860 | 84.2 | 1:04.802 | 11 - | 20.290 | 25.158 | 93.3 | 18.763 | 86.0 | 1:04.211 |
| 5 - | 2:52.414 | 25.476 | 94.4 | 19.091 | 85.1 | 3:36.981 | 12 - | 20.076 | 23.685 | 96.7 | 18.150 | 86.3 | 1:01.911 |
| 6 - | 21.387 | 24.921 | 94.8 | 18.742 | 85.6 | 1:05.050 | 13 - | 20.107 | 23.732 | 95.9 | 18.275 | 84.9 | 1:02.114 |
| 7 - | 20.407 | 24.278 | 96.7 | 18.293 | 85.1 | 1:02.978 | 14 - | 20.152 | 24.726 | 92.9 | 18.371 | 85.3 | 1:03.249 |
| 9 | Gary SIMMS | | | | Optimum Motorsport | | | | | | | | |
| 1 - | Out | 28.518 | 86.8 | 19.365 | 84.3 | 1:09.027 | 8 - | 19.672 | 24.070 | 92.6 | 18.245 | 86.7 | 1:01.987 |
| 2 - | 20.571 | 24.949 | 91.1 | 21.045 | 82.0 | 1:06.565 | 9 - | 20.112 | 24.464 | 95.3 | 18.460 | 86.0 | 1:03.036 |
| 3 - | 20.324 | 24.272 | 96.8 | 18.410 | 84.2 | 1:03.006 | 10 - | 19.581 | 23.088 | 96.6 | 18.232 | 85.6 | 1:00.901 |
| 4 - | 19.764 | 23.651 | 95.7 | 18.117 | 85.7 | 1:01.532 | 11 - | 19.521 | 23.174 | 96.1 | 18.092 | 85.7 | 1:00.787 |
| 5 - | 3:03.555 | 24.690 | 93.7 | 18.381 | 85.9 | 3:46.626 | 12 - | 19.410 | 23.186 | 96.0 | 18.141 | 85.6 | 1:00.737 |
| 6 - | 19.668 | 24.175 | 94.7 | 18.886 | 85.1 | 1:02.729 | 13 - | 19.371 | 22.889 | 97.7 | 18.518 | 85.8 | 1:00.778 |
| 7 - | 19.613 | 23.302 | 96.4 | 18.000 | 85.6 | 1:00.915 | 14 - | 19.567 | 23.225 | 96.1 | 18.042 | 85.8 | 1:00.834 |
| 11 | Michael RALPH | | | | Envelope Printing Company | | | | | | | | |
| 1 - | Out | 34.295 | 57.4 | 22.770 | 80.9 | 1:20.788 | 7 - | 20.078 | 25.329 | 93.2 | 18.274 | 82.2 | 1:03.621 |
| 2 - | 20.920 | 41.077 | 81.6 | 20.455 | 77.8 | 1:22.452 | 8 - | 30.945 | 28.040 | 90.2 | 18.935 | 79.7 | 1:17.920 |
| 3 - | 21.360 | 27.733 | 83.9 | 20.930 | 79.8 | 1:10.023 | 9 - | 20.394 | 24.640 | 94.3 | 18.242 | 80.4 | 1:03.276 |
| 4 - | 3:28.315 | 25.869 | 91.9 | 18.723 | 80.9 | 4:12.907 | 10 - | 29.618 | 28.035 | 90.1 | 18.935 | 80.7 | 1:16.588 |
| 5 - | 20.723 | 26.985 | 88.2 | 19.620 | 81.0 | 1:07.328 | 11 - | 20.272 | 24.575 | 93.1 | 18.598 | 80.3 | 1:03.445 |
| 6 - | 20.559 | 24.666 | 94.1 | 18.336 | 82.5 | 1:03.561 | 12 - | 20.107 | 24.369 | 94.7 | 18.386 | 81.2 | 1:02.862 |

Knockhill
Circuit Length = 1.2713 miles
Start: 14:53 End: 15:12

Weather / Track : Cloudy / Dry

Texaco Havoline Ginetta Championship
QUALIFYING - RACE 7 - SECTOR ANALYSIS

| | | | | | | | | | | | | | |
|-----------|--|---------------|-------------|---------------|-------------|-----------------|------|---------------|---------------|-------------|---------------|-------------|-----------------|
| 14 | Paul MORGAN | | | | | | | | | | | | |
| 1 - | Out | 31.478 | 68.5 | 21.737 | 81.6 | 1:15.196 | 7 - | 21.266 | 24.236 | 93.9 | 19.011 | 85.3 | 1:04.513 |
| 2 - | 21.640 | 24.539 | 95.1 | 18.346 | 83.8 | 1:04.525 | 8 - | 20.951 | 27.641 | 61.1 | 19.949 | 83.5 | 1:08.541 |
| 3 - | 5:08.208 | 26.311 | 92.9 | 18.532 | 83.7 | 5:53.051 | 9 - | 20.213 | 23.927 | 94.9 | 18.010 | 84.1 | 1:02.150 |
| 4 - | 20.287 | 26.410 | 89.7 | 19.194 | 84.0 | 1:05.891 | 10 - | 19.762 | 23.316 | 96.6 | 18.487 | 84.7 | 1:01.565 |
| 5 - | 20.099 | 23.988 | 95.1 | 18.188 | 84.6 | 1:02.275 | 11 - | 20.358 | 24.359 | 93.9 | 18.546 | 82.6 | 1:03.263 |
| 6 - | 25.681 | 35.010 | 91.6 | 19.076 | 82.8 | 1:19.767 | | | | | | | |
| 15 | Emily FLETCHER Rob Austin Racing | | | | | | | | | | | | |
| 1 - | Out | 32.979 | 63.1 | 22.493 | 78.6 | 1:41.347 | 7 - | 20.464 | 26.692 | 94.0 | 18.803 | 82.8 | 1:05.959 |
| 2 - | 21.581 | 26.316 | 89.8 | 19.453 | 81.8 | 1:07.350 | 8 - | 20.937 | 25.221 | 94.8 | 18.990 | 84.4 | 1:05.148 |
| 3 - | 21.161 | 25.265 | 93.2 | 19.851 | 82.4 | 1:06.277 | 9 - | 20.785 | 24.548 | 95.2 | 18.491 | 84.2 | 1:03.824 |
| 4 - | 4:00.165 | 26.172 | 92.8 | 18.845 | 83.5 | 4:45.182 | 10 - | 20.744 | 25.311 | 94.1 | 18.548 | 83.5 | 1:04.603 |
| 5 - | 20.478 | 24.788 | 94.7 | 18.523 | 85.4 | 1:03.789 | 11 - | 20.406 | 24.731 | 93.5 | 18.753 | 82.5 | 1:03.890 |
| 6 - | 20.241 | 24.727 | 94.8 | 18.446 | 84.0 | 1:03.414 | 12 - | 20.220 | 24.396 | 94.0 | 18.953 | 82.4 | 1:03.569 |
| 17 | Neil MERRY Speedworks Motorsport | | | | | | | | | | | | |
| 1 - | Out | 27.287 | 91.6 | 20.927 | 80.0 | 1:11.793 | 8 - | 20.033 | 23.658 | 97.1 | 18.636 | 84.5 | 1:02.327 |
| 2 - | 23.375 | 25.079 | 85.8 | 20.547 | 80.6 | 1:09.001 | 9 - | 20.018 | 24.143 | 96.6 | 18.957 | 83.0 | 1:03.118 |
| 3 - | 20.988 | 24.178 | 94.7 | 19.002 | 84.3 | 1:04.168 | 10 - | 19.849 | 23.770 | 96.3 | 18.167 | 85.2 | 1:01.786 |
| 4 - | 20.851 | 24.170 | 95.3 | 19.338 | 82.4 | 1:04.359 | 11 - | 20.156 | 24.531 | 93.2 | 18.059 | 85.7 | 1:02.746 |
| 5 - | 3:01.520 | 24.947 | 92.8 | 19.976 | 84.7 | 3:46.443 | 12 - | 19.657 | 23.959 | 92.8 | 18.089 | 85.6 | 1:01.705 |
| 6 - | 20.657 | 24.445 | 95.2 | 19.017 | 84.4 | 1:04.119 | 13 - | 19.889 | 23.533 | 95.2 | 29.720 | 81.5 | 1:13.142 |
| 7 - | 20.561 | 24.409 | 93.2 | 18.796 | 84.8 | 1:03.766 | 14 - | 20.752 | 24.159 | 92.9 | 18.262 | 85.6 | 1:03.173 |
| 18 | Paul SHEARD Speedworks Motorsport | | | | | | | | | | | | |
| 1 - | Out | 31.610 | 70.9 | 23.272 | 67.2 | 1:17.993 | 8 - | 19.465 | 23.595 | 94.8 | 18.115 | 84.0 | 1:01.175 |
| 2 - | 26.264 | 30.110 | 78.4 | 21.579 | 70.6 | 1:17.953 | 9 - | 19.585 | 23.562 | 94.4 | 17.977 | 84.8 | 1:01.124 |
| 3 - | 26.351 | 24.549 | 93.9 | 18.899 | 84.8 | 1:09.799 | 10 - | 19.414 | 23.305 | 95.5 | 18.039 | 84.2 | 1:00.758 |
| 4 - | 3:50.418 | 29.248 | 73.3 | 19.361 | 84.4 | 4:39.027 | 11 - | 19.475 | 23.491 | 95.6 | 18.103 | 84.9 | 1:01.069 |
| 5 - | 19.915 | 23.266 | 96.4 | 17.913 | 84.5 | 1:01.094 | 12 - | 19.563 | 23.441 | 96.1 | 18.984 | 85.4 | 1:01.988 |
| 6 - | 19.613 | 22.774 | 97.4 | 17.764 | 84.1 | 1:00.151 | 13 - | 19.822 | 23.441 | 95.6 | 18.219 | 84.8 | 1:01.482 |
| 7 - | 19.630 | 23.965 | 93.7 | 18.235 | 83.9 | 1:01.830 | | | | | | | |
| 19 | David JACKSON Speedworks Motorsport | | | | | | | | | | | | |
| 1 - | Out | 29.511 | 89.8 | 19.590 | 83.0 | 1:24.145 | 8 - | 20.397 | 24.157 | 97.0 | 19.451 | 72.6 | 1:04.005 |
| 2 - | 21.067 | 25.056 | 93.3 | 19.041 | 85.1 | 1:05.164 | 9 - | 20.377 | 23.713 | 96.7 | 18.467 | 86.3 | 1:02.557 |
| 3 - | 20.482 | 24.127 | 95.3 | 18.555 | 86.0 | 1:03.164 | 10 - | 19.763 | 24.344 | 96.1 | 18.230 | 85.7 | 1:02.337 |
| 4 - | 4:01.256 | 23.991 | 96.0 | 18.057 | 87.3 | 4:43.304 | 11 - | 19.671 | 23.814 | 96.3 | 18.361 | 85.7 | 1:01.846 |
| 5 - | 20.313 | 24.324 | 95.6 | 18.567 | 83.0 | 1:03.204 | 12 - | 19.766 | 23.523 | 97.0 | 18.372 | 84.9 | 1:01.661 |
| 6 - | 20.015 | 25.222 | 91.8 | 18.757 | 83.4 | 1:03.994 | 13 - | 19.922 | 23.788 | 95.1 | 18.239 | 85.3 | 1:01.949 |
| 7 - | 19.720 | 23.507 | 97.3 | 18.404 | 86.9 | 1:01.631 | | | | | | | |
| 20 | Edd STRAW Speedworks Motorsport | | | | | | | | | | | | |
| 1 - | Out | 26.763 | 91.8 | 20.164 | 81.1 | 1:08.149 | 5 - | 3:10.769 | 24.296 | 94.9 | 18.938 | 83.1 | 3:54.003 |
| 2 - | 22.088 | 25.792 | 76.1 | 23.880 | 80.6 | 1:11.760 | 6 - | 20.210 | 24.700 | 86.3 | 19.478 | 79.7 | 1:04.388 |
| 3 - | 20.783 | 24.767 | 79.7 | 21.600 | 84.3 | 1:07.150 | 7 - | 24.998 | 24.781 | 94.3 | 18.663 | 84.0 | 1:08.442 |
| 4 - | 20.245 | 23.893 | 94.7 | 18.851 | 84.9 | 1:02.989 | 8 - | 20.164 | 29.331 | 65.5 | 30.591 | 37.3 | 1:20.086 |
| 21 | Richard SYKES Speedworks Motorsport | | | | | | | | | | | | |
| 1 - | Out | 26.996 | 95.5 | 19.996 | 83.7 | 1:10.793 | 3 - | 20.070 | 26.267 | 87.7 | 18.503 | 85.1 | 1:04.840 |
| 2 - | 21.233 | 24.463 | 95.2 | 18.381 | 85.4 | 1:04.077 | 4 - | 19.803 | 24.021 | 95.9 | 18.215 | 85.1 | 1:02.039 |
| 27 | Neil HOUSTON FNH Racing | | | | | | | | | | | | |
| 1 - | Out | 26.614 | 93.1 | 19.079 | 84.3 | 1:07.184 | 8 - | 19.882 | 23.662 | 95.6 | 18.206 | 84.3 | 1:01.750 |
| 2 - | 21.572 | 24.565 | 94.4 | 18.089 | 85.7 | 1:04.226 | 9 - | 19.842 | 23.641 | 96.0 | 17.832 | 85.3 | 1:01.315 |
| 3 - | 19.846 | 1:31.869 | 60.0 | 24.345 | 43.0 | 2:16.060 | 10 - | 19.867 | 23.544 | 96.6 | 17.876 | 85.3 | 1:01.287 |
| 4 - | 2:55.507 | 25.122 | 93.3 | 18.500 | 84.4 | 3:39.129 | 11 - | 19.888 | 24.058 | 97.1 | 17.961 | 86.6 | 1:01.907 |
| 5 - | 20.361 | 24.594 | 93.7 | 19.081 | 83.8 | 1:04.036 | 12 - | 19.844 | 23.752 | 96.4 | 17.871 | 85.4 | 1:01.467 |
| 6 - | 20.714 | 23.886 | 95.7 | 18.673 | 84.1 | 1:03.273 | 13 - | 19.706 | 23.675 | 96.0 | 17.892 | 84.7 | 1:01.273 |
| 7 - | 19.869 | 23.516 | 96.3 | 18.154 | 84.1 | 1:01.539 | | | | | | | |

Knockhill
Circuit Length = 1.2713 miles
Start: 14:53 End: 15:12

Weather / Track : Cloudy / Dry

Texaco Havoline Ginetta Championship
QUALIFYING - RACE 7 - SECTOR ANALYSIS

| | | | | | | | | | | | | | |
|-----------|-------------------------|--------|-------------|---------------|---|----------|------|---------------|---------------|-------------|---------------|-------------|-----------------|
| 28 | Kieran VERNON | | | | TFC Smiley | | | | | | | | |
| 1 - | Out | 27.481 | 86.1 | 19.461 | 83.6 | 1:07.751 | 8 - | 19.194 | 22.984 | 96.7 | 17.739 | 87.4 | 59.917 |
| 2 - | 21.077 | 24.488 | 94.9 | 18.601 | 86.4 | 1:04.166 | 9 - | 19.199 | 22.896 | 96.6 | 17.800 | 87.3 | 59.895 |
| 3 - | 19.703 | 23.769 | 95.9 | 18.346 | 86.7 | 1:01.818 | 10 - | 19.623 | 23.479 | 80.0 | 19.071 | 87.5 | 1:02.173 |
| 4 - | 19.566 | 23.979 | 94.9 | 18.838 | 87.0 | 1:02.383 | 11 - | 19.559 | 24.007 | 80.1 | 20.081 | 87.4 | 1:03.647 |
| 5 - | 3:12.160 | 23.492 | 96.1 | 18.588 | 86.6 | 3:54.240 | 12 - | 19.336 | 22.949 | 96.8 | 17.835 | 87.3 | 1:00.120 |
| 6 - | 19.484 | 23.257 | 95.7 | 18.102 | 86.9 | 1:00.843 | 13 - | 19.083 | 22.958 | 97.0 | 17.833 | 87.2 | 59.874 |
| 7 - | 19.344 | 23.277 | 96.4 | 17.899 | 87.2 | 1:00.520 | 14 - | 19.064 | 22.913 | 97.4 | 17.633 | 88.1 | 59.610 |
| 38 | Wayne AUSTIN | | | | Tockwith Motorsport | | | | | | | | |
| 1 - | Out | 28.528 | 80.5 | 19.822 | 81.3 | 1:09.574 | 5 - | 3:23.797 | 24.640 | 94.5 | 18.811 | 83.7 | 4:07.248 |
| 2 - | 21.323 | 25.300 | 92.9 | 19.382 | 83.5 | 1:06.005 | 6 - | 20.417 | 24.174 | 92.7 | 19.248 | 84.4 | 1:03.839 |
| 3 - | 20.595 | 24.688 | 94.0 | 19.265 | 81.3 | 1:04.548 | 7 - | 20.329 | 24.476 | 95.6 | 18.480 | 81.1 | 1:00.285 |
| 4 - | 20.748 | 25.227 | 92.8 | 19.031 | 82.0 | 1:05.006 | 8 - | 20.654 | 24.194 | 94.1 | 18.773 | 83.2 | 1:03.621 |
| 46 | Andrew SMITH | | | | | | | | | | | | |
| 1 - | Out | 27.035 | 90.6 | 20.500 | 83.4 | 1:08.310 | 8 - | 20.271 | 24.795 | 94.0 | 18.326 | 85.3 | 1:03.392 |
| 2 - | 21.006 | 24.227 | 96.6 | 18.654 | 83.9 | 1:03.887 | 9 - | 20.121 | 23.602 | 95.7 | 18.075 | 85.3 | 1:01.798 |
| 3 - | 20.459 | 24.122 | 94.8 | 18.318 | 84.5 | 1:02.899 | 10 - | 20.232 | 23.989 | 95.2 | 17.960 | 85.2 | 1:02.181 |
| 4 - | 20.090 | 23.934 | 94.7 | 18.963 | 84.1 | 1:02.987 | 11 - | 19.857 | 23.486 | 96.0 | 18.187 | 84.8 | 1:01.530 |
| 5 - | 3:35.190 | 25.854 | 90.1 | 18.439 | 84.1 | 4:19.483 | 12 - | 19.741 | 23.532 | 95.6 | 17.971 | 85.1 | 1:01.244 |
| 6 - | 20.135 | 23.742 | 95.2 | 18.222 | 84.7 | 1:02.099 | 13 - | 19.891 | 23.719 | 95.2 | 18.027 | 85.1 | 1:01.637 |
| 7 - | 20.132 | 23.678 | 96.0 | 18.196 | 85.7 | 1:02.006 | 14 - | 19.830 | 23.577 | 94.9 | 17.838 | 85.6 | 1:01.245 |
| 51 | Russel MCCARTHY | | | | | | | | | | | | |
| 1 - | Out | 28.889 | 66.4 | 23.638 | 48.9 | 1:18.753 | 8 - | 19.666 | 24.171 | 92.4 | 18.243 | 82.6 | 1:02.080 |
| 2 - | 23.391 | 25.020 | 91.9 | 19.100 | 84.1 | 1:07.511 | 9 - | 19.451 | 22.896 | 94.9 | 18.243 | 82.7 | 1:00.590 |
| 3 - | 19.720 | 23.481 | 95.3 | 18.287 | 85.6 | 1:01.488 | 10 - | 19.259 | 23.188 | 94.4 | 18.031 | 84.1 | 1:00.478 |
| 4 - | 3:51.078 | 23.730 | 97.1 | 18.362 | 85.5 | 4:33.170 | 11 - | 19.238 | 22.826 | 95.1 | 18.253 | 83.1 | 1:00.317 |
| 5 - | 20.202 | 23.169 | 96.8 | 18.081 | 85.3 | 1:01.452 | 12 - | 19.532 | 24.284 | 94.7 | 19.107 | 83.9 | 1:02.923 |
| 6 - | 19.259 | 23.382 | 97.4 | 17.980 | 85.7 | 1:00.621 | 13 - | 20.363 | 22.990 | 97.1 | 18.249 | 85.4 | 1:01.602 |
| 7 - | 19.731 | 23.360 | 96.1 | 18.203 | 84.1 | 1:01.294 | | | | | | | |
| 52 | Spencer MCCARTHY | | | | McCarthy Technology Services Ltd | | | | | | | | |
| 1 - | Out | 34.258 | 57.4 | 21.977 | 84.3 | 1:20.503 | 8 - | 19.705 | 22.955 | 96.8 | 18.047 | 85.8 | 1:00.707 |
| 2 - | 19.941 | 24.091 | 97.3 | 18.082 | 86.0 | 1:02.114 | 9 - | 19.946 | 22.902 | 97.0 | 17.703 | 85.7 | 1:00.551 |
| 3 - | 20.039 | 23.604 | 95.2 | 18.349 | 84.8 | 1:01.992 | 10 - | 19.621 | 23.044 | 97.1 | 17.936 | 85.9 | 1:00.601 |
| 4 - | 3:50.909 | 24.042 | 98.4 | 18.083 | 86.6 | 4:33.034 | 11 - | 19.507 | 22.957 | 97.4 | 19.331 | 71.8 | 1:01.795 |
| 5 - | 19.711 | 23.333 | 99.0 | 17.721 | 85.7 | 1:00.765 | 12 - | 21.023 | 23.623 | 95.6 | 19.255 | 85.1 | 1:03.901 |
| 6 - | 19.520 | 22.984 | 98.5 | 18.059 | 85.3 | 1:00.563 | 13 - | 19.607 | 22.728 | 97.5 | 17.704 | 86.7 | 1:00.039 |
| 7 - | 19.659 | 23.009 | 97.1 | 17.915 | 86.1 | 1:00.583 | | | | | | | |
| 74 | Peter DIGNAN | | | | Pistonheads | | | | | | | | |
| 1 - | Out | 27.332 | 90.1 | 20.261 | 83.6 | 1:08.901 | 8 - | 19.436 | 23.135 | 95.6 | 17.961 | 85.4 | 1:00.532 |
| 2 - | 21.155 | 24.063 | 95.5 | 30.728 | 78.7 | 1:15.946 | 9 - | 19.946 | 25.078 | 73.6 | 20.261 | 85.4 | 1:05.285 |
| 3 - | 21.321 | 26.601 | 68.0 | 21.288 | 84.6 | 1:09.210 | 10 - | 19.567 | 23.511 | 95.6 | 17.934 | 84.5 | 1:01.012 |
| 4 - | 3:51.539 | 25.186 | 88.1 | 19.453 | 85.9 | 4:36.178 | 11 - | 19.332 | 23.096 | 96.7 | 17.889 | 85.8 | 1:00.317 |
| 5 - | 20.515 | 26.989 | 62.9 | 20.827 | 84.4 | 1:08.331 | 12 - | 20.070 | 25.570 | 74.7 | 19.022 | 85.1 | 1:04.662 |
| 6 - | 19.789 | 23.335 | 96.4 | 18.066 | 85.7 | 1:01.190 | 13 - | 19.410 | 23.373 | 95.7 | 18.121 | 85.2 | 1:00.904 |
| 7 - | 19.847 | 25.527 | 77.7 | 19.990 | 85.1 | 1:05.364 | | | | | | | |
| 99 | Phil SYKES | | | | Speedworks | | | | | | | | |
| 1 - | Out | 31.454 | 71.9 | 23.873 | 60.8 | 1:17.944 | 8 - | 19.657 | 23.393 | 95.3 | 18.179 | 84.6 | 1:01.229 |
| 2 - | 25.738 | 29.176 | 90.8 | 18.657 | 84.7 | 1:13.571 | 9 - | 19.661 | 23.041 | 95.2 | 19.121 | 79.6 | 1:01.823 |
| 3 - | 20.394 | 24.226 | 95.1 | 18.561 | 84.4 | 1:03.181 | 10 - | 20.392 | 23.191 | 96.6 | 18.131 | 84.7 | 1:01.714 |
| 4 - | 3:47.467 | 23.390 | 98.7 | 18.764 | 84.9 | 4:29.621 | 11 - | 19.493 | 22.935 | 97.1 | 18.095 | 85.5 | 1:00.523 |
| 5 - | 20.582 | 23.849 | 94.9 | 18.273 | 83.9 | 1:02.704 | 12 - | 19.467 | 22.889 | 97.4 | 17.964 | 85.5 | 1:00.320 |
| 6 - | 19.623 | 22.971 | 98.3 | 17.982 | 84.1 | 1:00.576 | 13 - | 20.180 | 23.105 | 97.4 | 18.087 | 84.8 | 1:01.372 |
| 7 - | 19.627 | 23.176 | 96.6 | 17.992 | 85.3 | 1:00.795 | | | | | | | |

Knockhill
Circuit Length = 1.2713 miles
Start: 14:53 End: 15:12

Weather / Track : Cloudy / Dry

Texaco Havoline Ginetta Championship

QUALIFYING - RACE 7 - BEST SECTOR TIMES


| SECTOR 1 | | | SECTOR 2 | | | SECTOR 3 | | | IDEAL / BEST COMPARISON | | | | | | |
|----------|----|----------|----------|----|----------|----------|----|----------|-------------------------|-----|-------------|----------|----------|----------|-------|
| POS | NO | NAME | TIME | NO | NAME | TIME | NO | NAME | TIME | POS | NO | NAME | IDEAL | BEST | DIFF |
| 1 | 28 | VERNON | 19.064 | 52 | MCCARTHY | 22.728 | 3 | BARRATT | 17.524 | 1 | 3 | BARRATT | 59.484 | 59.545 | 0.061 |
| 2 | 3 | BARRATT | 19.164 | 18 | SHEARD | 22.774 | 28 | VERNON | 17.633 | 2 | 28 | VERNON | 59.593 | 59.610 | 0.017 |
| 3 | 4 | MARSH | 19.199 | 3 | BARRATT | 22.796 | 52 | MCCARTHY | 17.703 | 3 | 4 | MARSH | 59.923 | 1:00.094 | 0.171 |
| 4 | 51 | MCCARTHY | 19.238 | 51 | MCCARTHY | 22.826 | 18 | SHEARD | 17.764 | 4 | 52 | MCCARTHY | 59.938 | 1:00.039 | 0.101 |
| 5 | 6 | FLOWERS | 19.321 | 9 | SIMMS | 22.889 | 4 | MARSH | 17.804 | 5 | 18 | SHEARD | 59.952 | 1:00.151 | 0.199 |
| 6 | 74 | DIGNAN | 19.332 | 99 | SYKES | 22.889 | 27 | HOUSTON | 17.832 | 6 | 51 | MCCARTHY | 1:00.044 | 1:00.317 | 0.273 |
| 7 | 9 | SIMMS | 19.371 | 28 | VERNON | 22.896 | 46 | SMITH | 17.838 | 7 | 9 | SIMMS | 1:00.260 | 1:00.737 | 0.477 |
| 8 | 18 | SHEARD | 19.414 | 4 | MARSH | 22.920 | 74 | DIGNAN | 17.889 | 8 | 74 | DIGNAN | 1:00.317 | 1:00.317 | 0.000 |
| 9 | 99 | SYKES | 19.467 | 74 | DIGNAN | 23.096 | 6 | FLOWERS | 17.894 | 9 | 99 | SYKES | 1:00.320 | 1:00.320 | 0.000 |
| 10 | 52 | MCCARTHY | 19.507 | 6 | FLOWERS | 23.236 | 99 | SYKES | 17.964 | 10 | 6 | FLOWERS | 1:00.451 | 1:00.645 | 0.194 |
| 11 | 17 | MERRY | 19.657 | 14 | MORGAN | 23.316 | 51 | MCCARTHY | 17.980 | 11 | 27 | HOUSTON | 1:01.054 | 1:01.273 | 0.219 |
| 12 | 19 | JACKSON | 19.671 | 46 | SMITH | 23.486 | 9 | SIMMS | 18.000 | 12 | 46 | SMITH | 1:01.065 | 1:01.244 | 0.179 |
| 13 | 27 | HOUSTON | 19.706 | 19 | JACKSON | 23.507 | 14 | MORGAN | 18.010 | 13 | 14 | MORGAN | 1:01.088 | 1:01.565 | 0.477 |
| 14 | 46 | SMITH | 19.741 | 27 | HOUSTON | 23.516 | 19 | JACKSON | 18.057 | 14 | 19 | JACKSON | 1:01.235 | 1:01.631 | 0.396 |
| 15 | 5 | RIGBY | 19.754 | 17 | MERRY | 23.533 | 17 | MERRY | 18.059 | 15 | 17 | MERRY | 1:01.249 | 1:01.705 | 0.456 |
| 16 | 14 | MORGAN | 19.762 | 5 | RIGBY | 23.638 | 7 | WILLIAMS | 18.150 | 16 | 5 | RIGBY | 1:01.581 | 1:01.726 | 0.145 |
| 17 | 21 | SYKES | 19.803 | 7 | WILLIAMS | 23.685 | 5 | RIGBY | 18.189 | 17 | 7 | WILLIAMS | 1:01.911 | 1:01.911 | 0.000 |
| 18 | 11 | RALPH | 20.018 | 20 | STRAW | 23.893 | 21 | SYKES | 18.215 | 18 | 21 | SYKES | 1:02.039 | 1:02.039 | 0.000 |
| 19 | 7 | WILLIAMS | 20.076 | 21 | SYKES | 24.021 | 11 | RALPH | 18.242 | 19 | 11 | RALPH | 1:02.629 | 1:02.862 | 0.233 |
| 20 | 20 | STRAW | 20.164 | 38 | AUSTIN | 24.174 | 15 | FLETCHER | 18.446 | 20 | 20 | STRAW | 1:02.720 | 1:02.989 | 0.269 |
| 21 | 15 | FLETCHER | 20.220 | 11 | RALPH | 24.369 | 38 | AUSTIN | 18.480 | 21 | 38 | AUSTIN | 1:02.983 | 1:03.285 | 0.302 |
| 22 | 38 | AUSTIN | 20.329 | 15 | FLETCHER | 24.396 | 20 | STRAW | 18.663 | 22 | 15 | FLETCHER | 1:03.062 | 1:03.414 | 0.352 |
| | | | | | | | | | | | Perfect Lap | | 59.316 | | |

Texaco Havoline Ginetta Championship
QUALIFYING - RACE 7 - SPEED TRAPS

| SECTOR 1 | | | | SECTOR 2 | | | FINISH LINE | | |
|----------|----|------|-----|----------|------------------|------|-------------|------------------|------|
| POS | NO | NAME | MPH | NO | NAME | MPH | NO | NAME | MPH |
| 1 | | | | 52 | Spencer MCCARTHY | 99.0 | 28 | Kieran VERNON | 88.1 |
| 2 | | | | 99 | Phil SYKES | 98.7 | 19 | David JACKSON | 87.3 |
| 3 | | | | 4 | Paul MARSH | 98.5 | 3 | Julian BARRATT | 87.2 |
| 4 | | | | 3 | Julian BARRATT | 98.1 | 52 | Spencer MCCARTHY | 86.7 |
| 5 | | | | 18 | Paul SHEARD | 97.4 | 27 | Neil HOUSTON | 86.6 |
| 6 | | | | 28 | Kieran VERNON | 97.4 | 5 | Steve RIGBY | 86.4 |
| 7 | | | | 51 | Russel MCCARTHY | 97.4 | 7 | Steve WILLIAMS | 86.3 |
| 8 | | | | 19 | David JACKSON | 97.3 | 9 | Gary SIMMS | 86.1 |
| 9 | | | | 6 | Matthew FLOWERS | 97.1 | 6 | Matthew FLOWERS | 85.9 |
| 10 | | | | 9 | Gary SIMMS | 97.1 | 74 | Peter DIGNAN | 85.9 |
| 11 | | | | 17 | Neil MERRY | 97.1 | 17 | Neil MERRY | 85.7 |
| 12 | | | | 27 | Neil HOUSTON | 97.1 | 46 | Andrew SMITH | 85.7 |
| 13 | | | | 74 | Peter DIGNAN | 96.7 | 51 | Russel MCCARTHY | 85.7 |
| 14 | | | | 14 | Paul MORGAN | 96.6 | 99 | Phil SYKES | 85.5 |
| 15 | | | | 46 | Andrew SMITH | 96.6 | 15 | Emily FLETCHER | 85.4 |
| 16 | | | | 7 | Steve WILLIAMS | 96.1 | 18 | Paul SHEARD | 85.4 |
| 17 | | | | 21 | Richard SYKES | 95.9 | 21 | Richard SYKES | 85.4 |
| 18 | | | | 38 | Wayne AUSTIN | 95.6 | 14 | Paul MORGAN | 85.3 |
| 19 | | | | 15 | Emily FLETCHER | 95.2 | 4 | Paul MARSH | 85.2 |
| 20 | | | | 20 | Edd STRAW | 94.9 | 20 | Edd STRAW | 84.9 |
| 21 | | | | 11 | Michael RALPH | 94.7 | 38 | Wayne AUSTIN | 84.4 |
| 22 | | | | 5 | Steve RIGBY | 94.5 | 11 | Michael RALPH | 82.5 |

Texaco Havoline Championship

RACE 7 - GRID

| | | |
|--|---------------------------------|--------------------------------|
| ROW 11 | 1:03.285 38 Wayne AUSTIN | 1:03.414 15 Emily FLETCHER |
| ROW 10 | 1:02.862 11 Michael RALPH | 1:02.989 20 Edd STRAW |
| ROW 9 | 1:01.911 7 Steve WILLIAMS | 1:02.039 21 Richard SYKES |
| ROW 8 | 1:01.705 17 Neil MERRY | 1:01.726 5 Steve RIGBY |
| ROW 7 | 1:01.565 14 Paul MORGAN | 1:01.631 19 David JACKSON |
| ROW 6 | 1:01.244 46 Andrew SMITH | 1:01.273 27 Neil HOUSTON |
| ROW 5 | 1:00.645 6 Matthew FLOWERS | 1:00.737 9 Gary SIMMS |
| ROW 4 | 1:00.317 74 Peter DIGNAN | 1:00.320 99 Phil SYKES |
| ROW 3 | 1:00.151 18 Paul SHEARD | 1:00.317 51 Russel MCCARTHY |
| ROW 2 | 1:00.039 52 Spencer MCCARTHY | 1:00.094 4 Paul MARSH |
| ROW 1 | 59.545 3 Julian BARRATT | 59.610 28 Kieran VERNON |
| Pole | | |
|  | | |


Knockhill
Circuit Length = 1.2713 miles

These results are provisional until the conclusion of any judicial and technical matters.

| | |
|-------------------|--------------|
| Clerk of Course : | Timekeeper : |
|-------------------|--------------|

Texaco Havoline Championship

RACE 11 - GRID

| | | |
|--|---------------------------------|--------------------------------|
| ROW 11 | 1:04.077 21 Richard SYKES | 1:04.388 20 Edd STRAW |
| ROW 10 | 1:03.569 15 Emily FLETCHER | 1:03.621 38 Wayne AUSTIN |
| ROW 9 | 1:02.150 14 Paul MORGAN | 1:03.276 11 Michael RALPH |
| ROW 8 | 1:01.899 5 Steve RIGBY | 1:02.114 7 Steve WILLIAMS |
| ROW 7 | 1:01.661 19 David JACKSON | 1:01.786 17 Neil MERRY |
| ROW 6 | 1:01.245 46 Andrew SMITH | 1:01.287 27 Neil HOUSTON |
| ROW 5 | 1:00.758 18 Paul SHEARD | 1:00.778 9 Gary SIMMS |
| ROW 4 | 1:00.551 52 Spencer MCCARTHY | 1:00.666 6 Matthew FLOWERS |
| ROW 3 | 1:00.523 99 Phil SYKES | 1:00.532 74 Peter DIGNAN |
| ROW 2 | 1:00.397 4 Paul MARSH | 1:00.478 51 Russel MCCARTHY |
| ROW 1 | 59.795 3 Julian BARRATT | 59.874 28 Kieran VERNON |
| Pole | | |
|  | | |

Knockhill
Circuit Length = 1.2713 miles

These results are provisional until the conclusion of any judicial and technical matters.

| | |
|-------------------|--------------|
| Clerk of Course : | Timekeeper : |
|-------------------|--------------|

Texaco Havoline Championship

RACE 6 - CLASSIFICATION - AMENDED

| POS | NO | CL | DRIVER / TEAM | CAR | LAPS | TIME | GAP | DIFF | MPH | BEST | ON |
|-----|----|----|---|-------------|------|-----------|----------|--------|-------|----------|----|
| 1 | 28 | - | Kieran VERNON TFC Smiley | Ginetta G20 | 19 | 20:13.970 | | | 71.63 | 59.158 | 17 |
| 2 | 52 | - | Spencer MCCARTHY McCarthy Technology Services Ltd | Ginetta G20 | 19 | 20:14.352 | 0.382 | 0.382 | 71.60 | 58.908 | 14 |
| 3 | 3 | - | Julian BARRATT Reflex Racing | Ginetta G20 | 19 | 20:16.098 | 2.128 | 1.746 | 71.50 | 59.290 | 16 |
| 4 | 46 | - | Andrew SMITH | Ginetta G20 | 19 | 20:25.465 | 11.495 | 9.367 | 70.95 | 59.962 | 15 |
| 5 | 51 | - | Russel MCCARTHY | Ginetta G20 | 19 | 20:25.647 | 11.677 | 0.182 | 70.94 | 59.907 | 11 |
| 6 | 4 | - | Paul MARSH Tockwith Motorsport | Ginetta G20 | 19 | 20:34.342 | 20.372 | 8.695 | 70.44 | 59.577 | 11 |
| 7 | 21 | - | Richard SYKES Speedworks Motorsport | Ginetta G20 | 19 | 20:36.816 | 22.846 | 2.474 | 70.30 | 1:00.461 | 14 |
| 8 | 18 | - | Paul SHEARD Speedworks Motorsport | Ginetta G20 | 19 | 20:36.930 | 22.960 | 0.114 | 70.30 | 1:00.412 | 18 |
| 9 | 74 | - | Peter DIGNAN Pistonheads | Ginetta G20 | 19 | 20:46.422 | 32.452 | 9.492 | 69.76 | 1:01.180 | 11 |
| 10 | 6 | - | Matthew FLOWERS Optimum Motorsport | Ginetta G20 | 19 | 20:46.746 | 32.776 | 0.324 | 69.74 | 1:01.207 | 14 |
| 11 | 19 | - | David JACKSON Speedworks Motorsport | Ginetta G20 | 19 | 20:46.976 | 33.006 | 0.230 | 69.73 | 1:01.385 | 11 |
| 12 | 17 | - | Neil MERRY Speedworks Motorsport | Ginetta G20 | 19 | 20:56.146 | 42.176 | 9.170 | 69.22 | 1:01.746 | 15 |
| 13 | 11 | - | Michael RALPH Envelope Printing Company | Ginetta G20 | 19 | 20:56.456 | 42.486 | 0.310 | 69.20 | 1:02.151 | 14 |
| 14 | 7 | - | Steve WILLIAMS Optimum Motorsport | Ginetta G20 | 19 | 20:57.945 | 43.975 | 1.489 | 69.12 | 1:01.954 | 15 |
| 15 | 5 | - | Steve RIGBY Reflex Racing | Ginetta G20 | 19 | 20:59.018 | 45.048 | 1.073 | 69.06 | 1:02.251 | 4 |
| 16 | 38 | - | Wayne AUSTIN Tockwith Motorsport | Ginetta G20 | 19 | 21:14.502 | 1:00.532 | 15.484 | 68.22 | 1:01.881 | 18 |
| 17 | 20 | - | Edd STRAW Speedworks Motorsport | Ginetta G20 | 18 | 20:53.069 | 1 lap | 1 lap | 65.74 | 1:02.053 | 13 |
| 18 | 14 | - | Paul MORGAN | Ginetta G20 | 17 | 20:18.421 | 2 laps | 1 lap | 63.85 | 1:00.594 | 17 |

NOT CLASSIFIED

| | | | | | | | | | | | |
|-----|----|---|--|-------------|----|-----------|---------|---------|-------|----------|----|
| DNF | 99 | - | Phil SYKES Speedworks | Ginetta G20 | 14 | 15:33.862 | 5 laps | 3 laps | 68.61 | 59.919 | 11 |
| DNF | 27 | - | Neil HOUSTON FNH Racing | Ginetta G20 | 12 | 14:29.385 | 7 laps | 2 laps | 63.17 | 1:02.508 | 2 |
| DNF | 9 | - | Gary SIMMS Optimum Motorsport | Ginetta G20 | 2 | 2:10.170 | 17 laps | 10 laps | 70.31 | 1:01.818 | 2 |
| DNF | 15 | - | Emily FLETCHER Rob Austin Racing | Ginetta G20 | 0 | | | | | | |

FASTEST LAP

| | | | | | | | |
|----|---|---|-------------|----|--------|-----------|------------|
| 52 | - | Spencer MCCARTHY McCarthy Technology Services Ltd | Ginetta G20 | 14 | 58.908 | 77.69 mph | 125.03 kph |
|----|---|---|-------------|----|--------|-----------|------------|

Car 19 Penalised 1 second and 3 penalty points, for gaining an unfair advantage.

Weather / Track : Cloudy / Dry

These results are provisional until the conclusion of any judicial and technical matters.

Knockhill
Circuit Length = 1.2713 miles
Start: 10:20 End: 10:41

| | |
|-------------------|--------------|
| Clerk of Course : | Timekeeper : |
|-------------------|--------------|

Texaco Havoline Championship

RACE 6 - LAP CHART

| Lap 1 | | | Lap 2 | | | Lap 3 | | | Lap 4 | | | Lap 5 | | |
|-------|--------|----------|-------|--------|----------|-------|--------|----------|-------|--------|----------|-------|--------|----------|
| No | Behind | Laptime | No | Behind | Laptime | No | Behind | Laptime | No | Behind | Laptime | No | Behind | Laptime |
| 28 | | 1:04.642 | 28 | | 1:00.453 | 28 | | 1:00.062 | 28 | | 1:00.303 | 28 | | 59.665 |
| 3 | 0.623 | 1:05.265 | 3 | 0.438 | 1:00.268 | 3 | 0.589 | 1:00.213 | 3 | 0.609 | 1:00.323 | 3 | 0.800 | 59.856 |
| 52 | 0.951 | 1:05.593 | 52 | 1.138 | 1:00.640 | 52 | 1.162 | 1:00.086 | 52 | 0.837 | 59.978 | 52 | 1.186 | 1:00.014 |
| 51 | 1.798 | 1:06.440 | 51 | 2.325 | 1:00.980 | 4 | 3.702 | 1:00.863 | 51 | 4.935 | 1:01.516 | 4 | 6.576 | 1:01.137 |
| 4 | 2.116 | 1:06.758 | 4 | 2.901 | 1:01.238 | 51 | 3.722 | 1:01.459 | 4 | 5.104 | 1:01.705 | 99 | 7.425 | 1:00.948 |
| 18 | 2.762 | 1:07.404 | 18 | 4.379 | 1:02.070 | 99 | 5.526 | 1:00.899 | 99 | 6.142 | 1:00.919 | 51 | 7.711 | 1:02.441 |
| 99 | 3.081 | 1:07.723 | 99 | 4.689 | 1:02.061 | 18 | 5.654 | 1:01.337 | 18 | 7.149 | 1:01.798 | 18 | 8.301 | 1:00.817 |
| 9 | 3.710 | 1:08.352 | 46 | 4.977 | 1:01.579 | 46 | 6.753 | 1:01.838 | 46 | 7.572 | 1:01.122 | 46 | 8.982 | 1:01.075 |
| 46 | 3.851 | 1:08.493 | 9 | 5.075 | 1:01.818 | 21 | 9.286 | 1:01.824 | 21 | 10.496 | 1:01.513 | 21 | 11.813 | 1:00.982 |
| 6 | 5.444 | 1:10.086 | 6 | 7.470 | 1:02.479 | 6 | 10.037 | 1:02.629 | 6 | 11.584 | 1:01.850 | 6 | 13.317 | 1:01.398 |
| 21 | 5.824 | 1:10.466 | 21 | 7.524 | 1:02.153 | 27 | 12.401 | 1:03.282 | 27 | 14.680 | 1:02.582 | 19 | 17.375 | 1:02.105 |
| 27 | 7.126 | 1:11.768 | 27 | 9.181 | 1:02.508 | 19 | 12.515 | 1:02.724 | 19 | 14.935 | 1:02.723 | 27 | 18.346 | 1:03.331 |
| 19 | 7.591 | 1:12.233 | 19 | 9.853 | 1:02.715 | 7 | 17.669 | 1:04.254 | 7 | 20.904 | 1:03.538 | 74 | 23.980 | 1:02.482 |
| 14 | 7.872 | 1:12.514 | 14 | 10.028 | 1:02.609 | 20 | 1 LAP | 1:39.841 | 74 | 21.163 | 1:02.404 | 7 | 25.415 | 1:04.176 |
| 7 | 9.938 | 1:14.580 | 7 | 13.477 | 1:03.992 | 74 | 19.062 | 1:02.587 | 20 | 1 LAP | 1:03.435 | 20 | 1 LAP | 1:03.271 |
| 15 | 13.588 | 1:18.230 | 74 | 16.537 | 1:03.231 | 15 | 21.603 | 1:03.681 | 14 | 1 LAP | 2:13.194 | 14 | 1 LAP | 1:02.399 |
| 74 | 13.759 | 1:18.401 | 15 | 17.984 | 1:04.849 | 38 | 22.553 | 1:04.125 | 15 | 24.418 | 1:03.118 | 5 | 30.044 | 1:04.035 |
| 38 | 15.161 | 1:19.803 | 38 | 18.490 | 1:03.782 | 11 | 23.420 | 1:03.439 | 38 | 24.922 | 1:02.672 | 11 | 30.924 | 1:03.481 |
| 11 | 16.746 | 1:21.388 | 11 | 20.043 | 1:03.750 | 5 | 23.726 | 1:03.211 | 5 | 25.674 | 1:02.251 | 38 | 35.986 | 1:10.729 |
| 5 | 17.259 | 1:21.901 | 5 | 20.577 | 1:03.771 | 17 | 40.162 | 1:04.367 | 11 | 27.108 | 1:03.991 | 17 | 47.333 | 1:03.588 |
| 17 | 24.172 | 1:28.814 | 17 | 35.857 | 1:12.138 | | | | 17 | 43.410 | 1:03.551 | | | |
| 20 | 39.352 | 1:43.994 | | | | | | | | | | | | |

Texaco Havoline Championship

RACE 6 - LAP CHART

| Lap 6 | | | Lap 7 | | | Lap 8 | | | Lap 9 | | | Lap 10 | | |
|-------|--------|----------|-------|--------|----------|-------|--------|----------|-------|--------|----------|--------|--------|----------|
| No | Behind | Laptime | No | Behind | Laptime | No | Behind | Laptime | No | Behind | Laptime | No | Behind | Laptime |
| 28 | | 1:03.536 | 28 | | 1:29.060 | 28 | | 1:20.110 | 28 | | 1:20.398 | 28 | | 59.931 |
| 3 | 1.117 | 1:03.853 | 3 | 0.938 | 1:28.881 | 3 | 2.525 | 1:21.697 | 3 | 0.418 | 1:18.291 | 3 | 0.517 | 1:00.030 |
| 52 | 2.067 | 1:04.417 | 52 | 1.478 | 1:28.471 | 52 | 2.975 | 1:21.607 | 52 | 0.650 | 1:18.073 | 52 | 1.064 | 1:00.345 |
| 4 | 4.650 | 1:01.610 | 4 | 2.191 | 1:26.601 | 4 | 3.659 | 1:21.578 | 4 | 1.122 | 1:17.861 | 4 | 1.430 | 1:00.239 |
| 99 | 5.031 | 1:01.142 | 99 | 3.020 | 1:27.049 | 99 | 4.674 | 1:21.764 | 99 | 1.358 | 1:17.082 | 99 | 1.905 | 1:00.478 |
| 51 | 5.616 | 1:01.441 | 51 | 4.312 | 1:27.756 | 51 | 5.910 | 1:21.708 | 51 | 1.866 | 1:16.354 | 51 | 2.452 | 1:00.517 |
| 18 | 6.000 | 1:01.235 | 18 | 4.967 | 1:28.027 | 18 | 6.807 | 1:21.950 | 18 | 2.986 | 1:16.577 | 18 | 4.040 | 1:00.985 |
| 46 | 6.998 | 1:01.552 | 46 | 6.540 | 1:28.602 | 46 | 8.495 | 1:22.065 | 46 | 3.248 | 1:15.151 | 46 | 4.411 | 1:01.094 |
| 21 | 9.627 | 1:01.350 | 21 | 7.146 | 1:26.579 | 21 | 9.273 | 1:22.237 | 21 | 4.778 | 1:15.903 | 21 | 6.136 | 1:01.289 |
| 6 | 11.759 | 1:01.978 | 6 | 8.783 | 1:26.084 | 6 | 10.685 | 1:22.012 | 19 | 5.562 | 1:14.376 | 19 | 7.384 | 1:01.753 |
| 19 | 16.177 | 1:02.338 | 19 | 9.624 | 1:22.507 | 19 | 11.584 | 1:22.070 | 6 | 5.590 | 1:15.303 | 74 | 9.238 | 1:02.693 |
| 27 | 18.065 | 1:03.255 | 27 | 10.251 | 1:21.246 | 27 | 12.239 | 1:22.098 | 27 | 6.287 | 1:14.446 | 27 | 10.108 | 1:03.752 |
| 74 | 22.971 | 1:02.527 | 74 | 11.437 | 1:17.526 | 74 | 12.667 | 1:21.340 | 74 | 6.476 | 1:14.207 | 6 | 10.606 | 1:04.947 |
| 14 | 1 LAP | 1:01.438 | 14 | 1 LAP | 1:17.920 | 14 | 1 LAP | 1:21.367 | 14 | 1 LAP | 1:14.125 | 14 | 1 LAP | 1:03.279 |
| 20 | 1 LAP | 1:05.189 | 20 | 1 LAP | 1:15.997 | 20 | 1 LAP | 1:20.489 | 20 | 1 LAP | 1:13.574 | 20 | 1 LAP | 1:03.786 |
| 7 | 27.814 | 1:05.935 | 7 | 14.588 | 1:15.834 | 7 | 14.747 | 1:20.269 | 7 | 8.504 | 1:14.155 | 7 | 11.768 | 1:03.195 |
| 5 | 29.372 | 1:02.864 | 5 | 15.346 | 1:15.034 | 5 | 15.162 | 1:19.926 | 5 | 9.462 | 1:14.698 | 5 | 12.064 | 1:02.533 |
| 11 | 30.300 | 1:02.912 | 11 | 16.589 | 1:15.349 | 11 | 15.918 | 1:19.439 | 11 | 10.315 | 1:14.795 | 11 | 13.472 | 1:03.088 |
| 38 | 35.898 | 1:03.448 | 38 | 17.502 | 1:10.664 | 38 | 16.963 | 1:19.571 | 38 | 11.241 | 1:14.676 | 38 | 13.890 | 1:02.580 |
| 17 | 47.470 | 1:03.673 | 17 | 22.687 | 1:04.277 | 17 | 17.823 | 1:15.246 | 17 | 12.079 | 1:14.654 | 17 | 14.354 | 1:02.206 |

Texaco Havoline Championship

RACE 6 - LAP CHART

| Lap 11 | | | Lap 12 | | | Lap 13 | | | Lap 14 | | | Lap 15 | | |
|--------|--------|----------|--------|--------|----------|--------|--------|----------|--------|--------|----------|--------|--------|----------|
| No | Behind | Laptime | No | Behind | Laptime | No | Behind | Laptime | No | Behind | Laptime | No | Behind | Laptime |
| 28 | | 59.427 | 28 | | 59.518 | 28 | | 59.447 | 52 | | 58.908 | 52 | | 59.648 |
| 3 | 0.640 | 59.550 | 52 | 1.174 | 59.705 | 52 | 0.931 | 59.204 | 28 | 0.058 | 59.897 | 28 | 0.608 | 1:00.198 |
| 52 | 0.987 | 59.350 | 3 | 1.523 | 1:00.401 | 3 | 2.091 | 1:00.015 | 3 | 2.300 | 1:00.048 | 3 | 2.188 | 59.536 |
| 4 | 1.580 | 59.577 | 4 | 2.927 | 1:00.865 | 4 | 5.077 | 1:01.597 | 4 | 5.442 | 1:00.204 | 4 | 5.982 | 1:00.188 |
| 99 | 2.397 | 59.919 | 99 | 3.049 | 1:00.170 | 51 | 5.932 | 1:01.506 | 51 | 6.333 | 1:00.240 | 51 | 7.280 | 1:00.595 |
| 51 | 2.932 | 59.907 | 51 | 3.873 | 1:00.459 | 46 | 7.034 | 1:00.189 | 46 | 7.453 | 1:00.258 | 46 | 7.767 | 59.962 |
| 46 | 5.427 | 1:00.443 | 46 | 6.292 | 1:00.383 | 27 | 1 LAP | 1:57.905 | 21 | 15.649 | 1:00.461 | 21 | 17.467 | 1:01.466 |
| 21 | 8.978 | 1:02.269 | 18 | 11.923 | 1:02.320 | 21 | 15.027 | 1:02.499 | 18 | 16.125 | 1:00.572 | 18 | 18.256 | 1:01.779 |
| 18 | 9.121 | 1:04.508 | 21 | 11.975 | 1:02.515 | 18 | 15.392 | 1:02.916 | 99 | 17.471 | 1:00.812 | 19 | 21.658 | 1:02.229 |
| 19 | 9.342 | 1:01.385 | 19 | 12.278 | 1:02.454 | 99 | 16.498 | 1:12.896 | 19 | 19.077 | 1:02.126 | 74 | 21.787 | 1:02.020 |
| 74 | 10.991 | 1:01.180 | 74 | 12.735 | 1:01.262 | 19 | 16.790 | 1:03.959 | 74 | 19.415 | 1:01.894 | 6 | 23.526 | 1:01.574 |
| 27 | 13.332 | 1:02.651 | 6 | 17.376 | 1:03.335 | 74 | 17.360 | 1:04.072 | 6 | 21.600 | 1:01.207 | 20 | 1 LAP | 1:02.085 |
| 14 | 1 LAP | 1:02.134 | 20 | 1 LAP | 1:03.893 | 6 | 20.232 | 1:02.303 | 20 | 1 LAP | 1:02.053 | 17 | 29.605 | 1:01.746 |
| 6 | 13.559 | 1:02.380 | 7 | 18.903 | 1:03.472 | 20 | 1 LAP | 1:02.450 | 11 | 27.032 | 1:02.151 | 11 | 29.865 | 1:02.481 |
| 20 | 1 LAP | 1:02.100 | 5 | 20.003 | 1:04.270 | 11 | 24.720 | 1:03.977 | 17 | 27.507 | 1:02.421 | 7 | 30.612 | 1:01.954 |
| 7 | 14.949 | 1:02.608 | 17 | 20.099 | 1:02.890 | 17 | 24.925 | 1:04.273 | 7 | 28.306 | 1:02.250 | 5 | 32.549 | 1:02.723 |
| 5 | 15.251 | 1:02.614 | 11 | 20.190 | 1:03.189 | 7 | 25.895 | 1:06.439 | 38 | 29.329 | 1:03.102 | 38 | 49.060 | 1:19.379 |
| 11 | 16.519 | 1:02.474 | 38 | 20.670 | 1:03.489 | 38 | 26.066 | 1:04.843 | 5 | 29.474 | 1:02.803 | 14 | 1 LAP | 1:16.533 |
| 38 | 16.699 | 1:02.236 | 14 | 1 LAP | 1:15.620 | 5 | 26.510 | 1:05.954 | 14 | 1 LAP | 1:06.290 | | | |
| 17 | 16.727 | 1:01.800 | | | | 14 | 1 LAP | 1:03.659 | | | | | | |

Texaco Havoline Championship

RACE 6 - LAP CHART

| Lap 16 | | | Lap 17 | | | Lap 18 | | | Lap 19 | | |
|--------|--------|----------|--------|--------|----------|--------|--------|----------|--------|----------|----------|
| No | Behind | Laptime | No | Behind | Laptime | No | Behind | Laptime | No | Behind | Laptime |
| 28 | | 59.255 | 28 | | 59.158 | 28 | | 59.584 | 28 | | 59.326 |
| 52 | 0.152 | 1:00.015 | 52 | 0.647 | 59.653 | 52 | 0.636 | 59.573 | 52 | 0.382 | 59.072 |
| 3 | 1.615 | 59.290 | 14 | 2 LAPS | 1:03.662 | 3 | 1.970 | 59.574 | 3 | 2.128 | 59.484 |
| 4 | 6.070 | 59.951 | 3 | 1.980 | 59.523 | 14 | 2 LAPS | 1:01.084 | 14 | 2 LAPS | 1:00.594 |
| 51 | 7.421 | 1:00.004 | 4 | 7.705 | 1:00.793 | 46 | 9.943 | 1:00.566 | 46 | 11.495 | 1:00.878 |
| 46 | 7.935 | 1:00.031 | 51 | 8.548 | 1:00.285 | 51 | 10.019 | 1:01.055 | 51 | 11.677 | 1:00.984 |
| 21 | 18.371 | 1:00.767 | 46 | 8.961 | 1:00.184 | 4 | 19.195 | 1:11.074 | 4 | 20.372 | 1:00.503 |
| 18 | 18.869 | 1:00.476 | 21 | 19.829 | 1:00.616 | 21 | 20.735 | 1:00.490 | 21 | 22.846 | 1:01.437 |
| 19 | 23.922 | 1:02.127 | 18 | 20.172 | 1:00.461 | 18 | 21.000 | 1:00.412 | 18 | 22.960 | 1:01.286 |
| 74 | 24.452 | 1:02.528 | 19 | 27.718 | 1:02.954 | 19 | 29.716 | 1:01.582 | 19 | 32.006 | 1:01.616 |
| 6 | 25.082 | 1:01.419 | 6 | 28.455 | 1:02.531 | 74 | 30.511 | 1:01.311 | 74 | 32.452 | 1:01.267 |
| 20 | 1 LAP | 1:02.517 | 74 | 28.784 | 1:03.490 | 6 | 30.512 | 1:01.641 | 6 | 32.776 | 1:01.590 |
| 17 | 31.890 | 1:02.148 | 20 | 1 LAP | 1:02.350 | 20 | 1 LAP | 1:02.916 | 20 | 1 LAP | 1:03.129 |
| 11 | 32.841 | 1:02.839 | 17 | 35.270 | 1:02.538 | 17 | 38.381 | 1:02.695 | 17 | 42.176 | 1:03.121 |
| 7 | 33.544 | 1:02.795 | 11 | 36.060 | 1:02.377 | 11 | 38.903 | 1:02.427 | 11 | 42.486 | 1:02.909 |
| 5 | 35.731 | 1:03.045 | 7 | 37.108 | 1:02.722 | 7 | 40.488 | 1:02.964 | 7 | 43.975 | 1:02.813 |
| 38 | 51.658 | 1:02.461 | 5 | 39.173 | 1:02.600 | 5 | 41.920 | 1:02.331 | 5 | 45.048 | 1:02.454 |
| | | | 38 | 55.260 | 1:02.760 | 38 | 57.557 | 1:01.881 | 38 | 1:00.532 | 1:02.301 |

Texaco Havoline Championship
RACE 6 - SECTOR ANALYSIS

| | | | | | | | | | | | | | |
|----------|---|--------|-------------|---------------|-------------|-----------------|------|---------------|---------------|-------------|---------------|-------------|-----------------|
| 3 | Julian BARRATT Reflex Racing | | | | | | | | | | | | |
| 1 - | | 24.098 | 95.3 | 18.142 | 86.5 | 1:05.265 | 11 - | 19.041 | 22.825 | 97.7 | 17.684 | 87.2 | 59.550 |
| 2 - | 19.301 | 23.300 | 96.1 | 17.667 | 87.3 | 1:00.268 | 12 - | 18.951 | 23.023 | 96.4 | 18.427 | 85.5 | 1:00.401 |
| 3 - | 19.244 | 23.320 | 96.1 | 17.649 | 87.0 | 1:00.213 | 13 - | 19.137 | 23.076 | 96.4 | 17.802 | 86.1 | 1:00.015 |
| 4 - | 19.381 | 23.143 | 96.1 | 17.799 | 87.2 | 1:00.323 | 14 - | 18.991 | 23.212 | 96.0 | 17.845 | 85.5 | 1:00.048 |
| 5 - | 19.207 | 22.995 | 96.0 | 17.654 | 86.8 | 59.856 | 15 - | 19.088 | 22.948 | 96.3 | 17.500 | 87.2 | 59.536 |
| 6 - | 19.057 | 22.815 | 96.4 | 21.981 | 45.1 | 1:03.853 | 16 - | 18.875 | 22.932 | 96.0 | 17.483 | 88.0 | 59.290 |
| 7 - | 31.175 | 33.944 | 62.5 | 23.762 | 54.6 | 1:28.881 | 17 - | 19.002 | 22.905 | 96.4 | 17.616 | 87.8 | 59.523 |
| 8 - | 23.959 | 32.885 | 70.6 | 24.853 | 53.7 | 1:21.697 | 18 - | 18.878 | 22.794 | 96.7 | 17.902 | 86.0 | 59.574 |
| 9 - | 23.544 | 30.135 | 57.4 | 24.612 | 85.7 | 1:18.291 | 19 - | 19.022 | 22.828 | 96.1 | 17.634 | 84.4 | 59.484 |
| 10 - | 19.254 | 23.117 | 96.7 | 17.659 | 87.7 | 1:00.030 | | | | | | | |
| 4 | Paul MARSH Tockwith Motorsport | | | | | | | | | | | | |
| 1 - | | 24.142 | 95.6 | 18.822 | 84.2 | 1:06.758 | 11 - | 19.081 | 22.616 | 99.0 | 17.880 | 86.1 | 59.577 |
| 2 - | 19.626 | 23.484 | 97.3 | 18.128 | 85.6 | 1:01.238 | 12 - | 19.254 | 23.618 | 96.8 | 17.993 | 85.8 | 1:00.865 |
| 3 - | 19.420 | 23.342 | 97.8 | 18.101 | 76.9 | 1:00.863 | 13 - | 20.851 | 23.080 | 96.3 | 17.666 | 85.7 | 1:01.597 |
| 4 - | 19.913 | 23.746 | 97.5 | 18.046 | 84.7 | 1:01.705 | 14 - | 19.501 | 22.918 | 96.7 | 17.785 | 85.4 | 1:00.204 |
| 5 - | 19.683 | 23.429 | 96.1 | 18.025 | 85.1 | 1:01.137 | 15 - | 19.323 | 22.965 | 96.3 | 17.900 | 85.7 | 1:00.188 |
| 6 - | 19.398 | 23.095 | 95.3 | 19.117 | 58.5 | 1:01.610 | 16 - | 19.115 | 22.955 | 95.9 | 17.881 | 84.8 | 59.951 |
| 7 - | 28.772 | 34.993 | 61.3 | 22.836 | 51.0 | 1:26.601 | 17 - | 19.197 | 22.889 | 95.9 | 18.707 | 46.4 | 1:00.793 |
| 8 - | 26.325 | 31.294 | 58.7 | 23.959 | 56.0 | 1:21.578 | 18 - | 30.130 | 22.950 | 95.2 | 17.994 | 82.0 | 1:11.074 |
| 9 - | 25.063 | 28.635 | 80.2 | 24.163 | 85.3 | 1:17.861 | 19 - | 19.390 | 23.056 | 95.7 | 18.057 | 83.0 | 1:00.503 |
| 10 - | 19.448 | 22.745 | 99.7 | 18.046 | 85.1 | 1:00.239 | | | | | | | |
| 5 | Steve RIGBY Reflex Racing | | | | | | | | | | | | |
| 1 - | | 35.761 | 66.9 | 19.268 | 87.8 | 1:21.901 | 11 - | 20.638 | 24.112 | 95.7 | 17.864 | 88.7 | 1:02.614 |
| 2 - | 20.070 | 25.321 | 91.6 | 18.380 | 85.3 | 1:03.771 | 12 - | 20.353 | 24.883 | 95.3 | 19.034 | 84.4 | 1:04.270 |
| 3 - | 20.305 | 24.820 | 94.7 | 18.086 | 88.1 | 1:03.211 | 13 - | 20.506 | 24.004 | 94.5 | 21.444 | 87.6 | 1:05.954 |
| 4 - | 19.885 | 24.182 | 94.1 | 18.184 | 87.4 | 1:02.251 | 14 - | 20.255 | 24.075 | 95.7 | 18.473 | 87.2 | 1:02.803 |
| 5 - | 21.055 | 24.820 | 93.7 | 18.160 | 86.4 | 1:04.035 | 15 - | 20.199 | 24.304 | 94.4 | 18.220 | 86.4 | 1:02.723 |
| 6 - | 20.251 | 24.271 | 94.3 | 18.342 | 81.9 | 1:02.864 | 16 - | 20.242 | 24.358 | 93.1 | 18.445 | 86.6 | 1:03.045 |
| 7 - | 24.199 | 27.560 | 59.8 | 23.275 | 74.6 | 1:15.034 | 17 - | 19.877 | 24.456 | 94.4 | 18.267 | 86.4 | 1:02.600 |
| 8 - | 28.213 | 28.613 | 62.2 | 23.100 | 67.4 | 1:19.926 | 18 - | 19.781 | 24.176 | 94.9 | 18.374 | 87.2 | 1:02.331 |
| 9 - | 28.970 | 26.130 | 94.0 | 19.598 | 87.5 | 1:14.698 | 19 - | 19.918 | 24.374 | 94.4 | 18.162 | 87.8 | 1:02.454 |
| 10 - | 20.047 | 24.449 | 94.8 | 18.037 | 89.6 | 1:02.533 | | | | | | | |
| 6 | Matthew FLOWERS Optimum Motorsport | | | | | | | | | | | | |
| 1 - | | 24.706 | 94.1 | 18.928 | 84.9 | 1:10.086 | 11 - | 20.227 | 23.612 | 95.1 | 18.541 | 85.4 | 1:02.380 |
| 2 - | 19.921 | 23.851 | 95.7 | 18.707 | 85.1 | 1:02.479 | 12 - | 20.865 | 24.214 | 95.2 | 18.256 | 85.2 | 1:03.335 |
| 3 - | 20.402 | 24.155 | 97.0 | 18.072 | 86.4 | 1:02.629 | 13 - | 20.066 | 23.927 | 96.0 | 18.310 | 85.6 | 1:02.303 |
| 4 - | 19.568 | 24.260 | 96.6 | 18.022 | 86.7 | 1:01.850 | 14 - | 19.582 | 23.659 | 96.1 | 17.966 | 86.4 | 1:01.207 |
| 5 - | 19.567 | 23.567 | 96.8 | 18.264 | 86.0 | 1:01.398 | 15 - | 19.567 | 23.768 | 95.6 | 18.239 | 86.1 | 1:01.574 |
| 6 - | 19.891 | 23.711 | 95.7 | 18.376 | 85.3 | 1:01.978 | 16 - | 19.611 | 23.710 | 96.1 | 18.098 | 87.4 | 1:01.419 |
| 7 - | 27.246 | 35.091 | 56.5 | 23.747 | 51.9 | 1:26.084 | 17 - | 19.475 | 23.949 | 91.6 | 19.107 | 85.5 | 1:02.531 |
| 8 - | 27.791 | 29.716 | 60.4 | 24.505 | 50.5 | 1:22.012 | 18 - | 19.378 | 23.677 | 95.9 | 18.586 | 85.1 | 1:01.641 |
| 9 - | 27.191 | 25.642 | 79.3 | 22.470 | 85.2 | 1:15.303 | 19 - | 20.188 | 23.192 | 98.5 | 18.210 | 87.3 | 1:01.590 |
| 10 - | 21.134 | 25.570 | 95.1 | 18.243 | 86.0 | 1:04.947 | | | | | | | |
| 7 | Steve WILLIAMS Optimum Motorsport | | | | | | | | | | | | |
| 1 - | | | | | | 1:14.580 | 11 - | | | | | | 1:02.608 |
| 2 - | | | | | | 1:03.992 | 12 - | | | | | | 1:03.472 |
| 3 - | | | | | | 1:04.254 | 13 - | | | | | | 1:06.439 |
| 4 - | | | | | | 1:03.538 | 14 - | | | | | | 1:02.250 |
| 5 - | | | | | | 1:04.176 | 15 - | | | | | | 1:01.954 |
| 6 - | | | | | | 1:05.935 | 16 - | | | | | | 1:02.795 |
| 7 - | | | | | | 1:15.834 | 17 - | | | | | | 1:02.722 |
| 8 - | | | | | | 1:20.269 | 18 - | | | | | | 1:02.964 |
| 9 - | | | | | | 1:14.155 | 19 - | | | | | | 1:02.813 |
| 10 - | | | | | | 1:03.195 | | | | | | | |
| 9 | Gary SIMMS Optimum Motorsport | | | | | | | | | | | | |
| 1 - | | 24.218 | 96.3 | 18.485 | 86.4 | 1:08.352 | 2 - | 19.899 | 23.374 | 97.7 | 18.545 | 84.9 | 1:01.818 |

Knockhill
Circuit Length = 1.2713 miles
Start: 10:20 End: 10:41

Weather / Track : Cloudy / Dry

Texaco Havoline Championship

RACE 6 - SECTOR ANALYSIS

| 11 Michael RALPH | | Envelope Printing Company | | | | | | | | | | | |
|-------------------|--------|---------------------------|-------------|---------------|-------------|----------|------|---------------|---------------|-------------|---------------|-------------|-----------------|
| 1 - | | 26.616 | 76.3 | 18.963 | 81.9 | 1:21.388 | 11 - | 19.874 | 23.972 | 96.7 | 18.628 | 81.9 | 1:02.474 |
| 2 - | 20.296 | 24.731 | 94.4 | 18.723 | 80.9 | 1:03.750 | 12 - | 20.369 | 24.062 | 94.1 | 18.758 | 81.3 | 1:03.189 |
| 3 - | 20.167 | 24.734 | 95.6 | 18.538 | 81.9 | 1:03.439 | 13 - | 21.064 | 24.535 | 94.0 | 18.378 | 81.8 | 1:03.977 |
| 4 - | 20.645 | 24.858 | 92.9 | 18.488 | 82.1 | 1:03.991 | 14 - | 20.265 | 23.786 | 94.7 | 18.100 | 82.3 | 1:02.151 |
| 5 - | 20.141 | 24.936 | 93.9 | 18.404 | 82.7 | 1:03.481 | 15 - | 19.879 | 24.131 | 92.7 | 18.471 | 83.8 | 1:02.481 |
| 6 - | 20.427 | 24.136 | 94.9 | 18.349 | 81.8 | 1:02.912 | 16 - | 20.158 | 23.966 | 95.5 | 18.715 | 81.8 | 1:02.839 |
| 7 - | 23.923 | 27.983 | 60.2 | 23.443 | 76.2 | 1:15.349 | 17 - | 19.759 | 24.129 | 94.7 | 18.489 | 82.8 | 1:02.377 |
| 8 - | 28.290 | 28.093 | 67.9 | 23.056 | 74.2 | 1:19.439 | 18 - | 19.943 | 23.787 | 94.9 | 18.697 | 83.9 | 1:02.427 |
| 9 - | 29.305 | 26.308 | 93.1 | 19.182 | 83.4 | 1:14.795 | 19 - | 20.005 | 24.159 | 96.0 | 18.745 | 84.1 | 1:02.909 |
| 10 - | 20.145 | 24.583 | 91.7 | 18.360 | 83.0 | 1:03.088 | | | | | | | |
| 14 Paul MORGAN | | | | | | | | | | | | | |
| 1 - | | 26.145 | 90.2 | 18.506 | 87.5 | 1:12.514 | 10 - | 20.796 | 23.608 | 96.6 | 17.730 | 86.9 | 1:02.134 |
| 2 - | 20.000 | 24.604 | 95.5 | 18.005 | 88.7 | 1:02.609 | 11 - | 20.828 | 36.344 | 88.1 | 18.448 | 85.3 | 1:15.620 |
| 3 - | 20.041 | 1:34.071 | 77.5 | 19.082 | 86.4 | 2:13.194 | 12 - | 21.218 | 24.602 | 94.3 | 17.839 | 85.7 | 1:03.659 |
| 4 - | 20.334 | 24.069 | 95.9 | 17.996 | 87.7 | 1:02.399 | 13 - | 21.330 | 25.094 | 91.1 | 19.866 | 42.5 | 1:06.290 |
| 5 - | 19.608 | 23.937 | 94.3 | 17.893 | 84.5 | 1:01.438 | 14 - | 34.543 | 24.006 | 93.6 | 17.984 | 84.8 | 1:16.533 |
| 6 - | 23.150 | 31.463 | 65.0 | 23.307 | 68.6 | 1:17.920 | 15 - | 20.178 | 24.213 | 89.7 | 19.271 | 85.9 | 1:03.662 |
| 7 - | 28.634 | 29.331 | 46.6 | 23.402 | 67.3 | 1:21.367 | 16 - | 19.750 | 23.696 | 96.4 | 17.638 | 86.9 | 1:01.084 |
| 8 - | 28.163 | 25.602 | 93.1 | 20.360 | 85.1 | 1:14.125 | 17 - | 19.438 | 23.378 | 96.6 | 17.778 | 81.9 | 1:00.594 |
| 9 - | 19.788 | 25.406 | 96.1 | 18.085 | 87.4 | 1:03.279 | | | | | | | |
| 15 Emily FLETCHER | | Rob Austin Racing | | | | | | | | | | | |
| 1 - | | | | | | 1:18.230 | 3 - | | | | | | 1:03.681 |
| 2 - | | | | | | 1:04.849 | 4 - | | | | | | 1:03.118 |
| 17 Neil MERRY | | Speedworks Motorsport | | | | | | | | | | | |
| 1 - | | 40.281 | 46.0 | 20.411 | 84.0 | 1:28.814 | 11 - | 20.129 | 23.584 | 97.3 | 18.087 | 86.5 | 1:01.800 |
| 2 - | 26.383 | 26.725 | 91.8 | 19.030 | 84.7 | 1:12.138 | 12 - | 20.472 | 23.873 | 96.1 | 18.545 | 78.6 | 1:02.890 |
| 3 - | 20.902 | 25.037 | 92.3 | 18.428 | 85.5 | 1:04.367 | 13 - | 21.484 | 24.390 | 96.4 | 18.399 | 86.8 | 1:04.273 |
| 4 - | 20.185 | 24.825 | 91.1 | 18.541 | 85.7 | 1:03.551 | 14 - | 20.478 | 24.031 | 96.0 | 17.912 | 85.4 | 1:02.421 |
| 5 - | 20.596 | 24.305 | 91.8 | 18.687 | 85.4 | 1:03.588 | 15 - | 19.892 | 23.951 | 94.5 | 17.903 | 85.2 | 1:01.746 |
| 6 - | 20.441 | 24.612 | 93.7 | 18.620 | 85.6 | 1:03.673 | 16 - | 19.760 | 24.129 | 94.0 | 18.259 | 85.2 | 1:02.148 |
| 7 - | 21.043 | 24.875 | 93.7 | 18.359 | 85.2 | 1:04.277 | 17 - | 19.715 | 24.416 | 92.4 | 18.407 | 85.6 | 1:02.538 |
| 8 - | 23.648 | 28.050 | 63.5 | 23.548 | 82.4 | 1:15.246 | 18 - | 19.804 | 24.278 | 93.5 | 18.613 | 85.3 | 1:02.695 |
| 9 - | 28.764 | 26.123 | 89.6 | 19.767 | 85.8 | 1:14.654 | 19 - | 19.920 | 24.619 | 94.1 | 18.582 | 84.9 | 1:03.121 |
| 10 - | 20.100 | 23.866 | 96.6 | 18.240 | 86.6 | 1:02.206 | | | | | | | |
| 18 Paul SHEARD | | Speedworks Motorsport | | | | | | | | | | | |
| 1 - | | 24.130 | 95.5 | 18.303 | 78.2 | 1:07.404 | 11 - | 19.326 | 26.764 | 95.6 | 18.418 | 85.5 | 1:04.508 |
| 2 - | 20.155 | 23.778 | 93.3 | 18.137 | 83.5 | 1:02.070 | 12 - | 20.134 | 23.978 | 96.1 | 18.208 | 83.1 | 1:02.320 |
| 3 - | 19.664 | 23.558 | 95.1 | 18.115 | 81.1 | 1:01.337 | 13 - | 20.586 | 24.219 | 96.0 | 18.111 | 85.9 | 1:02.916 |
| 4 - | 20.399 | 23.366 | 96.3 | 18.033 | 85.8 | 1:01.798 | 14 - | 19.471 | 23.458 | | 17.643 | 86.1 | 1:00.572 |
| 5 - | 19.413 | 23.438 | 96.8 | 17.966 | 84.8 | 1:00.817 | 15 - | 19.616 | 24.294 | 92.2 | 17.869 | 85.5 | 1:01.779 |
| 6 - | 19.590 | 23.273 | 96.3 | 18.372 | 63.7 | 1:01.235 | 16 - | 19.347 | 23.443 | 96.1 | 17.686 | 86.7 | 1:00.476 |
| 7 - | 29.919 | 34.815 | 58.6 | 23.293 | 62.2 | 1:28.027 | 17 - | 19.563 | 23.214 | 96.3 | 17.684 | 86.0 | 1:00.461 |
| 8 - | 28.242 | 29.144 | 48.9 | 24.564 | 49.5 | 1:21.950 | 18 - | 19.452 | 23.153 | 97.5 | 17.807 | 85.3 | 1:00.412 |
| 9 - | 26.618 | 27.226 | 68.6 | 22.733 | 84.5 | 1:16.577 | 19 - | 19.358 | | | | 85.2 | 1:01.286 |
| 10 - | 19.785 | 23.302 | 96.4 | 17.898 | 85.8 | 1:00.985 | | | | | | | |
| 19 David JACKSON | | Speedworks Motorsport | | | | | | | | | | | |
| 1 - | | 25.788 | 92.9 | 18.805 | 85.2 | 1:12.233 | 11 - | 19.505 | 23.691 | 97.3 | 18.189 | 87.7 | 1:01.385 |
| 2 - | 19.984 | 24.389 | 96.6 | 18.342 | 87.5 | 1:02.715 | 12 - | 20.138 | 23.970 | 97.3 | 18.346 | 87.5 | 1:02.454 |
| 3 - | 19.987 | 24.263 | 97.7 | 18.474 | 86.4 | 1:02.724 | 13 - | 20.672 | 24.929 | 96.8 | 18.358 | 87.0 | 1:03.959 |
| 4 - | 20.334 | 24.172 | 96.1 | 18.217 | 87.2 | 1:02.723 | 14 - | 20.054 | 23.757 | 96.6 | 18.315 | 86.3 | 1:02.126 |
| 5 - | 19.913 | 23.859 | 97.5 | 18.333 | 85.1 | 1:02.105 | 15 - | 19.689 | 23.972 | 96.4 | 18.568 | 86.1 | 1:02.229 |
| 6 - | 19.793 | 23.816 | 95.2 | 18.729 | 85.5 | 1:02.338 | 16 - | 19.726 | 23.949 | 94.9 | 18.452 | 86.1 | 1:02.127 |
| 7 - | 24.146 | 34.505 | 54.4 | 23.856 | 57.4 | 1:22.507 | 17 - | 19.669 | 24.692 | 93.1 | 18.593 | 86.0 | 1:02.954 |
| 8 - | 27.717 | 29.595 | 61.1 | 24.758 | 58.8 | 1:22.070 | 18 - | 19.719 | 23.722 | 95.1 | 18.141 | 86.4 | 1:01.582 |
| 9 - | 27.457 | 25.050 | 89.8 | 21.869 | 86.4 | 1:14.376 | 19 - | 19.570 | 23.623 | 95.5 | 18.423 | 86.5 | 1:01.616 |
| 10 - | 20.009 | 23.648 | 96.7 | 18.096 | 86.6 | 1:01.753 | | | | | | | |

Knockhill
Circuit Length = 1.2713 miles
Start: 10:20 End: 10:41

Weather / Track : Cloudy / Dry

Texaco Havoline Championship
RACE 6 - SECTOR ANALYSIS

| | | | | | | | | | | | | | | | | | | | | |
|-----------|----------------------|---------------|-------------|---------------|-------------|-----------------|------|---------------|---------------|-------------|------------------------------|-------------|-----------------|--|--|--|--|--|--|--|
| 20 | Edd STRAW | | | | | | | | | | Speedworks Motorsport | | | | | | | | | |
| 1 - | | 43.380 | | 32.248 | 38.2 | 1:43.994 | 10 - | 20.237 | 23.640 | 95.6 | 18.223 | 84.9 | 1:02.100 | | | | | | | |
| 2 - | 55.829 | 25.101 | 93.9 | 18.911 | 83.2 | 1:39.841 | 11 - | 20.537 | 24.871 | 92.6 | 18.485 | 81.6 | 1:03.893 | | | | | | | |
| 3 - | 20.656 | 24.337 | 94.5 | 18.442 | 84.6 | 1:03.435 | 12 - | 20.389 | 23.730 | 94.8 | 18.331 | 83.8 | 1:02.450 | | | | | | | |
| 4 - | 20.561 | 24.041 | 93.5 | 18.669 | 82.8 | 1:03.271 | 13 - | 19.814 | 23.671 | 93.2 | 18.568 | 83.1 | 1:02.053 | | | | | | | |
| 5 - | 20.599 | 23.928 | 92.9 | 20.662 | 68.0 | 1:05.189 | 14 - | 19.980 | 23.505 | 94.8 | 18.600 | 82.8 | 1:02.085 | | | | | | | |
| 6 - | 23.289 | 29.224 | 60.1 | 23.484 | 66.6 | 1:15.997 | 15 - | 19.941 | 24.059 | 92.9 | 18.517 | 83.8 | 1:02.517 | | | | | | | |
| 7 - | 28.168 | 28.840 | 52.8 | 23.481 | 66.5 | 1:20.489 | 16 - | 20.019 | 23.791 | 94.4 | 18.540 | 82.0 | 1:02.350 | | | | | | | |
| 8 - | 28.220 | 25.679 | 92.8 | 19.675 | 85.3 | 1:13.574 | 17 - | 20.103 | 24.036 | 89.1 | 18.777 | 83.0 | 1:02.916 | | | | | | | |
| 9 - | 20.000 | 25.455 | 94.5 | 18.331 | 85.4 | 1:03.786 | 18 - | 20.184 | 24.157 | 94.1 | 18.788 | 77.0 | 1:03.129 | | | | | | | |
| 21 | Richard SYKES | | | | | | | | | | Speedworks Motorsport | | | | | | | | | |
| 1 - | | 25.159 | 94.7 | 18.226 | 86.4 | 1:10.466 | 11 - | 19.520 | 24.306 | 94.4 | 18.443 | 86.0 | 1:02.269 | | | | | | | |
| 2 - | 20.149 | 23.771 | 97.3 | 18.233 | 84.8 | 1:02.153 | 12 - | 20.047 | 24.141 | 94.3 | 18.327 | 85.5 | 1:02.515 | | | | | | | |
| 3 - | 20.007 | 23.952 | 95.9 | 17.865 | 86.5 | 1:01.824 | 13 - | 20.198 | 24.276 | 94.9 | 18.025 | 85.8 | 1:02.499 | | | | | | | |
| 4 - | 19.637 | 23.915 | 95.9 | 17.961 | 85.7 | 1:01.513 | 14 - | 19.448 | 23.256 | 96.1 | 17.757 | 86.8 | 1:00.461 | | | | | | | |
| 5 - | 19.472 | 23.632 | 96.4 | 17.878 | 86.8 | 1:00.982 | 15 - | 19.558 | 24.034 | 94.7 | 17.874 | 86.1 | 1:01.466 | | | | | | | |
| 6 - | 19.683 | 23.688 | 96.0 | 17.979 | 83.9 | 1:01.350 | 16 - | 19.391 | 23.530 | 95.3 | 17.846 | 86.1 | 1:00.767 | | | | | | | |
| 7 - | 27.856 | 35.233 | 56.7 | 23.490 | 55.1 | 1:26.579 | 17 - | 19.393 | 23.322 | 95.6 | 17.901 | 86.1 | 1:00.616 | | | | | | | |
| 8 - | 27.699 | 29.657 | 58.1 | 24.881 | 48.3 | 1:22.237 | 18 - | 19.463 | 23.219 | 96.3 | 17.808 | 86.4 | 1:00.490 | | | | | | | |
| 9 - | 26.373 | 26.506 | 76.5 | 23.024 | 85.9 | 1:15.903 | 19 - | 19.206 | 24.227 | 94.7 | 18.004 | 86.9 | 1:01.437 | | | | | | | |
| 10 - | 19.736 | 23.648 | 97.1 | 17.905 | 86.5 | 1:01.289 | | | | | | | | | | | | | | |
| 27 | Neil HOUSTON | | | | | | | | | | FNH Racing | | | | | | | | | |
| 1 - | | 25.701 | 90.0 | 18.637 | 85.1 | 1:11.768 | 7 - | 23.319 | 34.269 | 54.9 | 23.658 | 55.2 | 1:21.246 | | | | | | | |
| 2 - | 20.074 | 24.355 | 94.9 | 18.079 | 86.3 | 1:02.508 | 8 - | 28.645 | 29.790 | 52.7 | 23.663 | 57.6 | 1:22.098 | | | | | | | |
| 3 - | 20.356 | 24.269 | 95.6 | 18.657 | 84.4 | 1:03.282 | 9 - | 27.880 | 25.056 | 94.3 | 21.510 | 86.5 | 1:14.446 | | | | | | | |
| 4 - | 20.013 | 24.302 | 94.1 | 18.267 | 85.6 | 1:02.582 | 10 - | 20.495 | 25.086 | 95.3 | 18.171 | 86.5 | 1:03.752 | | | | | | | |
| 5 - | 19.856 | 24.048 | 94.7 | 19.427 | 83.4 | 1:03.331 | 11 - | 20.048 | 24.149 | 94.9 | 18.454 | 85.3 | 1:02.651 | | | | | | | |
| 6 - | 20.192 | 24.294 | 94.3 | 18.769 | 84.8 | 1:03.255 | 12 - | 20.733 | 1:02.606 | 56.3 | 34.566 | 39.6 | 1:57.905 | | | | | | | |
| 28 | Kieran VERNON | | | | | | | | | | TFC Smiley | | | | | | | | | |
| 1 - | | 23.901 | 94.4 | 17.986 | 87.3 | 1:04.642 | 11 - | 19.015 | 22.913 | 96.3 | 17.499 | 88.3 | 59.427 | | | | | | | |
| 2 - | 19.442 | 23.274 | 95.3 | 17.737 | 87.7 | 1:00.453 | 12 - | 19.068 | 22.894 | 96.3 | 17.556 | 88.3 | 59.518 | | | | | | | |
| 3 - | 19.201 | 23.189 | 95.9 | 17.672 | 88.1 | 1:00.062 | 13 - | 19.086 | 22.899 | 96.0 | 17.462 | 88.0 | 59.447 | | | | | | | |
| 4 - | 19.437 | 23.161 | 95.7 | 17.705 | 88.0 | 1:00.303 | 14 - | 19.135 | 22.938 | 95.9 | 17.824 | 85.6 | 59.897 | | | | | | | |
| 5 - | 19.046 | 23.010 | 95.5 | 17.609 | 88.3 | 59.665 | 15 - | 19.954 | 22.822 | 98.0 | 17.422 | 89.1 | 1:00.198 | | | | | | | |
| 6 - | 19.209 | 22.795 | 95.6 | 21.532 | 48.5 | 1:03.536 | 16 - | 18.956 | 22.610 | 98.8 | 17.689 | 88.2 | 59.255 | | | | | | | |
| 7 - | 31.630 | 33.871 | 65.5 | 23.559 | 56.0 | 1:29.060 | 17 - | 19.073 | 22.694 | 97.0 | 17.397 | 88.0 | 59.158 | | | | | | | |
| 8 - | 24.141 | 32.792 | 64.1 | 23.177 | 63.9 | 1:20.110 | 18 - | 18.972 | 22.751 | 95.5 | 17.861 | 85.4 | 59.584 | | | | | | | |
| 9 - | 25.190 | 30.425 | 58.5 | 24.783 | 85.9 | 1:20.398 | 19 - | 19.157 | 22.749 | 97.4 | 17.420 | 88.2 | 59.326 | | | | | | | |
| 10 - | 19.358 | 23.011 | 97.0 | 17.562 | 88.1 | 59.931 | | | | | | | | | | | | | | |
| 38 | Wayne AUSTIN | | | | | | | | | | Tockwith Motorsport | | | | | | | | | |
| 1 - | | 28.556 | 56.7 | 20.239 | 83.5 | 1:19.803 | 11 - | 19.933 | 24.050 | 95.3 | 18.253 | 84.9 | 1:02.236 | | | | | | | |
| 2 - | 20.295 | 24.862 | 94.5 | 18.625 | 84.5 | 1:03.782 | 12 - | 21.051 | 23.789 | 96.4 | 18.649 | 84.4 | 1:03.489 | | | | | | | |
| 3 - | 20.175 | 25.446 | 93.1 | 18.504 | 84.4 | 1:04.125 | 13 - | 21.371 | 24.509 | 95.5 | 18.963 | 83.2 | 1:04.843 | | | | | | | |
| 4 - | 19.738 | 24.455 | 93.6 | 18.479 | 85.2 | 1:02.672 | 14 - | 20.441 | 24.186 | 95.3 | 18.475 | 84.3 | 1:03.102 | | | | | | | |
| 5 - | 26.982 | 24.889 | 91.7 | 18.858 | 82.6 | 1:10.729 | 15 - | 20.328 | 40.319 | 90.9 | 18.732 | 82.8 | 1:19.379 | | | | | | | |
| 6 - | 20.218 | 24.538 | 93.1 | 18.692 | 83.8 | 1:03.448 | 16 - | 19.712 | 24.238 | 92.9 | 18.511 | 83.2 | 1:02.461 | | | | | | | |
| 7 - | 20.935 | 26.402 | 63.9 | 23.327 | 75.7 | 1:10.664 | 17 - | 19.687 | 24.574 | 92.3 | 18.499 | 82.7 | 1:02.760 | | | | | | | |
| 8 - | 28.060 | 28.214 | 63.5 | 23.297 | 71.7 | 1:19.571 | 18 - | 19.513 | 24.013 | 93.3 | 18.355 | 83.5 | 1:01.881 | | | | | | | |
| 9 - | 29.147 | 26.169 | 87.5 | 19.360 | 85.2 | 1:14.676 | 19 - | 19.563 | 24.174 | 92.9 | 18.564 | 82.3 | 1:02.301 | | | | | | | |
| 10 - | 19.923 | 24.134 | 93.6 | 18.523 | 85.5 | 1:02.580 | | | | | | | | | | | | | | |
| 46 | Andrew SMITH | | | | | | | | | | | | | | | | | | | |
| 1 - | | 23.886 | 96.0 | 18.336 | 87.3 | 1:08.493 | 11 - | 19.351 | 23.271 | 97.0 | 17.821 | 86.1 | 1:00.443 | | | | | | | |
| 2 - | 20.081 | 23.343 | 97.3 | 18.155 | 85.9 | 1:01.579 | 12 - | 19.407 | 23.151 | 97.0 | 17.825 | 86.1 | 1:00.383 | | | | | | | |
| 3 - | 19.977 | 23.334 | 97.3 | 18.527 | 84.5 | 1:01.838 | 13 - | 19.462 | 23.040 | 97.3 | 17.687 | 86.6 | 1:00.189 | | | | | | | |
| 4 - | 19.676 | 23.367 | 97.5 | 18.079 | 86.9 | 1:01.122 | 14 - | 19.439 | 23.166 | 97.0 | 17.653 | 86.7 | 1:00.258 | | | | | | | |
| 5 - | 19.507 | 23.583 | 95.5 | 17.985 | 86.6 | 1:01.075 | 15 - | 19.282 | 23.015 | 97.7 | 17.665 | 86.8 | 59.962 | | | | | | | |
| 6 - | 19.532 | 23.646 | 92.9 | 18.374 | 69.8 | 1:01.552 | 16 - | 19.221 | 22.973 | 98.0 | 17.837 | 87.0 | 1:00.031 | | | | | | | |
| 7 - | 29.456 | 35.762 | 56.2 | 23.384 | 56.7 | 1:28.602 | 17 - | 19.206 | 23.052 | 97.3 | 17.926 | 86.8 | 1:00.184 | | | | | | | |
| 8 - | 27.474 | 30.124 | 53.8 | 24.467 | 49.2 | 1:22.065 | 18 - | 19.377 | 23.140 | 94.8 | 18.049 | 83.5 | 1:00.566 | | | | | | | |

Knockhill
 Circuit Length = 1.2713 miles
 Start: 10:20 End: 10:41

Weather / Track : Cloudy / Dry

Texaco Havoline Championship
RACE 6 - SECTOR ANALYSIS

| | | | | | | | | | | | | | |
|-----------|---|--------|------|--------|------|----------|------|--------|--------|------|--------|------|----------|
| 9 - | 26.277 | 26.739 | 78.2 | 22.135 | 87.7 | 1:15.151 | 19 - | 19.727 | 23.347 | 97.5 | 17.804 | 86.6 | 1:00.878 |
| 10 - | 19.890 | 23.292 | 97.1 | 17.912 | 87.5 | 1:01.094 | | | | | | | |
| 51 | Russel MCCARTHY | | | | | | | | | | | | |
| 1 - | | 23.998 | 97.7 | 18.194 | 86.3 | 1:06.440 | 11 - | 19.231 | 23.034 | 97.1 | 17.642 | 87.0 | 59.907 |
| 2 - | 19.565 | 23.678 | 96.0 | 17.737 | 86.7 | 1:00.980 | 12 - | 19.388 | 23.323 | 96.6 | 17.748 | 86.3 | 1:00.459 |
| 3 - | 19.593 | 23.626 | 95.9 | 18.240 | 86.9 | 1:01.459 | 13 - | 20.242 | 23.501 | 96.1 | 17.763 | 86.0 | 1:01.506 |
| 4 - | 19.651 | 23.805 | 95.5 | 18.060 | 86.4 | 1:01.516 | 14 - | 19.229 | 23.228 | 96.3 | 17.783 | 86.0 | 1:00.240 |
| 5 - | 19.985 | 24.637 | 96.7 | 17.819 | 87.2 | 1:02.441 | 15 - | 19.421 | 23.381 | 96.1 | 17.793 | 86.0 | 1:00.595 |
| 6 - | 19.465 | 23.272 | 96.7 | 18.704 | 58.4 | 1:01.441 | 16 - | 19.201 | 23.161 | 95.9 | 17.642 | 86.0 | 1:00.004 |
| 7 - | 29.625 | 35.021 | 57.3 | 23.110 | 62.2 | 1:27.756 | 17 - | 19.317 | 23.051 | 95.9 | 17.917 | 85.3 | 1:00.285 |
| 8 - | 27.870 | 29.758 | 49.7 | 24.080 | 50.3 | 1:21.708 | 18 - | 19.339 | 23.413 | 94.5 | 18.303 | 86.8 | 1:01.055 |
| 9 - | 26.637 | 27.383 | 74.3 | 22.334 | 86.4 | 1:16.354 | 19 - | 19.434 | 23.258 | 95.3 | 18.292 | 87.6 | 1:00.984 |
| 10 - | 19.650 | 23.089 | 98.3 | 17.778 | 86.8 | 1:00.517 | | | | | | | |
| 52 | Spencer MCCARTHY McCarthy Technology Services Ltd | | | | | | | | | | | | |
| 1 - | | 24.182 | 96.6 | 18.114 | 87.0 | 1:05.593 | 11 - | 19.156 | 22.537 | 99.6 | 17.657 | 88.7 | 59.350 |
| 2 - | 19.525 | 23.218 | 98.1 | 17.897 | 86.9 | 1:00.640 | 12 - | 18.975 | 22.789 | 99.7 | 17.941 | 84.9 | 59.705 |
| 3 - | 19.316 | 22.983 | 99.3 | 17.787 | 87.6 | 1:00.086 | 13 - | 19.061 | 22.604 | 98.0 | 17.539 | 87.6 | 59.204 |
| 4 - | 19.227 | 22.909 | 99.6 | 17.842 | 88.4 | 59.978 | 14 - | 19.020 | 22.489 | 98.8 | 17.399 | 87.5 | 58.908 |
| 5 - | 19.321 | 23.056 | 98.5 | 17.637 | 87.8 | 1:00.014 | 15 - | 19.045 | 22.908 | 96.4 | 17.695 | 87.5 | 59.648 |
| 6 - | 19.276 | 23.003 | 97.5 | 22.138 | 45.3 | 1:04.417 | 16 - | 18.970 | 22.955 | 96.7 | 18.090 | 88.9 | 1:00.015 |
| 7 - | 30.919 | 34.734 | 61.1 | 22.818 | 53.3 | 1:28.471 | 17 - | 19.300 | 22.880 | 97.8 | 17.473 | 87.8 | 59.653 |
| 8 - | 26.513 | 30.976 | 61.7 | 24.118 | 55.4 | 1:21.607 | 18 - | 19.065 | 22.903 | 97.5 | 17.605 | 88.1 | 59.573 |
| 9 - | 24.838 | 28.990 | 68.7 | 24.245 | 86.5 | 1:18.073 | 19 - | 19.077 | 22.630 | 99.1 | 17.365 | 89.1 | 59.072 |
| 10 - | 19.347 | 23.003 | 99.6 | 17.995 | 87.3 | 1:00.345 | | | | | | | |
| 74 | Peter DIGNAN Pistonheads | | | | | | | | | | | | |
| 1 - | | | | | | 1:18.401 | 11 - | | | | | | 1:01.180 |
| 2 - | | | | | | 1:03.231 | 12 - | | | | | | 1:01.262 |
| 3 - | | | | | | 1:02.587 | 13 - | | | | | | 1:04.072 |
| 4 - | | | | | | 1:02.404 | 14 - | | | | | | 1:01.894 |
| 5 - | | | | | | 1:02.482 | 15 - | | | | | | 1:02.020 |
| 6 - | | | | | | 1:02.527 | 16 - | | | | | | 1:02.528 |
| 7 - | | | | | | 1:17.526 | 17 - | | | | | | 1:03.490 |
| 8 - | | | | | | 1:21.340 | 18 - | | | | | | 1:01.311 |
| 9 - | | | | | | 1:14.207 | 19 - | | | | | | 1:01.267 |
| 10 - | | | | | | 1:02.693 | | | | | | | |
| 99 | Phil SYKES Speedworks | | | | | | | | | | | | |
| 1 - | | 24.139 | 97.3 | 18.337 | 84.5 | 1:07.723 | 8 - | 26.425 | 31.339 | 57.5 | 24.000 | 55.2 | 1:21.764 |
| 2 - | 20.159 | 23.642 | 95.7 | 18.260 | 87.3 | 1:02.061 | 9 - | 25.837 | 27.355 | 86.7 | 23.890 | 87.2 | 1:17.082 |
| 3 - | 19.788 | 23.331 | 98.0 | 17.780 | 85.9 | 1:00.899 | 10 - | 19.627 | 23.139 | 97.4 | 17.712 | 87.3 | 1:00.478 |
| 4 - | 19.633 | 23.399 | 96.4 | 17.887 | 86.9 | 1:00.919 | 11 - | 19.212 | 22.761 | 98.7 | 17.946 | 83.7 | 59.919 |
| 5 - | 19.471 | 23.503 | 96.3 | 17.974 | 86.6 | 1:00.948 | 12 - | 19.381 | 23.169 | 95.9 | 17.620 | 87.6 | 1:00.170 |
| 6 - | 19.366 | 23.193 | 96.3 | 18.583 | 55.7 | 1:01.142 | 13 - | 28.332 | 26.090 | 96.1 | 18.474 | 83.1 | 1:12.896 |
| 7 - | 29.492 | 34.821 | 59.0 | 22.736 | 56.1 | 1:27.049 | 14 - | 19.921 | 23.212 | 96.4 | 17.679 | 86.3 | 1:00.812 |

Knockhill
 Circuit Length = 1.2713 miles
 Start: 10:20 End: 10:41

Weather / Track : Cloudy / Dry

Texaco Havoline Championship

RACE 6 - BEST SECTOR TIMES

| SECTOR 1 | | | SECTOR 2 | | | SECTOR 3 | | | IDEAL / BEST COMPARISON | | | | | | |
|----------|----|----------|----------|----|----------|----------|----|----------|-------------------------|-----|----|----------|-------------|----------|-------|
| POS | NO | NAME | TIME | NO | NAME | TIME | NO | NAME | TIME | POS | NO | NAME | IDEAL | BEST | DIFF |
| 1 | 3 | BARRATT | 18.875 | 52 | MCCARTHY | 22.489 | 52 | MCCARTHY | 17.365 | 1 | 52 | MCCARTHY | 58.824 | 58.908 | 0.084 |
| 2 | 28 | VERNON | 18.956 | 28 | VERNON | 22.610 | 28 | VERNON | 17.391 | 2 | 28 | VERNON | 58.957 | 59.158 | 0.201 |
| 3 | 52 | MCCARTHY | 18.970 | 4 | MARSH | 22.616 | 3 | BARRATT | 17.483 | 3 | 3 | BARRATT | 59.152 | 59.290 | 0.138 |
| 4 | 4 | MARSH | 19.081 | 99 | SYKES | 22.761 | 99 | SYKES | 17.620 | 4 | 4 | MARSH | 59.363 | 59.577 | 0.214 |
| 5 | 51 | MCCARTHY | 19.201 | 3 | BARRATT | 22.794 | 14 | MORGAN | 17.638 | 5 | 99 | SYKES | 59.593 | 59.919 | 0.326 |
| 6 | 21 | SYKES | 19.206 | 46 | SMITH | 22.973 | 51 | MCCARTHY | 17.642 | 6 | 46 | SMITH | 59.832 | 59.962 | 0.130 |
| 7 | 46 | SMITH | 19.206 | 51 | MCCARTHY | 23.034 | 18 | SHEARD | 17.643 | 7 | 51 | MCCARTHY | 59.877 | 59.907 | 0.030 |
| 8 | 99 | SYKES | 19.212 | 18 | SHEARD | 23.153 | 46 | SMITH | 17.653 | 8 | 18 | SHEARD | 1:00.122 | 1:00.412 | 0.290 |
| 9 | 18 | SHEARD | 19.326 | 6 | FLOWERS | 23.192 | 4 | MARSH | 17.666 | 9 | 21 | SYKES | 1:00.182 | 1:00.461 | 0.279 |
| 10 | 6 | FLOWERS | 19.378 | 21 | SYKES | 23.219 | 21 | SYKES | 17.757 | 10 | 14 | MORGAN | 1:00.454 | 1:00.594 | 0.140 |
| 11 | 14 | MORGAN | 19.438 | 9 | SIMMS | 23.374 | 5 | RIGBY | 17.864 | 11 | 6 | FLOWERS | 1:00.536 | 1:01.207 | 0.671 |
| 12 | 19 | JACKSON | 19.505 | 14 | MORGAN | 23.378 | 17 | MERRY | 17.903 | 12 | 17 | MERRY | 1:01.202 | 1:01.746 | 0.544 |
| 13 | 38 | AUSTIN | 19.513 | 20 | STRAW | 23.505 | 6 | FLOWERS | 17.966 | 13 | 19 | JACKSON | 1:01.224 | 1:01.385 | 0.161 |
| 14 | 17 | MERRY | 19.715 | 17 | MERRY | 23.584 | 27 | HOUSTON | 18.079 | 14 | 20 | STRAW | 1:01.542 | 1:02.053 | 0.511 |
| 15 | 11 | RALPH | 19.759 | 19 | JACKSON | 23.623 | 19 | JACKSON | 18.096 | 15 | 38 | AUSTIN | 1:01.555 | 1:01.881 | 0.326 |
| 16 | 5 | RIGBY | 19.781 | 11 | RALPH | 23.786 | 11 | RALPH | 18.100 | 16 | 11 | RALPH | 1:01.645 | 1:02.151 | 0.506 |
| 17 | 20 | STRAW | 19.814 | 38 | AUSTIN | 23.789 | 20 | STRAW | 18.223 | 17 | 5 | RIGBY | 1:01.649 | 1:02.251 | 0.602 |
| 18 | 27 | HOUSTON | 19.856 | 5 | RIGBY | 24.004 | 38 | AUSTIN | 18.253 | 18 | 9 | SIMMS | 1:01.758 | 1:01.818 | 0.060 |
| 19 | 9 | SIMMS | 19.899 | 27 | HOUSTON | 24.048 | 9 | SIMMS | 18.485 | 19 | 27 | HOUSTON | 1:01.983 | 1:02.508 | 0.525 |
| 20 | 7 | WILLIAMS | | 7 | WILLIAMS | | 7 | WILLIAMS | | 20 | 7 | WILLIAMS | | 1:01.954 | 0.000 |
| 21 | 15 | FLETCHER | | 15 | FLETCHER | | 15 | FLETCHER | | 21 | 15 | FLETCHER | | 1:03.118 | 0.000 |
| 22 | 74 | DIGNAN | | 74 | DIGNAN | | 74 | DIGNAN | | 22 | 74 | DIGNAN | | 1:01.180 | 0.000 |
| | | | | | | | | | | | | | Perfect Lap | 58.729 | |

Weather / Track : Cloudy / Dry

www.tsl-timing.com

Knockhill
Circuit Length = 1.2713 miles
Start: 10:20 End: 10:41

Printed - 10.46 Sunday, 13 April 2008

**Texaco Havoline Championship
RACE 6 - SPEED TRAPS**

| SECTOR 1 | | | | SECTOR 2 | | | FINISH LINE | | |
|----------|----|------|-----|----------|------------------|------|-------------|------------------|------|
| POS | NO | NAME | MPH | NO | NAME | MPH | NO | NAME | MPH |
| 1 | | | | 52 | Spencer MCCARTHY | 99.7 | 5 | Steve RIGBY | 89.6 |
| 2 | | | | 4 | Paul MARSH | 99.1 | 28 | Kieran VERNON | 89.1 |
| 3 | | | | 28 | Kieran VERNON | 98.8 | 52 | Spencer MCCARTHY | 89.1 |
| 4 | | | | 6 | Matthew FLOWERS | 98.5 | 14 | Paul MORGAN | 88.1 |
| 5 | | | | 51 | Russel MCCARTHY | 98.3 | 3 | Julian BARRATT | 88.0 |
| 6 | | | | 99 | Phil SYKES | 98.1 | 19 | David JACKSON | 87.7 |
| 7 | | | | 46 | Andrew SMITH | 98.0 | 46 | Andrew SMITH | 87.7 |
| 8 | | | | 9 | Gary SIMMS | 97.7 | 51 | Russel MCCARTHY | 87.6 |
| 9 | | | | 19 | David JACKSON | 97.7 | 99 | Phil SYKES | 87.6 |
| 10 | | | | 18 | Paul SHEARD | 97.5 | 6 | Matthew FLOWERS | 87.4 |
| 11 | | | | 17 | Neil MERRY | 97.3 | 21 | Richard SYKES | 86.9 |
| 12 | | | | 21 | Richard SYKES | 97.3 | 17 | Neil MERRY | 86.8 |
| 13 | | | | 3 | Julian BARRATT | 97.1 | 27 | Neil HOUSTON | 86.5 |
| 14 | | | | 14 | Paul MORGAN | 96.6 | 9 | Gary SIMMS | 86.4 |
| 15 | | | | 38 | Wayne AUSTIN | 96.4 | 4 | Paul MARSH | 86.1 |
| 16 | | | | 11 | Michael RALPH | 96.1 | 18 | Paul SHEARD | 86.1 |
| 17 | | | | 5 | Steve RIGBY | 95.7 | 38 | Wayne AUSTIN | 85.5 |
| 18 | | | | 20 | Edd STRAW | 95.6 | 20 | Edd STRAW | 85.4 |
| 19 | | | | 27 | Neil HOUSTON | 95.6 | 11 | Michael RALPH | 84.1 |
| 20 | | | | | | | | | |
| 21 | | | | | | | | | |
| 22 | | | | | | | | | |

Texaco Havoline Championship

RACE 11 - RESTARTED - CLASSIFICATION - AMENDED

| POS | NO | CL | DRIVER / TEAM | CAR | LAPS | TIME | GAP | DIFF | MPH | BEST | ON |
|----------------|----|----|---|-------------|------|-----------|---------------|--------|-----------|------------|----|
| 1 | 99 | - | Phil SYKES Speedworks | Ginetta G20 | 14 | 15:05.673 | | | 70.74 | 1:02.155 | 14 |
| 2 | 4 | - | Paul MARSH Tockwith Motorsport | Ginetta G20 | 14 | 15:12.960 | 7.287 | 7.287 | 70.18 | 1:02.609 | 14 |
| 3 | 74 | - | Peter DIGNAN Pistonheads | Ginetta G20 | 14 | 15:17.877 | 12.204 | 4.917 | 69.80 | 1:03.001 | 11 |
| 4 | 3 | - | Julian BARRATT Reflex Racing | Ginetta G20 | 14 | 15:25.724 | 20.051 | 7.847 | 69.21 | 1:03.833 | 9 |
| 5 | 28 | - | Kieran VERNON TFC Smiley | Ginetta G20 | 14 | 15:30.730 | 25.057 | 5.006 | 68.84 | 1:03.771 | 13 |
| 6 | 19 | - | David JACKSON Speedworks Motorsport | Ginetta G20 | 14 | 15:31.558 | 25.885 | 0.828 | 68.78 | 1:03.895 | 13 |
| 7 | 52 | - | Spencer MCCARTHY McCarthy Technology Services Ltd | Ginetta G20 | 14 | 15:32.070 | 26.397 | 0.512 | 68.74 | 1:03.566 | 14 |
| 8 | 5 | - | Steve RIGBY Reflex Racing | Ginetta G20 | 14 | 15:35.522 | 29.849 | 3.452 | 68.49 | 1:04.294 | 11 |
| 9 | 17 | - | Neil MERRY Speedworks Motorsport | Ginetta G20 | 14 | 15:45.829 | 40.156 | 10.307 | 67.74 | 1:04.841 | 12 |
| 10 | 9 | - | Gary SIMMS Optimum Motorsport | Ginetta G20 | 14 | 15:46.764 | 41.091 | 0.935 | 67.67 | 1:04.694 | 14 |
| 11 | 38 | - | Wayne AUSTIN Tockwith Motorsport | Ginetta G20 | 14 | 15:49.199 | 43.526 | 2.435 | 67.50 | 1:05.004 | 8 |
| 12 | 15 | - | Emily FLETCHER Rob Austin Racing | Ginetta G20 | 14 | 15:51.465 | 45.792 | 2.266 | 67.34 | 1:04.750 | 11 |
| 13 | 46 | - | Andrew SMITH | Ginetta G20 | 14 | 15:52.399 | 46.726 | 0.934 | 67.27 | 1:05.184 | 11 |
| 14 | 20 | - | Edd STRAW Speedworks Motorsport | Ginetta G20 | 13 | 15:14.545 | 1 lap | 1 lap | 65.05 | 1:06.770 | 13 |
| 15 | 6 | - | Matthew FLOWERS Optimum Motorsport | Ginetta G20 | 13 | 15:31.796 | 1 lap | 17.251 | 63.85 | 1:07.070 | 11 |
| 16 | 7 | - | Steve WILLIAMS Optimum Motorsport | Ginetta G20 | 13 | 16:11.369 | 1 lap | 39.573 | 61.25 | 1:12.450 | 12 |
| NOT CLASSIFIED | | | | | | | | | | | |
| DQ | 18 | - | Paul SHEARD Speedworks Motorsport | Ginetta G20 | | | | | | | |
| DQ | 21 | - | Richard SYKES Speedworks Motorsport | Ginetta G20 | | | | | | | |
| FASTEST LAP | | | | | | | | | | | |
| | 99 | - | Phil SYKES Speedworks | Ginetta G20 | 14 | 1:02.155 | | | 73.63 mph | 118.50 kph | |

Car 4 - 10 Second penalty for being out of position on the Grid
Cars 18 & 21 Excluded from the results for failing post race scrutineering

Weather / Track : Cloudy / Drying

These results are provisional until the conclusion of any judicial and technical matters.

Knockhill
Circuit Length = 1.2713 miles
Start: 15:19 End: 15:36

| | | |
|-------------------|--|--------------|
| Clerk of Course : | | Timekeeper : |
|-------------------|--|--------------|

Texaco Havoline Championship
RACE 11 - RESTARTED - LAP CHART

| Lap 1 | | | Lap 2 | | | Lap 3 | | | Lap 4 | | | Lap 5 | | |
|-------|--------|----------|-------|--------|----------|-------|--------|----------|-------|--------|----------|-------|--------|----------|
| No | Behind | Laptime | No | Behind | Laptime | No | Behind | Laptime | No | Behind | Laptime | No | Behind | Laptime |
| 3 | | 1:13.226 | 18 | | 1:06.060 | 18 | | 1:05.666 | 18 | | 1:04.746 | 18 | | 1:03.632 |
| 4 | 0.241 | 1:13.467 | 4 | 0.500 | 1:06.663 | 4 | 0.861 | 1:06.027 | 4 | 0.533 | 1:04.418 | 4 | 0.612 | 1:03.711 |
| 18 | 0.344 | 1:13.570 | 3 | 2.380 | 1:08.784 | 99 | 3.419 | 1:06.250 | 99 | 2.971 | 1:04.298 | 99 | 3.122 | 1:03.783 |
| 28 | 0.509 | 1:13.735 | 99 | 2.835 | 1:08.402 | 21 | 4.234 | 1:06.074 | 21 | 4.124 | 1:04.636 | 21 | 5.076 | 1:04.584 |
| 99 | 0.837 | 1:14.063 | 74 | 3.468 | 1:08.660 | 74 | 4.679 | 1:06.877 | 74 | 4.806 | 1:04.873 | 74 | 6.342 | 1:05.168 |
| 74 | 1.212 | 1:14.438 | 21 | 3.826 | 1:07.034 | 3 | 4.914 | 1:08.200 | 3 | 7.499 | 1:07.331 | 3 | 10.859 | 1:06.992 |
| 21 | 3.196 | 1:16.422 | 28 | 4.071 | 1:09.966 | 28 | 7.152 | 1:08.747 | 28 | 9.492 | 1:07.086 | 28 | 12.530 | 1:06.670 |
| 9 | 3.264 | 1:16.490 | 19 | 4.493 | 1:07.374 | 19 | 7.177 | 1:08.350 | 19 | 9.842 | 1:07.411 | 19 | 13.374 | 1:07.164 |
| 52 | 3.373 | 1:16.599 | 9 | 6.006 | 1:09.146 | 9 | 8.701 | 1:08.361 | 9 | 11.705 | 1:07.750 | 5 | 15.278 | 1:06.735 |
| 19 | 3.523 | 1:16.749 | 52 | 6.839 | 1:09.870 | 5 | 9.417 | 1:07.069 | 5 | 12.175 | 1:07.504 | 9 | 16.387 | 1:08.314 |
| 46 | 4.165 | 1:17.391 | 46 | 7.821 | 1:10.060 | 52 | 9.644 | 1:08.471 | 52 | 12.812 | 1:07.914 | 52 | 16.463 | 1:07.283 |
| 17 | 5.555 | 1:18.781 | 5 | 8.014 | 1:08.561 | 17 | 11.490 | 1:08.386 | 17 | 14.320 | 1:07.576 | 17 | 18.223 | 1:07.535 |
| 6 | 5.659 | 1:18.885 | 17 | 8.770 | 1:09.619 | 46 | 11.998 | 1:09.843 | 46 | 16.501 | 1:09.249 | 46 | 21.530 | 1:08.661 |
| 5 | 5.857 | 1:19.083 | 6 | 10.009 | 1:10.754 | 6 | 14.703 | 1:10.360 | 38 | 19.503 | 1:09.147 | 38 | 22.319 | 1:06.448 |
| 38 | 6.289 | 1:19.515 | 38 | 10.246 | 1:10.361 | 38 | 15.102 | 1:10.522 | 15 | 24.113 | 1:06.668 | 15 | 26.772 | 1:06.291 |
| 20 | 7.674 | 1:20.900 | 7 | 20.317 | 1:17.466 | 15 | 22.191 | 1:06.978 | 6 | 29.734 | 1:19.777 | 20 | 35.809 | 1:09.093 |
| 7 | 9.255 | 1:22.481 | 20 | 20.574 | 1:19.304 | 20 | 24.527 | 1:09.619 | 20 | 30.348 | 1:10.567 | 6 | 45.738 | 1:19.636 |
| 15 | 18.276 | 1:31.502 | 15 | 20.879 | 1:09.007 | 7 | 28.148 | 1:13.497 | 7 | 37.946 | 1:14.544 | 7 | 47.983 | 1:13.669 |

Texaco Havoline Championship

RACE 11 - RESTARTED - LAP CHART

| Lap 6 | | | Lap 7 | | | Lap 8 | | | Lap 9 | | | Lap 10 | | |
|-------|--------|----------|-------|----------|----------|-------|--------|----------|-------|--------|----------|--------|----------|----------|
| No | Behind | Laptime | No | Behind | Laptime | No | Behind | Laptime | No | Behind | Laptime | No | Behind | Laptime |
| 18 | | 1:03.588 | 18 | | 1:02.820 | 18 | | 1:02.624 | 18 | | 1:03.233 | 18 | | 1:02.800 |
| 4 | 0.452 | 1:03.428 | 4 | 0.649 | 1:03.017 | 4 | 0.647 | 1:02.622 | 4 | 0.381 | 1:02.967 | 4 | 0.435 | 1:02.854 |
| 99 | 3.145 | 1:03.611 | 99 | 3.858 | 1:03.533 | 99 | 4.761 | 1:03.527 | 6 | 1 LAP | 1:09.157 | 99 | 5.473 | 1:03.694 |
| 21 | 5.310 | 1:03.822 | 21 | 6.043 | 1:03.553 | 7 | 1 LAP | 1:14.667 | 99 | 4.579 | 1:03.051 | 21 | 8.031 | 1:03.966 |
| 74 | 8.031 | 1:05.277 | 74 | 9.953 | 1:04.742 | 21 | 6.855 | 1:03.436 | 21 | 6.865 | 1:03.243 | 6 | 1 LAP | 1:10.648 |
| 3 | 13.333 | 1:06.062 | 3 | 16.196 | 1:05.683 | 74 | 11.905 | 1:04.576 | 74 | 14.273 | 1:05.601 | 74 | 15.192 | 1:03.719 |
| 28 | 15.273 | 1:06.331 | 28 | 18.111 | 1:05.658 | 3 | 18.316 | 1:04.744 | 7 | 1 LAP | 1:14.669 | 3 | 20.124 | 1:04.008 |
| 19 | 16.401 | 1:06.615 | 19 | 19.042 | 1:05.461 | 28 | 21.089 | 1:05.602 | 3 | 18.916 | 1:03.833 | 28 | 25.253 | 1:04.952 |
| 5 | 18.103 | 1:06.413 | 5 | 20.652 | 1:05.369 | 19 | 21.778 | 1:05.360 | 28 | 23.101 | 1:05.245 | 19 | 26.209 | 1:04.906 |
| 52 | 18.883 | 1:06.008 | 52 | 21.382 | 1:05.319 | 5 | 23.172 | 1:05.144 | 19 | 24.103 | 1:05.558 | 5 | 27.014 | 1:05.274 |
| 9 | 20.235 | 1:07.436 | 9 | 24.384 | 1:06.969 | 52 | 24.131 | 1:05.373 | 5 | 24.540 | 1:04.601 | 52 | 27.832 | 1:04.731 |
| 17 | 21.466 | 1:06.831 | 17 | 24.945 | 1:06.299 | 9 | 27.614 | 1:05.854 | 52 | 25.901 | 1:05.003 | 7 | 1 LAP | 1:14.510 |
| 46 | 25.633 | 1:07.691 | 38 | 30.282 | 1:06.630 | 17 | 27.948 | 1:05.627 | 17 | 30.889 | 1:06.174 | 17 | 35.008 | 1:06.919 |
| 38 | 26.472 | 1:07.741 | 46 | 30.837 | 1:08.024 | 38 | 32.662 | 1:05.004 | 9 | 31.097 | 1:06.716 | 9 | 35.411 | 1:07.114 |
| 15 | 29.489 | 1:06.305 | 15 | 33.102 | 1:06.433 | 46 | 34.528 | 1:06.315 | 38 | 34.932 | 1:05.503 | 38 | 37.497 | 1:05.365 |
| 20 | 40.344 | 1:08.123 | 20 | 45.607 | 1:08.083 | 15 | 35.922 | 1:05.444 | 46 | 37.157 | 1:05.862 | 46 | 39.959 | 1:05.602 |
| 6 | 53.976 | 1:11.826 | 6 | 1:00.719 | 1:09.563 | 20 | 50.597 | 1:07.614 | 15 | 37.776 | 1:05.087 | 15 | 41.017 | 1:06.041 |
| 7 | 57.582 | 1:13.187 | | | | | | | 20 | 54.411 | 1:07.047 | 20 | 1:01.328 | 1:09.717 |

Texaco Havoline Championship
RACE 11 - RESTARTED - LAP CHART

| Lap 11 | | | Lap 12 | | | Lap 13 | | | Lap 14 | | |
|--------|--------|----------|--------|--------|----------|--------|--------|----------|--------|--------|----------|
| No | Behind | Laptime | No | Behind | Laptime | No | Behind | Laptime | No | Behind | Laptime |
| 18 | | 1:03.806 | 18 | | 1:03.239 | 18 | | 1:03.292 | 18 | | 1:02.719 |
| 4 | 0.453 | 1:03.824 | 4 | 1.311 | 1:04.097 | 4 | 1.275 | 1:03.256 | 4 | 1.165 | 1:02.609 |
| 99 | 4.636 | 1:02.969 | 20 | 1 LAP | 1:08.199 | 99 | 4.442 | 1:03.226 | 99 | 3.878 | 1:02.155 |
| 21 | 7.025 | 1:02.800 | 99 | 4.508 | 1:03.111 | 21 | 5.624 | 1:02.590 | 21 | 5.433 | 1:02.528 |
| 74 | 14.387 | 1:03.001 | 21 | 6.326 | 1:02.540 | 20 | 1 LAP | 1:09.509 | 20 | 1 LAP | 1:06.770 |
| 6 | 1 LAP | 1:07.712 | 74 | 14.948 | 1:03.800 | 74 | 15.436 | 1:03.780 | 74 | 16.082 | 1:03.365 |
| 3 | 20.602 | 1:04.284 | 6 | 1 LAP | 1:07.070 | 3 | 22.659 | 1:04.476 | 3 | 23.929 | 1:03.989 |
| 28 | 25.905 | 1:04.458 | 3 | 21.475 | 1:04.112 | 6 | 1 LAP | 1:08.564 | 28 | 28.935 | 1:04.087 |
| 19 | 26.987 | 1:04.584 | 28 | 27.088 | 1:04.422 | 28 | 27.567 | 1:03.771 | 19 | 29.763 | 1:04.011 |
| 5 | 27.502 | 1:04.294 | 19 | 27.868 | 1:04.120 | 19 | 28.471 | 1:03.895 | 6 | 1 LAP | 1:07.844 |
| 52 | 28.201 | 1:04.175 | 52 | 28.744 | 1:03.782 | 52 | 29.428 | 1:03.976 | 52 | 30.275 | 1:03.566 |
| 17 | 37.824 | 1:06.622 | 5 | 29.152 | 1:04.889 | 5 | 31.248 | 1:05.388 | 5 | 33.727 | 1:05.198 |
| 9 | 38.530 | 1:06.925 | 17 | 39.426 | 1:04.841 | 17 | 41.610 | 1:05.476 | 17 | 44.034 | 1:05.143 |
| 38 | 39.369 | 1:05.678 | 9 | 41.029 | 1:05.738 | 9 | 42.994 | 1:05.257 | 9 | 44.969 | 1:04.694 |
| 7 | 1 LAP | 1:13.984 | 38 | 41.635 | 1:05.505 | 38 | 44.641 | 1:06.298 | 38 | 47.404 | 1:05.482 |
| 46 | 41.337 | 1:05.184 | 46 | 44.320 | 1:06.222 | 46 | 47.078 | 1:06.050 | 15 | 49.670 | 1:05.199 |
| 15 | 41.961 | 1:04.750 | 15 | 45.129 | 1:06.407 | 15 | 47.190 | 1:05.353 | 46 | 50.604 | 1:06.245 |
| | | | 7 | 1 LAP | 1:13.789 | 7 | 1 LAP | 1:12.450 | 7 | 1 LAP | 1:12.456 |

Texaco Havoline Championship
RACE 11 - RESTARTED - SECTOR ANALYSIS

| | | | | | | | | | | | | | |
|-----------|------------------------|---------------|-------------|---------------|----------------------------|----------|------|---------------|---------------|-------------|---------------|-------------|-----------------|
| 3 | Julian BARRATT | | | | Reflex Racing | | | | | | | | |
| 1 - | | 27.895 | 89.0 | 19.189 | 85.9 | 1:13.226 | 8 - | 21.437 | 25.384 | 93.9 | 17.923 | 86.5 | 1:04.744 |
| 2 - | 22.946 | 26.952 | 92.7 | 18.886 | 86.7 | 1:08.784 | 9 - | 21.030 | 24.948 | 94.5 | 17.855 | 87.4 | 1:03.833 |
| 3 - | 21.908 | 27.083 | 92.6 | 19.209 | 87.4 | 1:08.200 | 10 - | 21.222 | 24.907 | 94.7 | 17.879 | 86.4 | 1:04.008 |
| 4 - | 21.978 | 26.883 | 92.6 | 18.470 | 86.5 | 1:07.331 | 11 - | 21.076 | 25.146 | 94.8 | 18.062 | 86.4 | 1:04.284 |
| 5 - | 21.935 | 26.573 | 93.5 | 18.484 | 86.6 | 1:06.992 | 12 - | 21.185 | 25.203 | 95.3 | 17.724 | 86.9 | 1:04.112 |
| 6 - | 21.843 | 26.018 | 94.0 | 18.201 | 86.6 | 1:06.062 | 13 - | 21.120 | 25.433 | 94.4 | 17.923 | 87.8 | 1:04.476 |
| 7 - | 21.788 | 25.805 | 93.6 | 18.090 | 85.9 | 1:05.683 | 14 - | 21.197 | 24.881 | 94.4 | 17.911 | 87.6 | 1:03.989 |
| 4 | Paul MARSH | | | | Tockwith Motorsport | | | | | | | | |
| 1 - | | 27.275 | 90.4 | 19.300 | 82.4 | 1:13.467 | 8 - | 20.069 | 24.493 | 96.8 | 18.060 | 85.6 | 1:02.622 |
| 2 - | 21.827 | 25.489 | 90.6 | 19.347 | 79.0 | 1:06.663 | 9 - | 20.361 | 24.403 | 95.7 | 18.203 | 86.1 | 1:02.967 |
| 3 - | 21.588 | 25.920 | 91.9 | 18.519 | 85.2 | 1:06.027 | 10 - | 20.171 | 24.451 | 96.6 | 18.232 | 83.3 | 1:02.854 |
| 4 - | 20.533 | 25.478 | 94.1 | 18.407 | 84.8 | 1:04.418 | 11 - | 20.926 | 25.016 | 96.6 | 17.882 | 85.9 | 1:03.824 |
| 5 - | 20.399 | 25.004 | 94.7 | 18.308 | 84.7 | 1:03.711 | 12 - | 20.206 | 25.740 | 92.7 | 18.151 | 84.5 | 1:04.097 |
| 6 - | 20.231 | 24.645 | 94.4 | 18.552 | 83.3 | 1:03.428 | 13 - | 20.027 | 25.164 | 93.9 | 18.065 | 85.4 | 1:03.256 |
| 7 - | 20.351 | 24.466 | 95.7 | 18.200 | 85.6 | 1:03.017 | 14 - | 20.491 | 24.228 | 95.5 | 17.890 | 86.1 | 1:02.609 |
| 5 | Steve RIGBY | | | | Reflex Racing | | | | | | | | |
| 1 - | | 29.201 | 90.1 | 19.520 | 86.7 | 1:19.083 | 8 - | 21.084 | 25.512 | 94.0 | 18.548 | 87.5 | 1:05.144 |
| 2 - | 21.988 | 27.653 | 91.9 | 18.920 | 88.1 | 1:08.561 | 9 - | 21.040 | 25.178 | 94.1 | 18.383 | 87.5 | 1:04.601 |
| 3 - | 21.665 | 26.697 | 93.5 | 18.707 | 86.6 | 1:07.069 | 10 - | 21.339 | 25.706 | 93.7 | 18.229 | 87.3 | 1:05.274 |
| 4 - | 21.754 | 26.777 | 92.7 | 18.973 | 86.9 | 1:07.504 | 11 - | 20.944 | 25.094 | 94.5 | 18.256 | 88.4 | 1:04.294 |
| 5 - | 21.515 | 26.668 | 92.8 | 18.552 | 86.7 | 1:06.735 | 12 - | 20.727 | 25.357 | 94.3 | 18.805 | 86.4 | 1:04.889 |
| 6 - | 21.775 | 25.847 | 93.6 | 18.791 | 86.9 | 1:06.413 | 13 - | 21.103 | 26.193 | 94.1 | 18.092 | 87.3 | 1:05.388 |
| 7 - | 21.145 | 25.392 | 94.3 | 18.832 | 86.5 | 1:05.369 | 14 - | 21.075 | 25.650 | 93.1 | 18.473 | 85.3 | 1:05.198 |
| 6 | Matthew FLOWERS | | | | Optimum Motorsport | | | | | | | | |
| 1 - | | 29.623 | 88.9 | 19.496 | 84.4 | 1:18.885 | 8 - | 23.615 | 26.570 | 92.2 | 18.972 | 84.5 | 1:09.157 |
| 2 - | 23.712 | 27.495 | 93.3 | 19.547 | 84.8 | 1:10.754 | 9 - | 23.399 | 28.198 | 92.4 | 19.051 | 84.5 | 1:10.648 |
| 3 - | 22.930 | 27.794 | 90.4 | 19.636 | 84.5 | 1:10.360 | 10 - | 22.032 | 26.314 | 86.7 | 19.366 | 84.8 | 1:07.712 |
| 4 - | 22.220 | 38.388 | 90.2 | 19.169 | 84.2 | 1:19.777 | 11 - | 21.984 | 26.271 | 92.4 | 18.815 | 84.9 | 1:07.070 |
| 5 - | 28.628 | 30.730 | 86.0 | 20.278 | 79.6 | 1:19.636 | 12 - | 22.112 | 27.734 | 91.9 | 18.718 | 85.8 | 1:08.564 |
| 6 - | 24.565 | 27.472 | 89.4 | 19.789 | 83.2 | 1:11.826 | 13 - | 21.541 | 26.266 | 92.4 | 20.037 | 83.3 | 1:07.844 |
| 7 - | 23.334 | 26.776 | 91.3 | 19.453 | 84.6 | 1:09.563 | | | | | | | |
| 7 | Steve WILLIAMS | | | | Optimum Motorsport | | | | | | | | |
| 1 - | | 30.173 | 89.8 | 20.475 | 82.1 | 1:22.481 | 8 - | 25.178 | 29.816 | 86.5 | 19.675 | 83.0 | 1:14.669 |
| 2 - | 26.141 | 31.095 | 84.0 | 20.230 | 82.2 | 1:17.466 | 9 - | 24.505 | 30.225 | 90.0 | 19.780 | 83.9 | 1:14.510 |
| 3 - | 25.254 | 28.775 | 91.2 | 19.468 | 83.4 | 1:13.497 | 10 - | 24.495 | 28.574 | 92.1 | 20.915 | 84.4 | 1:13.984 |
| 4 - | 24.819 | 30.083 | 88.9 | 19.642 | 83.8 | 1:14.544 | 11 - | 26.023 | 28.218 | 88.4 | 19.548 | 83.6 | 1:13.789 |
| 5 - | 24.821 | 29.086 | 92.4 | 19.762 | 79.9 | 1:13.669 | 12 - | 24.879 | 28.198 | 87.8 | 19.373 | 84.0 | 1:12.450 |
| 6 - | 25.980 | 27.951 | 92.4 | 19.256 | 84.2 | 1:13.187 | 13 - | 24.505 | 28.282 | 88.5 | 19.669 | 82.7 | 1:12.456 |
| 7 - | 24.557 | 29.971 | 88.7 | 20.139 | 81.8 | 1:14.667 | | | | | | | |
| 9 | Gary SIMMS | | | | Optimum Motorsport | | | | | | | | |
| 1 - | | 28.412 | 91.4 | 19.487 | 83.9 | 1:16.490 | 8 - | 21.387 | 25.884 | 94.0 | 18.583 | 85.8 | 1:05.854 |
| 2 - | 23.048 | 27.223 | 91.2 | 18.875 | 85.7 | 1:09.146 | 9 - | 21.277 | 26.481 | 93.2 | 18.958 | 86.4 | 1:06.716 |
| 3 - | 22.309 | 27.290 | 92.1 | 18.762 | 85.5 | 1:08.361 | 10 - | 22.502 | 25.792 | 95.7 | 18.820 | 85.3 | 1:07.114 |
| 4 - | 22.019 | 26.986 | 90.3 | 18.745 | 85.5 | 1:07.750 | 11 - | 22.114 | 25.814 | 96.3 | 18.997 | 84.8 | 1:06.925 |
| 5 - | 21.904 | 27.530 | 92.4 | 18.880 | 84.6 | 1:08.314 | 12 - | 21.492 | 26.001 | 93.9 | 18.245 | 86.3 | 1:05.738 |
| 6 - | 22.354 | 26.649 | 92.8 | 18.433 | 85.8 | 1:07.436 | 13 - | 21.453 | 25.613 | 94.3 | 18.191 | 86.4 | 1:05.257 |
| 7 - | 22.039 | 26.486 | 93.2 | 18.444 | 85.5 | 1:06.969 | 14 - | 21.268 | 25.397 | 94.5 | 18.029 | 86.6 | 1:04.694 |
| 15 | Emily FLETCHER | | | | Rob Austin Racing | | | | | | | | |
| 1 - | | 27.337 | 91.8 | 19.171 | 84.2 | 1:31.502 | 8 - | 21.264 | 25.714 | 95.5 | 18.466 | 85.3 | 1:05.444 |
| 2 - | 23.016 | 26.674 | 94.3 | 19.317 | 85.4 | 1:09.007 | 9 - | 21.133 | 25.490 | 95.9 | 18.464 | 85.6 | 1:05.087 |
| 3 - | 22.140 | 26.332 | 93.1 | 18.506 | 84.8 | 1:06.978 | 10 - | 21.355 | 26.146 | 95.1 | 18.540 | 84.9 | 1:06.041 |
| 4 - | 21.424 | 26.523 | 92.8 | 18.721 | 84.4 | 1:06.668 | 11 - | 20.998 | 25.499 | 96.3 | 18.253 | 85.6 | 1:04.750 |
| 5 - | 21.323 | 26.358 | 93.2 | 18.610 | 84.3 | 1:06.291 | 12 - | 22.277 | 25.671 | 95.2 | 18.459 | 84.5 | 1:06.407 |
| 6 - | 21.764 | 26.168 | 93.7 | 18.373 | 84.7 | 1:06.305 | 13 - | 21.079 | 25.671 | 95.1 | 18.603 | 84.8 | 1:05.353 |
| 7 - | 21.604 | 26.242 | 93.7 | 18.587 | 85.4 | 1:06.433 | 14 - | 21.747 | 25.296 | 94.5 | 18.156 | 85.4 | 1:05.199 |

Knockhill
Circuit Length = 1.2713 miles
Start: 15:19 End: 15:36

Weather / Track : Cloudy / Drying

Texaco Havoline Championship

RACE 11 - RESTARTED - SECTOR ANALYSIS

| | | | | | | | | | | |
|-----------|----------------------|--------------------|-----------------------|----------|------|---------------|--------------------|---------------------------|-----------------|--|
| 17 | Neil MERRY | | Speedworks Motorsport | | | | | | | |
| 1 - | | 29.317 90.6 | 19.401 84.7 | 1:18.781 | 8 - | 21.478 | 25.724 94.9 | 18.425 86.4 | 1:05.627 | |
| 2 - | 23.030 | 27.379 92.3 | 19.210 85.7 | 1:09.619 | 9 - | 21.554 | 26.323 92.9 | 18.297 85.1 | 1:06.174 | |
| 3 - | 22.880 | 26.718 92.8 | 18.788 85.1 | 1:08.386 | 10 - | 22.135 | 25.923 92.7 | 18.861 84.9 | 1:06.919 | |
| 4 - | 21.972 | 26.577 92.8 | 19.027 85.4 | 1:07.576 | 11 - | 22.126 | 26.121 91.4 | 18.375 84.8 | 1:06.622 | |
| 5 - | 21.877 | 26.541 93.5 | 19.117 85.3 | 1:07.535 | 12 - | 20.928 | 25.443 92.2 | 18.470 84.8 | 1:04.841 | |
| 6 - | 21.895 | 26.238 94.4 | 18.698 85.9 | 1:06.831 | 13 - | 21.985 | 25.237 93.1 | 18.254 85.2 | 1:05.476 | |
| 7 - | 21.906 | 25.888 95.2 | 18.505 86.0 | 1:06.299 | 14 - | 21.377 | 25.464 92.2 | 18.302 84.9 | 1:05.143 | |
| 18 | Paul SHEARD | | Speedworks Motorsport | | | | | | | |
| 1 - | | 27.201 93.1 | 18.817 84.5 | 1:13.570 | 8 - | 20.357 | | 85.7 | 1:02.624 | |
| 2 - | 21.470 | 25.867 93.1 | 18.723 79.2 | 1:06.060 | 9 - | 20.709 | | 85.3 | 1:03.233 | |
| 3 - | 21.919 | 25.550 91.8 | 18.197 84.7 | 1:05.666 | 10 - | 20.344 | | 85.1 | 1:02.800 | |
| 4 - | 21.182 | 25.352 92.2 | 18.212 84.7 | 1:04.746 | 11 - | 21.292 | 24.824 | 17.690 85.4 | 1:03.806 | |
| 5 - | 20.682 | | 84.1 | 1:03.632 | 12 - | 20.442 | | 85.4 | 1:03.239 | |
| 6 - | 20.471 | | 84.7 | 1:03.588 | 13 - | 20.649 | | 83.0 | 1:03.292 | |
| 7 - | 20.412 | | 85.1 | 1:02.820 | 14 - | 20.588 | 24.517 | 17.614 85.3 | 1:02.719 | |
| 19 | David JACKSON | | Speedworks Motorsport | | | | | | | |
| 1 - | | 28.347 90.8 | 19.616 86.0 | 1:16.749 | 8 - | 21.402 | 25.773 95.1 | 18.185 86.8 | 1:05.360 | |
| 2 - | 21.882 | 26.616 92.7 | 18.876 86.6 | 1:07.374 | 9 - | 21.234 | 25.934 94.5 | 18.390 86.9 | 1:05.558 | |
| 3 - | 22.689 | 26.759 94.8 | 18.902 85.3 | 1:08.350 | 10 - | 21.041 | 25.586 95.6 | 18.279 86.5 | 1:04.906 | |
| 4 - | 22.308 | 26.450 95.3 | 18.653 87.2 | 1:07.411 | 11 - | 21.080 | 25.318 95.5 | 18.186 87.7 | 1:04.584 | |
| 5 - | 21.985 | 26.354 94.7 | 18.825 86.5 | 1:07.164 | 12 - | 20.821 | 25.251 95.3 | 18.048 87.3 | 1:04.120 | |
| 6 - | 21.826 | 26.135 94.8 | 18.654 86.4 | 1:06.615 | 13 - | 20.663 | 25.207 96.1 | 18.025 87.5 | 1:03.895 | |
| 7 - | 21.492 | 25.589 95.2 | 18.380 86.4 | 1:05.461 | 14 - | 20.713 | 25.053 95.7 | 18.245 86.6 | 1:04.011 | |
| 20 | Edd STRAW | | Speedworks Motorsport | | | | | | | |
| 1 - | | 29.528 90.2 | 19.402 84.2 | 1:20.900 | 8 - | 21.915 | 26.202 92.2 | 19.497 82.5 | 1:07.614 | |
| 2 - | 32.575 | 27.304 91.3 | 19.425 83.5 | 1:19.304 | 9 - | 22.216 | 25.970 92.8 | 18.861 83.3 | 1:07.047 | |
| 3 - | 23.359 | 26.648 91.6 | 19.612 83.0 | 1:09.619 | 10 - | 23.959 | 26.465 90.7 | 19.293 82.8 | 1:09.717 | |
| 4 - | 22.569 | 28.651 89.6 | 19.347 83.8 | 1:10.567 | 11 - | 22.232 | 26.860 89.4 | 19.107 83.3 | 1:08.199 | |
| 5 - | 23.092 | 26.954 91.9 | 19.047 84.2 | 1:09.093 | 12 - | 21.667 | 27.412 74.1 | 20.430 83.3 | 1:09.509 | |
| 6 - | 22.161 | 26.665 90.8 | 19.297 83.8 | 1:08.123 | 13 - | 21.438 | 25.967 91.7 | 19.365 77.8 | 1:06.770 | |
| 7 - | 22.246 | 26.466 90.6 | 19.371 83.7 | 1:08.083 | | | | | | |
| 21 | Richard SYKES | | Speedworks Motorsport | | | | | | | |
| 1 - | | 27.821 92.6 | 18.960 85.1 | 1:16.422 | 8 - | 20.752 | 25.078 95.3 | 17.606 87.6 | 1:03.436 | |
| 2 - | 21.507 | 26.580 94.7 | 18.947 84.7 | 1:07.034 | 9 - | 20.680 | 24.958 95.6 | 17.605 86.5 | 1:03.243 | |
| 3 - | 21.859 | 26.163 94.7 | 18.052 86.7 | 1:06.074 | 10 - | 20.886 | 25.379 95.9 | 17.701 86.4 | 1:03.966 | |
| 4 - | 20.888 | 25.831 93.7 | 17.917 86.4 | 1:04.636 | 11 - | 20.281 | 24.769 95.7 | 17.750 85.8 | 1:02.800 | |
| 5 - | 20.851 | 25.792 94.1 | 17.941 86.8 | 1:04.584 | 12 - | 20.193 | 24.836 94.5 | 17.511 86.7 | 1:02.540 | |
| 6 - | 20.550 | 25.590 94.5 | 17.682 86.8 | 1:03.822 | 13 - | 20.311 | 24.695 95.6 | 17.584 86.1 | 1:02.590 | |
| 7 - | 20.658 | 25.244 95.9 | 17.651 86.1 | 1:03.553 | 14 - | 20.425 | 24.488 95.6 | 17.615 86.1 | 1:02.528 | |
| 28 | Kieran VERNON | | TFC Smiley | | | | | | | |
| 1 - | | 27.770 91.9 | 19.329 87.0 | 1:13.735 | 8 - | 22.124 | 25.461 94.8 | 18.017 87.3 | 1:05.602 | |
| 2 - | 23.064 | 27.394 91.7 | 19.508 86.5 | 1:09.966 | 9 - | 21.644 | 25.504 95.3 | 18.097 86.9 | 1:05.245 | |
| 3 - | 22.828 | 26.923 93.3 | 18.996 87.3 | 1:08.747 | 10 - | 21.592 | 25.457 95.6 | 17.903 86.9 | 1:04.952 | |
| 4 - | 22.137 | 26.538 93.6 | 18.411 86.9 | 1:07.086 | 11 - | 21.594 | 25.036 95.5 | 17.828 87.2 | 1:04.458 | |
| 5 - | 21.953 | 26.398 93.9 | 18.319 87.3 | 1:06.670 | 12 - | 21.289 | 25.068 95.5 | 18.065 85.9 | 1:04.422 | |
| 6 - | 22.267 | 25.916 94.8 | 18.148 87.4 | 1:06.331 | 13 - | 21.174 | 24.886 95.6 | 17.711 87.8 | 1:03.771 | |
| 7 - | 22.042 | 25.509 95.1 | 18.107 87.0 | 1:05.658 | 14 - | 21.114 | 24.998 95.9 | 17.975 86.8 | 1:04.087 | |
| 38 | Wayne AUSTIN | | Tockwith Motorsport | | | | | | | |
| 1 - | | 29.696 90.0 | 19.326 84.8 | 1:19.515 | 8 - | 20.635 | 25.751 92.2 | 18.618 84.6 | 1:05.004 | |
| 2 - | 23.362 | 27.816 90.7 | 19.183 85.3 | 1:10.361 | 9 - | 20.877 | 26.146 92.1 | 18.480 85.1 | 1:05.503 | |
| 3 - | 22.882 | 28.325 89.0 | 19.315 84.9 | 1:10.522 | 10 - | 21.045 | 25.758 92.8 | 18.562 85.1 | 1:05.365 | |
| 4 - | 22.149 | 28.172 89.7 | 18.826 84.5 | 1:09.147 | 11 - | 21.034 | 25.834 92.9 | 18.810 85.3 | 1:05.678 | |
| 5 - | 21.041 | 26.314 91.2 | 19.093 84.3 | 1:06.448 | 12 - | 21.191 | 25.909 93.7 | 18.405 85.7 | 1:05.505 | |
| 6 - | 21.982 | 27.068 91.7 | 18.691 84.2 | 1:07.741 | 13 - | 21.657 | 25.985 92.6 | 18.656 85.3 | 1:06.298 | |
| 7 - | 21.905 | 26.096 90.6 | 18.629 84.4 | 1:06.630 | 14 - | 21.204 | 25.682 91.8 | 18.596 84.7 | 1:05.482 | |

Knockhill
Circuit Length = 1.2713 miles
Start: 15:19 End: 15:36

Weather / Track : Cloudy / Drying

Texaco Havoline Championship
RACE 11 - RESTARTED - SECTOR ANALYSIS

| | | | | | | | | | | | | | |
|-----------|-------------------------|--------|-------------|--------|-------------|----------|------|---------------|---------------|-------------|---|-------------|-----------------|
| 46 | Andrew SMITH | | | | | | | | | | | | |
| 1 - | | 28.686 | 92.6 | 19.478 | 84.5 | 1:17.391 | 8 - | 21.800 | 26.350 | 93.6 | 18.165 | 85.2 | 1:06.315 |
| 2 - | 23.186 | 27.850 | 91.3 | 19.024 | 85.3 | 1:10.060 | 9 - | 21.777 | 26.052 | 94.1 | 18.033 | 85.7 | 1:05.862 |
| 3 - | 22.859 | 27.571 | 92.1 | 19.413 | 82.8 | 1:09.843 | 10 - | 21.746 | 25.877 | 95.2 | 17.979 | 85.8 | 1:05.602 |
| 4 - | 22.727 | 27.716 | 90.1 | 18.806 | 84.6 | 1:09.249 | 11 - | 21.668 | 25.628 | 94.7 | 17.888 | 86.3 | 1:05.184 |
| 5 - | 22.890 | 27.147 | 92.8 | 18.624 | 83.0 | 1:08.661 | 12 - | 22.550 | 25.577 | 95.2 | 18.095 | 85.7 | 1:06.222 |
| 6 - | 22.543 | 26.768 | 92.8 | 18.380 | 83.4 | 1:07.691 | 13 - | 21.434 | 25.456 | 95.7 | 19.160 | 85.7 | 1:06.050 |
| 7 - | 22.842 | 26.857 | 92.9 | 18.325 | 85.5 | 1:08.024 | 14 - | 22.065 | 25.851 | 96.0 | 18.329 | 86.6 | 1:06.245 |
| 52 | Spencer MCCARTHY | | | | | | | | | | McCarthy Technology Services Ltd | | |
| 1 - | | 28.212 | 91.9 | 20.017 | 83.5 | 1:16.599 | 8 - | 21.500 | 25.733 | 95.9 | 18.140 | 86.4 | 1:05.373 |
| 2 - | 23.336 | 27.415 | 93.3 | 19.119 | 84.8 | 1:09.870 | 9 - | 21.395 | 25.553 | 96.1 | 18.055 | 86.3 | 1:05.003 |
| 3 - | 22.371 | 26.953 | 94.3 | 19.147 | 86.3 | 1:08.471 | 10 - | 21.387 | 25.448 | 96.4 | 17.896 | 86.8 | 1:04.731 |
| 4 - | 22.462 | 26.644 | 94.0 | 18.808 | 85.7 | 1:07.914 | 11 - | 21.196 | 25.090 | 97.4 | 17.889 | 87.5 | 1:04.175 |
| 5 - | 21.782 | 26.803 | 96.1 | 18.698 | 85.9 | 1:07.283 | 12 - | 20.984 | 24.645 | 97.8 | 18.153 | 85.8 | 1:03.782 |
| 6 - | 21.943 | 25.895 | 95.3 | 18.170 | 86.6 | 1:06.008 | 13 - | 21.226 | 24.870 | 97.7 | 17.880 | 87.0 | 1:03.976 |
| 7 - | 21.367 | 25.634 | 96.1 | 18.318 | 86.5 | 1:05.319 | 14 - | 21.060 | 24.734 | 97.5 | 17.772 | 87.0 | 1:03.566 |
| 74 | Peter DIGNAN | | | | | | | | | | Pistonheads | | |
| 1 - | | 27.250 | 93.6 | 19.118 | 86.3 | 1:14.438 | 8 - | 20.661 | 25.625 | 94.4 | 18.290 | 85.6 | 1:04.576 |
| 2 - | 22.881 | 26.697 | 94.9 | 19.082 | 85.7 | 1:08.660 | 9 - | 20.804 | 26.548 | 95.2 | 18.249 | 85.5 | 1:05.601 |
| 3 - | 21.698 | 26.229 | 93.9 | 18.950 | 86.3 | 1:06.877 | 10 - | 20.736 | 24.927 | 95.1 | 18.056 | 86.4 | 1:03.719 |
| 4 - | 21.113 | 25.552 | 96.1 | 18.208 | 86.5 | 1:04.873 | 11 - | 20.542 | 24.581 | 96.0 | 17.878 | 85.9 | 1:03.001 |
| 5 - | 21.171 | 25.524 | 95.2 | 18.473 | 86.0 | 1:05.168 | 12 - | 20.561 | 25.003 | 94.8 | 18.236 | 85.6 | 1:03.800 |
| 6 - | 21.259 | 25.601 | 94.5 | 18.417 | 85.6 | 1:05.277 | 13 - | 20.608 | 25.104 | 94.5 | 18.068 | 86.0 | 1:03.780 |
| 7 - | 21.044 | 25.418 | 94.4 | 18.280 | 85.8 | 1:04.742 | 14 - | 20.550 | 24.725 | 95.3 | 18.090 | 86.0 | 1:03.365 |
| 99 | Phil SYKES | | | | | | | | | | Speedworks | | |
| 1 - | | 27.403 | 92.4 | 19.558 | 85.7 | 1:14.063 | 8 - | 20.891 | 24.805 | 94.1 | 17.831 | 86.5 | 1:03.527 |
| 2 - | 22.979 | 26.784 | 93.3 | 18.639 | 86.3 | 1:08.402 | 9 - | 20.938 | 24.423 | 95.2 | 17.690 | 86.4 | 1:03.051 |
| 3 - | 21.716 | 26.292 | 92.2 | 18.242 | 86.4 | 1:06.250 | 10 - | 21.117 | 24.589 | 94.4 | 17.988 | 86.0 | 1:03.694 |
| 4 - | 21.093 | 25.196 | 94.0 | 18.009 | 86.5 | 1:04.298 | 11 - | 20.727 | 24.347 | 94.7 | 17.895 | 86.7 | 1:02.969 |
| 5 - | 20.788 | 25.062 | 94.4 | 17.933 | 85.9 | 1:03.783 | 12 - | 20.887 | 24.391 | 94.7 | 17.833 | 87.0 | 1:03.111 |
| 6 - | 20.813 | 24.999 | 93.3 | 17.799 | 86.6 | 1:03.611 | 13 - | 20.824 | 24.383 | 94.4 | 18.019 | 86.5 | 1:03.226 |
| 7 - | 20.844 | 24.898 | 94.3 | 17.791 | 86.4 | 1:03.533 | 14 - | 20.414 | 23.987 | 95.2 | 17.754 | 86.6 | 1:02.155 |

Texaco Havoline Championship
RACE 11 - RESTARTED - BEST SECTOR TIMES

| SECTOR 1 | | | SECTOR 2 | | | SECTOR 3 | | | IDEAL / BEST COMPARISON | | | | | | |
|----------|----|----------|----------|----|----------|----------|----|----------|-------------------------|-----|-------------|----------|----------|----------|-------|
| POS | NO | NAME | TIME | NO | NAME | TIME | NO | NAME | TIME | POS | NO | NAME | IDEAL | BEST | DIFF |
| 1 | 4 | MARSH | 20.027 | 99 | SYKES | 23.987 | 21 | SYKES | 17.511 | 1 | 99 | SYKES | 1:02.091 | 1:02.155 | 0.064 |
| 2 | 21 | SYKES | 20.193 | 4 | MARSH | 24.228 | 18 | SHEARD | 17.614 | 2 | 4 | MARSH | 1:02.137 | 1:02.609 | 0.472 |
| 3 | 18 | SHEARD | 20.344 | 21 | SYKES | 24.488 | 99 | SYKES | 17.690 | 3 | 21 | SYKES | 1:02.192 | 1:02.528 | 0.336 |
| 4 | 99 | SYKES | 20.414 | 18 | SHEARD | 24.517 | 28 | VERNON | 17.711 | 4 | 18 | SHEARD | 1:02.475 | 1:02.624 | 0.149 |
| 5 | 74 | DIGNAN | 20.542 | 74 | DIGNAN | 24.581 | 3 | BARRATT | 17.724 | 5 | 74 | DIGNAN | 1:03.001 | 1:03.001 | 0.000 |
| 6 | 38 | AUSTIN | 20.635 | 52 | MCCARTHY | 24.645 | 52 | MCCARTHY | 17.772 | 6 | 52 | MCCARTHY | 1:03.401 | 1:03.566 | 0.165 |
| 7 | 19 | JACKSON | 20.663 | 3 | BARRATT | 24.881 | 74 | DIGNAN | 17.878 | 7 | 3 | BARRATT | 1:03.635 | 1:03.833 | 0.198 |
| 8 | 5 | RIGBY | 20.727 | 28 | VERNON | 24.886 | 4 | MARSH | 17.882 | 8 | 28 | VERNON | 1:03.711 | 1:03.771 | 0.060 |
| 9 | 17 | MERRY | 20.928 | 19 | JACKSON | 25.053 | 46 | SMITH | 17.888 | 9 | 19 | JACKSON | 1:03.741 | 1:03.895 | 0.154 |
| 10 | 52 | MCCARTHY | 20.984 | 5 | RIGBY | 25.094 | 19 | JACKSON | 18.025 | 10 | 5 | RIGBY | 1:03.913 | 1:04.294 | 0.381 |
| 11 | 15 | FLETCHER | 20.998 | 17 | MERRY | 25.237 | 9 | SIMMS | 18.029 | 11 | 17 | MERRY | 1:04.419 | 1:04.841 | 0.422 |
| 12 | 3 | BARRATT | 21.030 | 15 | FLETCHER | 25.296 | 5 | RIGBY | 18.092 | 12 | 15 | FLETCHER | 1:04.450 | 1:04.750 | 0.300 |
| 13 | 28 | VERNON | 21.114 | 9 | SIMMS | 25.397 | 15 | FLETCHER | 18.156 | 13 | 9 | SIMMS | 1:04.694 | 1:04.694 | 0.000 |
| 14 | 9 | SIMMS | 21.268 | 46 | SMITH | 25.456 | 17 | MERRY | 18.254 | 14 | 38 | AUSTIN | 1:04.722 | 1:05.004 | 0.282 |
| 15 | 46 | SMITH | 21.434 | 38 | AUSTIN | 25.682 | 38 | AUSTIN | 18.405 | 15 | 46 | SMITH | 1:04.778 | 1:05.184 | 0.406 |
| 16 | 20 | STRAW | 21.438 | 20 | STRAW | 25.967 | 6 | FLOWERS | 18.718 | 16 | 20 | STRAW | 1:06.266 | 1:06.770 | 0.504 |
| 17 | 6 | FLOWERS | 21.541 | 6 | FLOWERS | 26.266 | 20 | STRAW | 18.861 | 17 | 6 | FLOWERS | 1:06.525 | 1:07.070 | 0.545 |
| 18 | 7 | WILLIAMS | 24.495 | 7 | WILLIAMS | 27.951 | 7 | WILLIAMS | 19.256 | 18 | 7 | WILLIAMS | 1:11.702 | 1:12.450 | 0.748 |
| | | | | | | | | | | | Perfect Lap | | 1:01.525 | | |

Weather / Track : Cloudy / Drying

www.tsl-timing.com

Knockhill
 Circuit Length = 1.2713 miles
 Start: 15:19 End: 15:36

Printed - 15.39 Sunday, 13 April 2008

Texaco Havoline Championship
RACE 11 - RESTARTED - SPEED TRAPS

| SECTOR 1 | | | | SECTOR 2 | | | FINISH LINE | | |
|----------|----|------|-----|----------|------------------|------|-------------|------------------|------|
| POS | NO | NAME | MPH | NO | NAME | MPH | NO | NAME | MPH |
| 1 | | | | 52 | Spencer MCCARTHY | 97.8 | 5 | Steve RIGBY | 88.4 |
| 2 | | | | 4 | Paul MARSH | 96.8 | 3 | Julian BARRATT | 87.8 |
| 3 | | | | 9 | Gary SIMMS | 96.3 | 28 | Kieran VERNON | 87.8 |
| 4 | | | | 15 | Emily FLETCHER | 96.3 | 19 | David JACKSON | 87.7 |
| 5 | | | | 19 | David JACKSON | 96.1 | 21 | Richard SYKES | 87.6 |
| 6 | | | | 74 | Peter DIGNAN | 96.1 | 52 | Spencer MCCARTHY | 87.5 |
| 7 | | | | 46 | Andrew SMITH | 96.0 | 99 | Phil SYKES | 87.0 |
| 8 | | | | 21 | Richard SYKES | 95.9 | 9 | Gary SIMMS | 86.6 |
| 9 | | | | 28 | Kieran VERNON | 95.9 | 46 | Andrew SMITH | 86.6 |
| 10 | | | | 3 | Julian BARRATT | 95.3 | 74 | Peter DIGNAN | 86.5 |
| 11 | | | | 17 | Neil MERRY | 95.2 | 17 | Neil MERRY | 86.4 |
| 12 | | | | 99 | Phil SYKES | 95.2 | 4 | Paul MARSH | 86.1 |
| 13 | | | | 5 | Steve RIGBY | 94.5 | 6 | Matthew FLOWERS | 85.8 |
| 14 | | | | 38 | Wayne AUSTIN | 93.7 | 18 | Paul SHEARD | 85.7 |
| 15 | | | | 6 | Matthew FLOWERS | 93.3 | 38 | Wayne AUSTIN | 85.7 |
| 16 | | | | 18 | Paul SHEARD | 93.1 | 15 | Emily FLETCHER | 85.6 |
| 17 | | | | 20 | Edd STRAW | 92.8 | 7 | Steve WILLIAMS | 84.4 |
| 18 | | | | 7 | Steve WILLIAMS | 92.4 | 20 | Edd STRAW | 84.2 |