



Sponsored by Avon Tyres



Ginetta G50 Cup

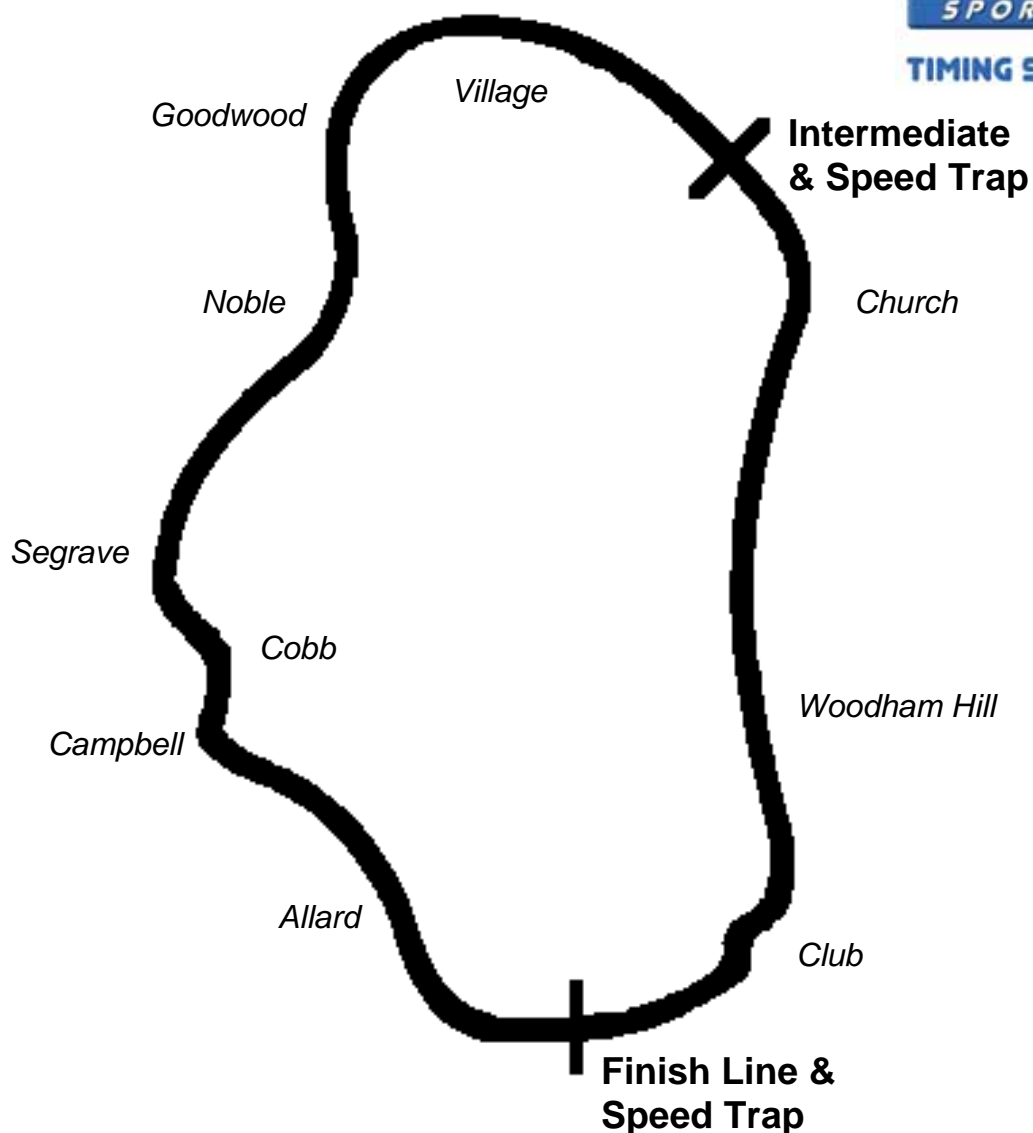
Round 11 & 12
Thruxton

28th & 29th June 2008



Results Provided by Timing Solutions Ltd
www.tsl-timing.com

THRUXTON



Circuit Length: 2.356 miles / 3791.6 metres
Intermediate: 2247 metres
Pit In: 3697 metres
Pit Out: 100 metres after Finish Line
Pit In – Pit Out: 219 metres, @ 60kph = 13.1 seconds, @ 80kph = 9.8 seconds

Ginetta G50 Cup

PRACTICE - CLASSIFICATION

POS	NO	CL	NAME	ENTRY	TIME	ON	LAPS	GAP	DIFF	MPH
1	25		Nigel MOORE	Ginetta G50 - Tockwith Motorsport	1:20.012	4	11			106.00
2	6		Rob AUSTIN	Ginetta G50 - Rob Austin Racing	1:20.854	9	9	0.842	0.842	104.89
3	33		Toby NEWTON	Ginetta G50 - Xero	1:22.141	8	8	2.129	1.287	103.25
4	5		Tom DUNSTAN	Ginetta G50 - Team GCR	1:22.162	10	11	2.150	0.021	103.22
5	19		Christian DICK	Ginetta G50 - Speedworks Motorsport	1:22.380	9	11	2.368	0.218	102.95
6	50		Richard DEAN	Ginetta G50 - Colards Motorsport	1:22.432	10	11	2.420	0.052	102.89
7	28		Michele TOMMASI	Ginetta G50 - Colards	1:22.491	10	10	2.479	0.059	102.81
8	4		Rod CARMAN	Ginetta G50 - Rob Austin Racing	1:22.811	10	11	2.799	0.320	102.42
9	66		Frank WRATHALL	Ginetta G50 - DynoJet / Will Hoy Scholarship	1:23.296	11	11	3.284	0.485	101.82
10	10		Tom SHARP	Ginetta G50 - IDL	1:23.434	7	10	3.422	0.138	101.65
11	21		Richard SYKES	Ginetta G50 - Speedworks Motorsport	1:25.029	3	10	5.017	1.595	99.74
12	34		Chris CLAYTON	Ginetta G50 - Xero	1:25.035	10	11	5.023	0.006	99.74
13	70		David DOVE	Ginetta G50 - David Dove Racing	1:25.523	9	10	5.511	0.488	99.17
14	20		Tony HUGHES	Ginetta G50 - Speedworks Motorsport	1:26.758	9	10	6.746	1.235	97.76

Weather / Track : Bright / Dry

These results are provisional until the conclusion of any judicial and technical matters.

Thruxton
 Circuit Length = 2.3560 miles
 Start: 13:20 End: 13:36

Clerk of Course :

Timekeeper :

Ginetta G50 Cup

PRACTICE - SECTOR ANALYSIS

4	Rod CARMAN										Rob Austin Racing				
1 -	Out	106.9	38.010	94.0	1:41.406	7 -	51.822	126.1	33.351	99.0	1:25.173				
2 -	55.013	116.1	35.589	96.0	1:30.602	8 -	49.933	127.6	33.194	99.1	1:23.127				
3 -	52.933	121.8	35.345	99.4	1:28.278	9 -	49.806	127.6	35.877	98.5	1:25.683				
4 -	51.122	125.4	34.535	98.1	1:25.657	10 -	49.806	127.3	33.005	98.5	1:22.811				
5 -	50.360	125.9	33.504	97.0	1:23.864	11 -	49.898	126.1	33.163	98.3	1:23.061				
6 -	49.859	127.6	34.640	99.3	1:24.499										
5	Tom DUNSTAN										Team GCR				
1 -	Out	120.9	36.401	99.0	1:36.376	7 -	50.250	128.3	33.008	100.0	1:23.258				
2 -	52.130	126.9	34.154	96.4	1:26.284	8 -	49.139	128.6	33.204	99.9	1:22.343				
3 -	50.327	127.8	33.676	99.9	1:24.003	9 -	49.447	127.6	32.828	99.9	1:22.275				
4 -	49.768	127.1	32.838	99.9	1:22.606	10 -	49.270	127.8	32.892	99.7	1:22.162				
5 -	49.914	127.3	33.293	100.8	1:23.207	11 -	49.689	127.8	33.121	99.1	1:22.810				
6 -	49.711	130.6	33.957	99.9	1:23.668										
6	Rob AUSTIN										Rob Austin Racing				
1 -	Out	98.3	37.367	98.8	1:40.484	6 -	49.013	127.8	32.611	99.0	1:21.624				
2 -	52.185	125.7	34.011	98.0	1:26.196	7 -	48.898	127.1	32.579	98.8	1:21.477				
3 -	50.399	126.9	33.351	99.7	1:23.750	8 -	48.584	127.8	32.300	98.4	1:20.884				
4 -	49.323	126.1	In		1:21.325P	9 -	48.560	127.3	32.294	98.8	1:20.854				
5 -	Out	126.9	33.149	99.0	4:20.484										
10	Tom SHARP										IDL				
1 -	Out	113.0	35.640	96.1	1:35.054	6 -	50.320	126.9	33.264	98.5	1:23.584				
2 -	51.867	126.6	34.124	97.3	1:25.991	7 -	50.009	127.8	33.425	98.7	1:23.434				
3 -	51.193	126.1	33.430	98.1	1:24.623	8 -	50.342	126.6	33.166	99.1	1:23.508				
4 -	50.007	127.1	33.586	96.8	1:23.593	9 -	50.519	126.1	33.858	99.4	1:24.377				
5 -	50.639	126.1	33.410	97.1	1:24.049	10 -	50.009	127.1	In		1:20.704P				
19	Christian DICK										Speedworks Motorsport				
1 -	Out	123.6	35.409	99.0	1:32.320	7 -	50.099	126.1	33.076	98.7	1:23.175				
2 -	51.320	126.1	33.631	98.8	1:24.951	8 -	49.881	125.2	34.041	99.3	1:23.922				
3 -	49.584	127.3	33.234	99.6	1:22.818	9 -	49.701	126.4	32.679	99.1	1:22.380				
4 -	49.841	126.1	32.584	99.4	1:22.425	10 -	49.997	123.1	32.595	98.7	1:22.592				
5 -	49.428	126.4	33.041	98.0	1:22.469	11 -	50.459	126.9	32.401	99.0	1:22.860				
6 -	49.680	127.8	33.514	98.1	1:23.194										
20	Tony HUGHES										Speedworks Motorsport				
1 -	Out	107.0	38.749	95.2	1:42.488	6 -	52.634	122.9	34.575	97.0	1:27.209				
2 -	54.756	120.9	36.030	97.1	1:30.786	7 -	53.048	116.9	34.657	97.7	1:27.705				
3 -	53.938	121.4	34.322	97.4	1:28.260	8 -	52.659	121.6	36.318	97.7	1:28.977				
4 -	52.671	121.8	34.746	98.0	1:27.417	9 -	52.238	123.1	34.520	97.8	1:26.758				
5 -	53.141	123.1	34.407	97.0	1:27.548	10 -	52.616	123.1	34.835	97.0	1:27.451				
21	Richard SYKES										Speedworks Motorsport				
1 -	Out	109.5	37.920	87.7	1:43.070	6 -	52.676	124.3	33.763	94.7	1:26.439				
2 -	54.074	124.7	33.869	96.3	1:27.943	7 -	51.682	124.0	33.501	95.6	1:25.183				
3 -	51.165	124.0	33.864	95.1	1:25.029	8 -	51.790	124.7	34.146	94.9	1:25.936				
4 -	51.517	123.8	35.247	85.4	1:26.764	9 -	51.789	124.3	33.627	95.6	1:25.416				
5 -	52.830	123.8	36.347	94.7	1:29.177	10 -	52.399	123.6	33.453	94.3	1:25.852				
25	Nigel MOORE										Tockwith Motorsport				
1 -	Out	124.0	39.016	99.3	1:35.028	7 -	48.584	127.1	32.218	99.0	1:20.802				
2 -	51.504	126.6	35.846	95.1	1:27.350	8 -	49.454	126.4	31.954	100.2	1:21.408				
3 -	49.135	128.8	32.156	99.9	1:21.291	9 -	49.437	126.4	32.515	99.7	1:21.952				
4 -	47.955	127.6	32.057	99.6	1:20.012	10 -	49.040	126.9	32.376	99.3	1:21.416				
5 -	48.421	127.6	31.981	100.0	1:20.402	11 -	53.274	112.2	In		1:27.393P				
6 -	48.977	128.8	32.920	99.4	1:21.897										
28	Michele TOMMASI										Colards				
1 -	Out	117.3	36.781	94.7	1:34.365	6 -	Out	124.3	32.943	98.7	2:33.938				
2 -	53.058	124.5	33.503	98.1	1:26.561	7 -	49.559	125.9	33.301	97.7	1:22.860				

Thruxton
Circuit Length = 2.3560 miles
Start: 13:20 End: 13:36

Weather / Track : Bright / Dry

Ginetta G50 Cup

PRACTICE - SECTOR ANALYSIS

3 -	51.108	124.5	32.799	97.1	1:23.907	8 -	49.553	127.1	45.233	98.8	1:34.786
4 -	51.058	118.6	33.781	96.1	1:24.839	9 -	49.824	128.1	32.988	98.3	1:22.812
5 -	50.254	126.4	In		1:23.709P	10 -	49.607	127.3	32.884	98.1	1:22.491
33	Toby NEWTON					Xero					
1 -	Out	108.6	38.093	96.0	1:40.413	5 -	50.002	124.7	32.965	99.0	1:22.967
2 -	54.894	120.9	In		1:29.704P	6 -	49.867	125.4	In		1:21.777P
3 -	Out	124.0	33.786	98.5	2:04.929	7 -	Out	124.5	32.711	98.3	5:08.580
4 -	50.144	124.7	33.333	96.7	1:23.477	8 -	49.288	126.6	32.853	98.8	1:22.141
34	Chris CLAYTON					Xero					
1 -	Out	112.8	37.548	96.1	1:39.666	7 -	51.427	126.6	33.933	97.8	1:25.360
2 -	54.771	125.2	36.644	93.9	1:31.415	8 -	53.850	124.3	33.463	98.1	1:27.313
3 -	54.258	124.5	34.272	97.7	1:28.530	9 -	51.773	125.9	34.147	98.5	1:25.920
4 -	53.269	123.6	33.991	98.1	1:27.260	10 -	51.368	125.2	33.667	98.0	1:25.035
5 -	52.313	126.6	33.484	98.5	1:25.797	11 -	51.588	126.1	34.084	97.8	1:25.672
6 -	51.830	125.9	34.128	97.1	1:25.958						
50	Richard DEAN					Colards Motorsport					
1 -	Out	121.8	35.523	98.4	1:33.589	7 -	50.450	128.1	32.500	100.9	1:22.950
2 -	52.351	126.6	33.541	99.4	1:25.892	8 -	58.042	108.2	34.783	101.2	1:32.825
3 -	50.419	126.6	33.344	100.6	1:23.763	9 -	49.736	128.8	32.903	100.3	1:22.639
4 -	50.849	126.6	32.344	101.1	1:23.193	10 -	50.121	126.9	32.311	99.7	1:22.432
5 -	51.070	126.1	32.693	100.0	1:23.763	11 -	49.936	126.6	32.531	99.6	1:22.467
6 -	50.141	126.4	32.884	99.4	1:23.025						
66	Frank WRATHALL					DynoJet / Will Hoy Scholarship					
1 -	Out	117.9	36.627	98.0	1:39.848	7 -	53.032	120.1	34.006	97.1	1:27.038
2 -	52.404	126.9	35.423	93.9	1:27.827	8 -	51.937	124.5	34.395	100.6	1:26.332
3 -	51.595	126.6	33.566	100.5	1:25.161	9 -	49.740	126.1	33.729	99.9	1:23.469
4 -	50.383	125.0	33.523	100.3	1:23.906	10 -	51.336	124.5	32.499	100.9	1:23.835
5 -	50.233	125.9	33.330	100.2	1:23.563	11 -	50.620	126.1	32.676	100.5	1:23.296
6 -	52.080	123.6	36.394	98.1	1:28.474						
70	David DOVE					David Dove Racing					
1 -	Out	104.5	39.286	95.2	1:43.796	6 -	52.297	122.9	34.404	98.8	1:26.701
2 -	55.962	113.9	41.181	85.8	1:37.143	7 -	51.606	125.7	34.337	99.0	1:25.943
3 -	53.857	122.7	35.360	98.0	1:29.217	8 -	51.983	123.1	34.224	98.4	1:26.207
4 -	54.021	122.5	35.388	95.5	1:29.409	9 -	51.731	126.9	33.792	98.7	1:25.523
5 -	53.683	120.3	34.703	97.5	1:28.386	10 -	52.583	124.3	34.483	97.8	1:27.066

Ginetta G50 Cup

PRACTICE - BEST SECTORS

SECTOR 1			SECTOR 2			IDEAL / BEST COMPARISON						
POS	NO	NAME	TIME	NO	NAME	TIME	POS	NO	NAME	IDEAL	BEST	DIFF
1	25	MOORE	47.955	25	MOORE	31.954	1	25	MOORE	1:19.909	1:20.012	0.103
2	6	AUSTIN	48.560	6	AUSTIN	32.294	2	6	AUSTIN	1:20.854	1:20.854	0.000
3	5	DUNSTAN	49.139	50	DEAN	32.311	3	19	DICK	1:21.829	1:22.380	0.551
4	33	NEWTON	49.288	19	DICK	32.401	4	5	DUNSTAN	1:21.967	1:22.162	0.195
5	19	DICK	49.428	66	WRATHALL	32.499	5	33	NEWTON	1:21.999	1:22.141	0.142
6	28	TOMMASI	49.553	33	NEWTON	32.711	6	50	DEAN	1:22.047	1:22.432	0.385
7	50	DEAN	49.736	28	TOMMASI	32.799	7	66	WRATHALL	1:22.239	1:23.296	1.057
8	66	WRATHALL	49.740	5	DUNSTAN	32.828	8	28	TOMMASI	1:22.352	1:22.491	0.139
9	4	CARMAN	49.806	4	CARMAN	33.005	9	4	CARMAN	1:22.811	1:22.811	0.000
10	10	SHARP	50.007	10	SHARP	33.166	10	10	SHARP	1:23.173	1:23.434	0.261
11	21	SYKES	51.165	21	SYKES	33.453	11	21	SYKES	1:24.618	1:25.029	0.411
12	34	CLAYTON	51.368	34	CLAYTON	33.463	12	34	CLAYTON	1:24.831	1:25.035	0.204
13	70	DOVE	51.606	70	DOVE	33.792	13	70	DOVE	1:25.398	1:25.523	0.125
14	20	HUGHES	52.238	20	HUGHES	34.322	14	20	HUGHES	1:26.560	1:26.758	0.198
Perfect lap										1:19.909		

Ginetta G50 Cup
PRACTICE - SPEED TRAPS

SECTOR 1				SECTOR 2			FINISH LINE			
POS	NO	NAME	MPH	NO	NAME	MPH	NO	NAME	MPH	
1	5	Tom DUNSTAN	130.6				50	Richard DEAN	101.2	
2	25	Nigel MOORE	128.8				66	Frank WRATHALL	100.9	
3	50	Richard DEAN	128.8				5	Tom DUNSTAN	100.8	
4	28	Michele TOMMASI	128.1				25	Nigel MOORE	100.2	
5	6	Rob AUSTIN	127.8				6	Rob AUSTIN	99.7	
6	10	Tom SHARP	127.8				19	Christian DICK	99.6	
7	19	Christian DICK	127.8				4	Rod CARMAN	99.4	
8	4	Rod CARMAN	127.6				10	Tom SHARP	99.4	
9	66	Frank WRATHALL	126.9				33	Toby NEWTON	99.0	
10	70	David DOVE	126.9				70	David DOVE	99.0	
11	33	Toby NEWTON	126.6				28	Michele TOMMASI	98.8	
12	34	Chris CLAYTON	126.6				34	Chris CLAYTON	98.5	
13	21	Richard SYKES	124.7				20	Tony HUGHES	98.0	
14	20	Tony HUGHES	123.1				21	Richard SYKES	96.3	

Ginetta G50 Cup

QUALIFYING - RACE 6 - CLASSIFICATION

POS	NO	CL	DRIVER / TEAM	CAR	TIME	ON	LAPS	GAP	DIFF	MPH
1	6		Rob AUSTIN Rob Austin Racing	Ginetta G50	1:19.733	4	6			106.37
2	25		Nigel MOORE Tockwith Motorsport	Ginetta G50	1:19.795	4	11	0.062	0.062	106.29
3	50		Richard DEAN Colards Motorsport	Ginetta G50	1:20.458	3	8	0.725	0.663	105.41
4	5		Tom DUNSTAN Team GCR	Ginetta G50	1:20.798	3	10	1.065	0.340	104.97
5	66		Frank WRATHALL DynoJet / Will Hoy Scholarship	Ginetta G50	1:21.127	9	11	1.394	0.329	104.54
6	19		Christian DICK Speedworks Motorsport	Ginetta G50	1:21.596	3	9	1.863	0.469	103.94
7	4		Rod CARMAN Rob Austin Racing	Ginetta G50	1:21.705	4	10	1.972	0.109	103.80
8	28		Michele TOMMASI Colards	Ginetta G50	1:21.717	3	11	1.984	0.012	103.79
9	10		Tom SHARP IDL	Ginetta G50	1:22.102	9	11	2.369	0.385	103.30
10	21		Richard SYKES Speedworks Motorsport	Ginetta G50	1:24.135	9	11	4.402	2.033	100.80
11	34		Chris CLAYTON Xero	Ginetta G50	1:24.252	9	10	4.519	0.117	100.66
12	70		David DOVE David Dove Racing	Ginetta G50	1:25.868	9	11	6.135	1.616	98.77
13	20		Tony HUGHES Speedworks Motorsport	Ginetta G50	1:26.272	3	10	6.539	0.404	98.31

Weather / Track : Bright / Dry

These results are provisional until the conclusion of any judicial and technical matters.

Thruxton
Circuit Length = 2.3560 miles
Start: 15:48 End: 16:05

Clerk of Course :		Timekeeper :
-------------------	--	--------------

Ginetta G50 Cup

QUALIFYING - RACE 6 - SECTOR ANALYSIS

4	Rod CARMAN				Rob Austin Racing						
1 -	Out	100.2	39.086	90.8	1:41.598	6 -	52.009	125.7	34.025	98.1	1:26.034
2 -	56.124	125.4	33.969	99.6	1:30.093	7 -	50.428	125.9	33.560	98.3	1:23.988
3 -	49.414	128.1	32.929	98.1	1:22.343	8 -	50.253	126.1	33.398	97.4	1:23.651
4 -	49.018	128.8	32.687	99.1	1:21.705	9 -	49.971	127.6	32.677	99.3	1:22.648
5 -	1:16.199	114.7	36.345	94.8	1:52.544	10 -	50.559	126.1	33.250	98.1	1:23.809
5	Tom DUNSTAN				Team GCR						
1 -	Out	124.3	35.325	100.0	1:33.918	6 -	59.716	88.4	47.072	72.7	1:46.788
2 -	51.186	127.3	32.879	100.9	1:24.065	7 -	1:04.022	89.0	49.151	81.1	1:53.173
3 -	48.552	129.8	32.246	99.9	1:20.798	8 -	53.275	128.6	33.164	99.9	1:26.439
4 -	48.416	129.1	32.571	99.4	1:20.987	9 -	49.947	129.3	32.790	100.3	1:22.737
5 -	48.351	128.6	32.469	99.3	1:20.820	10 -	50.276	127.6	32.242	98.8	1:22.518
6	Rob AUSTIN				Rob Austin Racing						
1 -	Out	124.0	33.639	99.3	1:28.521	4 -	48.001	127.8	31.732	100.2	1:19.733
2 -	48.828	129.6	31.809	100.2	1:20.637	5 -	48.289	128.6	In		1:19.287P
3 -	48.437	128.1	31.664	100.3	1:20.101	6 -	Out	127.8	In		2:08.174P
10	Tom SHARP				IDL						
1 -	Out	116.1	34.367	97.7	1:30.395	7 -	49.465	126.9	33.598	98.8	1:23.063
2 -	50.919	127.8	33.077	99.4	1:23.996	8 -	49.436	127.3	32.737	98.3	1:22.173
3 -	49.710	126.6	32.835	99.1	1:22.545	9 -	49.470	126.6	32.632	99.0	1:22.102
4 -	50.053	128.3	32.934	97.5	1:22.987	10 -	49.674	126.9	32.593	98.3	1:22.267
5 -	49.226	129.1	33.002	98.0	1:22.228	11 -	49.525	128.3	33.068	97.5	1:22.593
6 -	49.636	128.3	33.610	97.1	1:23.246						
19	Christian DICK				Speedworks Motorsport						
1 -	Out	77.9	35.990	99.7	1:54.138	6 -	53.684	126.6	32.128	99.3	1:25.812
2 -	50.481	127.3	32.436	100.2	1:22.917	7 -	49.442	118.4	In		1:23.732P
3 -	49.297	128.3	32.299	99.6	1:21.596	8 -	Out	126.6	32.809	98.0	2:46.605
4 -	49.254	127.8	32.508	99.0	1:21.762	9 -	49.723	125.7	32.776	97.8	1:22.499
5 -	49.326	129.6	32.565	98.4	1:21.891						
20	Tony HUGHES				Speedworks Motorsport						
1 -	Out	116.9	36.287	96.1	1:36.374	6 -	52.177	122.5	34.171	97.1	1:26.348
2 -	52.592	122.0	34.279	97.5	1:26.871	7 -	53.357	121.4	35.048	97.7	1:28.405
3 -	52.179	122.7	34.093	97.8	1:26.272	8 -	52.340	122.5	34.395	97.7	1:26.735
4 -	52.523	122.0	34.673	97.3	1:27.196	9 -	52.240	122.5	34.283	96.1	1:26.523
5 -	53.346	121.8	34.582	97.8	1:27.928	10 -	54.520	114.1	34.089	97.3	1:28.609
21	Richard SYKES				Speedworks Motorsport						
1 -	Out	116.7	34.342	95.3	1:31.942	7 -	51.068	123.4	33.161	95.5	1:24.229
2 -	51.938	125.2	33.668	96.0	1:25.606	8 -	51.335	123.6	33.358	95.1	1:24.693
3 -	51.203	124.5	33.582	93.9	1:24.785	9 -	50.608	124.0	33.527	94.5	1:24.135
4 -	51.214	124.0	33.822	93.2	1:25.036	10 -	50.962	124.3	33.681	95.1	1:24.643
5 -	51.772	124.7	33.772	95.2	1:25.544	11 -	51.628	124.0	33.768	91.2	1:25.396
6 -	51.306	124.7	33.707	95.3	1:25.013						
25	Nigel MOORE				Tockwith Motorsport						
1 -	Out	125.4	33.847	100.6	1:27.725	7 -	48.537	128.1	32.089	99.4	1:20.626
2 -	48.806	128.8	31.951	99.7	1:20.757	8 -	50.354	120.3	In		1:24.111P
3 -	48.073	128.8	31.830	100.2	1:19.903	9 -	Out	127.8	32.266	99.9	1:54.689
4 -	47.913	128.8	31.882	99.7	1:19.795	10 -	48.346	127.1	32.169	99.6	1:20.515
5 -	48.166	129.1	31.977	99.1	1:20.143	11 -	48.593	127.3	31.946	99.9	1:20.539
6 -	48.197	128.3	32.009	99.9	1:20.206						
28	Michele TOMMASI				Colards						
1 -	Out	118.6	36.106	96.3	1:36.296	7 -	49.606	126.6	32.901	96.0	1:22.507
2 -	54.155	122.2	33.806	96.8	1:27.961	8 -	52.154	125.4	32.884	97.0	1:25.038
3 -	49.392	129.6	32.325	98.8	1:21.717	9 -	49.676	125.7	32.856	96.3	1:22.532
4 -	49.445	125.2	32.913	96.1	1:22.358	10 -	53.383	122.5	34.217	96.0	1:27.600
5 -	48.960	129.1	33.745	98.0	1:22.705	11 -	49.609	126.4	32.812	98.0	1:22.421

Thruxton
Circuit Length = 2.3560 miles
Start: 15:48 End: 16:05

Weather / Track : Bright / Dry

Ginetta G50 Cup

QUALIFYING - RACE 6 - SECTOR ANALYSIS

6 -	50.798	125.7	33.047	97.4	1:23.845						
34	Chris CLAYTON					Xero					
1 -	Out	120.3	34.453	97.4	1:33.440	6 -	53.352	123.8	33.726	98.8	1:27.078
2 -	52.011	126.4	47.571	96.7	1:39.582	7 -	50.995	123.8	33.777	99.1	1:24.772
3 -	52.316	125.0	34.256	98.5	1:26.572	8 -	50.750	124.7	34.080	98.0	1:24.830
4 -	51.406	125.4	34.423	96.8	1:25.829	9 -	50.572	125.7	33.680	99.1	1:24.252
5 -	51.493	124.7	34.218	98.7	1:25.711	10 -	50.746	124.5	33.749	99.0	1:24.495
50	Richard DEAN					Colards Motorsport					
1 -	Out	110.6	36.188	99.4	1:36.283	5 -	48.604	129.1	32.059	99.6	1:20.663
2 -	50.952	125.2	35.137	100.3	1:26.089	6 -	1:06.845	88.0	36.038	99.7	1:42.883
3 -	48.616	128.3	31.842	100.0	1:20.458	7 -	48.965	125.9	32.174	98.0	1:21.139
4 -	50.419	127.8	31.971	99.7	1:22.390	8 -	1:05.277	88.8	In		1:46.690P
66	Frank WRATHALL					DynoJet / Will Hoy Scholarship					
1 -	Out	123.6	35.613	101.4	1:34.440	7 -	49.482	125.4	32.653	100.0	1:22.135
2 -	51.219	125.7	32.734	100.9	1:23.953	8 -	52.679	111.7	37.277	97.4	1:29.956
3 -	49.246	127.1	32.680	100.3	1:21.926	9 -	48.839	127.8	32.288	100.9	1:21.127
4 -	49.079	127.1	32.452	100.6	1:21.531	10 -	54.975	116.1	35.828	96.7	1:30.803
5 -	49.381	125.9	34.121	99.9	1:23.502	11 -	59.503	104.4	38.254	81.9	1:37.757
6 -	49.356	126.9	32.734	100.0	1:22.090						
70	David DOVE					David Dove Racing					
1 -	Out	110.0	35.788	98.7	1:35.316	7 -	52.233	123.8	34.748	98.8	1:26.981
2 -	53.591	126.4	34.478	98.8	1:28.069	8 -	51.497	125.7	35.156	98.7	1:26.653
3 -	51.917	126.1	34.980	97.0	1:26.897	9 -	51.362	126.4	34.506	98.7	1:25.868
4 -	52.392	127.3	34.109	98.8	1:26.501	10 -	51.533	126.6	34.896	97.8	1:26.429
5 -	51.858	125.4	35.051	99.6	1:26.909	11 -	51.598	124.5	34.282	89.8	1:25.880
6 -	53.061	125.4	34.406	98.3	1:27.467						

Ginetta G50 Cup


QUALIFYING - RACE 6 - BEST SECTORS

SECTOR 1			SECTOR 2			IDEAL / BEST COMPARISON						
POS	NO	NAME	TIME	NO	NAME	TIME	POS	NO	NAME	IDEAL	BEST	DIFF
1	25	MOORE	47.913	6	AUSTIN	31.664	1	6	AUSTIN	1:19.665	1:19.733	0.068
2	6	AUSTIN	48.001	25	MOORE	31.830	2	25	MOORE	1:19.743	1:19.795	0.052
3	5	DUNSTAN	48.351	50	DEAN	31.842	3	50	DEAN	1:20.446	1:20.458	0.012
4	50	DEAN	48.604	19	DICK	32.128	4	5	DUNSTAN	1:20.593	1:20.798	0.205
5	66	WRATHALL	48.839	5	DUNSTAN	32.242	5	66	WRATHALL	1:21.127	1:21.127	0.000
6	28	TOMMASI	48.960	66	WRATHALL	32.288	6	28	TOMMASI	1:21.285	1:21.717	0.432
7	4	CARMAN	49.018	28	TOMMASI	32.325	7	19	DICK	1:21.382	1:21.596	0.214
8	10	SHARP	49.226	10	SHARP	32.593	8	4	CARMAN	1:21.695	1:21.705	0.010
9	19	DICK	49.254	4	CARMAN	32.677	9	10	SHARP	1:21.819	1:22.102	0.283
10	34	CLAYTON	50.572	21	SYKES	33.161	10	21	SYKES	1:23.769	1:24.135	0.366
11	21	SYKES	50.608	34	CLAYTON	33.680	11	34	CLAYTON	1:24.252	1:24.252	0.000
12	70	DOVE	51.362	20	HUGHES	34.089	12	70	DOVE	1:25.471	1:25.868	0.397
13	20	HUGHES	52.177	70	DOVE	34.109	13	20	HUGHES	1:26.266	1:26.272	0.006
Perfect lap										1:19.577		

Ginetta G50 Cup
QUALIFYING - RACE 6 - SPEED TRAPS

SECTOR 1				SECTOR 2			FINISH LINE			
POS	NO	NAME	MPH	NO	NAME	MPH	NO	NAME	MPH	
1	5	Tom DUNSTAN	129.8				66	Frank WRATHALL	101.4	
2	6	Rob AUSTIN	129.6				5	Tom DUNSTAN	100.9	
3	19	Christian DICK	129.6				25	Nigel MOORE	100.6	
4	28	Michele TOMMASI	129.6				6	Rob AUSTIN	100.3	
5	10	Tom SHARP	129.1				50	Richard DEAN	100.3	
6	25	Nigel MOORE	129.1				19	Christian DICK	100.2	
7	50	Richard DEAN	129.1				4	Rod CARMAN	99.6	
8	4	Rod CARMAN	128.8				70	David DOVE	99.6	
9	66	Frank WRATHALL	127.8				10	Tom SHARP	99.4	
10	70	David DOVE	127.3				34	Chris CLAYTON	99.1	
11	34	Chris CLAYTON	126.4				28	Michele TOMMASI	98.8	
12	21	Richard SYKES	125.2				20	Tony HUGHES	97.8	
13	20	Tony HUGHES	122.7				21	Richard SYKES	96.0	

Ginetta G50 Cup
RACE 6 - GRID - AMENDED


ROW 7	1:26.272 20 Tony HUGHES	33 Toby NEWTON
ROW 6	1:24.252 34 Chris CLAYTON	1:25.868 70 David DOVE
ROW 5	1:22.102 10 Tom SHARP	1:24.135 21 Richard SYKES
ROW 4	1:21.705 4 Rod CARMAN	1:21.717 28 Michele TOMMASI
ROW 3	1:21.127 66 Frank WRATHALL	1:21.596 19 Christian DICK
ROW 2	1:20.458 50 Richard DEAN	1:20.798 5 Tom DUNSTAN
ROW 1	1:19.733 6 Rob AUSTIN	1:19.795 25 Nigel MOORE
Pole		
		

Thrupton
 Circuit Length = 2.3560 miles

These results are provisional until the conclusion of any judicial and technical matters.

Clerk of Course :		Timekeeper :
-------------------	--	--------------

Ginetta G50 Cup
RACE 11 - GRID - AMENDED

ROW 7	1:26.348 20 Tony HUGHES	33 Toby NEWTON
ROW 6	1:24.495 34 Chris CLAYTON	70 David DOVE
ROW 5	1:22.358 28 Michele TOMMASI	21 Richard SYKES
ROW 4	1:22.173 10 Tom SHARP	4 Rod CARMAN
ROW 3	1:21.531 66 Frank WRATHALL	19 Christian DICK
ROW 2	1:20.663 50 Richard DEAN	5 Tom DUNSTAN
ROW 1	1:19.903 25 Nigel MOORE	6 Rob AUSTIN
Pole		
		

Thrupton
 Circuit Length = 2.3560 miles

These results are provisional until the conclusion of any judicial and technical matters.

Clerk of Course :		Timekeeper :
-------------------	--	--------------

Ginetta G50 Cup

RACE 6 - CLASSIFICATION

POS	NO	CL	DRIVER / TEAM	CAR	LAPS	TIME	GAP	DIFF	MPH	BEST	ON
1	6		Rob AUSTIN Rob Austin Racing	Ginetta G50	23	31:19.687			103.78	1:20.716	2
2	25		Nigel MOORE Tockwith Motorsport	Ginetta G50	23	31:26.553	6.866	6.866	103.40	1:20.135	9
3	19		Christian DICK Speedworks Motorsport	Ginetta G50	23	31:29.202	9.515	2.649	103.25	1:20.957	5
4	66		Frank WRATHALL DynoJet / Will Hoy Scholarship	Ginetta G50	23	31:37.588	17.901	8.386	102.80	1:21.082	4
5	33		Toby NEWTON Xero	Ginetta G50	23	31:40.149	20.462	2.561	102.66	1:21.353	8
6	5		Tom DUNSTAN Team GCR	Ginetta G50	23	31:41.245	21.558	1.096	102.60	1:21.370	4
7	4		Rod CARMAN Rob Austin Racing	Ginetta G50	23	32:20.322	1:00.635	39.077	100.53	1:22.396	4
8	28		Michele TOMMASI Colards	Ginetta G50	23	32:21.859	1:02.172	1.537	100.45	1:21.229	5
9	50		Richard DEAN Colards Motorsport	Ginetta G50	22	31:24.639	1 lap	1 lap	99.00	1:21.263	4
10	21		Richard SYKES Speedworks Motorsport	Ginetta G50	22	31:38.885	1 lap	14.246	98.26	1:24.169	7
11	20		Tony HUGHES Speedworks Motorsport	Ginetta G50	22	31:53.890	1 lap	15.005	97.49	1:25.346	7
12	70		David DOVE David Dove Racing	Ginetta G50	22	32:33.134	1 lap	39.244	95.53	1:24.098	7
NOT CLASSIFIED											
DNF	10		Tom SHARP IDL	Ginetta G50	9	12:25.096	14 laps	13 laps	102.44	1:21.202	4
DNF	34		Chris CLAYTON Xero	Ginetta G50	4	6:27.496	19 laps	5 laps	87.55	1:22.911	2
FASTEST LAP											
	25		Nigel MOORE Tockwith Motorsport	Ginetta G50	9	1:20.135		105.84 mph		170.33 kph	

Weather / Track : Cloudy / Dry

These results are provisional until the conclusion of any judicial and technical matters.

Thruxton
Circuit Length = 2.3560 miles
Start: 12:45 End: 13:18

Clerk of Course :

Timekeeper :

Ginetta G50 Cup

RACE 6 - LAP CHART

Lap 1			Lap 2			Lap 3			Lap 4			Lap 5		
No	Behind	Laptime	No	Behind	Laptime	No	Behind	Laptime	No	Behind	Laptime	No	Behind	Laptime
25		1:23.110	6		1:20.716	6		1:21.736	6		1:21.492	6		1:21.729
6	0.632	1:23.736	5	3.789	1:21.760	19	3.894	1:21.227	19	3.800	1:21.398	19	3.028	1:20.957
19	2.805	1:25.368	19	4.403	1:22.946	5	4.110	1:22.057	5	3.988	1:21.370	5	4.075	1:21.816
5	3.377	1:26.172	10	4.547	1:22.352	10	4.725	1:21.914	10	4.435	1:21.202	10	4.510	1:21.804
10	3.543	1:25.732	66	4.987	1:21.971	66	5.108	1:21.857	66	4.698	1:21.082	66	4.740	1:21.771
50	3.731	1:26.325	50	5.060	1:22.677	50	5.584	1:22.260	50	5.355	1:21.263	50	5.021	1:21.395
66	4.364	1:26.873	28	5.946	1:22.333	28	5.985	1:21.775	28	6.228	1:21.735	28	5.728	1:21.229
28	4.961	1:27.044	4	6.827	1:22.853	4	7.698	1:22.607	4	8.602	1:22.396	33	9.251	1:21.431
4	5.322	1:27.367	34	7.313	1:22.911	34	8.511	1:22.934	33	9.549	1:22.371	4	9.683	1:22.810
34	5.750	1:27.487	33	7.887	1:21.876	33	8.670	1:22.519	25	14.642	1:20.557	25	13.327	1:20.414
33	7.359	1:28.585	20	15.742	1:28.541	25	15.577	1:21.411	21	27.348	1:27.193	21	30.111	1:24.492
70	8.008	1:29.554	25	15.902	1:37.250	20	21.169	1:27.163	70	27.707	1:26.954	70	31.128	1:25.150
20	8.549	1:29.803	21	17.525	1:25.666	21	21.647	1:25.858	20	27.835	1:28.158	20	32.427	1:26.321
21	13.207	1:35.360	70	18.310	1:31.650	70	22.245	1:25.671	34	57.238	2:10.219			

Ginetta G50 Cup

RACE 6 - LAP CHART

Lap 6			Lap 7			Lap 8			Lap 9			Lap 10		
No	Behind	Laptime	No	Behind	Laptime	No	Behind	Laptime	No	Behind	Laptime	No	Behind	Laptime
6		1:21.224	6		1:20.735	6		1:20.821	6		1:20.826	6		1:21.243
19	3.038	1:21.234	19	3.472	1:21.169	19	4.281	1:21.630	19	4.548	1:21.093	19	4.984	1:21.679
5	4.398	1:21.547	5	5.210	1:21.547	66	6.264	1:21.556	66	7.954	1:22.516	5	9.327	1:22.385
66	4.763	1:21.247	66	5.529	1:21.501	5	6.608	1:22.219	5	8.185	1:22.403	28	10.154	1:22.220
10	5.343	1:22.057	10	6.068	1:21.460	10	7.022	1:21.775	28	9.177	1:22.194	66	10.214	1:23.503
50	5.756	1:21.959	50	6.407	1:21.386	50	7.317	1:21.731	50	9.348	1:22.857	25	11.509	1:21.238
28	5.966	1:21.462	28	6.842	1:21.611	28	7.809	1:21.788	10	9.503	1:23.307	50	12.444	1:24.339
33	9.683	1:21.656	33	10.682	1:21.734	33	11.214	1:21.353	25	11.514	1:20.135	33	12.614	1:21.777
25	12.752	1:20.649	25	12.522	1:20.505	25	12.205	1:20.504	33	12.080	1:21.692	4	31.688	1:24.446
4	19.635	1:31.176	4	23.019	1:24.119	4	25.786	1:23.588	4	28.485	1:23.525	21	47.773	1:24.353
21	33.232	1:24.345	21	36.666	1:24.169	21	41.288	1:25.443	21	44.663	1:24.201	70	49.491	1:24.990
70	34.298	1:24.394	70	37.661	1:24.098	70	41.699	1:24.859	70	45.744	1:24.871	20	57.075	1:26.392
20	36.735	1:25.532	20	41.346	1:25.346	20	46.739	1:26.214	20	51.926	1:26.013			

Ginetta G50 Cup

RACE 6 - LAP CHART

Lap 11			Lap 12			Lap 13			Lap 14			Lap 15		
No	Behind	Laptime	No	Behind	Laptime	No	Behind	Laptime	No	Behind	Laptime	No	Behind	Laptime
6		1:21.516	6		1:21.707	6		1:21.392	6		1:21.388	6		1:21.394
19	5.708	1:22.240	19	6.011	1:22.010	19	7.145	1:22.526	19	7.984	1:22.227	19	8.348	1:21.758
5	10.121	1:22.310	5	9.988	1:21.574	25	10.752	1:21.676	25	10.407	1:21.043	25	9.648	1:20.635
66	10.763	1:22.065	25	10.468	1:21.226	5	11.099	1:22.503	66	12.390	1:22.150	66	13.085	1:22.089
25	10.949	1:20.956	66	11.570	1:22.514	66	11.628	1:21.450	5	12.562	1:22.851	5	13.378	1:22.210
50	13.653	1:22.725	50	14.036	1:22.090	50	14.223	1:21.579	50	15.018	1:22.183	50	15.332	1:21.708
33	13.832	1:22.734	33	14.280	1:22.155	33	14.939	1:22.051	33	15.380	1:21.829	33	15.621	1:21.635
28	13.977	1:25.339	28	15.080	1:22.810	4	38.811	1:25.147	4	40.559	1:23.136	4	42.252	1:23.087
4	33.833	1:23.661	4	35.056	1:22.930	28	46.426	1:52.738	28	48.487	1:23.449	28	49.800	1:22.707
21	50.998	1:24.741	21	53.729	1:24.438	21	1:00.637	1:28.300	21	1:05.131	1:25.882	21	1:09.485	1:25.748
70	54.388	1:26.413	70	1:00.280	1:27.599	70	1:05.726	1:26.838	70	1:10.223	1:25.885	70	1:14.890	1:26.061
20	1:01.915	1:26.356	20	1:06.273	1:26.065	20	1:10.894	1:26.013	20	1:15.382	1:25.876	20	1:19.929	1:25.941

Ginetta G50 Cup

RACE 6 - LAP CHART

Lap 16			Lap 17			Lap 18			Lap 19			Lap 20		
No	Behind	Laptime	No	Behind	Laptime	No	Behind	Laptime	No	Behind	Laptime	No	Behind	Laptime
6		1:21.111	6		1:21.090	6		1:22.167	6		1:21.048	6		1:21.366
25	8.939	1:20.402	20	1 LAP	1:27.255	70	1 LAP	1:27.776	21	1 LAP	1:25.949	50	1 LAP	2:25.962
19	9.616	1:22.379	25	9.341	1:21.492	20	1 LAP	1:25.626	25	9.420	1:21.872	21	1 LAP	1:25.596
66	14.734	1:22.760	19	10.259	1:21.733	25	8.596	1:21.422	70	1 LAP	1:26.768	25	10.072	1:22.018
5	15.049	1:22.782	5	15.835	1:21.876	19	10.205	1:22.113	19	10.995	1:21.838	19	11.634	1:22.005
33	16.474	1:21.964	66	16.678	1:23.034	5	16.116	1:22.448	20	1 LAP	1:27.665	70	1 LAP	1:27.463
50	18.859	1:24.638	33	17.743	1:22.359	66	16.904	1:22.393	5	17.098	1:22.030	5	18.024	1:22.292
4	44.529	1:23.388	50	19.739	1:21.970	33	17.945	1:22.369	66	18.215	1:22.359	66	18.632	1:21.783
28	51.897	1:23.208	4	46.526	1:23.087	50	20.632	1:23.060	33	18.932	1:22.035	33	19.973	1:22.407
21	1:13.491	1:25.117	28	53.468	1:22.661	4	48.268	1:23.909	4	51.426	1:24.206	20	1 LAP	1:28.968
70	1:19.396	1:25.617	21	1:18.022	1:25.621	28	53.678	1:22.377	28	55.568	1:22.938	4	55.860	1:25.800
												28	56.444	1:22.242

Ginetta G50 Cup

RACE 6 - LAP CHART

Lap 21			Lap 22			Lap 23		
No	Behind	Laptime	No	Behind	Laptime	No	Behind	Laptime
6		1:21.976	6		1:22.374	6		1:24.322
50	1 LAP	1:23.594	50	1 LAP	1:23.305	50	1 LAP	1:22.545
21	1 LAP	1:25.445	25	9.707	1:21.919	25	6.866	1:21.481
25	10.162	1:22.066	19	11.203	1:22.374	19	9.515	1:22.634
19	11.203	1:21.545	21	1 LAP	1:27.927	66	17.901	1:23.882
5	18.345	1:22.297	5	17.871	1:21.900	21	1 LAP	1:29.512
66	18.916	1:22.260	66	18.341	1:21.799	33	20.462	1:23.322
33	21.205	1:23.208	33	21.462	1:22.631	5	21.558	1:28.009
70	1 LAP	1:29.063	20	1 LAP	1:26.529	20	1 LAP	1:27.312
20	1 LAP	1:26.373	4	1:00.263	1:23.621	4	1:00.635	1:24.694
4	59.016	1:25.132	28	1:00.454	1:23.580	28	1:02.172	1:26.040
28	59.248	1:24.780	70	1 LAP	2:05.005	70	1 LAP	1:32.319

Ginetta G50 Cup

RACE 6 - SECTOR ANALYSIS

4		Rod CARMAN				Rob Austin Racing					
1 -	54.249	126.6	33.118	100.2	1:27.367	13 -	50.422	125.9	34.725	98.4	1:25.147
2 -	49.955	129.6	32.898	98.5	1:22.853	14 -	50.336	125.2	32.800	98.3	1:23.136
3 -	49.545	126.1	33.062	97.8	1:22.607	15 -	50.268	126.4	32.819	99.0	1:23.087
4 -	49.487	125.9	32.909	98.5	1:22.396	16 -	50.265	125.4	33.123	98.5	1:23.388
5 -	49.614	125.4	33.196	99.3	1:22.810	17 -	50.202	125.4	32.885	98.8	1:23.087
6 -	50.079	125.0	41.097	93.9	1:31.176	18 -	50.482	125.7	33.427	97.5	1:23.909
7 -	50.614	125.2	33.505	98.0	1:24.119	19 -	50.773	124.5	33.433	98.5	1:24.206
8 -	50.309	125.0	33.279	97.0	1:23.588	20 -	51.088	125.4	34.712	96.7	1:25.800
9 -	50.321	125.2	33.204	98.5	1:23.525	21 -	51.944	125.4	33.188	96.7	1:25.132
10 -	50.159	126.1	34.287	98.8	1:24.446	22 -	50.937	124.5	32.684	96.6	1:23.621
11 -	50.452	125.2	33.209	97.8	1:23.661	23 -	50.800	125.9	33.894	97.5	1:24.694
12 -	50.176	125.9	32.754	98.4	1:22.930						
5		Tom DUNSTAN				Team GCR					
1 -	51.598	128.8	34.574	95.2	1:26.172	13 -	49.489	127.1	33.014	99.9	1:22.503
2 -	49.406	127.3	32.354	98.8	1:21.760	14 -	49.909	124.5	32.942	100.9	1:22.851
3 -	49.215	126.9	32.842	100.6	1:22.057	15 -	49.817	127.6	32.393	100.8	1:22.210
4 -	49.264	127.6	32.106	100.8	1:21.370	16 -	49.386	128.6	33.396	99.9	1:22.782
5 -	49.245	127.6	32.571	99.4	1:21.816	17 -	49.579	126.1	32.297	99.1	1:21.876
6 -	49.188	126.6	32.359	99.6	1:21.547	18 -	49.694	126.4	32.754	99.4	1:22.448
7 -	49.172	126.9	32.375	98.5	1:21.547	19 -	49.536	126.4	32.494	100.2	1:22.030
8 -	49.374	127.1	32.845	100.0	1:22.219	20 -	49.871	125.7	32.421	99.6	1:22.292
9 -	49.601	129.3	32.802	100.8	1:22.403	21 -	49.873	125.4	32.424	99.6	1:22.297
10 -	49.559	128.1	32.826	99.9	1:22.385	22 -	49.664	126.1	32.236	100.0	1:21.900
11 -	49.638	126.1	32.672	98.3	1:22.310	23 -	49.775	126.9	38.234	90.8	1:28.009
12 -	49.418	126.9	32.156	99.3	1:21.574						
6		Rob AUSTIN				Rob Austin Racing					
1 -	51.573	127.6	32.163	100.3	1:23.736	13 -	49.011	126.4	32.381	99.1	1:21.392
2 -	48.606	128.3	32.110	99.6	1:20.716	14 -	49.025	126.4	32.363	99.0	1:21.388
3 -	49.002	125.9	32.734	99.3	1:21.736	15 -	49.098	126.1	32.296	99.3	1:21.394
4 -	49.088	126.1	32.404	99.6	1:21.492	16 -	48.817	126.4	32.294	99.1	1:21.111
5 -	49.282	125.7	32.447	99.3	1:21.729	17 -	48.873	126.6	32.217	99.9	1:21.090
6 -	48.965	126.1	32.259	99.1	1:21.224	18 -	49.492	123.8	32.675	99.0	1:22.167
7 -	48.613	126.6	32.122	98.4	1:20.735	19 -	48.891	126.6	32.157	99.0	1:21.048
8 -	48.715	126.4	32.106	98.8	1:20.821	20 -	48.876	126.1	32.490	99.0	1:21.366
9 -	48.588	126.6	32.238	99.0	1:20.826	21 -	49.306	126.1	32.670	98.5	1:21.976
10 -	48.864	126.1	32.379	99.1	1:21.243	22 -	49.786	125.7	32.588	98.7	1:22.374
11 -	48.940	125.7	32.576	99.1	1:21.516	23 -	49.564	125.4	34.758	57.1	1:24.322
12 -	49.227	125.7	32.480	98.7	1:21.707						
10		Tom SHARP				IDL					
1 -	52.313	128.8	33.419	97.5	1:25.732	6 -	48.847	127.6	33.210	98.4	1:22.057
2 -	49.632	128.3	32.720	97.5	1:22.352	7 -	48.855	128.8	32.605	99.0	1:21.460
3 -	49.347	128.6	32.567	99.0	1:21.914	8 -	49.141	129.3	32.634	99.0	1:21.775
4 -	48.835	129.6	32.367	99.4	1:21.202	9 -	49.304	129.8	34.003	98.0	1:23.307
5 -	48.936	130.1	32.868	99.6	1:21.804						
19		Christian DICK				Speedworks Motorsport					
1 -	51.661	127.8	33.707	96.0	1:25.368	13 -	49.801	126.6	32.725	97.8	1:22.526
2 -	49.702	125.9	33.244	97.4	1:22.946	14 -	50.012	125.7	32.215	97.3	1:22.227
3 -	48.973	129.1	32.254	98.0	1:21.227	15 -	49.316	126.4	32.442	98.4	1:21.758
4 -	49.061	126.6	32.337	99.1	1:21.398	16 -	49.317	126.1	33.062	98.4	1:22.379
5 -	48.883	126.6	32.074	98.5	1:20.957	17 -	49.672	126.1	32.061	99.3	1:21.733
6 -	48.999	126.1	32.235	98.4	1:21.234	18 -	49.567	127.3	32.546	98.3	1:22.113
7 -	48.952	126.4	32.217	96.7	1:21.169	19 -	49.757	126.4	32.081	98.7	1:21.838
8 -	49.176	125.4	32.454	98.5	1:21.630	20 -	49.774	126.9	32.231	99.0	1:22.005
9 -	48.873	126.9	32.220	98.1	1:21.093	21 -	49.457	126.6	32.088	99.3	1:21.545
10 -	49.275	125.9	32.404	98.1	1:21.679	22 -	50.265	125.7	32.109	99.0	1:22.374
11 -	49.502	125.0	32.738	98.3	1:22.240	23 -	49.769	126.6	32.865	98.5	1:22.634
12 -	49.497	126.4	32.513	98.1	1:22.010						

Thruxton
Circuit Length = 2.3560 miles
Start: 12:45 End: 13:18

Weather / Track : Cloudy / Dry

Ginetta G50 Cup

RACE 6 - SECTOR ANALYSIS

20		Tony HUGHES				Speedworks Motorsport					
1 -	55.901	124.5	33.902	99.0	1:29.803	12 -	51.832	122.0	34.233	96.7	1:26.065
2 -	52.564	123.6	35.977	97.7	1:28.541	13 -	51.667	123.8	34.346	96.8	1:26.013
3 -	53.271	123.4	33.892	98.4	1:27.163	14 -	51.684	123.6	34.192	98.1	1:25.876
4 -	52.229	123.4	35.929	93.5	1:28.158	15 -	51.891	123.8	34.050	98.1	1:25.941
5 -	52.202	125.4	34.119	98.0	1:26.321	16 -	53.135	123.4	34.120	98.5	1:27.255
6 -	51.131	124.7	34.401	98.5	1:25.532	17 -	51.510	124.0	34.116	97.8	1:25.626
7 -	51.522	123.6	33.824	98.4	1:25.346	18 -	53.537	123.8	34.128	97.1	1:27.665
8 -	51.740	124.0	34.474	97.3	1:26.214	19 -	53.992	113.7	34.976	98.4	1:28.968
9 -	51.611	123.8	34.402	97.7	1:26.013	20 -	52.039	123.1	34.334	97.0	1:26.373
10 -	51.706	123.4	34.686	97.1	1:26.392	21 -	52.502	119.2	34.027	98.3	1:26.529
11 -	51.611	124.3	34.745	97.0	1:26.356	22 -	51.948	123.4	35.364	98.0	1:27.312
21		Richard SYKES				Speedworks Motorsport					
1 -	53.786	124.5	41.574	95.3	1:35.360	12 -	51.402	123.8	33.036	95.9	1:24.438
2 -	51.966	124.7	33.700	96.8	1:25.666	13 -	51.290	123.4	37.010	93.7	1:28.300
3 -	51.810	124.5	34.048	96.0	1:25.858	14 -	51.857	123.6	34.025	95.3	1:25.882
4 -	52.107	126.4	35.086	92.7	1:27.193	15 -	52.019	122.7	33.729	94.9	1:25.748
5 -	51.350	123.8	33.142	96.6	1:24.492	16 -	51.780	122.9	33.337	95.7	1:25.117
6 -	50.850	123.1	33.495	94.8	1:24.345	17 -	52.000	122.7	33.621	93.6	1:25.621
7 -	51.045	124.3	33.124	95.9	1:24.169	18 -	51.969	122.0	33.980	96.1	1:25.949
8 -	51.198	124.5	34.245	92.8	1:25.443	19 -	52.304	122.9	33.292	96.3	1:25.596
9 -	51.093	123.6	33.108	96.1	1:24.201	20 -	51.775	122.5	33.670	95.2	1:25.445
10 -	50.976	124.3	33.377	95.9	1:24.353	21 -	54.389	119.8	33.538	95.5	1:27.927
11 -	51.471	123.4	33.270	95.1	1:24.741	22 -	52.416	120.3	37.096	94.5	1:29.512
25		Nigel MOORE				Tockwith Motorsport					
1 -	51.167	127.6	31.943	99.7	1:23.110	13 -	49.140	128.1	32.536	99.7	1:21.676
2 -	48.817	127.3	48.433	101.1	1:37.250	14 -	49.078	126.1	31.965	99.6	1:21.043
3 -	49.241	125.9	32.170	100.2	1:21.411	15 -	48.673	127.3	31.962	100.0	1:20.635
4 -	48.662	127.3	31.895	100.5	1:20.557	16 -	48.691	127.8	31.711	100.0	1:20.402
5 -	48.583	126.1	31.831	99.7	1:20.414	17 -	49.044	126.6	32.448	100.0	1:21.492
6 -	48.710	126.1	31.939	99.7	1:20.649	18 -	49.260	126.1	32.162	100.5	1:21.422
7 -	48.567	127.1	31.938	100.2	1:20.505	19 -	49.360	126.9	32.512	96.4	1:21.872
8 -	48.635	127.6	31.869	100.3	1:20.504	20 -	49.651	125.7	32.367	100.3	1:22.018
9 -	48.293	129.6	31.842	100.0	1:20.135	21 -	49.630	125.7	32.436	100.2	1:22.066
10 -	48.699	127.8	32.539	98.8	1:21.238	22 -	49.492	126.1	32.427	99.9	1:21.919
11 -	48.897	127.1	32.059	100.8	1:20.956	23 -	49.274	125.7	32.207	100.2	1:21.481
12 -	49.396	127.3	31.830	100.0	1:21.226						
28		Michele TOMMASI				Colards					
1 -	53.831	125.9	33.213	97.7	1:27.044	13 -	49.108	130.3	1:03.630	96.3	1:52.738
2 -	50.010	128.1	32.323	99.6	1:22.333	14 -	50.195	125.9	33.254	98.0	1:23.449
3 -	49.201	130.1	32.574	99.7	1:21.775	15 -	49.511	126.4	33.196	97.3	1:22.707
4 -	49.348	128.6	32.387	99.3	1:21.735	16 -	50.074	125.7	33.134	97.7	1:23.208
5 -	48.916	129.1	32.313	99.4	1:21.229	17 -	49.859	127.3	32.802	97.1	1:22.661
6 -	49.075	129.6	32.387	99.4	1:21.462	18 -	49.824	127.3	32.553	98.3	1:22.377
7 -	49.313	129.3	32.298	99.6	1:21.611	19 -	50.080	126.9	32.858	97.8	1:22.938
8 -	49.351	130.6	32.437	99.3	1:21.788	20 -	49.717	127.6	32.525	98.4	1:22.242
9 -	49.309	129.6	32.885	98.4	1:22.194	21 -	51.514	125.7	33.266	98.1	1:24.780
10 -	49.176	128.8	33.044	97.5	1:22.220	22 -	51.073	127.6	32.507	98.4	1:23.580
11 -	51.249	120.3	34.090	92.7	1:25.339	23 -	50.528	125.4	35.512	96.6	1:26.040
12 -	50.285	128.1	32.525	98.4	1:22.810						
33		Toby NEWTON				Xero					
1 -	55.347	124.7	33.238	99.4	1:28.585	13 -	49.678	126.6	32.373	99.6	1:22.051
2 -	49.663	127.8	32.213	100.5	1:21.876	14 -	49.299	126.9	32.530	99.7	1:21.829
3 -	49.613	129.1	32.906	99.1	1:22.519	15 -	49.399	128.3	32.236	99.7	1:21.635
4 -	50.123	124.5	32.248	100.0	1:22.371	16 -	49.578	126.4	32.386	99.0	1:21.964
5 -	49.276	126.9	32.155	99.0	1:21.431	17 -	49.872	125.9	32.487	99.7	1:22.359
6 -	49.286	123.6	32.370	99.3	1:21.656	18 -	49.912	125.2	32.457	99.7	1:22.369
7 -	49.403	123.6	32.331	99.1	1:21.734	19 -	49.497	127.3	32.538	99.4	1:22.035
8 -	48.965	126.4	32.388	99.4	1:21.353	20 -	49.762	122.5	32.645	99.6	1:22.407
9 -	48.906	126.1	32.786	100.5	1:21.692	21 -	49.778	126.1	33.430	99.6	1:23.208

Thruxton
Circuit Length = 2.3560 miles
Start: 12:45 End: 13:18

Weather / Track : Cloudy / Dry

Ginetta G50 Cup

RACE 6 - SECTOR ANALYSIS

10 -	49.258	125.7	32.519	98.4	1:21.777	22 -	49.693	125.4	32.938	99.0	1:22.631
11 -	49.801	127.1	32.933	95.2	1:22.734	23 -	49.653	125.0	33.669	98.1	1:23.322
12 -	49.751	127.8	32.404	99.6	1:22.155						
34	Chris CLAYTON					Xero					
1 -	53.614	127.1	33.873	99.9	1:27.487	3 -	49.943	127.6	32.991	96.8	1:22.934
2 -	50.168	128.6	32.743	100.9	1:22.911	4 -	1:16.359	66.1	In		2:10.219P
50	Richard DEAN					Colards Motorsport					
1 -	52.080	129.1	34.245	93.2	1:26.325	12 -	49.679	127.1	32.411	99.1	1:22.090
2 -	49.905	128.8	32.772	97.3	1:22.677	13 -	49.036	128.1	32.543	99.1	1:21.579
3 -	49.814	127.3	32.446	99.9	1:22.260	14 -	49.873	126.9	32.310	98.8	1:22.183
4 -	49.228	128.1	32.035	100.5	1:21.263	15 -	49.380	127.6	32.328	99.7	1:21.708
5 -	48.890	129.6	32.505	101.1	1:21.395	16 -	49.306	127.6	35.332	99.0	1:24.638
6 -	49.237	128.3	32.722	98.4	1:21.959	17 -	49.523	127.3	32.447	99.7	1:21.970
7 -	49.124	128.6	32.262	100.2	1:21.386	18 -	49.580	127.3	In		1:23.060P
8 -	49.412	128.8	32.319	100.3	1:21.731	19 -	Out	125.7	33.089	98.8	2:25.962
9 -	49.411	128.8	33.446	99.6	1:22.857	20 -	50.640	126.4	32.954	98.7	1:23.594
10 -	49.699	128.8	34.640	95.9	1:24.339	21 -	50.347	126.1	32.958	97.3	1:23.305
11 -	49.657	127.1	33.068	96.1	1:22.725	22 -	49.877	126.6	32.668	98.4	1:22.545
66	Frank WRATHALL					DynoJet / Will Hoy Scholarship					
1 -	52.325	129.1	34.548	96.1	1:26.873	13 -	48.903	127.6	32.547	100.9	1:21.450
2 -	49.615	128.8	32.356	98.8	1:21.971	14 -	49.397	127.6	32.753	100.2	1:22.150
3 -	49.581	127.3	32.276	100.9	1:21.857	15 -	49.370	127.1	32.719	100.5	1:22.089
4 -	48.921	128.1	32.161	100.9	1:21.082	16 -	49.563	126.6	33.197	99.7	1:22.760
5 -	49.320	127.6	32.451	101.2	1:21.771	17 -	50.247	128.1	32.787	100.5	1:23.034
6 -	48.972	128.1	32.275	100.8	1:21.247	18 -	49.475	127.1	32.918	100.8	1:22.393
7 -	49.080	128.6	32.421	100.5	1:21.501	19 -	49.914	126.4	32.445	101.2	1:22.359
8 -	49.307	128.1	32.249	100.2	1:21.556	20 -	49.403	126.9	32.380	100.9	1:21.783
9 -	49.655	127.3	32.861	100.2	1:22.516	21 -	49.515	128.3	32.745	100.9	1:22.260
10 -	49.502	126.9	34.001	99.7	1:23.503	22 -	49.260	128.1	32.539	101.1	1:21.799
11 -	49.664	125.2	32.401	100.2	1:22.065	23 -	49.480	128.6	34.402	97.4	1:23.882
12 -	50.195	127.8	32.319	100.3	1:22.514						
70	David DOVE					David Dove Racing					
1 -	54.776	125.4	34.778	100.8	1:29.554	12 -	53.030	124.0	34.569	97.4	1:27.599
2 -	56.941	124.5	34.709	99.3	1:31.650	13 -	51.593	125.2	35.245	98.4	1:26.838
3 -	51.676	124.3	33.995	100.3	1:25.671	14 -	51.814	124.0	34.071	98.7	1:25.885
4 -	51.974	126.9	34.980	96.4	1:26.954	15 -	51.460	125.4	34.601	98.4	1:26.061
5 -	51.637	126.6	33.513	98.7	1:25.150	16 -	51.411	125.2	34.206	99.4	1:25.617
6 -	50.662	127.1	33.732	97.0	1:24.394	17 -	53.519	124.7	34.257	99.1	1:27.776
7 -	50.487	128.3	33.611	98.7	1:24.098	18 -	51.783	117.3	34.985	86.5	1:26.768
8 -	50.814	126.9	34.045	97.5	1:24.859	19 -	53.463	121.1	34.000	98.5	1:27.463
9 -	51.270	127.8	33.601	98.8	1:24.871	20 -	53.680	120.3	35.383	98.4	1:29.063
10 -	50.820	127.6	34.170	98.4	1:24.990	21 -	1:27.526	89.6	37.479	94.5	2:05.005
11 -	51.910	125.0	34.503	94.5	1:26.413	22 -	54.852	120.7	37.467	94.0	1:32.319

Weather / Track : Cloudy / Dry

Thruxton
Circuit Length = 2.3560 miles
Start: 12:45 End: 13:18

Ginetta G50 Cup

RACE 6 - BEST SECTORS

SECTOR 1			SECTOR 2			IDEAL / BEST COMPARISON						
POS	NO	NAME	TIME	NO	NAME	TIME	POS	NO	NAME	IDEAL	BEST	DIFF
1	25	MOORE	48.293	25	MOORE	31.711	1	25	MOORE	1:20.004	1:20.135	0.131
2	6	AUSTIN	48.588	50	DEAN	32.035	2	6	AUSTIN	1:20.694	1:20.716	0.022
3	10	SHARP	48.835	19	DICK	32.061	3	50	DEAN	1:20.925	1:21.263	0.338
4	19	DICK	48.873	5	DUNSTAN	32.106	4	19	DICK	1:20.934	1:20.957	0.023
5	50	DEAN	48.890	6	AUSTIN	32.106	5	33	NEWTON	1:21.061	1:21.353	0.292
6	66	WRATHALL	48.903	33	NEWTON	32.155	6	66	WRATHALL	1:21.064	1:21.082	0.018
7	33	NEWTON	48.906	66	WRATHALL	32.161	7	10	SHARP	1:21.202	1:21.202	0.000
8	28	TOMMASI	48.916	28	TOMMASI	32.298	8	28	TOMMASI	1:21.214	1:21.229	0.015
9	5	DUNSTAN	49.172	10	SHARP	32.367	9	5	DUNSTAN	1:21.278	1:21.370	0.092
10	4	CARMAN	49.487	4	CARMAN	32.684	10	4	CARMAN	1:22.171	1:22.396	0.225
11	34	CLAYTON	49.943	34	CLAYTON	32.743	11	34	CLAYTON	1:22.686	1:22.911	0.225
12	70	DOVE	50.487	21	SYKES	33.036	12	21	SYKES	1:23.886	1:24.169	0.283
13	21	SYKES	50.850	70	DOVE	33.513	13	70	DOVE	1:24.000	1:24.098	0.098
14	20	HUGHES	51.131	20	HUGHES	33.824	14	20	HUGHES	1:24.955	1:25.346	0.391
Perfect lap										1:20.004		

Ginetta G50 Cup
RACE 6 - SPEED TRAPS

SECTOR 1				SECTOR 2			FINISH LINE			
POS	NO	NAME	MPH	NO	NAME	MPH	NO	NAME	MPH	
1	28	Michele TOMMASI	130.6				66	Frank WRATHALL	101.2	
2	10	Tom SHARP	130.1				25	Nigel MOORE	101.1	
3	4	Rod CARMAN	129.6				50	Richard DEAN	101.1	
4	25	Nigel MOORE	129.6				5	Tom DUNSTAN	100.9	
5	50	Richard DEAN	129.6				34	Chris CLAYTON	100.9	
6	5	Tom DUNSTAN	129.3				70	David DOVE	100.8	
7	19	Christian DICK	129.1				33	Toby NEWTON	100.5	
8	33	Toby NEWTON	129.1				6	Rob AUSTIN	100.3	
9	66	Frank WRATHALL	129.1				4	Rod CARMAN	100.2	
10	34	Chris CLAYTON	128.6				28	Michele TOMMASI	99.7	
11	6	Rob AUSTIN	128.3				10	Tom SHARP	99.6	
12	70	David DOVE	128.3				19	Christian DICK	99.3	
13	21	Richard SYKES	126.4				20	Tony HUGHES	99.0	
14	20	Tony HUGHES	125.4				21	Richard SYKES	96.8	

Weather / Track : Cloudy / Dry

www.tsl-timing.com

Thruxton
 Circuit Length = 2.3560 miles
 Start: 12:45 End: 13:18

Printed - 13.19 Sunday, 29 June 2008

Ginetta G50 Cup

RACE 6 - POSITION CHART

No	Name	Laps Pos	1	2	3	4	5	6	7	8	9	10	11	12	13	14	15	16	17	18	19	20	21	22	23
			25	MOORE	1	25	6	6	6	6	6	6	6	6	6	6	6	6	6	6	6	6	6	6	6
6	AUSTIN	2	6	5	19	19	19	19	19	19	19	19	19	19	19	19	19	25	25	25	25	25	25	25	25
19	DICK	3	19	19	5	5	5	5	5	66	66	5	5	5	25	25	25	19	19	19	19	19	19	19	19
5	DUNSTAN	4	5	10	10	10	10	66	66	5	5	28	66	25	5	66	66	66	5	5	5	5	5	5	66
10	SHARP	5	10	66	66	66	66	10	10	10	28	66	25	66	66	5	5	5	66	66	66	66	66	66	33
50	DEAN	6	50	50	50	50	50	50	50	50	50	25	50	50	50	50	50	33	33	33	33	33	33	33	5
66	WRATHALL	7	66	28	28	28	28	28	28	28	10	50	33	33	33	33	33	50	50	50	4	4	4	4	4
28	TOMMASI	8	28	4	4	4	33	33	33	33	25	33	28	28	4	4	4	4	4	4	28	28	28	28	28
4	CARMAN	9	4	34	34	33	4	25	25	25	33	4	4	4	28	28	28	28	28	28	50	50	50	50	
34	CLAYTON	10	34	33	33	25	25	4	4	4	4	21	21	21	21	21	21	21	21	21	21	21	21	21	
33	NEWTON	11	33	20	25	21	21	21	21	21	21	70	70	70	70	70	70	70	70	70	70	70	20	20	
70	DOVE	12	70	25	20	70	70	70	70	70	70	20	20	20	20	20	20	20	20	20	20	20	70	70	
20	HUGHES	13	20	21	21	20	20	20	20	20	20														
21	SYKES	14	21	70	70	34																			

Ginetta G50 Cup

RACE 11 - CLASSIFICATION

POS	NO	CL	DRIVER / TEAM	CAR	LAPS	TIME	GAP	DIFF	MPH	BEST	ON
1	25		Nigel MOORE Tockwith Motorsport	Ginetta G50	15	20:16.976			104.54	1:20.333	2
2	6		Rob AUSTIN Rob Austin Racing	Ginetta G50	15	20:17.297	0.321	0.321	104.51	1:20.433	4
3	5		Tom DUNSTAN Team GCR	Ginetta G50	15	20:34.181	17.205	16.884	103.08	1:20.901	3
4	50		Richard DEAN Colards Motorsport	Ginetta G50	15	20:34.796	17.820	0.615	103.03	1:21.023	4
5	28		Michele TOMMASI Colards	Ginetta G50	15	20:35.327	18.351	0.531	102.98	1:21.101	5
6	10		Tom SHARP IDL	Ginetta G50	15	20:36.476	19.500	1.149	102.89	1:20.588	2
7	33		Toby NEWTON Xero	Ginetta G50	15	20:40.383	23.407	3.907	102.56	1:21.476	8
8	4		Rod CARMAN Rob Austin Racing	Ginetta G50	15	21:02.742	45.766	22.359	100.75	1:22.937	5
9	21		Richard SYKES Speedworks Motorsport	Ginetta G50	15	21:05.766	48.790	3.024	100.51	1:23.156	4
10	34		Chris CLAYTON Xero	Ginetta G50	15	21:29.817	1:12.841	24.051	98.63	1:24.702	11
11	70		David DOVE David Dove Racing	Ginetta G50	15	21:45.745	1:28.769	15.928	97.43	1:24.824	4
12	20		Tony HUGHES Speedworks Motorsport	Ginetta G50	14	20:20.052	1 lap	1 lap	97.32	1:25.682	5
13	66		Frank WRATHALL DynoJet / Will Hoy Scholarship	Ginetta G50	12	21:10.833	3 laps	2 laps	80.08	1:20.568	3
NOT CLASSIFIED											
DNF	19		Christian DICK Speedworks Motorsport	Ginetta G50	12	17:24.496	3 laps		97.44	1:20.827	5
DNS	74		Chris DITTMANN Sportech	Ginetta G50	0						
FASTEST LAP											
	25		Nigel MOORE Tockwith Motorsport	Ginetta G50	2	1:20.333			105.58 mph	169.91 kph	

Weather / Track : Bright / Dry

These results are provisional until the conclusion of any judicial and technical matters.

Thruxton
Circuit Length = 2.3560 miles
Start: 17:14 End: 17:36

Clerk of Course :		Timekeeper :
-------------------	--	--------------

Ginetta G50 Cup

RACE 11 - LAP CHART

Lap 1			Lap 2			Lap 3			Lap 4			Lap 5		
No	Behind	Laptime	No	Behind	Laptime	No	Behind	Laptime	No	Behind	Laptime	No	Behind	Laptime
25		1:22.095	25		1:20.333	25		1:20.348	25		1:20.519	25		1:20.689
6	0.655	1:22.651	6	0.855	1:20.533	6	1.041	1:20.534	6	0.955	1:20.433	6	0.779	1:20.513
10	1.544	1:23.107	10	1.799	1:20.588	66	2.528	1:20.568	66	3.422	1:21.413	66	3.915	1:21.182
66	2.061	1:23.512	66	2.308	1:20.580	10	3.007	1:21.556	10	3.935	1:21.447	10	4.570	1:21.324
50	2.362	1:24.044	5	3.491	1:21.202	5	4.044	1:20.901	5	4.712	1:21.187	5	5.195	1:21.172
5	2.622	1:24.339	50	3.979	1:21.950	50	5.134	1:21.503	50	5.638	1:21.023	50	6.081	1:21.132
19	2.876	1:24.358	19	4.191	1:21.648	19	5.583	1:21.740	19	6.240	1:21.176	19	6.378	1:20.827
28	3.904	1:25.200	28	5.217	1:21.646	28	6.253	1:21.384	28	7.024	1:21.290	28	7.436	1:21.101
21	4.748	1:25.564	33	6.984	1:22.073	33	8.148	1:21.512	33	9.767	1:22.138	33	11.101	1:22.023
33	5.244	1:25.906	21	8.083	1:23.668	21	10.950	1:23.215	21	13.587	1:23.156	21	16.263	1:23.365
4	6.377	1:27.286	4	9.119	1:23.075	4	11.812	1:23.041	4	14.630	1:23.337	4	16.878	1:22.937
34	9.038	1:29.508	70	15.936	1:26.749	70	21.406	1:25.818	70	25.711	1:24.824	70	31.134	1:26.112
70	9.520	1:29.771	34	16.149	1:27.444	34	22.076	1:26.275	34	27.023	1:25.466	34	31.538	1:25.204
20	10.537	1:30.517	20	16.800	1:26.596	20	23.343	1:26.891	20	28.591	1:25.767	20	33.584	1:25.682

Ginetta G50 Cup

RACE 11 - LAP CHART

Lap 6			Lap 7			Lap 8			Lap 9			Lap 10		
No	Behind	Laptime	No	Behind	Laptime	No	Behind	Laptime	No	Behind	Laptime	No	Behind	Laptime
25		1:20.823	25		1:20.645	25		1:20.878	25		1:20.687	25		1:20.499
6	0.579	1:20.623	6	0.662	1:20.728	6	0.480	1:20.696	6	0.470	1:20.677	6	0.931	1:20.960
10	5.627	1:21.880	10	6.675	1:21.693	10	7.716	1:21.919	10	9.829	1:22.800	10	11.504	1:22.174
66	6.021	1:22.929	66	7.174	1:21.798	66	8.014	1:21.718	5	10.000	1:22.367	5	11.692	1:22.191
5	6.249	1:21.877	5	7.391	1:21.787	5	8.320	1:21.807	50	10.983	1:21.798	50	12.225	1:21.741
19	7.008	1:21.453	19	7.891	1:21.528	19	9.039	1:22.026	28	11.644	1:22.106	28	13.025	1:21.880
50	7.278	1:22.020	50	8.220	1:21.587	50	9.872	1:22.530	19	13.989	1:25.637	33	17.535	1:23.082
28	7.831	1:21.218	28	8.603	1:21.417	28	10.225	1:22.500	33	14.952	1:22.167	19	18.902	1:25.412
33	11.791	1:21.513	33	12.874	1:21.728	33	13.472	1:21.476	66	19.132	1:31.805	4	33.367	1:24.458
21	18.667	1:23.227	21	21.622	1:23.600	21	25.966	1:25.222	4	29.408	1:24.060	21	34.032	1:24.638
4	19.113	1:23.058	4	21.865	1:23.397	4	26.035	1:25.048	21	29.893	1:24.614	66	45.845	1:47.212
70	35.679	1:25.368	70	40.375	1:25.341	70	44.507	1:25.010	34	50.130	1:25.670	34	54.616	1:24.985
34	36.201	1:25.486	34	41.223	1:25.667	34	45.147	1:24.802	70	50.449	1:26.629	70	55.514	1:25.564
20	38.500	1:25.739	20	43.858	1:26.003	20	48.676	1:25.696	20	53.733	1:25.744	20	59.793	1:26.559

Ginetta G50 Cup

RACE 11 - LAP CHART

Lap 11			Lap 12			Lap 13			Lap 14			Lap 15		
No	Behind	Laptime	No	Behind	Laptime	No	Behind	Laptime	No	Behind	Laptime	No	Behind	Laptime
25		1:20.491	25		1:20.868	25		1:21.194	25		1:22.466	25		1:22.491
6	1.161	1:20.721	6	1.373	1:21.080	6	1.035	1:20.856	6	0.212	1:21.643	6	0.321	1:22.600
10	13.327	1:22.314	10	14.690	1:22.231	5	16.782	1:23.136	66	3 LAPS	4:50.831	20	1 LAP	1:28.845
5	13.576	1:22.375	5	14.840	1:22.132	50	17.802	1:23.317	5	16.997	1:22.681	5	17.205	1:22.699
50	14.045	1:22.311	50	15.679	1:22.502	28	18.128	1:23.214	50	17.710	1:22.374	50	17.820	1:22.601
28	14.488	1:21.954	28	16.108	1:22.488	10	18.245	1:24.749	10	18.077	1:22.298	28	18.351	1:22.234
33	19.478	1:22.434	33	20.923	1:22.313	33	22.121	1:22.392	28	18.608	1:22.946	10	19.500	1:23.914
19	21.759	1:23.348	4	39.471	1:23.282	4	41.634	1:23.357	33	22.356	1:22.701	33	23.407	1:23.542
4	37.057	1:24.181	21	40.469	1:23.611	21	43.954	1:24.679	4	43.285	1:24.117	4	45.766	1:24.972
21	37.726	1:24.185	34	1:02.806	1:24.847	34	1:07.165	1:25.553	21	46.400	1:24.912	21	48.790	1:24.881
34	58.827	1:24.702	70	1:05.830	1:26.329	70	1:13.146	1:28.510	34	1:10.413	1:25.714	66	3 LAPS	2:04.691
70	1:00.369	1:25.346	20	1:12.326	1:27.564	20	1:19.188	1:28.056	70	1:19.905	1:29.225	34	1:12.841	1:24.919
20	1:05.630	1:26.328	19	1:13.671	2:12.780							70	1:28.769	1:31.355

Ginetta G50 Cup

RACE 11 - SECTOR ANALYSIS

4	Rod CARMAN				Rob Austin Racing						
1 -	54.180	125.9	33.106	98.1	1:27.286	9 -	50.979	125.9	33.081	97.8	1:24.060
2 -	50.582	125.0	32.493	100.5	1:23.075	10 -	50.825	124.7	33.633	98.3	1:24.458
3 -	50.447	125.2	32.594	99.0	1:23.041	11 -	50.667	124.7	33.514	98.4	1:24.181
4 -	50.402	124.7	32.935	98.4	1:23.337	12 -	50.302	126.1	32.980	98.4	1:23.282
5 -	50.337	125.4	32.600	99.0	1:22.937	13 -	50.569	125.9	32.788	97.7	1:23.357
6 -	50.502	124.5	32.556	99.0	1:23.058	14 -	50.785	125.2	33.332	97.5	1:24.117
7 -	50.489	125.4	32.908	99.3	1:23.397	15 -	51.159	125.2	33.813	97.3	1:24.972
8 -	51.197	126.4	33.851	94.8	1:25.048						
5	Tom DUNSTAN				Team GCR						
1 -	52.195	127.6	32.144	100.3	1:24.339	9 -	49.670	127.3	32.697	99.6	1:22.367
2 -	49.041	126.9	32.161	99.1	1:21.202	10 -	49.619	127.8	32.572	100.8	1:22.191
3 -	48.728	126.1	32.173	100.3	1:20.901	11 -	49.565	128.1	32.810	100.6	1:22.375
4 -	48.903	127.1	32.284	100.3	1:21.187	12 -	49.694	128.3	32.438	100.6	1:22.132
5 -	48.844	127.8	32.328	101.2	1:21.172	13 -	49.627	129.8	33.509	97.8	1:23.136
6 -	48.985	128.1	32.892	101.2	1:21.877	14 -	49.992	126.4	32.689	98.7	1:22.681
7 -	49.385	127.8	32.402	101.2	1:21.787	15 -	49.942	126.1	32.757	99.0	1:22.699
8 -	49.401	128.6	32.406	100.9	1:21.807						
6	Rob AUSTIN				Rob Austin Racing						
1 -	50.498	127.8	32.153	100.3	1:22.651	9 -	48.772	127.3	31.905	100.5	1:20.677
2 -	48.539	127.3	31.994	100.5	1:20.533	10 -	48.869	127.1	32.091	100.3	1:20.960
3 -	48.449	127.3	32.085	99.7	1:20.534	11 -	48.782	126.6	31.939	99.7	1:20.721
4 -	48.333	126.9	32.100	100.2	1:20.433	12 -	49.051	127.1	32.029	99.6	1:21.080
5 -	48.475	126.9	32.038	99.6	1:20.513	13 -	48.627	127.1	32.229	99.6	1:20.856
6 -	48.517	127.1	32.106	100.2	1:20.623	14 -	48.961	127.3	32.682	99.9	1:21.643
7 -	48.649	127.1	32.079	100.2	1:20.728	15 -	49.964	126.1	32.636	99.0	1:22.600
8 -	48.810	127.1	31.886	100.5	1:20.696						
10	Tom SHARP				IDL						
1 -	50.632	129.8	32.475	99.3	1:23.107	9 -	49.719	125.4	33.081	98.3	1:22.800
2 -	48.550	128.6	32.038	99.7	1:20.588	10 -	49.409	126.1	32.765	99.4	1:22.174
3 -	48.832	127.1	32.724	99.4	1:21.556	11 -	49.552	125.2	32.762	99.1	1:22.314
4 -	48.906	127.6	32.541	99.6	1:21.447	12 -	49.827	124.5	32.404	98.5	1:22.231
5 -	48.923	127.8	32.401	99.4	1:21.324	13 -	49.690	127.8	35.059	96.7	1:24.749
6 -	48.932	126.6	32.948	98.8	1:21.880	14 -	49.951	127.3	32.347	98.8	1:22.298
7 -	49.213	125.0	32.480	99.1	1:21.693	15 -	51.280	125.2	32.634	94.3	1:23.914
8 -	49.289	126.6	32.630	98.8	1:21.919						
19	Christian DICK				Speedworks Motorsport						
1 -	52.115	127.1	32.243	99.6	1:24.358	7 -	48.840	128.8	32.688	98.7	1:21.528
2 -	49.198	129.3	32.450	99.4	1:21.648	8 -	50.013	126.4	32.013	98.4	1:22.026
3 -	49.124	128.8	32.616	97.8	1:21.740	9 -	49.093	126.6	36.544	90.8	1:25.637
4 -	49.344	125.9	31.832	99.1	1:21.176	10 -	52.469	122.7	32.943	98.7	1:25.412
5 -	48.886	127.8	31.941	98.7	1:20.827	11 -	49.952	122.9	33.396	95.1	1:23.348
6 -	48.816	129.1	32.637	98.4	1:21.453	12 -	56.540	103.2	In		2:12.780P
20	Tony HUGHES				Speedworks Motorsport						
1 -	56.056	118.4	34.461	98.1	1:30.517	8 -	51.761	124.0	33.935	98.3	1:25.696
2 -	51.958	122.9	34.638	98.4	1:26.596	9 -	51.686	124.0	34.058	97.4	1:25.744
3 -	52.371	124.0	34.520	98.0	1:26.891	10 -	51.927	123.4	34.632	98.5	1:26.559
4 -	51.553	123.1	34.214	98.3	1:25.767	11 -	52.117	123.6	34.211	98.5	1:26.328
5 -	51.643	123.1	34.039	97.5	1:25.682	12 -	52.478	122.9	35.086	95.1	1:27.564
6 -	51.627	123.1	34.112	97.8	1:25.739	13 -	53.138	118.8	34.918	97.1	1:28.056
7 -	51.916	123.4	34.087	97.7	1:26.003	14 -	54.170	112.8	34.675	97.7	1:28.845
21	Richard SYKES				Speedworks Motorsport						
1 -	53.036	124.5	32.528	96.7	1:25.564	9 -	51.744	124.5	32.870	96.1	1:24.614
2 -	50.240	124.7	33.428	95.5	1:23.668	10 -	51.083	123.1	33.555	95.7	1:24.638
3 -	50.589	123.6	32.626	96.6	1:23.215	11 -	50.938	124.0	33.247	95.9	1:24.185
4 -	50.048	123.1	33.108	96.4	1:23.156	12 -	50.660	123.6	32.951	95.1	1:23.611
5 -	50.459	123.1	32.906	96.1	1:23.365	13 -	50.632	124.0	34.047	93.6	1:24.679

Thruxton
Circuit Length = 2.3560 miles
Start: 17:14 End: 17:36

Weather / Track : Bright / Dry

Ginetta G50 Cup

RACE 11 - SECTOR ANALYSIS

6 -	50.431	122.2	32.796	95.9	1:23.227	14 -	51.122	121.8	33.790	94.3	1:24.912
7 -	50.350	123.1	33.250	94.8	1:23.600	15 -	51.190	121.1	33.691	94.5	1:24.881
8 -	50.901	123.6	34.321	92.3	1:25.222						
25	Nigel MOORE					Tockwith Motorsport					
1 -	49.991	127.6	32.104	100.5	1:22.095	9 -	48.643	127.6	32.044	99.4	1:20.687
2 -	48.211	127.6	32.122	100.3	1:20.333	10 -	48.641	126.6	31.858	99.7	1:20.499
3 -	48.294	128.1	32.054	100.2	1:20.348	11 -	48.568	127.1	31.923	99.7	1:20.491
4 -	48.344	127.3	32.175	99.6	1:20.519	12 -	48.689	127.6	32.179	99.7	1:20.868
5 -	48.506	126.9	32.183	99.9	1:20.689	13 -	48.812	126.9	32.382	98.0	1:21.194
6 -	48.569	127.6	32.254	99.7	1:20.823	14 -	49.718	126.1	32.748	99.3	1:22.466
7 -	48.622	127.1	32.023	99.7	1:20.645	15 -	49.924	124.5	32.567	99.1	1:22.491
8 -	48.594	125.9	32.284	99.3	1:20.878						
28	Michele TOMMASI					Colards					
1 -	52.481	129.1	32.719	99.4	1:25.200	9 -	49.011	130.6	33.095	98.1	1:22.106
2 -	49.344	127.6	32.302	99.4	1:21.646	10 -	49.425	127.3	32.455	99.0	1:21.880
3 -	48.881	129.6	32.503	98.7	1:21.384	11 -	49.052	129.8	32.902	99.1	1:21.954
4 -	48.884	128.8	32.406	99.6	1:21.290	12 -	49.402	125.9	33.086	97.1	1:22.488
5 -	48.945	127.6	32.156	99.9	1:21.101	13 -	49.419	128.6	33.795	96.4	1:23.214
6 -	48.780	128.1	32.438	99.9	1:21.218	14 -	50.354	127.6	32.592	98.3	1:22.946
7 -	48.867	130.3	32.550	99.9	1:21.417	15 -	49.932	127.3	32.302	98.5	1:22.234
8 -	50.288	127.1	32.212	99.3	1:22.500						
33	Toby NEWTON					Xero					
1 -	52.967	125.7	32.939	99.9	1:25.906	9 -	49.328	125.2	32.839	98.5	1:22.167
2 -	50.234	126.9	31.839	99.1	1:22.073	10 -	50.270	124.0	32.812	98.5	1:23.082
3 -	49.211	125.0	32.301	99.1	1:21.512	11 -	49.678	124.7	32.756	98.5	1:22.434
4 -	49.628	121.8	32.510	99.0	1:22.138	12 -	49.529	124.5	32.784	98.3	1:22.313
5 -	49.513	124.3	32.510	99.1	1:22.023	13 -	49.465	125.0	32.927	97.8	1:22.392
6 -	49.203	124.0	32.310	99.3	1:21.513	14 -	49.942	124.5	32.759	98.7	1:22.701
7 -	49.536	124.0	32.192	99.0	1:21.728	15 -	50.497	123.8	33.045	98.3	1:23.542
8 -	49.179	124.5	32.297	98.8	1:21.476						
34	Chris CLAYTON					Xero					
1 -	55.484	121.8	34.024	98.4	1:29.508	9 -	52.253	122.7	33.417	97.5	1:25.670
2 -	52.424	122.7	35.020	97.5	1:27.444	10 -	51.599	123.6	33.386	99.0	1:24.985
3 -	52.136	122.7	34.139	99.4	1:26.275	11 -	51.161	124.3	33.541	98.8	1:24.702
4 -	51.503	122.5	33.963	99.0	1:25.466	12 -	51.061	124.0	33.786	96.7	1:24.847
5 -	51.236	123.8	33.968	99.0	1:25.204	13 -	51.597	123.6	33.956	97.0	1:25.553
6 -	51.896	123.4	33.590	99.3	1:25.486	14 -	51.633	122.9	34.081	97.7	1:25.714
7 -	51.898	123.6	33.769	99.3	1:25.667	15 -	51.362	123.6	33.557	97.5	1:24.919
8 -	51.526	122.7	33.276	99.9	1:24.802						
50	Richard DEAN					Colards Motorsport					
1 -	51.866	127.3	32.178	101.1	1:24.044	9 -	49.137	128.1	32.661	99.1	1:21.798
2 -	49.513	127.3	32.437	99.9	1:21.950	10 -	49.242	128.3	32.499	100.0	1:21.741
3 -	49.175	127.6	32.328	99.3	1:21.503	11 -	49.439	128.8	32.872	99.9	1:22.311
4 -	48.881	128.3	32.142	100.2	1:21.023	12 -	49.482	128.6	33.020	98.3	1:22.502
5 -	48.977	127.8	32.155	100.5	1:21.132	13 -	49.601	127.8	33.716	96.6	1:23.317
6 -	48.964	128.3	33.056	100.3	1:22.020	14 -	49.350	127.8	33.024	97.8	1:22.374
7 -	49.268	128.1	32.319	99.9	1:21.587	15 -	49.794	127.6	32.807	99.1	1:22.601
8 -	50.342	127.6	32.188	99.7	1:22.530						
66	Frank WRATHALL					DynoJet / Will Hoy Scholarship					
1 -	51.096	128.3	32.416	100.2	1:23.512	7 -	49.385	126.6	32.413	100.9	1:21.798
2 -	48.777	127.3	31.803	101.4	1:20.580	8 -	49.246	127.8	32.472	101.1	1:21.718
3 -	48.581	128.3	31.987	100.0	1:20.568	9 -	49.605	128.3	42.200	94.0	1:31.805
4 -	49.169	127.1	32.244	100.9	1:21.413	10 -	57.649	107.5	In		1:47.212P
5 -	48.741	126.6	32.441	100.6	1:21.182	11 -	Out	83.4	48.309	54.9	4:50.831
6 -	49.545	124.7	33.384	101.1	1:22.929	12 -	1:17.094	81.8	47.597	56.9	2:04.691
70	David DOVE					David Dove Racing					
1 -	55.724	120.3	34.047	99.6	1:29.771	9 -	53.370	126.9	33.259	99.7	1:26.629

Thruxton
Circuit Length = 2.3560 miles
Start: 17:14 End: 17:36

Weather / Track : Bright / Dry

Ginetta G50 Cup

RACE 11 - SECTOR ANALYSIS

2 -	52.194	126.1	34.555	97.5	1:26.749	10 -	51.642	124.7	33.922	99.4	1:25.564
3 -	51.571	123.8	34.247	99.0	1:25.818	11 -	51.395	121.8	33.951	96.8	1:25.346
4 -	50.577	125.4	34.247	99.3	1:24.824	12 -	50.894	125.7	35.435	93.5	1:26.329
5 -	51.172	125.9	34.940	98.4	1:26.112	13 -	53.042	121.8	35.468	93.1	1:28.510
6 -	51.177	124.7	34.191	98.7	1:25.368	14 -	53.134	108.4	36.091	96.4	1:29.225
7 -	51.341	125.2	34.000	99.1	1:25.341	15 -	55.230	116.3	36.125	97.4	1:31.355
8 -	51.178	125.7	33.832	99.1	1:25.010						

Ginetta G50 Cup

RACE 11 - BEST SECTORS

SECTOR 1			SECTOR 2			IDEAL / BEST COMPARISON						
POS	NO	NAME	TIME	NO	NAME	TIME	POS	NO	NAME	IDEAL	BEST	DIFF
1	25	MOORE	48.211	66	WRATHALL	31.803	1	25	MOORE	1:20.069	1:20.333	0.264
2	6	AUSTIN	48.333	19	DICK	31.832	2	6	AUSTIN	1:20.219	1:20.433	0.214
3	10	SHARP	48.550	33	NEWTON	31.839	3	66	WRATHALL	1:20.384	1:20.568	0.184
4	66	WRATHALL	48.581	25	MOORE	31.858	4	10	SHARP	1:20.588	1:20.588	0.000
5	5	DUNSTAN	48.728	6	AUSTIN	31.886	5	19	DICK	1:20.648	1:20.827	0.179
6	28	TOMMASI	48.780	10	SHARP	32.038	6	5	DUNSTAN	1:20.872	1:20.901	0.029
7	19	DICK	48.816	50	DEAN	32.142	7	28	TOMMASI	1:20.936	1:21.101	0.165
8	50	DEAN	48.881	5	DUNSTAN	32.144	8	33	NEWTON	1:21.018	1:21.476	0.458
9	33	NEWTON	49.179	28	TOMMASI	32.156	9	50	DEAN	1:21.023	1:21.023	0.000
10	21	SYKES	50.048	4	CARMAN	32.493	10	21	SYKES	1:22.576	1:23.156	0.580
11	4	CARMAN	50.302	21	SYKES	32.528	11	4	CARMAN	1:22.795	1:22.937	0.142
12	70	DOVE	50.577	70	DOVE	33.259	12	70	DOVE	1:23.836	1:24.824	0.988
13	34	CLAYTON	51.061	34	CLAYTON	33.276	13	34	CLAYTON	1:24.337	1:24.702	0.365
14	20	HUGHES	51.553	20	HUGHES	33.935	14	20	HUGHES	1:25.488	1:25.682	0.194
Perfect lap										1:20.014		

Ginetta G50 Cup
RACE 11 - SPEED TRAPS

SECTOR 1				SECTOR 2			FINISH LINE			
POS	NO	NAME	MPH	NO	NAME	MPH	NO	NAME	MPH	
1	28	Michele TOMMASI	130.6				66	Frank WRATHALL	101.4	
2	5	Tom DUNSTAN	129.8				5	Tom DUNSTAN	101.2	
3	10	Tom SHARP	129.8				50	Richard DEAN	101.1	
4	19	Christian DICK	129.3				4	Rod CARMAN	100.5	
5	50	Richard DEAN	128.8				6	Rob AUSTIN	100.5	
6	66	Frank WRATHALL	128.3				25	Nigel MOORE	100.5	
7	25	Nigel MOORE	128.1				28	Michele TOMMASI	99.9	
8	6	Rob AUSTIN	127.8				33	Toby NEWTON	99.9	
9	33	Toby NEWTON	126.9				34	Chris CLAYTON	99.9	
10	70	David DOVE	126.9				10	Tom SHARP	99.7	
11	4	Rod CARMAN	126.4				70	David DOVE	99.7	
12	21	Richard SYKES	124.7				19	Christian DICK	99.6	
13	34	Chris CLAYTON	124.3				20	Tony HUGHES	98.5	
14	20	Tony HUGHES	124.0				21	Richard SYKES	96.7	

Weather / Track : Bright / Dry

www.tsl-timing.com

Thruxton
 Circuit Length = 2.3560 miles
 Start: 17:14 End: 17:36

Printed - 17.37 Sunday, 29 June 2008

Ginetta G50 Cup

RACE 11 - POSITION CHART

No	Name	Laps Pos															
			1	2	3	4	5	6	7	8	9	10	11	12	13	14	15
25	MOORE	1	25	25	25	25	25	25	25	25	25	25	25	25	25	25	25
6	AUSTIN	2	6	6	6	6	6	6	6	6	6	6	6	6	6	6	6
10	SHARP	3	10	10	66	66	66	10	10	10	10	10	10	10	5	5	5
66	WRATHALL	4	66	66	10	10	10	66	66	66	5	5	5	5	50	50	50
50	DEAN	5	50	5	5	5	5	5	5	5	50	50	50	50	28	10	28
5	DUNSTAN	6	5	50	50	50	50	19	19	19	28	28	28	28	10	28	10
19	DICK	7	19	19	19	19	19	50	50	50	19	33	33	33	33	33	33
28	TOMMASI	8	28	28	28	28	28	28	28	28	33	19	19	4	4	4	4
21	SYKES	9	21	33	33	33	33	33	33	33	66	4	4	21	21	21	21
33	NEWTON	10	33	21	21	21	21	21	21	21	4	21	21	34	34	34	34
4	CARMAN	11	4	4	4	4	4	4	4	4	21	66	34	70	70	70	70
34	CLAYTON	12	34	70	70	70	70	70	70	70	34	34	70	20	20	20	
70	DOVE	13	70	34	34	34	34	34	34	34	70	70	20	19			
20	HUGHES	14	20	20	20	20	20	20	20	20	20	20	66	66			