



Sponsored by Avon Tyres



Texaco Havoline Ginetta Championship

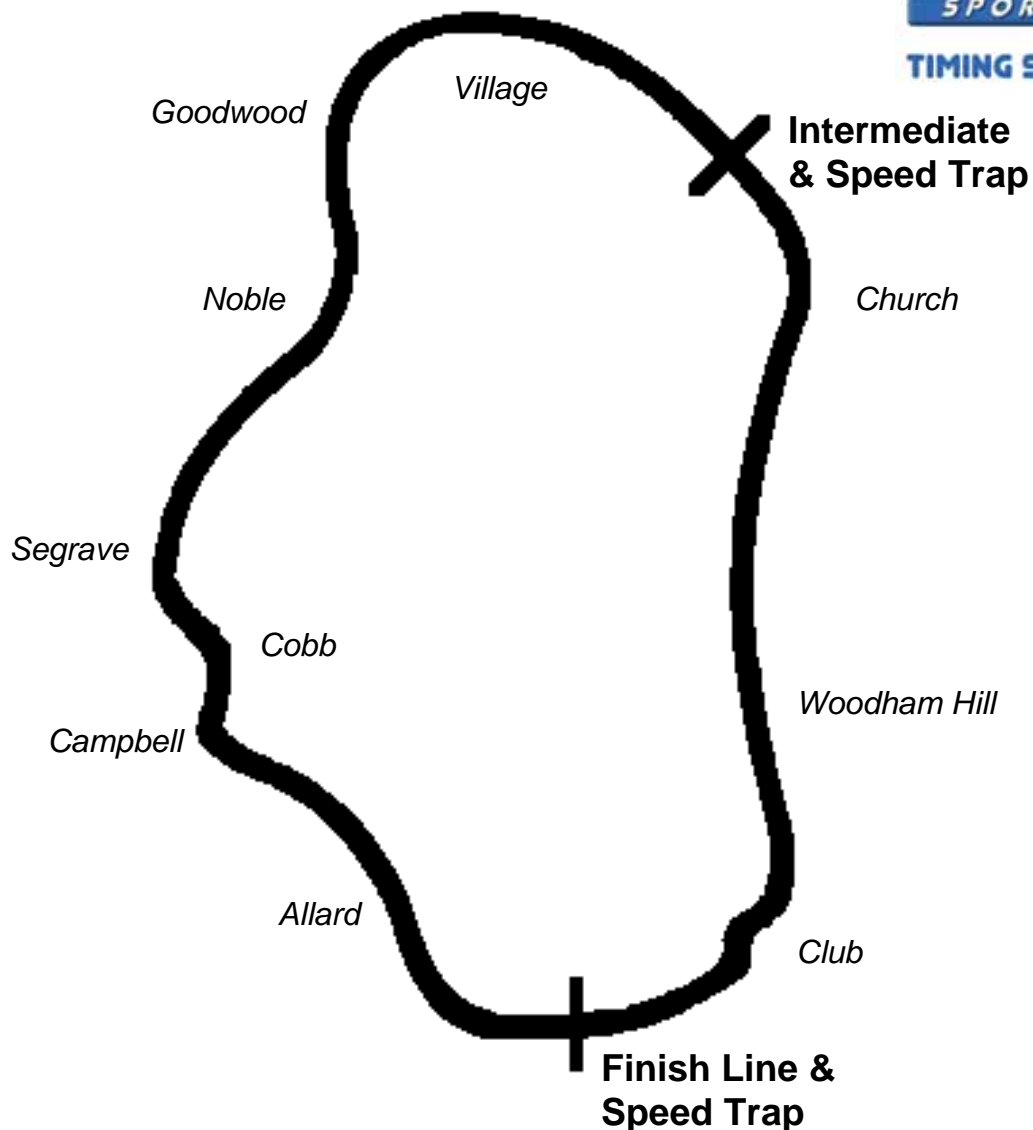
Round 7 & 8
Thruxton

28th & 29th June 2008



Results Provided by Timing Solutions Ltd
www.tsl-timing.com

THRUXTON



Circuit Length: 2.356 miles / 3791.6 metres
Intermediate: 2247 metres
Pit In: 3697 metres
Pit Out: 100 metres after Finish Line
Pit In – Pit Out: 219 metres, @ 60kph = 13.1 seconds, @ 80kph = 9.8 seconds

Texaco Havoline Ginetta G20 Championship

PRACTICE - CLASSIFICATION

POS	NO	CL	DRIVER / TEAM	CAR	TIME	ON	LAPS	GAP	DIFF	MPH
1	52		Spencer MCCARTHY McCarthy Motorsport	Ginetta G20	1:27.840	8	8			96.55
2	9		Gary SIMMS Optimum Motorsport	Ginetta G20	1:28.107	4	4	0.267	0.267	96.26
3	28		Kieran VERNON TFC Smalley	Ginetta G20	1:28.407	10	10	0.567	0.300	95.93
4	99		Phil SYKES Speedworks	Ginetta G20	1:28.650	9	9	0.810	0.243	95.67
5	46		Andrew SMITH Driver	Ginetta G20	1:28.788	6	9	0.948	0.138	95.52
6	88		Mark WANIA Academy Motorsport	Ginetta G20	1:29.301	6	9	1.461	0.513	94.97
7	6		Matthew FLOWERS Optimum Motorsport	Ginetta G20	1:29.535	10	10	1.695	0.234	94.72
8	4		Paul MARSH Tockwith Motorsport	Ginetta G20	1:29.713	6	9	1.873	0.178	94.54
9	51		Russel MCCARTHY McCarthy Motorsport	Ginetta G20	1:30.099	9	10	2.259	0.386	94.13
10	21		Richard SYKES Speedworks Motorsport	Ginetta G20	1:30.128	7	9	2.288	0.029	94.10
11	74		Peter DIGNAN Pistonheads	Ginetta G20	1:30.199	6	8	2.359	0.071	94.03
12	19		David JACKSON Speedworks Motorsport	Ginetta G20	1:30.273	9	10	2.433	0.074	93.95
13	16		Ross EDWARDS Speedworks Motorsport	Ginetta G20	1:30.484	5	8	2.644	0.211	93.73
14	35		Tom JONES Jones Motorhomes	Ginetta G20	1:30.719	9	9	2.879	0.235	93.49
15	11		Michael RALPH Envelope Printing Company	Ginetta G20	1:30.806	9	9	2.966	0.087	93.40
16	5		Steve RIGBY Reflex Racing	Ginetta G20	1:31.029	8	10	3.189	0.223	93.17
17	17		Neil MERRY Speedworks Motorsport	Ginetta G20	1:31.435	9	9	3.595	0.406	92.76
18	20		Edd STRAW Speedworks Motorsport	Ginetta G20	1:31.445	5	8	3.605	0.010	92.75
19	55		Duncan GASS Rob Austin Racing	Ginetta G20	1:31.779	8	9	3.939	0.334	92.41
20	38		Wayne AUSTIN Tockwith Motorsport	Ginetta G20	1:32.191	6	9	4.351	0.412	91.99
21	27		Neil HOUSTON Optimum Motorsport	Ginetta G20	1:32.973	7	9	5.133	0.782	91.22
22	42		Alex DZIURZYNSKI West End Precision Ltd	Ginetta G20	1:33.030	8	9	5.190	0.057	91.17
23	15		Emily FLETCHER Rob Austin Racing	Ginetta G20	1:33.213	8	9	5.373	0.183	90.99
24	7		Steve WILLIAMS Optimum Motorsport	Ginetta G20	1:33.463	8	9	5.623	0.250	90.74
25	57		Andrew LONG Hepworth International	Ginetta G20	1:34.773	6	7	6.933	1.310	89.49
26	59		Paul MANCEY Hepworth International	Ginetta G20	1:40.328	5	9	12.488	5.555	84.53

Car 74 - please fit a working transponder

Weather / Track : Cloudy / Dry

These results are provisional until the conclusion of any judicial and technical matters.

Thruxton
Circuit Length = 2.3560 miles
Start: 09:00 End: 09:17

Clerk of Course :	Timekeeper :
-------------------	--------------

Texaco Havoline Ginetta G20 Championship

PRACTICE - SECTOR ANALYSIS

3	Julian BARRATT				Reflex Racing GB						
4	Paul MARSH				Tockwith Motorsport						
1 -	Out	99.6	42.559	83.6	1:47.956	6 -	53.467	111.1	36.246	87.0	1:29.713
2 -	59.549	108.1	38.082	84.9	1:37.631	7 -	54.970	108.6	36.606	87.0	1:31.576
3 -	54.948	112.8	37.794	85.3	1:32.742	8 -	54.418	108.2	36.419	87.2	1:30.837
4 -	1:23.515	76.0	40.186	81.6	2:03.701	9 -	53.804	107.2	36.280	87.2	1:30.084
5 -	55.977	108.9	38.243	86.1	1:34.220						
5	Steve RIGBY				Reflex Racing						
1 -	Out	96.8	40.846	84.0	1:48.156	6 -	54.620	110.9	36.834	87.6	1:31.454
2 -	58.278	110.7	38.643	85.3	1:36.921	7 -	1:13.663	106.2	36.934	86.8	1:50.597
3 -	56.523	110.9	37.643	86.0	1:34.166	8 -	54.297	111.3	36.732	87.5	1:31.029
4 -	55.657	110.6	36.208	87.8	1:31.865	9 -	54.601	110.2	37.145	84.1	1:31.746
5 -	55.011	110.7	36.494	85.8	1:31.505	10 -	56.997	99.9	36.877	86.9	1:33.874
6	Matthew FLOWERS				Optimum Motorsport						
1 -	Out	107.9	39.210	85.7	1:53.365	6 -	53.724	111.3	36.673	88.7	1:30.397
2 -	55.577	109.7	37.993	84.8	1:33.570	7 -	1:10.515	103.9	39.031	85.5	1:49.546
3 -	54.482	110.7	37.641	87.4	1:32.123	8 -	57.487	107.2	36.392	89.4	1:33.879
4 -	54.762	110.6	37.487	87.4	1:32.249	9 -	54.864	110.0	36.363	87.6	1:31.227
5 -	54.560	109.8	37.329	87.5	1:31.889	10 -	53.540	110.4	35.995	88.4	1:29.535
7	Steve WILLIAMS				Optimum Motorsport						
1 -	Out	94.0	43.897	84.8	1:55.536	6 -	55.582	110.6	38.120	85.7	1:33.702
2 -	1:01.232	106.7	39.603	85.9	1:40.835	7 -	55.757	110.4	37.983	87.0	1:33.740
3 -	57.747	102.8	39.854	86.9	1:37.601	8 -	55.728	110.7	37.735	86.7	1:33.463
4 -	56.637	110.0	38.329	86.9	1:34.966	9 -	55.917	106.9	38.214	86.3	1:34.131
5 -	56.131	104.7	38.392	87.6	1:34.523						
9	Gary SIMMS				Optimum Motorsport						
1 -	Out	109.7	38.904	87.2	1:40.058	3 -	53.146	112.4	35.801	88.8	1:28.947
2 -	54.316	112.4	36.500	87.8	1:30.816	4 -	52.552	115.1	35.555	87.7	1:28.107
11	Michael RALPH				Envelope Printing Company						
1 -	Out	90.2	42.342	79.1	1:49.127	6 -	55.362	108.6	36.875	85.6	1:32.237
2 -	59.304	101.7	39.029	81.1	1:38.333	7 -	55.702	107.9	36.863	85.5	1:32.565
3 -	56.479	108.2	38.934	82.6	1:35.413	8 -	54.360	109.5	36.539	83.2	1:30.899
4 -	55.896	109.7	37.112	84.6	1:33.008	9 -	54.417	110.4	36.389	84.8	1:30.806
5 -	54.831	107.9	37.420	85.1	1:32.251						
15	Emily FLETCHER				Rob Austin Racing						
1 -	Out	97.8	41.232	82.7	1:52.019	6 -	57.080	112.0	37.781	84.3	1:34.861
2 -	59.455	109.3	39.638	82.7	1:39.093	7 -	58.220	102.9	37.190	85.9	1:35.410
3 -	57.386	110.0	38.551	83.3	1:35.937	8 -	56.110	110.9	37.103	84.6	1:33.213
4 -	57.285	102.9	37.817	83.8	1:35.102	9 -	56.448	107.4	37.537	84.3	1:33.985
5 -	58.188	105.2	37.767	84.2	1:35.955						
16	Ross EDWARDS				Speedworks Motorsport						
1 -	Out	104.9	39.926	84.0	1:42.562	5 -	54.084	108.8	36.400	85.8	1:30.484
2 -	56.384	111.3	36.781	83.5	1:33.165	6 -	54.596	109.8	37.007	64.2	1:31.603
3 -	54.959	109.5	36.824	85.7	1:31.783	7 -	57.852	107.9	36.988	85.6	1:34.840
4 -	54.531	110.0	37.967	84.4	1:32.498	8 -	1:07.990	107.4	In		1:43.911P
17	Neil MERRY				Speedworks Motorsport						
1 -	Out	92.8	42.688	83.6	1:54.470	6 -	54.604	109.8	37.615	86.4	1:32.219
2 -	1:01.456	103.9	39.148	87.6	1:40.604	7 -	55.983	109.3	37.886	86.1	1:33.869
3 -	55.904	110.9	37.851	88.1	1:33.755	8 -	55.728	109.3	37.154	86.4	1:32.882
4 -	56.490	112.2	37.580	87.4	1:34.070	9 -	54.693	103.9	36.742	84.9	1:31.435
5 -	55.790	111.7	37.567	86.5	1:33.357						

Car 74 - please fit a working transponder

Weather / Track : Cloudy / Dry

Texaco Havoline Ginetta G20 Championship

PRACTICE - SECTOR ANALYSIS

19	David JACKSON										Speedworks Motorsport	
1 -	Out	102.1	42.617	83.1	1:51.296	6 -	54.340	112.8	36.813	87.8	1:31.153	
2 -	59.227	109.8	38.772	86.3	1:37.999	7 -	55.102	110.6	36.977	86.9	1:32.079	
3 -	56.696	110.6	38.616	86.9	1:35.312	8 -	54.323	110.9	36.903	87.0	1:31.226	
4 -	55.705	109.3	37.269	87.0	1:32.974	9 -	53.999	111.1	36.274	87.4	1:30.273	
5 -	54.830	111.7	36.841	86.5	1:31.671	10 -	54.982	109.5	36.926	85.6	1:31.908	
20	Edd STRAW										Speedworks Motorsport	
1 -	Out	85.2	43.201	83.6	1:54.052	5 -	54.613	110.6	36.832	85.7	1:31.445	
2 -	1:08.622	86.5	37.607	85.7	1:46.229	6 -	54.934	110.0	37.527	83.7	1:32.461	
3 -	55.599	113.6	36.899	85.8	1:32.498	7 -	55.286	108.6	In		1:31.778P	
4 -	1:02.957	96.0	45.867	85.4	1:48.824	8 -	Out	110.6	36.573	84.2	3:18.648	
21	Richard SYKES										Speedworks Motorsport	
1 -	Out	82.7	47.424	83.5	1:59.736	6 -	53.910	112.4	36.263	87.4	1:30.173	
2 -	1:03.064	100.5	41.312	80.3	1:44.376	7 -	53.716	112.8	36.412	88.2	1:30.128	
3 -	58.038	110.6	36.972	86.3	1:35.010	8 -	55.215	111.8	35.859	86.9	1:31.074	
4 -	54.557	111.7	38.242	87.5	1:32.799	9 -	54.842	108.9	In		1:29.917P	
5 -	55.219	114.1	36.853	86.8	1:32.072							
27	Neil HOUSTON										Optimum Motorsport	
1 -	Out	99.3	43.307	80.6	1:54.253	6 -	57.418	110.2	37.869	87.5	1:35.287	
2 -	58.656	108.6	39.315	84.4	1:37.971	7 -	56.173	107.9	36.800	86.7	1:32.973	
3 -	57.430	108.1	38.762	83.7	1:36.192	8 -	55.888	108.8	37.798	85.4	1:33.686	
4 -	57.233	102.5	37.614	85.8	1:34.847	9 -	55.915	107.7	38.217	85.8	1:34.132	
5 -	56.759	103.9	37.780	86.8	1:34.539							
28	Kieran VERNON										TFC Smalley	
1 -	Out	104.2	41.321	83.7	1:46.893	6 -	53.156	111.3	35.755	88.7	1:28.911	
2 -	56.944	111.3	37.420	86.6	1:34.364	7 -	54.734	110.6	35.549	88.0	1:30.283	
3 -	54.701	110.9	36.685	84.5	1:31.386	8 -	53.623	110.7	35.896	88.7	1:29.519	
4 -	54.965	112.4	36.447	87.3	1:31.412	9 -	53.927	111.1	35.760	85.2	1:29.687	
5 -	54.093	113.9	37.561	87.7	1:31.654	10 -	53.035	109.7	35.372	88.2	1:28.407	
35	Tom JONES										Jones Motorhomes	
1 -	Out	89.1	46.420	83.0	1:57.007	6 -	55.239	109.5	37.681	85.9	1:32.920	
2 -	1:00.810	102.6	In		1:41.433P	7 -	54.610	109.7	37.248	85.8	1:31.858	
3 -	Out	108.8	39.520	83.7	2:45.884	8 -	54.929	109.3	37.270	85.8	1:32.199	
4 -	56.025	110.6	38.798	85.3	1:34.823	9 -	54.342	107.0	36.377	82.5	1:30.719	
5 -	54.479	111.1	37.303	85.9	1:31.782							
38	Wayne AUSTIN										Tockwith Motorsport	
1 -	Out	98.0	42.641	82.6	1:50.956	6 -	54.811	108.1	37.380	85.9	1:32.191	
2 -	1:03.282	94.9	42.406	84.0	1:45.688	7 -	55.021	107.4	37.701	85.7	1:32.722	
3 -	57.575	105.0	38.635	85.1	1:36.210	8 -	54.943	108.8	37.506	84.4	1:32.449	
4 -	57.593	98.5	38.949	85.3	1:36.542	9 -	54.847	110.0	37.506	86.5	1:32.353	
5 -	58.166	105.2	39.310	86.4	1:37.476							
42	Alex DZIURZYNSKI										West End Precision Ltd	
1 -	Out	96.0	44.205	81.9	1:51.445	6 -	56.241	108.4	38.268	86.6	1:34.509	
2 -	1:00.172	105.0	39.688	84.9	1:39.860	7 -	57.300	107.4	36.768	87.5	1:34.068	
3 -	57.393	107.4	38.205	86.1	1:35.598	8 -	55.822	107.4	37.208	87.3	1:33.030	
4 -	1:03.403	106.5	38.471	85.6	1:41.874	9 -	55.748	106.0	38.145	86.7	1:33.893	
5 -	58.107	107.9	38.158	86.1	1:36.265							
46	Andrew SMITH										Driver	
1 -	Out	97.1	44.731	75.0	1:52.242	6 -	52.995	112.2	35.793	88.8	1:28.788	
2 -	1:06.467	81.8	46.857	73.6	1:53.324	7 -	53.608	107.9	36.062	88.4	1:29.670	
3 -	1:02.069	97.1	42.238	84.4	1:44.307	8 -	52.911	110.9	35.926	88.4	1:28.837	
4 -	54.799	110.9	36.582	87.3	1:31.381	9 -	53.411	106.4	In		1:32.607P	
5 -	54.449	105.2	37.042	88.1	1:31.491							

Car 74 - please fit a working transponder

Weather / Track : Cloudy / Dry

Texaco Havoline Ginetta G20 Championship

PRACTICE - SECTOR ANALYSIS

51	Russel MCCARTHY		McCarthy Motorsport								
1 -	Out	105.2	38.195	80.1	1:41.387	6 -	54.513	107.5	36.873	86.1	1:31.386
2 -	56.839	108.6	37.068	86.8	1:33.907	7 -	54.422	106.2	36.320	87.4	1:30.742
3 -	54.715	110.0	37.305	87.5	1:32.020	8 -	54.036	107.4	36.256	86.6	1:30.292
4 -	54.707	106.7	36.956	85.6	1:31.663	9 -	53.782	108.1	36.317	87.2	1:30.099
5 -	54.180	107.9	36.256	86.1	1:30.436	10 -	54.069	106.7	36.557	85.7	1:30.626
52	Spencer MCCARTHY		McCarthy Motorsport								
1 -	Out	103.6	40.128	85.8	1:42.506	5 -	52.626	112.4	35.377	87.7	1:28.003
2 -	56.975	110.4	36.469	87.2	1:33.444	6 -	53.646	110.7	In		1:27.758P
3 -	53.069	113.9	35.908	84.1	1:28.977	7 -	Out	103.7	36.295	87.6	2:42.119
4 -	53.021	115.7	36.630	87.3	1:29.651	8 -	52.559	110.9	35.281	88.1	1:27.840
55	Duncan GASS		Rob Austin Racing								
1 -	Out	82.4	47.526	74.4	2:04.934	6 -	54.533	109.7	37.417	86.9	1:31.950
2 -	1:07.926	101.1	39.886	84.7	1:47.812	7 -	54.367	109.3	37.726	86.7	1:32.093
3 -	57.454	108.2	38.281	86.0	1:35.735	8 -	54.375	108.9	37.404	86.7	1:31.779
4 -	55.466	101.1	38.686	85.8	1:34.152	9 -	54.885	103.4	37.099	87.2	1:31.984
5 -	55.488	108.8	38.984	86.0	1:34.472						
57	Andrew LONG		Hepworth International								
1 -	Out	97.8	41.689	81.6	1:50.580	5 -	1:00.218	100.9	38.509	86.5	1:38.727
2 -	1:02.083	97.0	39.919	84.5	1:42.002	6 -	57.381	107.2	37.392	84.8	1:34.773
3 -	1:00.138	102.9	39.317	84.9	1:39.455	7 -	57.927	99.7	37.708	86.4	1:35.635
4 -	1:00.119	99.4	39.142	85.1	1:39.261						
59	Paul MANCEY		Hepworth International								
1 -	Out	97.1	42.962	81.5	1:51.873	6 -	59.817	99.7	40.945	81.9	1:40.762
2 -	1:03.181	94.4	42.836	81.5	1:46.017	7 -	1:00.171	100.8	41.329	84.3	1:41.500
3 -	1:02.696	100.0	43.177	80.3	1:45.873	8 -	1:04.438	95.7	42.724	82.7	1:47.162
4 -	1:02.531	100.3	42.344	77.2	1:44.875	9 -	1:03.148	99.7	41.397	82.0	1:44.545
5 -	59.462	107.7	40.866	82.2	1:40.328						
74	Peter DIGNAN		Pistonheads								
1 -					1:37.058	5 -					1:31.298
2 -					1:34.072	6 -					1:30.199
3 -					1:33.514	7 -					1:32.087
4 -					1:32.689	8 -					3:03.067
88	Mark WANIA		Academy Motorsport								
1 -	Out	111.5	40.282	85.9	1:39.807	6 -	53.153	114.1	36.148	87.0	1:29.301
2 -	53.397	113.6	36.494	87.0	1:29.891	7 -	53.069	111.3	36.295	87.6	1:29.364
3 -	1:06.576	111.5	36.724	88.4	1:43.300	8 -	53.185	112.8	36.217	87.8	1:29.402
4 -	52.446	112.8	37.514	83.7	1:29.960	9 -	53.568	113.9	36.532	87.8	1:30.100
5 -	53.230	112.4	37.404	81.2	1:30.634						
99	Phil SYKES		Speedworks								
1 -	Out	98.4	41.542	82.4	1:46.791	6 -	55.089	110.6	36.574	70.3	1:31.663
2 -	1:00.403	100.6	40.237	84.6	1:40.640	7 -	56.504	107.0	36.768	87.5	1:33.272
3 -	55.798	110.6	37.065	86.8	1:32.863	8 -	55.125	111.3	35.509	89.0	1:30.634
4 -	54.987	111.8	36.487	87.5	1:31.474	9 -	53.368	112.2	35.282	87.8	1:28.650
5 -	53.704	112.2	36.085	87.6	1:29.789						

Car 74 - please fit a working transponder

Weather / Track : Cloudy / Dry

Texaco Havoline Ginetta G20 Championship

PRACTICE - BEST SECTORS

SECTOR 1			SECTOR 2			IDEAL / BEST COMPARISON						
POS	NO	NAME	TIME	NO	NAME	TIME	POS	NO	NAME	IDEAL	BEST	DIFF
1	88	WANIA	52.446	52	MCCARTHY	35.281	1	52	MCCARTHY	:27.840	:27.840	0.000
2	9	SIMMS	52.552	99	SYKES	35.282	2	9	SIMMS	:28.107	:28.107	0.000
3	52	MCCARTHY	52.559	28	VERNON	35.372	3	28	VERNON	:28.407	:28.407	0.000
4	46	SMITH	52.911	9	SIMMS	35.555	4	88	WANIA	:28.594	:29.301	0.707
5	28	VERNON	53.035	46	SMITH	35.793	5	99	SYKES	:28.650	:28.650	0.000
6	99	SYKES	53.368	21	SYKES	35.859	6	46	SMITH	:28.704	:28.788	0.084
7	4	MARSH	53.467	6	FLOWERS	35.995	7	6	FLOWERS	:29.535	:29.535	0.000
8	6	FLOWERS	53.540	88	WANIA	36.148	8	21	SYKES	:29.575	:30.128	0.553
9	21	SYKES	53.716	5	RIGBY	36.208	9	4	MARSH	:29.713	:29.713	0.000
10	51	MCCARTHY	53.782	4	MARSH	36.246	10	51	MCCARTHY	:30.038	:30.099	0.061
11	19	JACKSON	53.999	51	MCCARTHY	36.256	11	19	JACKSON	:30.273	:30.273	0.000
12	16	EDWARDS	54.084	19	JACKSON	36.274	12	16	EDWARDS	:30.484	:30.484	0.000
13	5	RIGBY	54.297	35	JONES	36.377	13	5	RIGBY	:30.505	:31.029	0.524
14	35	JONES	54.342	11	RALPH	36.389	14	35	JONES	:30.719	:30.719	0.000
15	11	RALPH	54.360	16	EDWARDS	36.400	15	11	RALPH	:30.749	:30.806	0.057
16	55	GASS	54.367	20	STRAW	36.573	16	20	STRAW	:31.186	:31.445	0.259
17	17	MERRY	54.604	17	MERRY	36.742	17	17	MERRY	:31.346	:31.435	0.089
18	20	STRAW	54.613	42	DZIURZYNSKI	36.768	18	55	GASS	:31.466	:31.779	0.313
19	38	AUSTIN	54.811	27	HOUSTON	36.800	19	38	AUSTIN	:32.191	:32.191	0.000
20	7	WILLIAMS	55.582	55	GASS	37.099	20	42	DZIURZYNSKI	:32.516	:33.030	0.514
21	42	DZIURZYNSKI	55.748	15	FLETCHER	37.103	21	27	HOUSTON	:32.688	:32.973	0.285
22	27	HOUSTON	55.888	38	AUSTIN	37.380	22	15	FLETCHER	:33.213	:33.213	0.000
23	15	FLETCHER	56.110	57	LONG	37.392	23	7	WILLIAMS	:33.317	:33.463	0.146
24	57	LONG	57.381	7	WILLIAMS	37.735	24	57	LONG	:34.773	:34.773	0.000
25	59	MANCEY	59.462	59	MANCEY	40.866	25	59	MANCEY	:40.328	:40.328	0.000
26	74	DIGNAN		74	DIGNAN		26	74	DIGNAN		:30.199	0.000
Perfect lap										1:27.72		

Car 74 - please fit a working transponder

Weather / Track : Cloudy / Dry

www.tsl-timing.com

Thruxton
Circuit Length = 2.3560 miles
Start: 09:00 End: 09:17

Printed - 09.23 Saturday, 28 June 2008

Texaco Havoline Ginetta G20 Championship
PRACTICE - SPEED TRAPS

SECTOR 1				SECTOR 2			FINISH LINE			
POS	NO	NAME	MPH	NO	NAME	MPH	NO	NAME	MPH	
1	52	Spencer MCCARTHY	115.7				6	Matthew FLOWERS	89.4	
2	9	Gary SIMMS	115.1				99	Phil SYKES	89.0	
3	21	Richard SYKES	114.1				9	Gary SIMMS	88.8	
4	88	Mark WANIA	114.1				46	Andrew SMITH	88.8	
5	28	Kieran VERNON	113.9				28	Kieran VERNON	88.7	
6	20	Edd STRAW	113.6				88	Mark WANIA	88.4	
7	4	Paul MARSH	112.8				21	Richard SYKES	88.2	
8	19	David JACKSON	112.8				17	Neil MERRY	88.1	
9	17	Neil MERRY	112.2				52	Spencer MCCARTHY	88.1	
10	46	Andrew SMITH	112.2				5	Steve RIGBY	87.8	
11	99	Phil SYKES	112.2				19	David JACKSON	87.8	
12	15	Emily FLETCHER	112.0				7	Steve WILLIAMS	87.6	
13	5	Steve RIGBY	111.3				27	Neil HOUSTON	87.5	
14	6	Matthew FLOWERS	111.3				42	Alex DZIURZYNSKI	87.5	
15	16	Ross EDWARDS	111.3				51	Russel MCCARTHY	87.5	
16	35	Tom JONES	111.1				4	Paul MARSH	87.2	
17	7	Steve WILLIAMS	110.7				55	Duncan GASS	87.2	
18	11	Michael RALPH	110.4				38	Wayne AUSTIN	86.5	
19	27	Neil HOUSTON	110.2				57	Andrew LONG	86.5	
20	38	Wayne AUSTIN	110.0				15	Emily FLETCHER	85.9	
21	51	Russel MCCARTHY	110.0				35	Tom JONES	85.9	
22	55	Duncan GASS	109.7				16	Ross EDWARDS	85.8	
23	42	Alex DZIURZYNSKI	108.4				20	Edd STRAW	85.8	
24	59	Paul MANCEY	107.7				11	Michael RALPH	85.6	
25	57	Andrew LONG	107.2				59	Paul MANCEY	84.3	
26										

Car 74 - please fit a working transponder

Weather / Track : Cloudy / Dry

www.tsl-timing.com

Thruxton
 Circuit Length = 2.3560 miles
 Start: 09:00 End: 09:17

Printed - 10.02 Saturday, 28 June 2008

Texaco Havoline Ginetta G20 Championship

QUALIFYING - RACE 3 - CLASSIFICATION

POS	NO	CL	DRIVER / TEAM	CAR	TIME	ON	LAPS	GAP	DIFF	MPH
1	28		Kieran VERNON TFC Smalley	Ginetta G20	1:27.348	9	10			97.10
2	3		Julian BARRATT Reflex Racing GB	Ginetta G20	1:27.564	8	10	0.216	0.216	96.86
3	52		Spencer MCCARTHY McCarthy Motorsport	Ginetta G20	1:27.626	8	10	0.278	0.062	96.79
4	99		Phil SYKES Speedworks	Ginetta G20	1:28.256	9	10	0.908	0.630	96.10
5	74		Peter DIGNAN Pistonheads	Ginetta G20	1:28.323	9	10	0.975	0.067	96.02
6	88		Mark WANIA Academy Motorsport	Ginetta G20	1:28.487	8	10	1.139	0.164	95.85
7	4		Paul MARSH Tockwith Motorsport	Ginetta G20	1:28.508	10	10	1.160	0.021	95.82
8	46		Andrew SMITH Driver	Ginetta G20	1:28.673	7	10	1.325	0.165	95.64
9	51		Russel MCCARTHY McCarthy Motorsport	Ginetta G20	1:29.253	10	10	1.905	0.580	95.02
10	9		Gary SIMMS Optimum Motorsport	Ginetta G20	1:29.331	7	10	1.983	0.078	94.94
11	17		Neil MERRY Speedworks Motorsport	Ginetta G20	1:29.420	7	10	2.072	0.089	94.85
12	6		Matthew FLOWERS Optimum Motorsport	Ginetta G20	1:29.443	8	10	2.095	0.023	94.82
13	21		Richard SYKES Speedworks Motorsport	Ginetta G20	1:29.514	10	10	2.166	0.071	94.75
14	42		Alex DZIURZYNSKI West End Precision Ltd	Ginetta G20	1:29.656	8	9	2.308	0.142	94.60
15	16		Ross EDWARDS Speedworks Motorsport	Ginetta G20	1:29.809	4	10	2.461	0.153	94.44
16	19		David JACKSON Speedworks Motorsport	Ginetta G20	1:29.932	9	10	2.584	0.123	94.31
17	38		Wayne AUSTIN Tockwith Motorsport	Ginetta G20	1:30.031	7	10	2.683	0.099	94.20
18	20		Edd STRAW Speedworks Motorsport	Ginetta G20	1:30.189	7	10	2.841	0.158	94.04
19	35		Tom JONES Jones Motorhomes	Ginetta G20	1:30.489	5	9	3.141	0.300	93.73
20	11		Michael RALPH Envelope Printing Company	Ginetta G20	1:30.680	6	10	3.332	0.191	93.53
21	5		Steve RIGBY Reflex Racing	Ginetta G20	1:30.940	6	10	3.592	0.260	93.26
22	27		Neil HOUSTON Optimum Motorsport	Ginetta G20	1:31.499	10	10	4.151	0.559	92.69
23	15		Emily FLETCHER Rob Austin Racing	Ginetta G20	1:31.546	6	10	4.198	0.047	92.64
24	55		Duncan GASS Rob Austin Racing	Ginetta G20	1:31.689	10	10	4.341	0.143	92.50
25	7		Steve WILLIAMS Optimum Motorsport	Ginetta G20	1:32.014	9	10	4.666	0.325	92.17
26	57		Andrew LONG Hepworth International	Ginetta G20	1:34.995	9	9	7.647	2.981	89.28

Weather / Track : Bright / Dry

These results are provisional until the conclusion of any judicial and technical matters.

Thruxton
Circuit Length = 2.3560 miles
Start: 14:35 End: 14:51

Clerk of Course :	Timekeeper :
-------------------	--------------

Texaco Havoline Ginetta G20 Championship

QUALIFYING - RACE 3 - SECTOR ANALYSIS

3	Julian BARRATT		Reflex Racing GB								
1 -	Out	110.0	36.622	88.0	1:32.892	6 -	53.275	113.9	35.356	88.2	1:28.631
2 -	53.930	110.2	35.784	87.6	1:29.714	7 -	53.415	104.2	38.340	88.1	1:31.755
3 -	53.186	105.7	36.676	86.7	1:29.862	8 -	52.279	112.0	35.285	89.6	1:27.564
4 -	52.983	110.0	36.091	87.6	1:29.074	9 -	54.321	111.5	36.435	87.3	1:30.756
5 -	52.986	108.8	35.281	89.2	1:28.267	10 -	59.431	109.5	36.357	82.8	1:35.788
4	Paul MARSH		Tockwith Motorsport								
1 -	Out	107.4	37.518	86.3	1:37.873	6 -	54.620	108.8	35.231	87.0	1:29.851
2 -	54.284	107.7	36.089	87.3	1:30.373	7 -	53.315	108.8	35.756	86.9	1:29.071
3 -	54.046	107.7	36.156	87.4	1:30.202	8 -	52.636	112.2	36.218	87.2	1:28.854
4 -	53.704	107.4	36.134	87.4	1:29.838	9 -	53.059	107.9	35.692	86.8	1:28.751
5 -	53.129	112.0	36.215	85.1	1:29.344	10 -	53.007	110.0	35.501	88.8	1:28.508
5	Steve RIGBY		Reflex Racing								
1 -	Out	108.4	37.714	86.4	1:36.410	6 -	54.280	109.8	36.660	86.6	1:30.940
2 -	55.091	107.4	36.812	86.8	1:31.903	7 -	54.351	109.1	37.141	84.9	1:31.492
3 -	54.502	110.2	36.585	86.3	1:31.087	8 -	54.511	108.2	38.642	84.3	1:33.153
4 -	54.594	108.1	36.645	87.3	1:31.239	9 -	54.788	109.7	37.115	85.7	1:31.903
5 -	55.501	108.8	36.215	87.4	1:31.716	10 -	54.872	108.9	37.028	87.6	1:31.900
6	Matthew FLOWERS		Optimum Motorsport								
1 -	Out	108.4	38.443	86.8	1:37.037	6 -	53.790	109.1	36.184	87.7	1:29.974
2 -	54.407	109.3	36.740	88.9	1:31.147	7 -	53.612	110.0	36.060	88.3	1:29.672
3 -	55.610	97.5	37.541	87.7	1:33.151	8 -	53.606	108.8	35.837	88.4	1:29.443
4 -	54.296	107.0	36.623	88.2	1:30.919	9 -	53.645	111.3	36.154	89.1	1:29.799
5 -	54.835	109.8	35.837	88.9	1:30.672	10 -	53.752	111.7	36.234	88.5	1:29.986
7	Steve WILLIAMS		Optimum Motorsport								
1 -	Out	99.3	40.743	85.8	1:42.166	6 -	55.338	108.9	37.728	87.3	1:33.066
2 -	58.224	109.1	37.624	86.7	1:35.848	7 -	55.857	109.7	37.349	87.5	1:33.206
3 -	56.379	103.7	37.347	86.7	1:33.726	8 -	55.208	104.9	37.335	87.5	1:32.543
4 -	55.256	106.4	37.558	87.5	1:32.814	9 -	55.181	109.8	36.833	85.7	1:32.014
5 -	55.711	107.2	37.294	86.3	1:33.005	10 -	55.260	108.8	37.574	85.6	1:32.834
9	Gary SIMMS		Optimum Motorsport								
1 -	Out	106.5	38.849	88.0	1:37.412	6 -	53.352	110.4	36.194	87.7	1:29.546
2 -	53.944	109.1	36.414	88.0	1:30.358	7 -	53.242	108.8	36.089	88.9	1:29.331
3 -	53.327	108.8	36.749	89.6	1:30.076	8 -	53.138	108.6	37.015	89.1	1:30.153
4 -	54.184	110.6	35.966	86.3	1:30.150	9 -	55.086	111.1	36.671	89.2	1:31.757
5 -	54.088	106.5	35.975	86.3	1:30.063	10 -	55.208	109.3	36.689	88.9	1:31.897
11	Michael RALPH		Envelope Printing Company								
1 -	Out	101.8	38.869	82.6	1:41.035	6 -	54.396	107.7	36.284	85.8	1:30.680
2 -	56.506	100.0	38.031	81.2	1:34.537	7 -	54.921	108.1	36.432	86.4	1:31.353
3 -	56.670	107.7	36.822	85.2	1:33.492	8 -	54.850	110.9	36.493	84.9	1:31.343
4 -	56.205	106.7	36.652	85.5	1:32.857	9 -	54.794	105.2	37.048	82.4	1:31.842
5 -	54.561	107.5	36.473	84.5	1:31.034	10 -	55.217	104.4	37.057	83.4	1:32.274
15	Emily FLETCHER		Rob Austin Racing								
1 -	Out	109.3	37.407	84.7	1:34.944	6 -	55.246	110.6	36.300	85.3	1:31.546
2 -	56.594	111.3	36.879	85.2	1:33.473	7 -	55.779	108.8	36.975	84.5	1:32.754
3 -	55.391	108.2	37.605	85.4	1:32.996	8 -	55.795	109.8	36.898	84.2	1:32.693
4 -	55.524	108.8	36.868	85.9	1:32.392	9 -	56.332	111.8	37.492	85.9	1:33.824
5 -	55.287	109.5	36.448	86.0	1:31.735	10 -	56.301	110.2	36.211	86.1	1:32.512
16	Ross EDWARDS		Speedworks Motorsport								
1 -	Out	109.3	37.724	87.6	1:36.412	6 -	54.851	108.4	36.031	86.5	1:30.882
2 -	55.364	111.1	36.002	87.7	1:31.366	7 -	54.247	110.9	36.233	85.7	1:30.480
3 -	54.772	112.8	35.762	87.2	1:30.534	8 -	53.702	112.4	36.448	86.4	1:30.150
4 -	54.310	110.0	35.499	85.6	1:29.809	9 -	54.469	110.7	35.699	87.7	1:30.168
5 -	54.619	107.9	36.220	88.1	1:30.839	10 -	53.910	113.9	36.068	85.9	1:29.978

Thruxton
Circuit Length = 2.3560 miles
Start: 14:35 End: 14:51

Weather / Track : Bright / Dry

Texaco Havoline Ginetta G20 Championship

QUALIFYING - RACE 3 - SECTOR ANALYSIS

17	Neil MERRY		Speedworks Motorsport								
1 -	Out	107.9	38.278	86.5	1:37.047	6 -	54.836	110.2	36.491	86.6	1:31.327
2 -	57.163	105.8	37.260	85.8	1:34.423	7 -	53.856	109.3	35.564	88.7	1:29.420
3 -	54.865	108.9	36.462	86.0	1:31.327	8 -	57.449	108.4	36.832	83.2	1:34.281
4 -	55.194	107.4	36.166	87.2	1:31.360	9 -	54.541	110.4	35.808	87.4	1:30.349
5 -	55.098	107.9	37.163	86.1	1:32.261	10 -	54.263	108.4	36.575	87.4	1:30.838
19	David JACKSON		Speedworks Motorsport								
1 -	Out	107.2	38.235	83.9	1:37.569	6 -	54.504	110.6	36.421	86.9	1:30.925
2 -	55.819	110.2	38.270	86.7	1:34.089	7 -	54.238	109.7	36.809	87.4	1:31.047
3 -	54.531	110.0	37.198	86.7	1:31.729	8 -	54.165	105.5	37.223	87.4	1:31.388
4 -	54.587	109.8	36.862	86.4	1:31.449	9 -	53.657	110.4	36.275	87.2	1:29.932
5 -	54.276	109.7	36.741	87.0	1:31.017	10 -	53.772	110.2	36.296	86.7	1:30.068
20	Edd STRAW		Speedworks Motorsport								
1 -	Out	108.2	37.761	85.8	1:36.988	6 -	55.355	108.8	36.003	85.3	1:31.358
2 -	54.244	110.9	37.307	85.6	1:31.551	7 -	54.160	107.9	36.029	85.1	1:30.189
3 -	54.293	106.9	36.588	85.5	1:30.881	8 -	54.697	107.7	36.491	85.3	1:31.188
4 -	54.633	106.7	36.553	85.3	1:31.186	9 -	54.628	108.4	36.037	84.7	1:30.665
5 -	54.139	109.3	36.431	84.7	1:30.570	10 -	1:00.149	106.7	38.556	85.7	1:38.705
21	Richard SYKES		Speedworks Motorsport								
1 -	Out	108.4	38.896	86.3	1:39.825	6 -	54.345	111.3	36.714	87.4	1:31.059
2 -	55.554	112.0	35.814	86.4	1:31.368	7 -	54.971	114.5	36.211	85.2	1:31.182
3 -	55.170	111.7	35.899	86.9	1:31.069	8 -	53.495	112.2	36.488	85.4	1:29.983
4 -	1:02.698	102.6	36.213	88.8	1:38.911	9 -	54.476	114.9	36.384	88.0	1:30.860
5 -	59.525	78.1	38.750	78.5	1:38.275	10 -	54.181	111.7	35.333	87.4	1:29.514
27	Neil HOUSTON		Optimum Motorsport								
1 -	Out	107.9	38.861	87.6	1:37.403	6 -	55.182	108.8	37.499	87.7	1:32.681
2 -	55.726	108.2	37.550	88.0	1:33.276	7 -	56.000	107.4	36.944	87.5	1:32.944
3 -	56.072	106.4	36.759	86.8	1:32.831	8 -	55.721	108.9	36.595	85.9	1:32.316
4 -	55.214	107.7	37.174	86.5	1:32.388	9 -	55.647	108.2	37.018	88.0	1:32.665
5 -	57.285	107.0	36.643	86.9	1:33.928	10 -	54.842	109.1	36.657	86.1	1:31.499
28	Kieran VERNON		TFC Smalley								
1 -	Out	109.5	37.054	86.9	1:34.856	6 -	53.144	112.0	35.515	88.5	1:28.659
2 -	54.194	109.7	36.018	88.0	1:30.212	7 -	52.842	111.7	35.314	89.1	1:28.156
3 -	53.366	110.0	35.636	89.8	1:29.002	8 -	52.734	111.1	36.151	88.8	1:28.885
4 -	54.178	110.4	36.835	88.7	1:31.013	9 -	52.615	113.0	34.733	88.8	1:27.348
5 -	53.770	110.6	35.701	88.2	1:29.471	10 -	52.299	116.1	36.257	89.8	1:28.556
35	Tom JONES		Jones Motorhomes								
1 -	Out	100.2	38.803	85.8	1:37.231	6 -	55.395	101.1	In		1:32.504P
2 -	55.420	112.2	35.899	87.5	1:31.319	7 -	Out	110.6	37.092	86.7	2:32.486
3 -	54.331	109.3	36.697	88.0	1:31.028	8 -	54.986	108.6	36.775	88.4	1:31.761
4 -	54.281	108.8	36.334	88.0	1:30.615	9 -	53.938	111.3	36.686	85.3	1:30.624
5 -	54.769	110.7	35.720	86.8	1:30.489						
38	Wayne AUSTIN		Tockwith Motorsport								
1 -	Out	107.9	37.691	87.0	1:37.597	6 -	55.047	106.2	36.718	87.4	1:31.765
2 -	54.744	106.9	36.843	84.5	1:31.587	7 -	53.622	110.9	36.409	85.4	1:30.031
3 -	54.696	108.8	37.434	86.8	1:32.130	8 -	53.566	110.9	44.125	83.3	1:37.691
4 -	55.253	107.9	36.389	86.0	1:31.642	9 -	54.171	108.9	36.418	86.6	1:30.589
5 -	54.440	108.4	36.389	86.5	1:30.829	10 -	54.210	107.4	37.673	78.1	1:31.883
42	Alex DZIURZYNSKI		West End Precision Ltd								
1 -	Out	106.0	38.338	86.0	1:37.683	6 -	Out	108.6	36.099	87.8	2:23.480
2 -	56.765	106.7	38.806	84.9	1:35.571	7 -	54.014	109.5	36.372	87.6	1:30.386
3 -	1:07.396	107.9	44.316	82.5	1:51.712	8 -	53.648	110.6	36.008	86.7	1:29.656
4 -	55.488	107.4	37.385	86.6	1:32.873	9 -	54.306	106.9	36.683	86.0	1:30.989
5 -	1:05.890	103.2	In		1:43.043P						

Thruxton
Circuit Length = 2.3560 miles
Start: 14:35 End: 14:51

Weather / Track : Bright / Dry

Texaco Havoline Ginetta G20 Championship

QUALIFYING - RACE 3 - SECTOR ANALYSIS

46	Andrew SMITH Driver										
1 -	Out	106.0	36.682	87.8	1:32.590	6 -	53.522	109.8	35.756	88.4	1:29.278
2 -	54.030	110.9	35.818	88.8	1:29.848	7 -	53.102	111.5	35.571	89.1	1:28.673
3 -	54.143	106.5	36.272	88.1	1:30.415	8 -	53.227	111.1	35.469	88.8	1:28.696
4 -	53.667	108.6	35.809	90.1	1:29.476	9 -	53.478	112.8	35.589	90.6	1:29.067
5 -	53.660	109.7	35.826	88.9	1:29.486	10 -	54.540	112.2	35.866	88.5	1:30.406
51	Russel MCCARTHY McCarthy Motorsport										
1 -	Out	106.7	36.676	86.0	1:36.420	6 -	54.253	107.0	36.393	89.0	1:30.646
2 -	54.789	106.5	36.119	86.5	1:30.908	7 -	53.895	108.2	35.751	86.8	1:29.646
3 -	53.993	103.7	36.249	87.2	1:30.242	8 -	54.044	107.4	38.117	82.4	1:32.161
4 -	54.091	106.4	35.930	87.0	1:30.021	9 -	54.537	107.9	37.284	87.2	1:31.821
5 -	53.831	107.5	35.766	87.4	1:29.597	10 -	53.646	108.4	35.607	87.6	1:29.253
52	Spencer MCCARTHY McCarthy Motorsport										
1 -	Out	105.7	36.513	86.6	1:39.277	6 -	53.442	109.8	35.215	87.7	1:28.657
2 -	53.360	110.0	35.636	86.4	1:28.996	7 -	52.817	111.7	34.855	88.0	1:27.672
3 -	53.151	110.7	35.581	87.3	1:28.732	8 -	52.503	112.2	35.123	86.8	1:27.626
4 -	52.925	110.6	35.241	89.7	1:28.166	9 -	53.033	113.6	35.194	88.7	1:28.227
5 -	53.022	111.7	35.008	89.0	1:28.030	10 -	52.646	111.3	35.199	86.7	1:27.845
55	Duncan GASS Rob Austin Racing										
1 -	Out	106.4	39.935	84.0	1:43.654	6 -	55.011	108.6	37.836	86.6	1:32.847
2 -	1:03.713	108.2	37.730	86.8	1:41.443	7 -	54.731	109.3	37.840	84.5	1:32.571
3 -	56.659	107.7	37.645	82.4	1:34.304	8 -	54.982	109.3	37.586	86.4	1:32.568
4 -	59.755	107.4	37.435	86.9	1:37.190	9 -	54.659	108.8	37.757	86.5	1:32.416
5 -	55.313	101.8	37.619	87.2	1:32.932	10 -	54.368	108.4	37.321	86.9	1:31.689
57	Andrew LONG Hepworth International										
1 -	Out	103.4	38.659	85.4	1:43.527	6 -	58.410	103.4	38.087	85.1	1:36.497
2 -	59.542	108.1	38.197	78.1	1:37.739	7 -	58.176	103.4	37.814	85.7	1:35.990
3 -	57.759	105.2	38.788	83.9	1:36.547	8 -	57.628	106.9	37.382	84.8	1:35.010
4 -	58.424	105.0	37.577	85.7	1:36.001	9 -	57.306	106.7	37.689	78.5	1:34.995
5 -	58.351	104.4	38.995	85.1	1:37.346						
74	Peter DIGNAN Pistonheads										
1 -	Out	98.0	39.284	86.8	1:41.844	6 -	53.600	110.9	36.084	87.7	1:29.684
2 -	54.280	112.0	36.551	87.6	1:30.831	7 -	53.430	113.6	35.823	89.6	1:29.253
3 -	53.998	110.7	36.289	88.0	1:30.287	8 -	54.896	111.3	35.989	87.2	1:30.885
4 -	54.507	102.8	36.256	88.5	1:30.763	9 -	53.063	114.3	35.260	87.5	1:28.323
5 -	53.714	110.2	36.435	87.7	1:30.149	10 -	53.517	112.2	35.467	88.0	1:28.984
88	Mark WANIA Academy Motorsport										
1 -	Out	111.3	37.218	86.1	1:34.770	6 -	53.868	105.5	36.603	87.5	1:30.471
2 -	53.516	115.5	36.096	87.7	1:29.612	7 -	52.832	113.0	35.756	87.2	1:28.588
3 -	52.763	113.7	35.965	87.6	1:28.728	8 -	52.873	113.7	35.614	86.6	1:28.487
4 -	53.671	110.4	36.288	86.7	1:29.959	9 -	55.950	98.8	38.356	84.7	1:34.306
5 -	54.414	107.9	37.069	87.8	1:31.483	10 -	53.698	113.0	38.158	86.9	1:31.856
99	Phil SYKES Speedworks										
1 -	Out	110.7	36.870	88.1	1:34.014	6 -	54.077	110.4	36.166	88.5	1:30.243
2 -	54.583	109.1	35.323	90.2	1:29.906	7 -	53.804	110.7	35.865	87.8	1:29.669
3 -	1:08.964	72.5	38.201	86.3	1:47.165	8 -	54.253	110.2	36.095	86.9	1:30.348
4 -	55.226	104.4	36.145	87.4	1:31.371	9 -	53.345	112.6	34.911	88.1	1:28.256
5 -	58.954	110.2	35.917	89.1	1:34.871	10 -	55.308	106.4	35.376	88.5	1:30.684

Thruxton
Circuit Length = 2.3560 miles
Start: 14:35 End: 14:51

Weather / Track : Bright / Dry

Texaco Havoline Ginetta G20 Championship

QUALIFYING - RACE 3 - BEST SECTORS


SECTOR 1			SECTOR 2			IDEAL / BEST COMPARISON						
POS	NO	NAME	TIME	NO	NAME	TIME	POS	NO	NAME	IDEAL	BEST	DIFF
1	3	BARRATT	52.279	28	VERNON	34.733	1	28	VERNON	1:27.032	1:27.348	0.316
2	28	VERNON	52.299	52	MCCARTHY	34.855	2	52	MCCARTHY	1:27.358	1:27.626	0.268
3	52	MCCARTHY	52.503	99	SYKES	34.911	3	3	BARRATT	1:27.560	1:27.564	0.004
4	4	MARSH	52.636	4	MARSH	35.231	4	4	MARSH	1:27.867	1:28.508	0.641
5	88	WANIA	52.763	74	DIGNAN	35.260	5	99	SYKES	1:28.256	1:28.256	0.000
6	74	DIGNAN	53.063	3	BARRATT	35.281	6	74	DIGNAN	1:28.323	1:28.323	0.000
7	46	SMITH	53.102	21	SYKES	35.333	7	88	WANIA	1:28.377	1:28.487	0.110
8	9	SIMMS	53.138	46	SMITH	35.469	8	46	SMITH	1:28.571	1:28.673	0.102
9	99	SYKES	53.345	16	EDWARDS	35.499	9	21	SYKES	1:28.828	1:29.514	0.686
10	21	SYKES	53.495	17	MERRY	35.564	10	9	SIMMS	1:29.104	1:29.331	0.227
11	38	AUSTIN	53.566	51	MCCARTHY	35.607	11	16	EDWARDS	1:29.201	1:29.809	0.608
12	6	FLOWERS	53.606	88	WANIA	35.614	12	51	MCCARTHY	1:29.253	1:29.253	0.000
13	51	MCCARTHY	53.646	35	JONES	35.720	13	17	MERRY	1:29.420	1:29.420	0.000
14	42	DZIURZYNSKI	53.648	6	FLOWERS	35.837	14	6	FLOWERS	1:29.443	1:29.443	0.000
15	19	JACKSON	53.657	9	SIMMS	35.966	15	42	DZIURZYNSKI	1:29.656	1:29.656	0.000
16	16	EDWARDS	53.702	20	STRAW	36.003	16	35	JONES	1:29.658	1:30.489	0.831
17	17	MERRY	53.856	42	DZIURZYNSKI	36.008	17	19	JACKSON	1:29.932	1:29.932	0.000
18	35	JONES	53.938	15	FLETCHER	36.211	18	38	AUSTIN	1:29.955	1:30.031	0.076
19	20	STRAW	54.139	5	RIGBY	36.215	19	20	STRAW	1:30.142	1:30.189	0.047
20	5	RIGBY	54.280	19	JACKSON	36.275	20	5	RIGBY	1:30.495	1:30.940	0.445
21	55	GASS	54.368	11	RALPH	36.284	21	11	RALPH	1:30.680	1:30.680	0.000
22	11	RALPH	54.396	38	AUSTIN	36.389	22	27	HOUSTON	1:31.437	1:31.499	0.062
23	27	HOUSTON	54.842	27	HOUSTON	36.595	23	15	FLETCHER	1:31.457	1:31.546	0.089
24	7	WILLIAMS	55.181	7	WILLIAMS	36.833	24	55	GASS	1:31.689	1:31.689	0.000
25	15	FLETCHER	55.246	55	GASS	37.321	25	7	WILLIAMS	1:32.014	1:32.014	0.000
26	57	LONG	57.306	57	LONG	37.382	26	57	LONG	1:34.688	1:34.995	0.307
Perfect lap										1:27.012		

Texaco Havoline Ginetta G20 Championship
QUALIFYING - RACE 3 - SPEED TRAPS

SECTOR 1				SECTOR 2			FINISH LINE			
POS	NO	NAME	MPH	NO	NAME	MPH	NO	NAME	MPH	
1	28	Kieran VERNON	116.1				46	Andrew SMITH	90.6	
2	88	Mark WANIA	115.5				99	Phil SYKES	90.2	
3	21	Richard SYKES	114.9				28	Kieran VERNON	89.8	
4	74	Peter DIGNAN	114.3				52	Spencer MCCARTHY	89.7	
5	3	Julian BARRATT	113.9				3	Julian BARRATT	89.6	
6	16	Ross EDWARDS	113.9				9	Gary SIMMS	89.6	
7	52	Spencer MCCARTHY	113.6				74	Peter DIGNAN	89.6	
8	46	Andrew SMITH	112.8				6	Matthew FLOWERS	89.1	
9	99	Phil SYKES	112.6				51	Russel MCCARTHY	89.0	
10	4	Paul MARSH	112.2				4	Paul MARSH	88.8	
11	35	Tom JONES	112.2				21	Richard SYKES	88.8	
12	15	Emily FLETCHER	111.8				17	Neil MERRY	88.7	
13	6	Matthew FLOWERS	111.7				35	Tom JONES	88.4	
14	9	Gary SIMMS	111.1				16	Ross EDWARDS	88.1	
15	11	Michael RALPH	110.9				27	Neil HOUSTON	88.0	
16	20	Edd STRAW	110.9				42	Alex DZIURZYNSKI	87.8	
17	38	Wayne AUSTIN	110.9				88	Mark WANIA	87.8	
18	19	David JACKSON	110.6				5	Steve RIGBY	87.6	
19	42	Alex DZIURZYNSKI	110.6				7	Steve WILLIAMS	87.5	
20	17	Neil MERRY	110.4				19	David JACKSON	87.4	
21	5	Steve RIGBY	110.2				38	Wayne AUSTIN	87.4	
22	7	Steve WILLIAMS	109.8				55	Duncan GASS	87.2	
23	55	Duncan GASS	109.3				11	Michael RALPH	86.4	
24	27	Neil HOUSTON	109.1				15	Emily FLETCHER	86.1	
25	51	Russel MCCARTHY	108.4				20	Edd STRAW	85.8	
26	57	Andrew LONG	108.1				57	Andrew LONG	85.7	

Texaco Havoline Ginetta G20 Championship

RACE 3 - GRID - AMENDED

ROW 14	59	Charlie KEMP	
ROW 13	7	1:32.014 Steve WILLIAMS	57 1:34.995 Andrew LONG
ROW 12	15	1:31.546 Emily FLETCHER	55 1:31.689 Duncan GASS
ROW 11	5	1:30.940 Steve RIGBY	27 1:31.499 Neil HOUSTON
ROW 10	35	1:30.489 Tom JONES	11 1:30.680 Michael RALPH
ROW 9	38	1:30.031 Wayne AUSTIN	20 1:30.189 Edd STRAW
ROW 8	16	1:29.809 Ross EDWARDS	19 1:29.932 David JACKSON
ROW 7	21	1:29.514 Richard SYKES	42 1:29.656 Alex DZIURZYNSKI
ROW 6	17	1:29.420 Neil MERRY	6 1:29.443 Matthew FLOWERS
ROW 5	51	1:29.253 Russel MCCARTHY	9 1:29.331 Gary SIMMS
ROW 4	4	1:28.508 Paul MARSH	46 1:28.673 Andrew SMITH
ROW 3	74	1:28.323 Peter DIGNAN	88 1:28.487 Mark WANIA
ROW 2	52	1:27.626 Spencer MCCARTHY	99 1:28.256 Phil SYKES
ROW 1	28	1:27.348 Kieran VERNON	3 1:27.564 Julian BARRATT
Pole			
			


Thruxton
Circuit Length = 2.3560 miles

These results are provisional until the conclusion of any judicial and technical matters.

Clerk of Course :		Timekeeper :

Texaco Havoline Ginetta G20 Championship

RACE 8 - GRID

ROW 14	59	Charlie KEMP			
ROW 13	7	1:32.543 Steve WILLIAMS	57	1:34.995 Andrew LONG	
ROW 12		27	1:32.316 Neil HOUSTON	55	1:32.416 Duncan GASS
ROW 11	5	1:31.087 Steve RIGBY	15	1:31.735 Emily FLETCHER	
ROW 10		35	1:30.615 Tom JONES	11	1:31.034 Michael RALPH
ROW 9	20	1:30.570 Edd STRAW	38	1:30.589 Wayne AUSTIN	
ROW 8		17	1:30.349 Neil MERRY	42	1:30.386 Alex DZIURZYNSKI
ROW 7	21	1:29.983 Richard SYKES	19	1:30.068 David JACKSON	
ROW 6		6	1:29.672 Matthew FLOWERS	16	1:29.978 Ross EDWARDS
ROW 5	51	1:29.597 Russel MCCARTHY	99	1:29.669 Phil SYKES	
ROW 4		74	1:28.984 Peter DIGNAN	9	1:29.546 Gary SIMMS
ROW 3	46	1:28.696 Andrew SMITH	4	1:28.751 Paul MARSH	
ROW 2		3	1:28.267 Julian BARRATT	88	1:28.588 Mark WANIA
ROW 1	52	1:27.672 Spencer MCCARTHY	28	1:28.156 Kieran VERNON	
Pole					
					

Thruxton
Circuit Length = 2.3560 miles

These results are provisional until the conclusion of any judicial and technical matters.

Clerk of Course :

Timekeeper :

Texaco Havoline Ginetta G20 Championship

RACE 3 - CLASSIFICATION

POS	NO	CL	DRIVER / TEAM	CAR	LAPS	TIME	GAP	DIFF	MPH	BEST	ON
1	28		Kieran VERNON TFC Smalley	Ginetta G20	14	21:16.308			93.03	1:27.413	11
2	52		Spencer MCCARTHY McCarthy Motorsport	Ginetta G20	14	21:16.724	0.416	0.416	93.00	1:27.839	11
3	3		Julian BARRATT Reflex Racing GB	Ginetta G20	14	21:17.195	0.887	0.471	92.97	1:27.390	12
4	46		Andrew SMITH Driver	Ginetta G20	14	21:19.006	2.698	1.811	92.83	1:27.912	11
5	51		Russel MCCARTHY McCarthy Motorsport	Ginetta G20	14	21:21.998	5.690	2.992	92.62	1:28.057	11
6	99		Phil SYKES Speedworks	Ginetta G20	14	21:29.265	12.957	7.267	92.10	1:28.723	3
7	21		Richard SYKES Speedworks Motorsport	Ginetta G20	14	21:29.835	13.527	0.570	92.05	1:28.463	11
8	9		Gary SIMMS Optimum Motorsport	Ginetta G20	14	21:30.160	13.852	0.325	92.03	1:28.412	10
9	20		Edd STRAW Speedworks Motorsport	Ginetta G20	14	21:33.470	17.162	3.310	91.80	1:29.290	10
10	35		Tom JONES Jones Motorhomes	Ginetta G20	14	21:33.640	17.332	0.170	91.78	1:28.529	10
11	6		Matthew FLOWERS Optimum Motorsport	Ginetta G20	14	21:34.512	18.204	0.872	91.72	1:29.419	11
12	88		Mark WANIA Academy Motorsport	Ginetta G20	14	21:35.579	19.271	1.067	91.65	1:28.904	11
13	27		Neil HOUSTON Optimum Motorsport	Ginetta G20	14	21:46.120	29.812	10.541	90.91	1:30.354	10
14	59		Charlie KEMP Hepworth International	Ginetta G20	14	21:46.530	30.222	0.410	90.88	1:30.323	13
15	5		Steve RIGBY Reflex Racing	Ginetta G20	14	21:50.630	34.322	4.100	90.59	1:29.973	10
16	55		Duncan GASS Rob Austin Racing	Ginetta G20	14	21:51.512	35.204	0.882	90.53	1:31.108	11
17	42		Alex DZIURZYNSKI West End Precision Ltd	Ginetta G20	14	21:51.841	35.533	0.329	90.51	1:31.018	13
18	38		Wayne AUSTIN Tockwith Motorsport	Ginetta G20	14	21:54.796	38.488	2.955	90.31	1:30.554	10
19	19		David JACKSON Speedworks Motorsport	Ginetta G20	14	21:55.369	39.061	0.573	90.27	1:28.706	11
20	74		Peter DIGNAN Pistonheads	Ginetta G20	14	22:31.310	1:15.002	35.941	87.87	1:28.368	3
21	11		Michael RALPH Envelope Printing Company	Ginetta G20	14	22:48.029	1:31.721	16.719	86.79	1:31.334	13
22	57		Andrew LONG Hepworth International	Ginetta G20	14	22:49.706	1:33.398	1.677	86.69	1:32.605	4
23	7		Steve WILLIAMS Optimum Motorsport	Ginetta G20	13	21:28.398	1 lap	1 lap	85.57	1:32.433	5

NOT CLASSIFIED

DNF	16		Ross EDWARDS Speedworks Motorsport	Ginetta G20	12	18:32.819	2 laps	1 lap	91.46	1:28.345	12
DNF	17		Neil MERRY Speedworks Motorsport	Ginetta G20	10	16:39.435	4 laps	2 laps	84.86	1:29.650	2
DNF	4		Paul MARSH Tockwith Motorsport	Ginetta G20	4	7:05.068	10 laps	6 laps	79.81	1:30.701	3
DNF	15		Emily FLETCHER Rob Austin Racing	Ginetta G20	2	3:31.303	12 laps	2 laps	80.27	1:45.228	2

FASTEST LAP

	3		Julian BARRATT Reflex Racing GB	Ginetta G20	12	1:27.390			97.05 mph	156.19 kph	
--	---	--	---	-------------	----	----------	--	--	-----------	------------	--

Car 35 - please fit working transponder

Weather / Track : Cloudy / Dry

These results are provisional until the conclusion of any judicial and technical matters.

Thruxton
Circuit Length = 2.3560 miles
Start: 08:57 End: 09:20

Clerk of Course :		Timekeeper :	
-------------------	--	--------------	--

Texaco Havoline Ginetta G20 Championship

RACE 3 - LAP CHART

Lap 1			Lap 2			Lap 3			Lap 4			Lap 5		
No	Behind	Laptime	No	Behind	Laptime	No	Behind	Laptime	No	Behind	Laptime	No	Behind	Laptime
52		1:36.606	3		1:28.031	52		1:28.035	3		1:28.297	52		1:28.872
28	0.472	1:37.078	52	0.591	1:29.549	3	0.412	1:29.038	52	0.210	1:28.919	3	0.825	1:29.907
3	0.927	1:37.533	28	0.786	1:29.272	28	0.913	1:28.753	28	0.488	1:28.284	28	0.892	1:29.486
99	1.114	1:37.720	99	1.191	1:29.035	99	1.288	1:28.723	51	1.246	1:28.158	51	1.016	1:28.852
51	1.626	1:38.232	51	1.602	1:28.934	51	1.797	1:28.821	99	1.619	1:29.040	46	1.252	1:28.310
9	1.870	1:38.476	9	1.772	1:28.860	46	2.372	1:28.963	46	2.024	1:28.361	99	1.661	1:29.124
46	2.291	1:38.897	46	2.035	1:28.702	9	2.587	1:29.441	9	2.399	1:28.521	9	1.986	1:28.669
88	3.126	1:39.732	74	3.734	1:29.366	74	3.476	1:28.368	20	8.534	1:30.103	21	10.322	1:30.076
74	3.326	1:39.932	17	4.455	1:29.650	88	6.816	1:30.424	88	8.848	1:30.741	6	10.918	1:30.843
17	3.763	1:40.369	88	5.018	1:30.850	20	7.140	1:29.887	6	9.157	1:30.202	20	11.621	1:32.169
20	4.439	1:41.045	20	5.879	1:30.398	6	7.664	1:29.974	21	9.328	1:30.259	88	12.076	1:32.310
6	4.705	1:41.311	6	6.316	1:30.569	21	7.778	1:29.902	19	10.115	1:30.483	19	12.307	1:31.274
21	4.998	1:41.604	21	6.502	1:30.462	19	8.341	1:29.769	42	19.748	1:31.175	27	22.134	1:31.202
19	5.715	1:42.321	19	7.198	1:30.441	5	16.682	1:31.421	27	20.014	1:31.671	16	22.809	1:31.332
42	8.118	1:44.724	27	13.277	1:33.978	27	17.052	1:32.401	5	20.423	1:32.450	42	22.812	1:32.146
27	8.257	1:44.863	5	13.887	1:34.229	42	17.282	1:31.705	16	20.559	1:30.815	74	23.394	1:31.643
11	8.358	1:44.964	42	14.203	1:35.043	11	18.030	1:31.844	74	20.833	1:46.066	5	24.239	1:32.898
5	8.616	1:45.222	11	14.812	1:35.412	16	18.453	1:30.121	11	21.692	1:32.371	38	24.267	1:31.266
38	8.804	1:45.410	38	15.185	1:35.339	38	18.750	1:32.191	38	22.083	1:32.042	35	24.553	1:30.790
55	9.430	1:46.036	16	16.958	1:33.787	17	20.600	1:44.771	35	22.845	1:30.043	11	24.618	1:32.008
15	9.469	1:46.075	55	18.130	1:37.658	59	20.800	1:30.638	59	24.950	1:32.859	59	28.041	1:32.173
57	9.850	1:46.456	59	18.788	1:36.434	4	21.045	1:30.701	55	25.376	1:32.161	55	28.255	1:31.961
59	11.312	1:47.918	4	18.970	1:31.939	35	21.511	1:31.043	57	29.207	1:32.605	57	33.093	1:32.968
7	11.837	1:48.443	57	18.982	1:38.090	55	21.924	1:32.420	7	29.953	1:33.048	7	33.304	1:32.433
16	12.129	1:48.735	35	19.094	1:32.102	57	25.311	1:34.955	17	32.813	1:40.922	17	36.324	1:32.593
35	15.950	1:52.556	7	19.111	1:36.232	7	25.614	1:35.129	4	1:02.169	2:09.833			
4	15.989	1:52.595	15	25.739	1:45.228									

Car 35 - please fit working transponder

Weather / Track : Cloudy / Dry

www.tsl-timing.com

Thruxton
Circuit Length = 2.3560 miles
Start: 08:57 End: 09:20

Texaco Havoline Ginetta G20 Championship

RACE 3 - LAP CHART

Lap 6			Lap 7			Lap 8			Lap 9			Lap 10		
No	Behind	Laptime	No	Behind	Laptime	No	Behind	Laptime	No	Behind	Laptime	No	Behind	Laptime
52		1:29.100	3		1:27.630	52		1:28.332	52		1:57.676	52		1:28.117
3	0.693	1:28.968	52	0.166	1:28.489	28	0.235	1:28.296	28	1.376	1:58.817	28	0.855	1:27.596
51	0.914	1:28.998	28	0.437	1:27.542	3	1.043	1:29.541	3	1.580	1:58.213	3	1.856	1:28.393
28	1.218	1:29.426	51	2.170	1:29.579	46	2.557	1:28.665	46	2.009	1:57.128	46	2.369	1:28.477
46	1.626	1:29.474	46	2.390	1:29.087	51	2.878	1:29.206	51	3.729	1:58.527	51	3.784	1:28.172
99	1.797	1:29.236	99	2.543	1:29.069	99	3.369	1:29.324	99	4.750	1:59.057	99	5.801	1:29.168
9	2.222	1:29.336	9	2.947	1:29.048	9	4.662	1:30.213	9	5.960	1:58.974	9	6.255	1:28.412
21	11.771	1:30.549	21	13.935	1:30.487	21	15.743	1:30.306	21	6.571	1:48.504	21	6.992	1:28.538
20	13.285	1:30.764	20	14.844	1:29.882	20	17.036	1:30.690	20	7.353	1:47.993	20	8.526	1:29.290
6	13.431	1:31.613	6	15.086	1:29.978	6	18.813	1:32.225	88	8.927	1:47.577	88	10.732	1:29.922
88	14.047	1:31.071	88	16.462	1:30.738	88	19.026	1:31.062	6	9.135	1:47.998	6	10.993	1:29.975
19	14.427	1:31.220	19	16.747	1:30.643	19	19.200	1:30.951	19	10.076	1:48.552	19	11.357	1:29.398
16	23.584	1:29.875	16	25.010	1:29.749	16	26.074	1:29.562	16	10.884	1:42.486	16	11.369	1:28.602
74	25.365	1:31.071	42	28.740	1:31.239	35	31.716	1:30.693	35	11.690	1:37.650	35	12.102	1:28.529
42	25.824	1:32.112	27	29.249	1:31.326	27	32.311	1:31.560	27	12.728	1:38.093	27	14.965	1:30.354
27	26.246	1:33.212	35	29.521	1:31.039	42	32.584	1:32.342	42	13.208	1:38.300	38	16.776	1:30.554
38	26.488	1:31.321	38	30.212	1:32.047	38	32.874	1:31.160	38	14.339	1:39.141	42	17.111	1:32.020
35	26.805	1:31.352	59	35.096	1:33.578	59	37.896	1:31.298	59	14.504	1:34.284	59	17.178	1:30.791
11	28.073	1:32.555	55	36.239	1:33.967	55	38.940	1:31.199	55	17.248	1:35.984	5	19.825	1:29.973
5	28.152	1:33.013	11	39.620	1:39.870	5	43.892	1:32.502	5	17.969	1:31.753	55	20.402	1:31.271
59	29.841	1:30.900	5	39.888	1:40.059	74	1:19.727	2:04.315	74	58.103	1:36.052	74	1:01.994	1:32.008
55	30.595	1:31.440	74	43.910	1:46.868	57	1:20.700	2:04.410	57	59.897	1:36.873	57	1:05.393	1:33.613
57	37.156	1:33.163	57	44.788	1:35.955	7	1:20.752	2:04.390	7	1:00.743	1:37.667	7	1:09.586	1:36.960
7	37.794	1:33.590	7	44.860	1:35.389	17	1:21.193	2:04.383	17	1:00.744	1:37.227	11	1:12.193	1:33.170
17	40.957	1:33.733	17	45.308	1:32.674	11	1:23.434	2:12.312	11	1:07.140	1:41.382	17	1:15.740	1:43.113

Car 35 - please fit working transponder

Weather / Track : Cloudy / Dry

www.tsl-timing.com

Thruxton
Circuit Length = 2.3560 miles
Start: 08:57 End: 09:20

Texaco Havoline Ginetta G20 Championship

RACE 3 - LAP CHART

Lap 11			Lap 12			Lap 13			Lap 14		
No	Behind	Laptime	No	Behind	Laptime	No	Behind	Laptime	No	Behind	Laptime
52		1:27.839	28		1:27.581	28		1:28.516	28		1:28.248
28	0.429	1:27.413	52	0.424	1:28.434	52	0.561	1:28.653	52	0.416	1:28.103
3	1.581	1:27.564	3	0.961	1:27.390	3	1.067	1:28.622	3	0.887	1:28.068
46	2.442	1:27.912	46	2.570	1:28.138	46	2.316	1:28.262	46	2.698	1:28.630
51	4.002	1:28.057	51	5.023	1:29.031	51	4.833	1:28.326	51	5.690	1:29.105
99	7.597	1:29.635	99	9.338	1:29.751	99	11.194	1:30.372	7	1 LAP	1:41.757
21	7.616	1:28.463	21	9.813	1:30.207	21	11.741	1:30.444	99	12.957	1:30.011
9	7.964	1:29.548	9	10.291	1:30.337	9	11.823	1:30.048	21	13.527	1:30.034
20	10.601	1:29.914	20	12.275	1:29.684	20	14.135	1:30.376	9	13.852	1:30.277
88	11.797	1:28.904	88	12.778	1:28.991	88	14.307	1:30.045	20	17.162	1:31.275
19	12.224	1:28.706	16	13.275	1:28.345	35	14.579	1:29.135	35	17.332	1:31.001
6	12.573	1:29.419	19	13.709	1:29.495	19	15.004	1:29.811	6	18.204	1:31.170
16	12.940	1:29.410	35	13.960	1:29.009	6	15.282	1:29.653	88	19.271	1:33.212
35	12.961	1:28.698	6	14.145	1:29.582	27	26.292	1:32.343	27	29.812	1:31.768
27	18.649	1:31.523	27	22.465	1:31.826	59	26.807	1:30.323	59	30.222	1:31.663
59	21.558	1:32.219	59	25.000	1:31.452	5	30.169	1:31.134	5	34.322	1:32.401
55	23.671	1:31.108	5	27.551	1:31.475	55	31.056	1:31.611	55	35.204	1:32.396
5	24.086	1:32.100	55	27.961	1:32.300	42	31.548	1:31.018	42	35.533	1:32.233
42	24.474	1:35.202	42	29.046	1:32.582	38	36.029	1:30.647	38	38.488	1:30.707
38	29.646	1:40.709	38	33.898	1:32.262	74	1:11.250	1:31.536	19	39.061	1:52.305
74	1:05.376	1:31.221	74	1:08.230	1:30.864	57	1:26.023	1:36.075	74	1:15.002	1:32.000
57	1:11.695	1:34.141	57	1:18.464	1:34.779	11	1:28.114	1:31.334	11	1:31.721	1:31.855
7	1:18.038	1:36.291	11	1:25.296	1:32.272				57	1:33.398	1:35.623
11	1:21.034	1:36.680	7	1:27.097	1:37.069						

Car 35 - please fit working transponder

Weather / Track : Cloudy / Dry

www.tsl-timing.com

Page 3 of 3

Thruxton
Circuit Length = 2.3560 miles
Start: 08:57 End: 09:20

Printed - 09.24 Sunday, 29 June 2008

Texaco Havoline Ginetta G20 Championship

RACE 3 - SECTOR ANALYSIS

3	Julian BARRATT				Reflex Racing GB						
1 -		112.6	35.833	89.4	1:37.533	8 -	53.874	113.4	35.667	83.5	1:29.541
2 -	52.969	113.2	35.062	88.1	1:28.031	9 -	1:11.098	77.6	47.115	84.9	1:58.213
3 -	53.024	109.8	36.014	88.7	1:29.038	10 -	53.112	114.1	35.281	88.5	1:28.393
4 -	52.999	110.6	35.298	88.0	1:28.297	11 -	52.789	111.7	34.775	88.7	1:27.564
5 -	53.240	110.6	36.667	86.3	1:29.907	12 -	52.508	113.0	34.882	88.8	1:27.390
6 -	53.270	110.9	35.698	88.7	1:28.968	13 -	53.179	112.8	35.443	88.3	1:28.622
7 -	52.584	113.6	35.046	88.1	1:27.630	14 -	53.065	113.9	35.003	87.5	1:28.068
4	Paul MARSH				Tockwith Motorsport						
1 -		107.7	36.991	87.3	1:52.595	3 -	54.839	108.9	35.862	89.6	1:30.701
2 -	54.269	110.9	37.670	82.5	1:31.939	4 -	53.309	110.9	In		2:09.833P
5	Steve RIGBY				Reflex Racing						
1 -		105.8	39.369	81.7	1:45.222	8 -	56.038	108.2	36.464	87.7	1:32.502
2 -	56.831	108.8	37.398	88.2	1:34.229	9 -	55.447	110.2	36.306	88.8	1:31.753
3 -	54.945	107.5	36.476	87.3	1:31.421	10 -	53.775	110.6	36.198	88.3	1:29.973
4 -	54.991	107.7	37.459	87.0	1:32.450	11 -	56.213	109.1	35.887	88.7	1:32.100
5 -	54.784	109.7	38.114	85.2	1:32.898	12 -	54.708	110.9	36.767	86.7	1:31.475
6 -	55.769	111.7	37.244	87.0	1:33.013	13 -	54.643	108.4	36.491	87.0	1:31.134
7 -	1:02.571	110.0	37.488	86.7	1:40.059	14 -	55.257	103.1	37.144	87.2	1:32.401
6	Matthew FLOWERS				Optimum Motorsport						
1 -		110.2	36.895	89.5	1:41.311	8 -	55.201	106.5	37.024	88.5	1:32.225
2 -	54.633	113.2	35.936	88.8	1:30.569	9 -	1:03.151	102.5	44.847	87.4	1:47.998
3 -	53.854	111.1	36.120	88.1	1:29.974	10 -	54.122	112.2	35.853	87.8	1:29.975
4 -	53.995	109.1	36.207	88.4	1:30.202	11 -	53.445	112.4	35.974	88.4	1:29.419
5 -	54.190	109.3	36.653	87.3	1:30.843	12 -	54.221	112.0	35.361	90.3	1:29.582
6 -	54.961	108.6	36.652	86.1	1:31.613	13 -	53.658	112.4	35.995	88.3	1:29.653
7 -	53.930	109.5	36.048	89.5	1:29.978	14 -	54.565	111.8	36.605	87.3	1:31.170
7	Steve WILLIAMS				Optimum Motorsport						
1 -		111.3	38.168	88.7	1:48.443	8 -	1:16.133	76.6	48.257	82.8	2:04.390
2 -	57.018	111.8	39.214	82.8	1:36.232	9 -	59.047	99.0	38.620	82.8	1:37.667
3 -	58.040	107.4	37.089	87.5	1:35.129	10 -	58.413	104.0	38.547	84.6	1:36.960
4 -	55.883	110.7	37.165	86.3	1:33.048	11 -	57.638	108.8	38.653	79.4	1:36.291
5 -	55.502	111.5	36.931	88.0	1:32.433	12 -	58.580	100.6	38.489	79.9	1:37.069
6 -	56.273	110.2	37.317	86.8	1:33.590	13 -	1:01.881	107.2	39.876	70.8	1:41.757
7 -	56.507	102.5	38.882	85.9	1:35.389						
9	Gary SIMMS				Optimum Motorsport						
1 -		115.7	36.384	91.2	1:38.476	8 -	54.238	112.4	35.975	89.1	1:30.213
2 -	53.559	115.3	35.301	91.3	1:28.860	9 -	1:12.183	73.5	46.791	88.2	1:58.974
3 -	53.857	110.6	35.584	91.6	1:29.441	10 -	53.424	111.1	34.988	91.4	1:28.412
4 -	53.344	113.4	35.177	90.8	1:28.521	11 -	53.428	113.2	36.120	90.0	1:29.548
5 -	52.869	115.5	35.800	90.1	1:28.669	12 -	54.616	110.4	35.721	90.0	1:30.337
6 -	53.857	114.1	35.479	90.4	1:29.336	13 -	54.081	113.4	35.967	91.4	1:30.048
7 -	53.541	114.3	35.507	90.6	1:29.048	14 -	53.486	111.3	36.791	89.7	1:30.277
11	Michael RALPH				Envelope Printing Company						
1 -		110.6	38.896	78.3	1:44.964	8 -	1:29.255	98.5	43.057	81.8	2:12.312
2 -	57.375	110.4	38.037	85.9	1:35.412	9 -	1:02.094	98.8	39.288	84.5	1:41.382
3 -	55.457	109.3	36.387	83.7	1:31.844	10 -	56.342	109.1	36.828	85.7	1:33.170
4 -	55.593	107.2	36.778	84.5	1:32.371	11 -	1:00.265	110.9	36.415	86.1	1:36.680
5 -	54.629	109.8	37.379	77.9	1:32.008	12 -	55.288	108.1	36.984	86.6	1:32.272
6 -	55.620	112.6	36.935	83.5	1:32.555	13 -	54.977	110.2	36.357	86.0	1:31.334
7 -	1:01.013	95.2	38.857	81.0	1:39.870	14 -	54.779	109.7	37.076	86.0	1:31.855
15	Emily FLETCHER				Rob Austin Racing						
1 -		109.8	37.547	85.4	1:46.075	2 -	57.019	110.9	48.209	79.8	1:45.228
16	Ross EDWARDS				Speedworks Motorsport						
1 -		112.6	36.850	88.5	1:48.735	7 -	53.827	107.7	35.922	87.7	1:29.749

Car 35 - please fit working transponder

Weather / Track : Cloudy / Dry

Texaco Havoline Ginetta G20 Championship

RACE 3 - SECTOR ANALYSIS

2 -	54.979	112.2	38.808	83.7	1:33.787	8 -	53.576	109.5	35.986	86.8	1:29.562
3 -	54.160	112.8	35.961	87.4	1:30.121	9 -	57.639	103.6	44.847	87.2	1:42.486
4 -	55.504	111.8	35.311	88.5	1:30.815	10 -	53.069	110.2	35.533	85.6	1:28.602
5 -	54.768	111.3	36.564	84.5	1:31.332	11 -	53.619	114.9	35.791	88.1	1:29.410
6 -	54.088	108.8	35.787	87.4	1:29.875	12 -	53.572	111.8	34.773	88.5	1:28.345
17	Neil MERRY					Speedworks Motorsport					
1 -		113.2	36.726	88.5	1:40.369	6 -	55.628	107.5	38.105	85.6	1:33.733
2 -	54.253	109.7	35.397	88.5	1:29.650	7 -	55.492	108.4	37.182	87.2	1:32.674
3 -	1:08.300	109.8	36.471	85.3	1:44.771	8 -	1:16.213	69.5	48.170	83.8	2:04.383
4 -	53.677	112.0	47.245	83.1	1:40.922	9 -	58.400	98.7	38.827	85.8	1:37.227
5 -	55.727	108.4	36.866	81.1	1:32.593	10 -	58.677	89.0	In		1:43.113P
19	David JACKSON					Speedworks Motorsport					
1 -		111.1	37.015	88.0	1:42.321	8 -	54.164	108.1	36.787	88.7	1:30.951
2 -	54.397	111.8	36.044	88.3	1:30.441	9 -	1:04.112	107.4	44.440	86.8	1:48.552
3 -	54.056	110.2	35.713	89.4	1:29.769	10 -	53.700	110.9	35.698	89.2	1:29.398
4 -	54.471	109.8	36.012	88.1	1:30.483	11 -	53.430	112.0	35.276	88.5	1:28.706
5 -	54.181	105.8	37.093	89.1	1:31.274	12 -	53.839	111.8	35.656	88.4	1:29.495
6 -	54.988	111.5	36.232	88.9	1:31.220	13 -	53.639	109.5	36.172	87.6	1:29.811
7 -	53.829	111.3	36.814	89.0	1:30.643	14 -	1:14.300	94.3	38.005	77.0	1:52.305
20	Edd STRAW					Speedworks Motorsport					
1 -		112.8	36.492	86.8	1:41.045	8 -	54.616	109.7	36.074	76.7	1:30.690
2 -	54.406	110.6	35.992	87.2	1:30.398	9 -	1:01.825	76.3	46.168	87.8	1:47.993
3 -	53.662	111.3	36.225	86.6	1:29.887	10 -	54.026	109.7	35.264	87.6	1:29.290
4 -	54.256	111.1	35.847	85.3	1:30.103	11 -	54.014	109.1	35.900	86.4	1:29.914
5 -	54.459	107.5	37.710	86.9	1:32.169	12 -	53.996	109.3	35.688	86.4	1:29.684
6 -	54.459	111.7	36.305	84.9	1:30.764	13 -	53.892	108.9	36.484	84.4	1:30.376
7 -	53.896	108.8	35.986	87.0	1:29.882	14 -	54.848	108.6	36.427	86.6	1:31.275
21	Richard SYKES					Speedworks Motorsport					
1 -		112.8	36.629	89.6	1:41.604	8 -	54.393	110.9	35.913	87.4	1:30.306
2 -	54.871	113.4	35.591	88.1	1:30.462	9 -	1:01.780	67.9	46.724	88.8	1:48.504
3 -	54.538	110.7	35.364	89.8	1:29.902	10 -	53.606	111.5	34.932	89.7	1:28.538
4 -	54.690	112.8	35.569	89.5	1:30.259	11 -	53.117	113.2	35.346	84.5	1:28.463
5 -	54.817	110.4	35.259	87.4	1:30.076	12 -	55.130	111.8	35.077	88.8	1:30.207
6 -	54.826	109.5	35.723	88.2	1:30.549	13 -	54.456	110.9	35.988	88.0	1:30.444
7 -	54.216	109.7	36.271	86.0	1:30.487	14 -	54.436	110.7	35.598	86.7	1:30.034
27	Neil HOUSTON					Optimum Motorsport					
1 -		111.1	38.602	77.0	1:44.863	8 -	54.862	106.4	36.698	85.4	1:31.560
2 -	57.089	109.8	36.889	87.4	1:33.978	9 -	57.605	108.1	40.488	87.3	1:38.093
3 -	55.390	108.9	37.011	87.8	1:32.401	10 -	54.208	109.1	36.146	87.0	1:30.354
4 -	54.902	110.7	36.769	87.0	1:31.671	11 -	55.245	107.4	36.278	87.2	1:31.523
5 -	55.085	108.4	36.117	86.7	1:31.202	12 -	55.372	109.5	36.454	86.6	1:31.826
6 -	55.804	108.2	37.408	87.4	1:33.212	13 -	54.852	108.6	37.491	86.4	1:32.343
7 -	54.873	109.5	36.453	87.0	1:31.326	14 -	55.187	109.5	36.581	86.6	1:31.768
28	Kieran VERNON					TFC Smalley					
1 -		112.6	36.042	88.7	1:37.078	8 -	53.056	113.2	35.240	83.5	1:28.296
2 -	53.636	114.3	35.636	89.5	1:29.272	9 -	1:11.238	78.1	47.579	85.8	1:58.817
3 -	53.498	111.3	35.255	90.1	1:28.753	10 -	53.057	111.3	34.539	90.7	1:27.596
4 -	52.946	113.4	35.338	90.0	1:28.284	11 -	52.756	112.4	34.657	89.8	1:27.413
5 -	53.127	113.7	36.359	86.1	1:29.486	12 -	52.808	112.6	34.773	86.5	1:27.581
6 -	53.411	113.7	36.015	90.3	1:29.426	13 -	53.696	108.8	34.820	89.1	1:28.516
7 -	52.832	112.8	34.710	90.7	1:27.542	14 -	52.796	111.8	35.452	88.3	1:28.248
35	Tom JONES					Jones Motorhomes					
1 -					1:52.556	8 -					1:30.693
2 -					1:32.102	9 -					1:37.650
3 -					1:31.043	10 -					1:28.529
4 -					1:30.043	11 -					1:28.698
5 -					1:30.790	12 -					1:29.009

Car 35 - please fit working transponder

Weather / Track : Cloudy / Dry

Texaco Havoline Ginetta G20 Championship

RACE 3 - SECTOR ANALYSIS

6 -				1:31.352	13 -				1:29.135		
7 -				1:31.039	14 -				1:31.001		
38	Wayne AUSTIN				Tockwith Motorsport						
1 -		111.7	38.729	82.0	1:45.410	8 -	54.498	102.6	36.662	88.1	1:31.160
2 -	57.380	110.2	37.959	87.4	1:35.339	9 -	59.162	107.0	39.979	86.5	1:39.141
3 -	55.233	109.3	36.958	86.8	1:32.191	10 -	54.310	106.0	36.244	86.7	1:30.554
4 -	55.441	109.8	36.601	86.4	1:32.042	11 -	1:04.109	108.4	36.600	86.6	1:40.709
5 -	54.722	110.0	36.544	84.9	1:31.266	12 -	55.573	106.0	36.689	87.0	1:32.262
6 -	54.975	108.9	36.346	87.8	1:31.321	13 -	54.226	108.1	36.421	87.2	1:30.647
7 -	54.820	110.2	37.227	87.0	1:32.047	14 -	54.179	107.7	36.528	85.1	1:30.707
42	Alex DZIURZYNSKI				West End Precision Ltd						
1 -		111.3	39.259	81.1	1:44.724	8 -	55.012	108.8	37.330	87.0	1:32.342
2 -	57.065	107.2	37.978	88.5	1:35.043	9 -	58.579	107.5	39.721	89.0	1:38.300
3 -	54.996	110.2	36.709	88.8	1:31.705	10 -	55.269	105.8	36.751	88.3	1:32.020
4 -	54.943	113.0	36.232	86.4	1:31.175	11 -	57.646	110.2	37.556	88.0	1:35.202
5 -	55.005	107.2	37.141	84.8	1:32.146	12 -	54.551	109.3	38.031	86.7	1:32.582
6 -	55.207	109.1	36.905	88.3	1:32.112	13 -	54.162	108.9	36.856	87.6	1:31.018
7 -	54.635	107.9	36.604	87.4	1:31.239	14 -	54.170	108.6	38.063	86.9	1:32.233
46	Andrew SMITH				Driver						
1 -		112.2	35.856	90.3	1:38.897	8 -	53.585	107.4	35.080	80.2	1:28.665
2 -	53.329	113.4	35.373	90.9	1:28.702	9 -	1:10.772	75.2	46.356	89.7	1:57.128
3 -	53.552	111.1	35.411	90.2	1:28.963	10 -	53.729	112.2	34.748	90.7	1:28.477
4 -	53.196	113.0	35.165	90.1	1:28.361	11 -	53.270	113.0	34.642	90.3	1:27.912
5 -	53.095	112.2	35.215	88.8	1:28.310	12 -	53.140	111.8	34.998	89.4	1:28.138
6 -	54.192	111.7	35.282	90.2	1:29.474	13 -	53.312	111.8	34.950	89.5	1:28.262
7 -	53.377	110.6	35.710	88.3	1:29.087	14 -	52.885	113.4	35.745	88.1	1:28.630
51	Russel MCCARTHY				McCarthy Motorsport						
1 -		112.8	35.992	88.9	1:38.232	8 -	53.449	108.8	35.757	81.1	1:29.206
2 -	53.581	111.7	35.353	88.5	1:28.934	9 -	1:12.683	71.9	45.844	87.4	1:58.527
3 -	53.570	111.5	35.251	88.2	1:28.821	10 -	53.138	108.9	35.034	87.7	1:28.172
4 -	53.274	110.7	34.884	88.1	1:28.158	11 -	52.884	110.9	35.173	86.4	1:28.057
5 -	52.836	112.0	36.016	85.6	1:28.852	12 -	53.422	110.4	35.609	86.9	1:29.031
6 -	53.607	112.2	35.391	88.5	1:28.998	13 -	53.073	109.5	35.253	87.3	1:28.326
7 -	53.926	110.7	35.653	85.9	1:29.579	14 -	53.324	110.2	35.781	86.0	1:29.105
52	Spencer MCCARTHY				McCarthy Motorsport						
1 -		109.1	35.793	87.2	1:36.606	8 -	52.723	109.8	35.609	85.9	1:28.332
2 -	53.438	109.5	36.111	87.6	1:29.549	9 -	1:11.038	77.0	46.638	88.1	1:57.676
3 -	52.737	112.0	35.298	86.9	1:28.035	10 -	53.023	109.7	35.094	88.4	1:28.117
4 -	53.157	109.7	35.762	88.8	1:28.919	11 -	52.827	110.6	35.012	88.2	1:27.839
5 -	53.166	109.7	35.706	86.5	1:28.872	12 -	53.000	109.8	35.434	88.7	1:28.434
6 -	53.295	108.9	35.805	87.4	1:29.100	13 -	53.199	111.1	35.454	88.1	1:28.653
7 -	52.856	110.7	35.633	89.8	1:28.489	14 -	52.879	112.6	35.224	87.0	1:28.103
55	Duncan GASS				Rob Austin Racing						
1 -		111.3	38.697	82.1	1:46.036	8 -	54.411	109.1	36.788	88.0	1:31.199
2 -	57.344	112.4	40.314	82.2	1:37.658	9 -	57.970	105.4	38.014	86.9	1:35.984
3 -	55.248	109.8	37.172	88.4	1:32.420	10 -	54.451	109.1	36.820	88.3	1:31.271
4 -	54.750	109.5	37.411	86.9	1:32.161	11 -	54.473	112.6	36.635	86.9	1:31.108
5 -	55.386	108.4	36.575	83.6	1:31.961	12 -	55.026	108.6	37.274	87.8	1:32.300
6 -	54.846	108.2	36.594	88.0	1:31.440	13 -	55.071	109.1	36.540	85.7	1:31.611
7 -	57.573	107.5	36.394	88.1	1:33.967	14 -	54.576	108.4	37.820	82.2	1:32.396
57	Andrew LONG				Hepworth International						
1 -		108.6	37.368	86.0	1:46.456	8 -	1:15.425	81.2	48.985	82.2	2:04.410
2 -	57.809	110.9	40.281	82.2	1:38.090	9 -	58.432	99.3	38.441	86.7	1:36.873
3 -	58.005	107.4	36.950	86.0	1:34.955	10 -	56.217	108.8	37.396	85.6	1:33.613
4 -	55.852	107.7	36.753	86.1	1:32.605	11 -	56.318	108.1	37.823	85.3	1:34.141
5 -	55.983	107.9	36.985	85.4	1:32.968	12 -	56.897	106.9	37.882	86.1	1:34.779
6 -	56.074	108.1	37.089	85.9	1:33.163	13 -	56.791	107.7	39.284	84.7	1:36.075

Car 35 - please fit working transponder

Weather / Track : Cloudy / Dry

Texaco Havoline Ginetta G20 Championship

RACE 3 - SECTOR ANALYSIS

7 -	56.933	92.8	39.022	85.2	1:35.955	14 -	57.579	104.7	38.044	84.5	1:35.623
59	Charlie KEMP					Hepworth International					
1 -		110.2	37.347	87.0	1:47.918	8 -	54.409	108.2	36.889	86.9	1:31.298
2 -	55.626	113.6	40.808	81.3	1:36.434	9 -	54.814	109.8	39.470	88.5	1:34.284
3 -	54.884	112.0	35.754	89.5	1:30.638	10 -	54.287	103.2	36.504	89.6	1:30.791
4 -	54.194	112.8	38.665	86.4	1:32.859	11 -	55.826	108.9	36.393	87.5	1:32.219
5 -	55.615	110.0	36.558	88.1	1:32.173	12 -	54.775	106.5	36.677	87.3	1:31.452
6 -	54.295	109.7	36.605	88.7	1:30.900	13 -	54.439	108.2	35.884	88.0	1:30.323
7 -	56.688	108.9	36.890	87.8	1:33.578	14 -	54.858	112.4	36.805	88.7	1:31.663
74	Peter DIGNAN					Pistonheads					
1 -		113.2	36.506	89.8	1:39.932	8 -	1:14.559	79.8	49.756	80.1	2:04.315
2 -	53.808	111.8	35.558	88.0	1:29.366	9 -	58.202	105.2	37.850	88.0	1:36.052
3 -	53.266	112.6	35.102	89.4	1:28.368	10 -	55.144	110.2	36.864	87.8	1:32.008
4 -	1:10.107	109.3	35.959	88.8	1:46.066	11 -	54.626	111.1	36.595	87.5	1:31.221
5 -	54.494	110.0	37.149	87.0	1:31.643	12 -	54.486	109.3	36.378	87.7	1:30.864
6 -	54.616	108.4	36.455	87.6	1:31.071	13 -	54.498	110.7	37.038	87.4	1:31.536
7 -	1:09.740	106.9	37.128	86.3	1:46.868	14 -	55.035	109.7	36.965	86.8	1:32.000
88	Mark WANIA					Academy Motorsport					
1 -		112.2	36.845	89.1	1:39.732	8 -	54.099	108.9	36.963	73.7	1:31.062
2 -	54.746	110.6	36.104	88.7	1:30.850	9 -	1:01.779	90.9	45.798	85.8	1:47.577
3 -	53.749	111.1	36.675	87.3	1:30.424	10 -	53.953	110.6	35.969	88.2	1:29.922
4 -	53.995	109.8	36.746	87.4	1:30.741	11 -	53.443	111.7	35.461	88.4	1:28.904
5 -	54.276	110.7	38.034	87.5	1:32.310	12 -	53.754	112.0	35.237	88.2	1:28.991
6 -	54.635	111.5	36.436	88.2	1:31.071	13 -	53.383	111.8	36.662	86.1	1:30.045
7 -	54.120	109.7	36.618	88.0	1:30.738	14 -	55.065	108.2	38.147	80.9	1:33.212
99	Phil SYKES					Speedworks					
1 -		111.5	36.083	89.6	1:37.720	8 -	54.048	111.5	35.276	88.1	1:29.324
2 -	53.734	112.0	35.301	88.9	1:29.035	9 -	1:12.858	74.6	46.199	84.2	1:59.057
3 -	53.606	112.6	35.117	89.6	1:28.723	10 -	53.926	108.6	35.242	88.7	1:29.168
4 -	53.469	111.7	35.571	88.5	1:29.040	11 -	53.815	108.2	35.820	89.1	1:29.635
5 -	53.351	111.8	35.773	88.3	1:29.124	12 -	53.848	110.2	35.903	88.1	1:29.751
6 -	53.580	112.8	35.656	90.3	1:29.236	13 -	54.501	108.9	35.871	87.8	1:30.372
7 -	53.652	113.0	35.417	88.2	1:29.069	14 -	53.908	109.3	36.103	87.7	1:30.011

Car 35 - please fit working transponder

Weather / Track : Cloudy / Dry

www.tsl-timing.com

Thruxton
Circuit Length = 2.3560 miles
Start: 08:57 End: 09:20

Texaco Havoline Ginetta G20 Championship

RACE 3 - BEST SECTORS

SECTOR 1			SECTOR 2			IDEAL / BEST COMPARISON						
POS	NO	NAME	TIME	NO	NAME	TIME	POS	NO	NAME	IDEAL	BEST	DIFF
1	3	BARRATT	52.508	28	VERNON	34.539	1	3	BARRATT	1:27.283	1:27.390	0.107
2	52	MCCARTHY	52.723	46	SMITH	34.642	2	28	VERNON	1:27.295	1:27.413	0.118
3	28	VERNON	52.756	16	EDWARDS	34.773	3	46	SMITH	1:27.527	1:27.912	0.385
4	51	MCCARTHY	52.836	3	BARRATT	34.775	4	51	MCCARTHY	1:27.720	1:28.057	0.337
5	9	SIMMS	52.869	51	MCCARTHY	34.884	5	52	MCCARTHY	1:27.735	1:27.839	0.104
6	46	SMITH	52.885	21	SYKES	34.932	6	16	EDWARDS	1:27.842	1:28.345	0.503
7	16	EDWARDS	53.069	9	SIMMS	34.988	7	9	SIMMS	1:27.857	1:28.412	0.555
8	21	SYKES	53.117	52	MCCARTHY	35.012	8	21	SYKES	1:28.049	1:28.463	0.414
9	74	DIGNAN	53.266	74	DIGNAN	35.102	9	74	DIGNAN	1:28.368	1:28.368	0.000
10	4	MARSH	53.309	99	SYKES	35.117	10	99	SYKES	1:28.468	1:28.723	0.255
11	99	SYKES	53.351	88	WANIA	35.237	11	88	WANIA	1:28.620	1:28.904	0.284
12	88	WANIA	53.383	20	STRAW	35.264	12	19	JACKSON	1:28.706	1:28.706	0.000
13	19	JACKSON	53.430	19	JACKSON	35.276	13	6	FLOWERS	1:28.806	1:29.419	0.613
14	6	FLOWERS	53.445	6	FLOWERS	35.361	14	20	STRAW	1:28.926	1:29.290	0.364
15	20	STRAW	53.662	17	MERRY	35.397	15	17	MERRY	1:29.074	1:29.650	0.576
16	17	MERRY	53.677	59	KEMP	35.754	16	4	MARSH	1:29.171	1:30.701	1.530
17	5	RIGBY	53.775	4	MARSH	35.862	17	5	RIGBY	1:29.662	1:29.973	0.311
18	42	DZIURZYNSKI	54.162	5	RIGBY	35.887	18	59	KEMP	1:29.948	1:30.323	0.375
19	38	AUSTIN	54.179	27	HOUSTON	36.117	19	27	HOUSTON	1:30.325	1:30.354	0.029
20	59	KEMP	54.194	42	DZIURZYNSKI	36.232	20	42	DZIURZYNSKI	1:30.394	1:31.018	0.624
21	27	HOUSTON	54.208	38	AUSTIN	36.244	21	38	AUSTIN	1:30.423	1:30.554	0.131
22	55	GASS	54.411	11	RALPH	36.357	22	55	GASS	1:30.805	1:31.108	0.303
23	11	RALPH	54.629	55	GASS	36.394	23	11	RALPH	1:30.986	1:31.334	0.348
24	7	WILLIAMS	55.502	57	LONG	36.753	24	7	WILLIAMS	1:32.433	1:32.433	0.000
25	57	LONG	55.852	7	WILLIAMS	36.931	25	57	LONG	1:32.605	1:32.605	0.000
26	15	FLETCHER	57.019	15	FLETCHER	37.547	26	15	FLETCHER	1:34.566	1:45.228	10.662
27	35	JONES		35	JONES		27	35	JONES		1:28.529	0.000
									Perfect lap	1:27.047		

Weather / Track : Cloudy / Dry

www.tsl-timing.com

Thruxton
Circuit Length = 2.3560 miles
Start: 08:57 End: 09:20

Printed - 09.21 Sunday, 29 June 2008

**Texaco Havoline Ginetta G20 Championship
RACE 3 - SPEED TRAPS**

SECTOR 1				SECTOR 2			FINISH LINE			
POS	NO	NAME	MPH	NO	NAME	MPH	NO	NAME	MPH	
1	9	Gary SIMMS	115.7				9	Gary SIMMS	91.6	
2	16	Ross EDWARDS	114.9				46	Andrew SMITH	90.9	
3	28	Kieran VERNON	114.3				28	Kieran VERNON	90.7	
4	3	Julian BARRATT	114.1				6	Matthew FLOWERS	90.3	
5	59	Charlie KEMP	113.6				99	Phil SYKES	90.3	
6	21	Richard SYKES	113.4				21	Richard SYKES	89.8	
7	46	Andrew SMITH	113.4				52	Spencer MCCARTHY	89.8	
8	6	Matthew FLOWERS	113.2				74	Peter DIGNAN	89.8	
9	17	Neil MERRY	113.2				4	Paul MARSH	89.6	
10	74	Peter DIGNAN	113.2				59	Charlie KEMP	89.6	
11	42	Alex DZIURZYNSKI	113.0				3	Julian BARRATT	89.4	
12	99	Phil SYKES	113.0				19	David JACKSON	89.4	
13	20	Edd STRAW	112.8				88	Mark WANIA	89.1	
14	51	Russel MCCARTHY	112.8				42	Alex DZIURZYNSKI	89.0	
15	11	Michael RALPH	112.6				51	Russel MCCARTHY	88.9	
16	52	Spencer MCCARTHY	112.6				5	Steve RIGBY	88.8	
17	55	Duncan GASS	112.6				7	Steve WILLIAMS	88.7	
18	88	Mark WANIA	112.2				16	Ross EDWARDS	88.5	
19	19	David JACKSON	112.0				17	Neil MERRY	88.5	
20	7	Steve WILLIAMS	111.8				55	Duncan GASS	88.4	
21	5	Steve RIGBY	111.7				38	Wayne AUSTIN	88.1	
22	38	Wayne AUSTIN	111.7				20	Edd STRAW	87.8	
23	27	Neil HOUSTON	111.1				27	Neil HOUSTON	87.8	
24	4	Paul MARSH	110.9				57	Andrew LONG	86.7	
25	15	Emily FLETCHER	110.9				11	Michael RALPH	86.6	
26	57	Andrew LONG	110.9				15	Emily FLETCHER	85.4	
27										

Car 35 - please fit working transponder

Weather / Track : Cloudy / Dry

www.tsl-timing.com

Thruxton
Circuit Length = 2.3560 miles
Start: 08:57 End: 09:20

Printed - 09.22 Sunday, 29 June 2008

Texaco Havoline Ginetta G20 Championship

RACE 3 - POSITION CHART

No	Name	Laps Pos														
			1	2	3	4	5	6	7	8	9	10	11	12	13	14
52	MCCARTHY	1	52	3	52	3	52	52	3	52	52	52	52	28	28	28
28	VERNON	2	28	52	3	52	3	3	52	28	28	28	28	52	52	52
3	BARRATT	3	3	28	28	28	28	51	28	3	3	3	3	3	3	3
99	SYKES	4	99	99	99	51	51	28	51	46	46	46	46	46	46	46
51	MCCARTHY	5	51	51	51	99	46	46	46	51	51	51	51	51	51	51
9	SIMMS	6	9	9	46	46	99	99	99	99	99	99	99	99	99	99
46	SMITH	7	46	46	9	9	9	9	9	9	9	9	21	21	21	21
88	WANIA	8	88	74	74	20	21	21	21	21	21	21	9	9	9	9
74	DIGNAN	9	74	17	88	88	6	20	20	20	20	20	20	20	20	20
17	MERRY	10	17	88	20	6	20	6	6	6	88	88	88	88	88	35
20	STRAW	11	20	20	6	21	88	88	88	88	6	6	19	16	35	6
6	FLOWERS	12	6	6	21	19	19	19	19	19	19	19	6	19	19	88
21	SYKES	13	21	21	19	42	27	16	16	16	16	16	16	35	6	27
19	JACKSON	14	19	19	5	27	16	74	42	35	35	35	35	6	27	59
42	DZIURZYNSKI	15	42	27	27	5	42	42	27	27	27	27	27	27	59	5
27	HOUSTON	16	27	5	42	16	74	27	35	42	42	38	59	59	5	55
11	RALPH	17	11	42	11	74	5	38	38	38	38	42	55	5	55	42
5	RIGBY	18	5	11	16	11	38	35	59	59	59	59	5	55	42	38
38	AUSTIN	19	38	38	38	38	35	11	55	55	55	5	42	42	38	19
55	GASS	20	55	16	17	35	11	5	11	5	5	55	38	38	74	74
15	FLETCHER	21	15	55	59	59	59	59	5	74	74	74	74	74	57	11
57	LONG	22	57	59	4	55	55	55	74	57	57	57	57	57	11	57
59	KEMP	23	59	4	35	57	57	57	57	7	7	7	7	11	7	
7	WILLIAMS	24	7	57	55	7	7	7	7	17	17	11	11	7		
16	EDWARDS	25	16	35	57	17	17	17	17	11	11	17				
35	JONES	26	35	7	7	4										
4	MARSH	27	4	15												

Car 35 - please fit working transponder

Weather / Track : Cloudy / Dry

www.tsl-timing.com

Page 1 of 1

Thruxton
Circuit Length = 2.3560 miles
Start: 08:57 End: 09:20

Printed - 09.24 Sunday, 29 June 2008

Texaco Havoline Ginetta G20 Championship

RACE 8 - CLASSIFICATION

POS	NO	CL	DRIVER / TEAM	CAR	LAPS	TIME	GAP	DIFF	MPH	BEST	ON
1	88		Mark WANIA Academy Motorsport	Ginetta G20	12	17:54.504			94.72	1:27.784	12
2	28		Kieran VERNON TFC Smalley	Ginetta G20	12	17:54.887	0.383	0.383	94.68	1:27.969	12
3	52		Spencer MCCARTHY McCarthy Motorsport	Ginetta G20	12	17:54.980	0.476	0.093	94.67	1:27.850	11
4	51		Russel MCCARTHY McCarthy Motorsport	Ginetta G20	12	17:57.062	2.558	2.082	94.49	1:27.633	12
5	46		Andrew SMITH Driver	Ginetta G20	12	17:58.653	4.149	1.591	94.35	1:28.109	8
6	99		Phil SYKES Speedworks	Ginetta G20	12	17:58.899	4.395	0.246	94.33	1:28.020	8
7	21		Richard SYKES Speedworks Motorsport	Ginetta G20	12	17:59.495	4.991	0.596	94.28	1:27.870	9
8	9		Gary SIMMS Optimum Motorsport	Ginetta G20	12	18:00.686	6.182	1.191	94.17	1:28.033	8
9	3		Julian BARRATT Reflex Racing GB	Ginetta G20	12	18:05.309	10.805	4.623	93.77	1:27.773	11
10	4		Paul MARSH Tockwith Motorsport	Ginetta G20	12	18:06.147	11.643	0.838	93.70	1:28.228	4
11	35		Tom JONES Jones Motorhomes	Ginetta G20	12	18:06.544	12.040	0.397	93.67	1:28.758	2
12	6		Matthew FLOWERS Optimum Motorsport	Ginetta G20	12	18:12.309	17.805	5.765	93.17	1:29.643	5
13	19		David JACKSON Speedworks Motorsport	Ginetta G20	12	18:24.123	29.619	11.814	92.18	1:29.775	2
14	17		Neil MERRY Speedworks Motorsport	Ginetta G20	12	18:24.505	30.001	0.382	92.14	1:30.093	3
15	5		Steve RIGBY Reflex Racing	Ginetta G20	12	18:27.671	33.167	3.166	91.88	1:30.405	6
16	74		Peter DIGNAN Pistonheads	Ginetta G20	12	18:27.780	33.276	0.109	91.87	1:28.583	11
17	20		Edd STRAW Speedworks Motorsport	Ginetta G20	12	18:27.932	33.428	0.152	91.86	1:30.099	9
18	27		Neil HOUSTON Optimum Motorsport	Ginetta G20	12	18:31.231	36.727	3.299	91.59	1:30.398	10
19	59		Charlie KEMP Hepworth International	Ginetta G20	12	18:40.734	46.230	9.503	90.81	1:29.312	11
20	15		Emily FLETCHER Rob Austin Racing	Ginetta G20	12	18:42.698	48.194	1.964	90.65	1:30.511	9
21	7		Steve WILLIAMS Optimum Motorsport	Ginetta G20	12	18:43.342	48.838	0.644	90.60	1:31.045	9
22	38		Wayne AUSTIN Tockwith Motorsport	Ginetta G20	12	18:52.342	57.838	9.000	89.88	1:30.037	10
23	55		Duncan GASS Rob Austin Racing	Ginetta G20	12	18:52.762	58.258	0.420	89.85	1:31.431	6
24	11		Michael RALPH Envelope Printing Company	Ginetta G20	12	19:02.153	1:07.649	9.391	89.11	1:31.236	6
25	42		Alex DZIURZYNSKI West End Precision Ltd	Ginetta G20	12	19:02.770	1:08.266	0.617	89.06	1:30.938	6

NOT CLASSIFIED

DNF	16		Ross EDWARDS Speedworks Motorsport	Ginetta G20	7	11:55.445	5 laps	5 laps	82.98	1:29.844	2
-----	----	--	--	-------------	---	-----------	---------------	--------	-------	----------	---

FASTEST LAP

51			Russel MCCARTHY McCarthy Motorsport	Ginetta G20	12	1:27.633			96.78 mph	155.76 kph	
----	--	--	---	-------------	----	----------	--	--	-----------	------------	--

Weather / Track : Bright / Dry

These results are provisional until the conclusion of any judicial and technical matters.

Thruxton
Circuit Length = 2.3560 miles
Start: 15:25 End: 15:45

Clerk of Course :		Timekeeper :
-------------------	--	--------------

Texaco Havoline Ginetta G20 Championship

RACE 8 - LAP CHART

Lap 1			Lap 2			Lap 3			Lap 4			Lap 5		
No	Behind	Laptime	No	Behind	Laptime	No	Behind	Laptime	No	Behind	Laptime	No	Behind	Laptime
52		1:35.595	52		1:29.557	88		1:28.788	52		1:28.454	88		1:28.400
28	0.041	1:35.636	88	0.286	1:29.441	52	0.198	1:29.272	88	0.672	1:29.324	52	0.121	1:29.193
88	0.402	1:35.997	28	0.439	1:29.955	28	0.914	1:29.549	28	0.817	1:28.555	28	0.525	1:28.780
46	1.081	1:36.676	9	1.206	1:29.123	46	1.329	1:28.972	51	1.801	1:27.999	51	2.693	1:29.964
3	1.501	1:37.096	46	1.431	1:29.907	9	1.493	1:29.361	9	1.888	1:29.047	3	3.135	1:29.192
9	1.640	1:37.235	99	1.870	1:29.551	51	2.454	1:29.407	46	2.214	1:29.537	46	3.687	1:30.545
99	1.876	1:37.471	3	1.921	1:29.977	99	2.995	1:30.199	3	3.015	1:28.327	99	3.915	1:29.182
16	2.253	1:37.848	51	2.121	1:28.708	3	3.340	1:30.493	99	3.805	1:29.462	21	5.255	1:30.279
51	2.970	1:38.565	16	2.540	1:29.844	21	3.786	1:30.036	21	4.048	1:28.914	9	5.647	1:32.831
21	3.365	1:38.960	21	2.824	1:29.016	16	4.093	1:30.627	35	5.583	1:29.980	35	6.012	1:29.501
19	4.033	1:39.628	35	3.975	1:28.758	35	4.255	1:29.354	6	7.853	1:30.171	6	8.424	1:29.643
35	4.774	1:40.369	19	4.251	1:29.775	19	5.334	1:30.157	19	8.606	1:31.924	4	10.167	1:29.581
6	5.102	1:40.697	6	5.719	1:30.174	6	6.334	1:29.689	17	9.337	1:30.212	19	10.688	1:31.154
17	5.871	1:41.466	17	6.758	1:30.444	17	7.777	1:30.093	4	9.658	1:28.228	17	11.288	1:31.023
42	7.229	1:42.824	20	8.962	1:30.850	4	10.082	1:29.655	20	13.686	1:31.379	20	15.931	1:31.317
20	7.669	1:43.264	4	9.501	1:30.928	20	10.959	1:31.071	5	15.204	1:30.733	5	17.032	1:30.900
38	7.871	1:43.466	5	10.563	1:32.143	5	13.123	1:31.634	27	17.267	1:30.949	27	19.626	1:31.431
5	7.977	1:43.572	42	10.604	1:32.932	27	14.970	1:32.429	7	21.133	1:32.284	7	24.603	1:32.542
4	8.130	1:43.725	38	11.030	1:32.716	7	17.501	1:34.122	15	22.482	1:33.035	59	24.682	1:30.905
27	8.526	1:44.121	27	11.615	1:32.646	15	18.099	1:34.025	59	22.849	1:32.911	15	25.620	1:32.210
7	8.704	1:44.299	59	11.774	1:32.215	59	18.590	1:35.890	74	26.094	1:32.430	74	28.064	1:31.042
59	9.116	1:44.711	7	12.453	1:33.306	55	21.296	1:34.181	55	28.883	1:36.239	38	33.138	1:32.680
15	10.036	1:45.631	15	13.148	1:32.669	74	22.316	1:32.908	42	29.269	1:33.669	42	33.656	1:33.459
55	11.162	1:46.757	55	16.189	1:34.584	38	24.160	1:42.204	38	29.530	1:34.022	55	34.194	1:34.383
74	12.074	1:47.669	74	18.482	1:35.965	42	24.252	1:42.722	16	29.987	1:54.546	16	34.381	1:33.466
11	12.147	1:47.742	11	23.408	1:40.818	11	27.359	1:33.025	11	31.420	1:32.713	11	35.065	1:32.717

Texaco Havoline Ginetta G20 Championship

RACE 8 - LAP CHART

Lap 6			Lap 7			Lap 8			Lap 9			Lap 10		
No	Behind	Laptime	No	Behind	Laptime	No	Behind	Laptime	No	Behind	Laptime	No	Behind	Laptime
52		1:28.763	52		1:28.949	88		1:28.535	28		1:28.310	88		1:28.130
88	0.527	1:29.411	28	0.890	1:29.220	28	0.697	1:29.813	88	0.540	1:29.547	52	0.670	1:28.570
28	0.619	1:28.978	88	1.471	1:29.893	52	1.151	1:31.157	52	0.770	1:28.626	3	1.163	1:29.012
3	3.539	1:29.288	3	3.029	1:28.439	3	1.528	1:28.505	3	0.821	1:28.300	28	1.218	1:29.888
46	3.972	1:29.169	46	3.498	1:28.475	46	1.601	1:28.109	99	1.610	1:28.399	46	1.868	1:28.764
51	4.511	1:30.702	51	3.942	1:28.380	99	2.218	1:28.020	46	1.774	1:29.180	99	2.094	1:29.154
99	4.699	1:29.668	99	4.204	1:28.454	51	2.436	1:28.500	51	2.122	1:28.693	9	2.327	1:28.623
9	5.980	1:29.217	9	5.229	1:28.198	9	3.256	1:28.033	9	2.374	1:28.125	51	2.863	1:29.411
21	5.983	1:29.612	21	5.757	1:28.723	21	3.861	1:28.110	21	2.724	1:27.870	21	3.079	1:29.025
35	6.227	1:29.099	35	6.744	1:29.466	35	6.457	1:29.719	35	7.270	1:29.820	35	8.252	1:29.652
4	10.098	1:28.815	4	11.232	1:30.083	4	10.051	1:28.825	4	9.355	1:28.311	4	9.220	1:28.535
6	10.107	1:30.567	6	11.836	1:30.678	6	11.918	1:30.088	6	13.004	1:30.093	6	14.452	1:30.118
19	12.706	1:30.902	19	14.543	1:30.786	19	15.380	1:30.843	19	17.657	1:31.284	19	20.203	1:31.216
17	13.215	1:30.811	17	15.112	1:30.846	17	16.236	1:31.130	17	18.415	1:31.186	17	20.954	1:31.209
20	17.883	1:30.836	5	20.522	1:30.918	5	21.102	1:30.586	5	22.752	1:30.657	20	25.613	1:30.848
5	18.553	1:30.405	20	21.583	1:32.649	20	22.343	1:30.766	20	23.435	1:30.099	5	25.913	1:31.831
27	22.239	1:31.497	27	24.462	1:31.172	27	26.125	1:31.669	59	28.564	1:29.584	59	29.809	1:29.915
59	26.539	1:30.741	59	28.055	1:30.465	59	27.987	1:29.938	27	29.177	1:32.059	27	30.905	1:30.398
7	28.873	1:33.154	15	31.755	1:31.146	74	32.251	1:30.300	74	32.513	1:29.269	74	32.738	1:28.895
15	29.558	1:32.822	74	31.957	1:30.563	15	33.542	1:31.793	15	35.046	1:30.511	15	37.719	1:31.343
74	30.343	1:31.163	7	32.533	1:32.609	7	34.011	1:31.484	7	36.049	1:31.045	7	38.611	1:31.232
42	35.710	1:30.938	42	39.017	1:32.256	55	42.417	1:32.810	55	46.298	1:32.888	42	50.625	1:32.671
38	36.082	1:31.828	55	39.613	1:31.821	42	42.934	1:33.923	42	46.624	1:32.697	55	50.851	1:33.223
55	36.741	1:31.431	11	42.707	1:34.239	38	48.075	1:31.534	38	50.009	1:30.941	38	51.376	1:30.037
11	37.417	1:31.236	38	46.547	1:39.414	11	53.035	1:40.334	11	56.509	1:32.481	11	59.734	1:31.895
16	38.441	1:32.944	16	1:25.662	2:16.170 P									

Texaco Havoline Ginetta G20 Championship
RACE 8 - LAP CHART

Lap 11			Lap 12		
No	Behind	Laptime	No	Behind	Laptime
52		1:27.850	88		1:27.784
3	0.416	1:27.773	28	0.383	1:27.969
88	0.734	1:29.254	52	0.476	1:28.994
28	0.932	1:28.234	51	2.558	1:27.633
46	2.738	1:29.390	46	4.149	1:29.929
51	3.443	1:29.100	99	4.395	1:29.390
99	3.523	1:29.949	21	4.991	1:29.462
9	3.907	1:30.100	9	6.182	1:30.793
21	4.047	1:29.488	3	10.805	1:38.907
35	9.845	1:30.113	4	11.643	1:30.020
4	10.141	1:29.441	35	12.040	1:30.713
6	16.301	1:30.369	6	17.805	1:30.022
17	24.829	1:32.395	19	29.619	1:32.999
19	25.138	1:33.455	17	30.001	1:33.690
20	28.213	1:31.120	5	33.167	1:32.183
5	29.502	1:32.109	74	33.276	1:28.993
59	30.601	1:29.312	20	33.428	1:33.733
74	32.801	1:28.583	27	36.727	1:31.791
27	33.454	1:31.069	59	46.230	1:44.147
7	42.941	1:32.850	15	48.194	1:33.139
15	43.573	1:34.374	7	48.838	1:34.415
55	54.197	1:31.866	38	57.838	1:31.177
38	55.179	1:32.323	55	58.258	1:32.579
42	1:03.135	1:41.030	11	1:07.649	1:32.790
11	1:03.377	1:32.163	42	1:08.266	1:33.649

Texaco Havoline Ginetta G20 Championship

RACE 8 - SECTOR ANALYSIS

3	Julian BARRATT				Reflex Racing GB						
1 -		113.4	35.438	87.2	1:37.096	7 -	53.110	108.8	35.329	87.6	1:28.439
2 -	53.552	114.7	36.425	86.5	1:29.977	8 -	52.809	110.6	35.696	86.0	1:28.505
3 -	54.026	113.0	36.467	87.4	1:30.493	9 -	53.242	111.7	35.058	86.6	1:28.300
4 -	53.304	111.1	35.023	88.0	1:28.327	10 -	53.208	114.1	35.804	86.1	1:29.012
5 -	53.360	114.5	35.832	87.7	1:29.192	11 -	53.191	113.7	34.582	88.4	1:27.773
6 -	53.663	109.3	35.625	86.6	1:29.288	12 -	52.971	111.3	45.936	69.5	1:38.907
4	Paul MARSH				Tockwith Motorsport						
1 -		113.4	37.476	83.9	1:43.725	7 -	54.367	107.7	35.716	87.5	1:30.083
2 -	55.094	109.5	35.834	88.5	1:30.928	8 -	53.270	108.2	35.555	88.1	1:28.825
3 -	53.750	108.9	35.905	87.4	1:29.655	9 -	52.911	108.4	35.400	88.1	1:28.311
4 -	53.104	110.7	35.124	88.5	1:28.228	10 -	52.883	109.8	35.652	85.9	1:28.535
5 -	53.713	111.3	35.868	87.2	1:29.581	11 -	52.957	110.4	36.484	87.2	1:29.441
6 -	53.068	111.3	35.747	85.3	1:28.815	12 -	54.231	108.2	35.789	87.0	1:30.020
5	Steve RIGBY				Reflex Racing						
1 -		112.8	37.557	84.9	1:43.572	7 -	54.484	108.6	36.434	86.3	1:30.918
2 -	55.787	112.4	36.356	86.8	1:32.143	8 -	54.413	109.7	36.173	86.9	1:30.586
3 -	54.943	109.3	36.691	84.3	1:31.634	9 -	54.584	109.7	36.073	87.2	1:30.657
4 -	54.541	110.0	36.192	86.4	1:30.733	10 -	54.605	108.9	37.226	84.1	1:31.831
5 -	54.799	105.7	36.101	87.5	1:30.900	11 -	55.646	107.2	36.463	86.3	1:32.109
6 -	54.346	109.1	36.059	87.0	1:30.405	12 -	54.760	108.6	37.423	83.9	1:32.183
6	Matthew FLOWERS				Optimum Motorsport						
1 -		108.6	36.095	88.5	1:40.697	7 -	54.631	111.1	36.047	88.7	1:30.678
2 -	54.504	110.4	35.670	87.0	1:30.174	8 -	54.169	108.9	35.919	88.1	1:30.088
3 -	54.069	110.9	35.620	88.2	1:29.689	9 -	54.073	109.8	36.020	87.4	1:30.093
4 -	54.414	112.6	35.757	87.4	1:30.171	10 -	54.272	109.5	35.846	88.2	1:30.118
5 -	53.884	110.0	35.759	87.6	1:29.643	11 -	54.074	109.7	36.295	88.1	1:30.369
6 -	54.209	109.7	36.358	87.2	1:30.567	12 -	54.070	109.5	35.952	87.0	1:30.022
7	Steve WILLIAMS				Optimum Motorsport						
1 -		112.6	37.353	86.9	1:44.299	7 -	54.945	111.1	37.664	87.3	1:32.609
2 -	56.584	108.1	36.722	87.7	1:33.306	8 -	55.267	110.6	36.217	87.3	1:31.484
3 -	56.850	108.8	37.272	84.3	1:34.122	9 -	54.699	111.7	36.346	85.8	1:31.045
4 -	55.190	109.1	37.094	86.7	1:32.284	10 -	54.940	110.0	36.292	87.4	1:31.232
5 -	55.129	108.6	37.413	85.1	1:32.542	11 -	55.226	109.7	37.624	84.1	1:32.850
6 -	55.921	110.6	37.233	86.0	1:33.154	12 -	55.818	110.4	38.597	80.7	1:34.415
9	Gary SIMMS				Optimum Motorsport						
1 -		114.7	35.869	90.1	1:37.235	7 -	53.155	110.2	35.043	89.7	1:28.198
2 -	52.996	115.7	36.127	88.3	1:29.123	8 -	52.958	112.8	35.075	85.8	1:28.033
3 -	52.908	114.9	36.453	85.9	1:29.361	9 -	53.344	112.8	34.781	90.2	1:28.125
4 -	53.987	113.4	35.060	90.4	1:29.047	10 -	53.961	113.9	34.662	90.9	1:28.623
5 -	56.427	110.0	36.404	89.4	1:32.831	11 -	54.515	113.7	35.585	88.5	1:30.100
6 -	53.414	114.1	35.803	86.1	1:29.217	12 -	53.685	113.7	37.108	85.3	1:30.793
11	Michael RALPH				Envelope Printing Company						
1 -		105.7	38.737	81.0	1:47.742	7 -	54.397	111.3	39.842	83.5	1:34.239
2 -	55.887	109.5	44.931	75.6	1:40.818	8 -	54.812	107.5	45.522	74.6	1:40.334
3 -	55.878	108.2	37.147	83.9	1:33.025	9 -	55.022	108.6	37.459	84.5	1:32.481
4 -	55.695	109.5	37.018	84.0	1:32.713	10 -	54.512	108.2	37.383	84.6	1:31.895
5 -	54.930	109.1	37.787	84.8	1:32.717	11 -	55.011	106.5	37.152	84.8	1:32.163
6 -	55.017	109.7	36.219	83.7	1:31.236	12 -	55.159	108.1	37.631	82.6	1:32.790
15	Emily FLETCHER				Rob Austin Racing						
1 -		110.2	38.151	84.2	1:45.631	7 -	54.452	114.5	36.694	84.5	1:31.146
2 -	56.069	110.9	36.600	85.8	1:32.669	8 -	55.440	112.2	36.353	86.0	1:31.793
3 -	56.795	111.7	37.230	83.5	1:34.025	9 -	54.736	110.2	35.775	86.4	1:30.511
4 -	55.970	111.5	37.065	85.3	1:33.035	10 -	55.035	109.8	36.308	86.5	1:31.343
5 -	55.529	112.0	36.681	84.3	1:32.210	11 -	55.689	102.1	38.685	83.4	1:34.374
6 -	55.386	113.4	37.436	85.6	1:32.822	12 -	55.497	110.9	37.642	82.0	1:33.139

Thruxton
Circuit Length = 2.3560 miles
Start: 15:25 End: 15:45

Weather / Track : Bright / Dry

Texaco Havoline Ginetta G20 Championship

RACE 8 - SECTOR ANALYSIS

16	Ross EDWARDS				Speedworks Motorsport						
1 -		112.6	35.438	87.0	1:37.848	5 -	55.928	107.7	37.538	87.7	1:33.466
2 -	53.956	111.8	35.888	88.0	1:29.844	6 -	54.955	110.9	In		1:32.944P
3 -	54.709	110.9	35.918	87.6	1:30.627	7 -	Out	106.7	In		2:16.170P
4 -	1:17.500	89.2	37.046	87.0	1:54.546						
17	Neil MERRY				Speedworks Motorsport						
1 -		110.0	36.674	86.7	1:41.466	7 -	54.184	111.1	36.662	86.5	1:30.846
2 -	54.262	111.5	36.182	86.7	1:30.444	8 -	54.356	109.7	36.774	85.7	1:31.130
3 -	53.959	109.8	36.134	85.6	1:30.093	9 -	54.563	109.3	36.623	86.0	1:31.186
4 -	54.068	110.4	36.144	86.3	1:30.212	10 -	54.798	109.3	36.411	85.9	1:31.209
5 -	53.968	111.7	37.055	86.5	1:31.023	11 -	55.186	108.2	37.209	84.9	1:32.395
6 -	54.001	111.8	36.810	86.4	1:30.811	12 -	55.155	108.1	38.535	82.7	1:33.690
19	David JACKSON				Speedworks Motorsport						
1 -		113.2	35.922	87.8	1:39.628	7 -	54.455	109.5	36.331	87.4	1:30.786
2 -	53.778	112.0	35.997	88.5	1:29.775	8 -	54.539	108.9	36.304	87.2	1:30.843
3 -	54.136	112.4	36.021	86.9	1:30.157	9 -	54.818	109.1	36.466	86.7	1:31.284
4 -	55.142	108.8	36.782	87.8	1:31.924	10 -	54.618	109.1	36.598	86.1	1:31.216
5 -	54.349	109.3	36.805	88.2	1:31.154	11 -	56.774	110.6	36.681	86.9	1:33.455
6 -	54.282	109.3	36.620	86.6	1:30.902	12 -	55.005	111.5	37.994	83.0	1:32.999
20	Edd STRAW				Speedworks Motorsport						
1 -		114.7	37.750	83.9	1:43.264	7 -	56.216	108.4	36.433	85.8	1:32.649
2 -	54.563	108.8	36.287	86.7	1:30.850	8 -	54.543	108.9	36.223	85.6	1:30.766
3 -	55.029	108.9	36.042	85.7	1:31.071	9 -	54.360	109.5	35.739	86.5	1:30.099
4 -	54.815	108.6	36.564	85.2	1:31.379	10 -	54.252	110.7	36.596	83.1	1:30.848
5 -	54.863	107.5	36.454	86.0	1:31.317	11 -	55.759	108.1	35.361	87.4	1:31.120
6 -	54.198	108.4	36.638	85.5	1:30.836	12 -	56.593	109.8	37.140	82.1	1:33.733
21	Richard SYKES				Speedworks Motorsport						
1 -		113.0	35.559	88.4	1:38.960	7 -	53.841	111.1	34.882	89.1	1:28.723
2 -	53.623	112.2	35.393	89.5	1:29.016	8 -	53.403	110.2	34.707	89.4	1:28.110
3 -	54.840	113.2	35.196	88.0	1:30.036	9 -	53.325	112.2	34.545	89.7	1:27.870
4 -	54.157	110.6	34.757	89.6	1:28.914	10 -	54.433	112.6	34.592	90.2	1:29.025
5 -	54.429	113.6	35.850	88.3	1:30.279	11 -	54.035	114.3	35.453	88.9	1:29.488
6 -	53.471	113.2	36.141	85.4	1:29.612	12 -	53.945	113.7	35.517	87.0	1:29.462
27	Neil HOUSTON				Optimum Motorsport						
1 -		110.2	37.855	85.4	1:44.121	7 -	54.624	109.1	36.548	86.0	1:31.172
2 -	55.447	112.4	37.199	85.8	1:32.646	8 -	54.955	109.3	36.714	87.4	1:31.669
3 -	56.117	109.7	36.312	86.5	1:32.429	9 -	55.272	107.7	36.787	86.4	1:32.059
4 -	54.807	108.8	36.142	87.0	1:30.949	10 -	54.469	109.1	35.929	87.5	1:30.398
5 -	54.817	108.2	36.614	86.6	1:31.431	11 -	54.648	110.0	36.421	88.0	1:31.069
6 -	54.815	106.7	36.682	86.0	1:31.497	12 -	54.996	108.1	36.795	85.3	1:31.791
28	Kieran VERNON				TFC Smalley						
1 -		113.6	35.416	87.4	1:35.636	7 -	53.705	109.8	35.515	88.3	1:29.220
2 -	53.618	112.4	36.337	88.9	1:29.955	8 -	53.116	111.3	36.697	87.7	1:29.813
3 -	53.493	113.7	36.056	86.8	1:29.549	9 -	53.129	112.2	35.181	86.1	1:28.310
4 -	53.185	113.2	35.370	89.2	1:28.555	10 -	53.048	111.1	36.840	87.3	1:29.888
5 -	53.165	114.3	35.615	89.0	1:28.780	11 -	52.754	113.0	35.480	91.1	1:28.234
6 -	53.824	111.8	35.154	88.1	1:28.978	12 -	53.083	113.7	34.886	88.5	1:27.969
35	Tom JONES				Jones Motorhomes						
1 -		108.9	35.753	86.5	1:40.369	7 -	54.127	110.4	35.339	86.6	1:29.466
2 -	53.610	111.8	35.148	86.8	1:28.758	8 -	53.821	110.9	35.898	84.8	1:29.719
3 -	53.837	112.0	35.517	86.4	1:29.354	9 -	53.998	110.4	35.822	86.8	1:29.820
4 -	54.412	110.2	35.568	86.1	1:29.980	10 -	53.810	109.5	35.842	86.5	1:29.652
5 -	53.595	111.8	35.906	88.1	1:29.501	11 -	53.920	108.9	36.193	86.3	1:30.113
6 -	53.429	112.2	35.670	86.4	1:29.099	12 -	54.677	107.4	36.036	88.0	1:30.713

Thruxton
Circuit Length = 2.3560 miles
Start: 15:25 End: 15:45

Weather / Track : Bright / Dry

Texaco Havoline Ginetta G20 Championship

RACE 8 - SECTOR ANALYSIS

38	Wayne AUSTIN				Tockwith Motorsport						
1 -	109.5	38.144	84.4	1:43.466	7 -	54.598	108.6	44.816	86.5	1:39.414	
2 -	55.294 110.2	37.422	87.0	1:32.716	8 -	53.707	109.3	37.827	81.9	1:31.534	
3 -	1:05.507	109.8	36.697	86.3	1:42.204	9 -	54.620	108.4	36.321	86.6	1:30.941
4 -	55.745	105.0	38.277	86.9	1:34.022	10 -	53.708	108.8	36.329	86.8	1:30.037
5 -	56.294	105.5	36.386	85.3	1:32.680	11 -	55.144	108.8	37.179	85.8	1:32.323
6 -	54.983	107.7	36.845	86.1	1:31.828	12 -	54.263	110.0	36.914	86.1	1:31.177
42	Alex DZIURZYNSKI				West End Precision Ltd						
1 -	109.5	37.670	85.8	1:42.824	7 -	54.815	108.4	37.441	87.0	1:32.256	
2 -	55.744	109.8	37.188	86.8	1:32.932	8 -	55.935	107.4	37.988	85.8	1:33.923
3 -	1:05.751	107.7	36.971	88.3	1:42.722	9 -	54.751	110.4	37.946	88.2	1:32.697
4 -	55.613	107.4	38.056	86.8	1:33.669	10 -	54.747	110.4	37.924	84.5	1:32.671
5 -	55.924	106.9	37.535	86.9	1:33.459	11 -	55.066	107.7	45.964	69.8	1:41.030
6 -	54.674	109.5	36.264	85.5	1:30.938	12 -	55.702	107.5	37.947	83.6	1:33.649
46	Andrew SMITH				Driver						
1 -	112.8	35.724	87.4	1:36.676	7 -	53.220	111.7	35.255	89.4	1:28.475	
2 -	53.184	115.5	36.723	88.1	1:29.907	8 -	53.419	111.5	34.690	89.7	1:28.109
3 -	53.427	113.0	35.545	86.8	1:28.972	9 -	53.855	112.6	35.325	86.0	1:29.180
4 -	53.689	112.8	35.848	89.8	1:29.537	10 -	54.070	113.6	34.694	89.2	1:28.764
5 -	54.034	112.4	36.511	89.4	1:30.545	11 -	53.973	107.9	35.417	89.1	1:29.390
6 -	54.148	112.2	35.021	89.2	1:29.169	12 -	53.577	110.7	36.352	87.3	1:29.929
51	Russel MCCARTHY				McCarthy Motorsport						
1 -	110.0	35.562	87.3	1:38.565	7 -	53.036	111.8	35.344	87.7	1:28.380	
2 -	53.544	110.9	35.164	88.3	1:28.708	8 -	53.216	111.7	35.284	88.1	1:28.500
3 -	54.350	112.2	35.057	86.4	1:29.407	9 -	53.760	110.2	34.933	88.0	1:28.693
4 -	53.325	112.2	34.674	86.5	1:27.999	10 -	54.593	112.0	34.818	88.1	1:29.411
5 -	54.061	108.6	35.903	86.6	1:29.964	11 -	53.869	110.0	35.231	86.8	1:29.100
6 -	54.948	110.4	35.754	87.7	1:30.702	12 -	53.325	110.9	34.308	88.8	1:27.633
52	Spencer MCCARTHY				McCarthy Motorsport						
1 -	109.3	35.771	85.3	1:35.595	7 -	53.403	110.9	35.546	86.5	1:28.949	
2 -	53.804	110.2	35.753	86.4	1:29.557	8 -	54.001	108.1	37.156	86.3	1:31.157
3 -	53.069	111.3	36.203	87.3	1:29.272	9 -	52.917	110.4	35.709	83.7	1:28.626
4 -	53.570	113.7	34.884	86.8	1:28.454	10 -	53.482	114.3	35.088	86.8	1:28.570
5 -	53.137	110.6	36.056	89.5	1:29.193	11 -	52.861	112.8	34.989	87.2	1:27.850
6 -	53.650	113.6	35.113	85.4	1:28.763	12 -	53.013	110.2	35.981	88.4	1:28.994
55	Duncan GASS				Rob Austin Racing						
1 -	106.0	37.958	84.3	1:46.757	7 -	54.470	111.5	37.351	87.3	1:31.821	
2 -	56.072	110.2	38.512	81.9	1:34.584	8 -	55.428	110.9	37.382	85.5	1:32.810
3 -	56.859	108.2	37.322	86.0	1:34.181	9 -	55.198	109.5	37.690	86.1	1:32.888
4 -	58.096	102.1	38.143	85.8	1:36.239	10 -	54.723	109.3	38.500	83.5	1:33.223
5 -	56.813	107.4	37.570	87.2	1:34.383	11 -	55.474	109.7	36.392	86.4	1:31.866
6 -	55.002	109.5	36.429	86.4	1:31.431	12 -	55.073	108.9	37.506	86.5	1:32.579
59	Charlie KEMP				Hepworth International						
1 -	109.8	36.820	85.8	1:44.711	7 -	54.520	108.8	35.945	86.9	1:30.465	
2 -	55.976	108.9	36.239	86.6	1:32.215	8 -	54.225	108.9	35.713	87.7	1:29.938
3 -	57.302	108.8	38.588	81.4	1:35.890	9 -	53.519	112.0	36.065	87.4	1:29.584
4 -	55.338	108.1	37.573	85.7	1:32.911	10 -	53.865	109.7	36.050	87.4	1:29.915
5 -	54.892	108.6	36.013	86.6	1:30.905	11 -	53.830	109.1	35.482	88.0	1:29.312
6 -	54.551	109.7	36.190	86.8	1:30.741	12 -	1:07.668	108.8	36.479	86.0	1:44.147
74	Peter DIGNAN				Pistonheads						
1 -	102.8	37.963	83.6	1:47.669	7 -	54.354	111.7	36.209	87.6	1:30.563	
2 -	56.444	112.2	39.521	77.0	1:35.965	8 -	54.788	110.9	35.512	87.8	1:30.300
3 -	56.791	110.4	36.117	87.3	1:32.908	9 -	53.924	111.1	35.345	87.7	1:29.269
4 -	56.145	106.2	36.285	87.0	1:32.430	10 -	53.685	112.0	35.210	88.0	1:28.895
5 -	55.252	110.4	35.790	87.3	1:31.042	11 -	53.390	113.6	35.193	87.4	1:28.583
6 -	54.883	110.7	36.280	86.8	1:31.163	12 -	53.671	110.7	35.322	87.0	1:28.993

Thruxton
Circuit Length = 2.3560 miles
Start: 15:25 End: 15:45

Weather / Track : Bright / Dry

Texaco Havoline Ginetta G20 Championship
RACE 8 - SECTOR ANALYSIS

88		Mark WANIA				Academy Motorsport					
1 -		114.3	35.249	88.0	1:35.997	7 -	53.841	109.3	36.052	87.0	1:29.893
2 -	53.505	115.5	35.936	88.2	1:29.441	8 -	52.966	114.5	35.569	87.0	1:28.535
3 -	53.084	114.5	35.704	86.8	1:28.788	9 -	53.415	111.8	36.132	86.8	1:29.547
4 -	53.412	112.2	35.912	87.7	1:29.324	10 -	52.935	114.1	35.195	87.6	1:28.130
5 -	53.081	113.0	35.319	87.2	1:28.400	11 -	53.323	111.8	35.931	89.6	1:29.254
6 -	53.550	112.0	35.861	87.5	1:29.411	12 -	52.989	113.2	34.795	88.5	1:27.784
99		Phil SYKES				Speedworks					
1 -		112.2	35.608	88.7	1:37.471	7 -	53.418	112.4	35.036	89.1	1:28.454
2 -	53.864	113.7	35.687	87.5	1:29.551	8 -	53.211	114.9	34.809	87.8	1:28.020
3 -	53.992	111.3	36.207	85.4	1:30.199	9 -	53.461	115.1	34.938	86.6	1:28.399
4 -	54.296	111.5	35.166	88.0	1:29.462	10 -	53.980	109.8	35.174	89.4	1:29.154
5 -	53.567	110.9	35.615	89.4	1:29.182	11 -	54.490	111.1	35.459	88.5	1:29.949
6 -	54.180	109.7	35.488	88.5	1:29.668	12 -	53.698	113.4	35.692	87.6	1:29.390

Texaco Havoline Ginetta G20 Championship

RACE 8 - BEST SECTORS

SECTOR 1			SECTOR 2			IDEAL / BEST COMPARISON						
POS	NO	NAME	TIME	NO	NAME	TIME	POS	NO	NAME	IDEAL	BEST	DIFF
1	28	VERNON	52.754	51	MCCARTHY	34.308	1	51	MCCARTHY	1:27.344	1:27.633	0.289
2	3	BARRATT	52.809	21	SYKES	34.545	2	3	BARRATT	1:27.391	1:27.773	0.382
3	52	MCCARTHY	52.861	3	BARRATT	34.582	3	9	SIMMS	1:27.570	1:28.033	0.463
4	4	MARSH	52.883	9	SIMMS	34.662	4	28	VERNON	1:27.640	1:27.969	0.329
5	9	SIMMS	52.908	46	SMITH	34.690	5	88	WANIA	1:27.730	1:27.784	0.054
6	88	WANIA	52.935	88	WANIA	34.795	6	52	MCCARTHY	1:27.745	1:27.850	0.105
7	51	MCCARTHY	53.036	99	SYKES	34.809	7	21	SYKES	1:27.870	1:27.870	0.000
8	46	SMITH	53.184	52	MCCARTHY	34.884	8	46	SMITH	1:27.874	1:28.109	0.235
9	99	SYKES	53.211	28	VERNON	34.886	9	4	MARSH	1:28.007	1:28.228	0.221
10	21	SYKES	53.325	4	MARSH	35.124	10	99	SYKES	1:28.020	1:28.020	0.000
11	74	DIGNAN	53.390	35	JONES	35.148	11	35	JONES	1:28.577	1:28.758	0.181
12	35	JONES	53.429	74	DIGNAN	35.193	12	74	DIGNAN	1:28.583	1:28.583	0.000
13	59	KEMP	53.519	20	STRAW	35.361	13	59	KEMP	1:29.001	1:29.312	0.311
14	38	AUSTIN	53.707	16	EDWARDS	35.438	14	16	EDWARDS	1:29.394	1:29.844	0.450
15	19	JACKSON	53.778	59	KEMP	35.482	15	6	FLOWERS	1:29.504	1:29.643	0.139
16	6	FLOWERS	53.884	6	FLOWERS	35.620	16	20	STRAW	1:29.559	1:30.099	0.540
17	16	EDWARDS	53.956	15	FLETCHER	35.775	17	19	JACKSON	1:29.700	1:29.775	0.075
18	17	MERRY	53.959	19	JACKSON	35.922	18	38	AUSTIN	1:30.028	1:30.037	0.009
19	20	STRAW	54.198	27	HOUSTON	35.929	19	17	MERRY	1:30.093	1:30.093	0.000
20	5	RIGBY	54.346	5	RIGBY	36.059	20	15	FLETCHER	1:30.227	1:30.511	0.284
21	11	RALPH	54.397	17	MERRY	36.134	21	27	HOUSTON	1:30.398	1:30.398	0.000
22	15	FLETCHER	54.452	7	WILLIAMS	36.217	22	5	RIGBY	1:30.405	1:30.405	0.000
23	27	HOUSTON	54.469	11	RALPH	36.219	23	11	RALPH	1:30.616	1:31.236	0.620
24	55	GASS	54.470	42	DZIURZYNSKI	36.264	24	55	GASS	1:30.862	1:31.431	0.569
25	42	DZIURZYNSKI	54.674	38	AUSTIN	36.321	25	7	WILLIAMS	1:30.916	1:31.045	0.129
26	7	WILLIAMS	54.699	55	GASS	36.392	26	42	DZIURZYNSKI	1:30.938	1:30.938	0.000
Perfect lap										1:27.062		

Texaco Havoline Ginetta G20 Championship
RACE 8 - SPEED TRAPS

SECTOR 1				SECTOR 2			FINISH LINE			
POS	NO	NAME	MPH	NO	NAME	MPH	NO	NAME	MPH	
1	9	Gary SIMMS	115.7				28	Kieran VERNON	91.1	
2	46	Andrew SMITH	115.5				9	Gary SIMMS	90.9	
3	88	Mark WANIA	115.5				21	Richard SYKES	90.2	
4	99	Phil SYKES	115.1				46	Andrew SMITH	89.8	
5	3	Julian BARRATT	114.7				88	Mark WANIA	89.6	
6	20	Edd STRAW	114.7				52	Spencer MCCARTHY	89.5	
7	15	Emily FLETCHER	114.5				99	Phil SYKES	89.4	
8	21	Richard SYKES	114.3				51	Russel MCCARTHY	88.8	
9	28	Kieran VERNON	114.3				6	Matthew FLOWERS	88.7	
10	52	Spencer MCCARTHY	114.3				4	Paul MARSH	88.5	
11	74	Peter DIGNAN	113.6				19	David JACKSON	88.5	
12	4	Paul MARSH	113.4				3	Julian BARRATT	88.4	
13	19	David JACKSON	113.2				42	Alex DZIURZYNSKI	88.3	
14	5	Steve RIGBY	112.8				35	Tom JONES	88.1	
15	6	Matthew FLOWERS	112.6				16	Ross EDWARDS	88.0	
16	7	Steve WILLIAMS	112.6				27	Neil HOUSTON	88.0	
17	16	Ross EDWARDS	112.6				59	Charlie KEMP	88.0	
18	27	Neil HOUSTON	112.4				74	Peter DIGNAN	88.0	
19	35	Tom JONES	112.2				7	Steve WILLIAMS	87.7	
20	51	Russel MCCARTHY	112.2				5	Steve RIGBY	87.5	
21	59	Charlie KEMP	112.0				20	Edd STRAW	87.4	
22	17	Neil MERRY	111.8				55	Duncan GASS	87.3	
23	55	Duncan GASS	111.5				38	Wayne AUSTIN	87.0	
24	11	Michael RALPH	111.3				17	Neil MERRY	86.7	
25	42	Alex DZIURZYNSKI	110.4				15	Emily FLETCHER	86.5	
26	38	Wayne AUSTIN	110.2				11	Michael RALPH	84.8	

Weather / Track : Bright / Dry

www.tsl-timing.com

Thruxton
 Circuit Length = 2.3560 miles
 Start: 15:25 End: 15:45

Printed - 15.52 Sunday, 29 June 2008

Texaco Havoline Ginetta G20 Championship

RACE 8 - POSITION CHART

No	Name	Laps Pos	Laps											
			1	2	3	4	5	6	7	8	9	10	11	12
52	MCCARTHY	1	52	52	88	52	88	52	52	88	28	88	52	88
28	VERNON	2	28	88	52	88	52	88	28	28	88	52	3	28
88	WANIA	3	88	28	28	28	28	88	52	52	3	88	52	
46	SMITH	4	46	9	46	51	51	3	3	3	3	28	28	51
3	BARRATT	5	3	46	9	9	3	46	46	46	99	46	46	46
9	SIMMS	6	9	99	51	46	46	51	51	99	46	99	51	99
99	SYKES	7	99	3	99	3	99	99	99	51	51	9	99	21
16	EDWARDS	8	16	51	3	99	21	9	9	9	9	51	9	9
51	MCCARTHY	9	51	16	21	21	9	21	21	21	21	21	21	3
21	SYKES	10	21	21	16	35	35	35	35	35	35	35	35	4
19	JACKSON	11	19	35	35	6	6	4	4	4	4	4	4	35
35	JONES	12	35	19	19	19	4	6	6	6	6	6	6	6
6	FLOWERS	13	6	6	6	17	19	19	19	19	19	19	17	19
17	MERRY	14	17	17	17	4	17	17	17	17	17	17	19	17
42	DZIURZYNSKI	15	42	20	4	20	20	20	5	5	5	20	20	5
20	STRAW	16	20	4	20	5	5	5	20	20	20	5	5	74
38	AUSTIN	17	38	5	5	27	27	27	27	27	59	59	59	20
5	RIGBY	18	5	42	27	7	7	59	59	59	27	27	74	27
4	MARSH	19	4	38	7	15	59	7	15	74	74	74	27	59
27	HOUSTON	20	27	27	15	59	15	15	74	15	15	15	7	15
7	WILLIAMS	21	7	59	59	74	74	74	7	7	7	7	15	7
59	KEMP	22	59	7	55	55	38	42	42	55	55	42	55	38
15	FLETCHER	23	15	15	74	42	42	38	55	42	42	55	38	55
55	GASS	24	55	55	38	38	55	55	11	38	38	38	42	11
74	DIGNAN	25	74	74	42	16	16	11	38	11	11	11	11	42
11	RALPH	26	11	11	11	11	11	16	16					