



Sponsored by Avon Tyres



# AVON TYRES CATERHAM SUPERLIGHTS

Brands Hatch GP

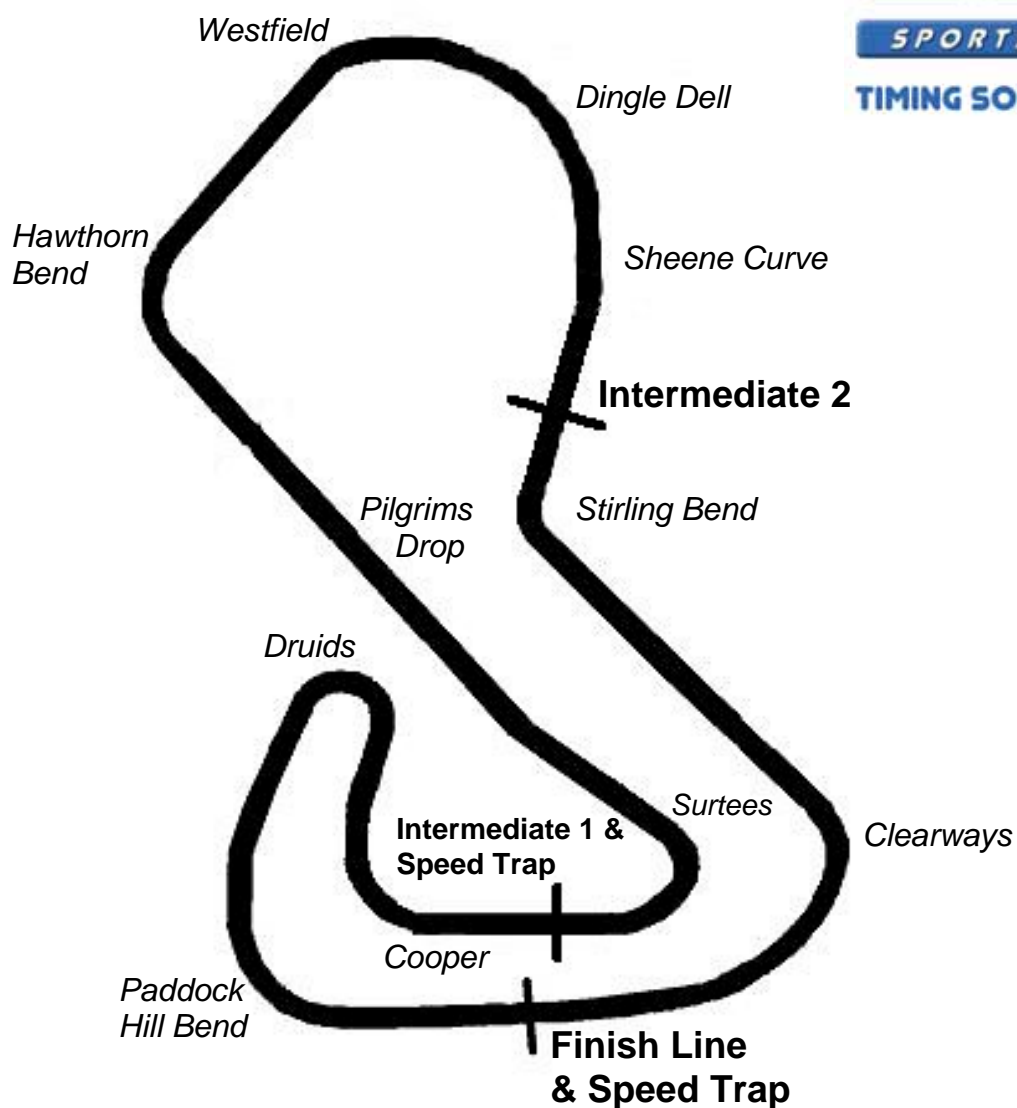
12 & 13th July 2008



Results Provided by Timing Solutions Ltd

[www.tsl-timing.com](http://www.tsl-timing.com)

# BRANDS HATCH GP



Circuit Length: 2.3009 miles / 3702.9 metres  
Intermediate 1: 1116 metres  
Intermediate 2: 2928 metres  
Pit In: 3646 metres  
Pit Out: 64 metres after Finish Line  
Pit In – Pit Out: 314 metres, @ 60kph = 18.8 seconds, @ 80kph = 14.1 seconds

# Avon Tyres Caterham Superlight Challenge

## QUALIFYING - RACE 3 - CLASSIFICATION

POS	NO	CL	NAME	ENTRY	TIME	ON	LAPS	GAP	DIFF	MPH
1	22		David MAYES	Caterham Superlight - IDGN Signs	1:36.894	6	7			85.48
2	27		Chris CAPPUCCINI	Caterham Superlight - Piranha Motor Racing	1:37.400	6	12	0.506	0.506	85.04
3	5		Mark FULLALOVE	Caterham Superlight -	1:37.615	9	12	0.721	0.215	84.85
4	48		Oliver JACKSON	Caterham Superlight - Tag Vantis PLC	1:37.824	10	12	0.930	0.209	84.67
5	2		Grahame TILLEY	Caterham Superlight - Tecserve UK	1:38.024	7	12	1.130	0.200	84.50
6	46		Will MITCHAM	Caterham Superlight -	1:38.386	12	12	1.492	0.362	84.19
7	66		Pat GORMLEY	Caterham Superlight -	1:38.578	4	12	1.684	0.192	84.02
8	73		Daniel DENIS	Caterham Superlight - Matt Blyth Motorsport L	1:38.656	10	12	1.762	0.078	83.95
9	21		Peter RATCLIFF	Caterham Superlight -	1:38.825	7	12	1.931	0.169	83.81
10	9		Rachel GREEN	Caterham Superlight - Gamma Aviation/Motior	1:39.103	9	12	2.209	0.278	83.58
11	88		Patrick MAHER	Caterham Superlight -	1:39.977	6	12	3.083	0.874	82.85
12	85		Robert SINGLETON	Caterham Superlight -	1:40.178	11	12	3.284	0.201	82.68
13	11		Carl WOODWISS	Caterham Superlight - CSH Finance Ltd	1:40.348	3	12	3.454	0.170	82.54
14	49		Ronald JOHNSON	Caterham Superlight - Oilfield Production Con:	1:40.726	7	12	3.832	0.378	82.23

Car 22 - please check timing transponder

Weather / Track : Cloudy / Dry

These results are provisional until the conclusion of any judicial and technical matters.

Brands Hatch GP  
Circuit Length = 2.3009 miles  
Start: 10:21 End: 10:46

Clerk of Course :

Timekeeper :

# Avon Tyres Caterham Superlight Challenge

## QUALIFYING - RACE 1 - SECTOR ANALYSIS

<b>2</b>	<b>Grahame TILLEY</b>										<b>Tecserve UK</b>									
1 -	Out	93.3	45.257	23.750	122.7	1:43.718	7 -	<b>30.988</b>	101.2	43.671	23.365	<b>126.7</b>	1:38.024							
2 -	31.629	100.2	44.753	23.823	121.6	1:40.205	8 -	31.315	101.4	44.017	23.744	122.5	1:39.076							
3 -	31.722	99.6	44.237	23.626	122.7	1:39.585	9 -	31.627	102.0	43.695	23.686	122.5	1:39.008							
4 -	31.340	98.7	44.082	23.781	123.4	1:39.203	10 -	31.321	101.4	44.088	23.430	123.2	1:38.839							
5 -	31.188	100.6	43.922	24.079	123.9	1:39.189	11 -	31.595	100.3	43.911	23.521	122.7	1:39.027							
6 -	31.319	100.9	43.890	23.997	123.4	1:39.206	12 -	31.461	<b>103.1</b>	<b>43.439</b>	<b>23.352</b>	122.9	1:38.252							
<b>5</b>	<b>Mark FULLALOVE</b>																			
1 -	Out	98.1	44.313	23.822	124.8	1:42.293	7 -	31.018	102.6	43.670	<b>23.330</b>	<b>125.7</b>	1:38.018							
2 -	31.077	102.5	45.925	26.781	124.6	1:43.783	8 -	37.820	64.3	46.327	25.366	123.9	1:49.513							
3 -	30.848	103.2	43.497	27.342	122.3	1:41.687	9 -	<b>30.810</b>	102.8	43.439	23.366	123.2	<b>1:37.615</b>							
4 -	37.088	68.1	53.493	23.969	123.9	1:54.550	10 -	30.910	102.5	46.494	25.605	123.2	1:43.009							
5 -	31.014	102.5	43.311	23.968	124.3	1:38.293	11 -	30.930	102.0	50.793	29.156	122.7	1:50.879							
6 -	30.863	<b>103.6</b>	43.586	23.570	124.6	1:38.019	12 -	30.884	103.1	<b>43.160</b>	23.621	122.3	1:37.665							
<b>9</b>	<b>Rachel GREEN</b>										<b>Gamma Aviation/Motionwear/Bookatrack</b>									
1 -	Out	99.6	45.117	23.737	123.6	1:43.682	7 -	31.388	102.1	44.195	23.848	124.3	1:39.431							
2 -	31.232	102.6	44.557	23.797	124.3	1:39.586	8 -	32.404	101.2	45.392	24.288	124.3	1:42.084							
3 -	<b>31.218</b>	100.9	44.651	<b>23.533</b>	125.5	1:39.402	9 -	31.360	102.9	<b>44.003</b>	23.740	124.6	<b>1:39.103</b>							
4 -	31.277	102.6	44.628	23.719	122.9	1:39.624	10 -	31.328	102.6	44.150	23.684	123.6	1:39.162							
5 -	31.471	102.1	44.546	24.567	122.7	1:40.584	11 -	35.383	63.0	49.929	23.720	<b>125.7</b>	1:49.032							
6 -	31.257	100.8	44.533	23.837	124.8	1:39.627	12 -	31.451	<b>104.7</b>	44.185	23.795	120.7	1:39.431							
<b>11</b>	<b>Carl WOODWISS</b>										<b>CSH Finance Ltd</b>									
1 -	Out	94.3	45.628	24.071	122.7	1:43.345	7 -	<b>31.683</b>	<b>100.2</b>	44.882	24.423	<b>126.0</b>	1:40.988							
2 -	32.149	99.9	44.406	23.803	124.8	1:40.358	8 -	33.373	97.0	46.476	24.402	121.6	1:44.251							
3 -	32.057	99.9	44.679	<b>23.612</b>	122.1	<b>1:40.348</b>	9 -	32.593	99.3	44.266	24.180	121.2	1:41.039							
4 -	32.314	98.4	46.104	23.795	121.6	1:42.213	10 -	34.276	98.8	<b>44.099</b>	23.936	121.8	1:42.311							
5 -	32.094	98.0	44.857	23.955	121.6	1:40.906	11 -	34.004	99.3	48.969	26.091	121.8	1:49.064							
6 -	32.139	98.8	44.395	24.681	124.8	1:41.215	12 -	32.140	98.1	44.621	24.034	114.3	1:40.795							
<b>21</b>	<b>Peter RATCLIFF</b>																			
1 -	Out	98.8	44.520	23.526	125.3	1:41.165	7 -	<b>30.859</b>	<b>103.6</b>	44.078	23.888	125.0	<b>1:38.825</b>							
2 -	31.352	103.4	44.275	23.622	<b>128.1</b>	1:39.249	8 -	32.125	102.3	<b>43.494</b>	24.278	123.6	1:39.897							
3 -	31.936	102.6	43.898	<b>23.492</b>	122.7	1:39.326	9 -	31.372	101.8	44.046	23.647	123.9	1:39.065							
4 -	31.391	102.8	43.952	23.604	123.4	1:38.947	10 -	31.392	102.0	43.934	23.886	123.2	1:39.212							
5 -	31.105	102.9	43.987	26.316	123.6	1:41.408	11 -	31.384	102.3	44.093	24.115	123.4	1:39.592							
6 -	31.786	91.4	47.426	24.151	125.3	1:43.363	12 -	31.605	101.5	44.481	23.751	122.7	1:39.837							
<b>22</b>	<b>David MAYES</b>										<b>IDGN Signs</b>									
1 -	Out					1:39.549	5 -						1:45.622							
2 -						3:25.954	6 -						<b>1:36.894</b>							
3 -						1:37.342	7 -						1:40.596							
4 -						1:37.955														
<b>27</b>	<b>Chris CAPPUCCINI</b>										<b>Piranha Motor Racing</b>									
1 -	Out	83.4	45.495	23.495	123.4	1:45.080	7 -	31.210	102.5	47.055	27.106	115.9	1:45.371							
2 -	31.181	100.9	44.179	23.753	123.4	1:39.113	8 -	31.431	99.4	44.984	23.948	123.6	1:40.363							
3 -	31.118	100.9	43.929	23.582	<b>126.0</b>	1:38.629	9 -	31.254	<b>102.8</b>	43.560	23.416	124.3	1:38.230							
4 -	32.073	90.4	44.412	24.119	123.9	1:40.604	10 -	31.231	102.1	43.637	23.510	125.0	1:38.378							
5 -	34.382	81.4	44.978	23.671	123.6	1:43.031	11 -	35.589	95.5	44.827	23.600	123.2	1:44.016							
6 -	<b>30.815</b>	102.5	<b>43.201</b>	<b>23.384</b>	<b>126.0</b>	<b>1:37.400</b>	12 -	31.331	101.4	44.065	23.463	124.1	1:38.859							
<b>46</b>	<b>Will MITCHAM</b>																			
1 -	Out	92.4	44.655	23.756	122.9	1:43.114	7 -	31.485	102.0	44.034	23.816	121.8	1:39.335							
2 -	31.324	100.0	44.748	23.724	<b>123.4</b>	1:39.796	8 -	31.098	99.9	43.848	23.752	121.4	1:38.698							
3 -	31.635	100.2	44.936	24.774	122.5	1:41.345	9 -	31.714	<b>102.6</b>	44.243	In		1:40.787 P							
4 -	31.251	102.1	43.868	<b>23.548</b>	122.9	1:38.667	10 -	Out	98.7	44.500	24.326	121.4	2:42.407							
5 -	31.312	102.1	43.770	25.794	<b>123.4</b>	1:40.876	11 -	31.255	100.9	43.939	23.697	121.2	1:38.891							
6 -	<b>31.023</b>	99.0	45.841	24.076	121.6	1:40.940	12 -	31.038	101.7	<b>43.703</b>	23.645	121.8	<b>1:38.386</b>							

Car 22 - please check timing transponder

Weather / Track : Cloudy / Dry

# Avon Tyres Caterham Superlight Challenge

## QUALIFYING - RACE 1 - SECTOR ANALYSIS

<b>48</b>	<b>Oliver JACKSON</b>		<b>Tag Vantis PLC</b>										
1 -	Out 87.5	45.350	23.493	122.7	1:46.543	7 -	31.255	102.8	43.742	23.546	125.0	1:38.543	
2 -	31.021	101.7	45.300	23.505	125.7	1:39.826	8 -	31.471	101.5	45.883	24.562	123.9	1:41.916
3 -	34.384	99.7	44.395	24.363	121.8	1:43.142	9 -	<b>30.938</b>	102.8	43.528	23.409	<b>126.4</b>	1:37.875
4 -	31.222	102.6	43.599	23.666	123.9	1:38.487	10 -	31.319	102.5	<b>43.263</b>	<b>23.242</b>	<b>126.4</b>	<b>1:37.824</b>
5 -	31.256	102.9	43.654	23.524	123.9	1:38.434	11 -	31.330	101.8	44.303	23.836	123.2	1:39.469
6 -	31.285	<b>103.1</b>	50.605	24.148	124.1	1:46.038	12 -	31.487	100.5	45.297	23.900	122.3	1:40.684
<b>49</b>	<b>Ronald JOHNSON</b>		<b>Oilfield Production Consultants Ltd</b>										
1 -	Out 90.7	46.261	24.513	121.8	1:46.679	7 -	31.769	99.1	44.515	24.442	121.6	<b>1:40.726</b>	
2 -	31.597	98.4	45.284	23.976	<b>123.4</b>	1:40.857	8 -	31.927	99.0	45.180	24.315	<b>123.4</b>	1:41.422
3 -	31.940	<b>101.1</b>	45.083	<b>23.914</b>	120.5	1:40.937	9 -	32.496	99.9	45.311	24.535	120.3	1:42.342
4 -	31.997	99.4	<b>44.479</b>	24.470	122.3	1:40.946	10 -	32.203	97.5	45.141	24.544	121.4	1:41.888
5 -	31.634	99.9	44.870	24.304	120.7	1:40.808	11 -	32.176	98.8	44.775	24.343	120.7	1:41.294
6 -	<b>31.522</b>	98.4	45.037	24.429	120.9	1:40.988	12 -	32.277	99.4	44.923	24.982	107.5	1:42.182
<b>66</b>	<b>Pat GORMLEY</b>												
1 -	Out 98.4	44.836	23.857	120.7	1:43.181	7 -	31.165	101.4	44.568	23.728	<b>125.7</b>	1:39.461	
2 -	31.375	99.3	45.635	24.187	123.6	1:41.197	8 -	31.147	<b>102.8</b>	43.818	23.689	125.5	1:38.654
3 -	31.260	102.3	43.893	23.603	121.4	1:38.756	9 -	<b>31.035</b>	99.6	<b>43.783</b>	23.989	120.7	1:38.807
4 -	31.079	102.1	43.945	<b>23.554</b>	121.4	<b>1:38.578</b>	10 -	31.049	101.8	43.987	23.831	120.9	1:38.867
5 -	31.428	101.7	44.195	25.764	92.3	1:41.387	11 -	31.378	101.7	44.054	23.736	121.2	1:39.168
6 -	33.371	84.0	46.784	23.720	125.5	1:43.875	12 -	31.319	102.0	44.374	23.798	119.2	1:39.491
<b>73</b>	<b>Daniel DENIS</b>		<b>Matt Blyth Motorsport Ltd</b>										
1 -	Out 78.5	45.594	23.361	126.4	1:43.881	7 -	31.610	<b>101.2</b>	<b>43.744</b>	23.741	123.6	1:39.095	
2 -	31.500	98.7	44.509	<b>23.190</b>	125.0	1:39.199	8 -	31.890	98.8	44.397	23.413	124.6	1:39.700
3 -	31.522	98.3	44.396	23.679	125.3	1:39.597	9 -	<b>31.345</b>	100.5	43.948	23.546	124.6	1:38.839
4 -	31.497	98.5	44.173	23.986	<b>126.7</b>	1:39.656	10 -	31.415	<b>101.2</b>	43.866	23.375	126.0	<b>1:38.656</b>
5 -	31.437	99.9	44.417	23.724	124.3	1:39.578	11 -	31.922	95.6	44.476	23.847	121.8	1:40.245
6 -	31.477	97.0	43.943	23.706	125.3	1:39.126	12 -	31.655	98.4	44.607	23.746	122.5	1:40.008
<b>85</b>	<b>Robert SINGLETON</b>												
1 -	Out 97.8	45.172	24.006	<b>124.3</b>	1:42.733	7 -	32.090	98.4	45.524	23.996	120.5	1:41.610	
2 -	32.212	91.4	1:03.714	24.147	123.6	2:00.073	8 -	31.589	99.6	59.240	23.985	120.3	1:54.814
3 -	32.079	98.3	45.388	23.817	122.5	1:41.284	9 -	<b>31.477</b>	97.5	45.183	23.940	119.0	1:40.600
4 -	32.047	97.0	45.433	24.262	118.6	1:41.742	10 -	31.996	95.1	59.509	24.833	122.7	1:56.338
5 -	31.822	98.4	45.243	24.186	118.8	1:41.251	11 -	31.724	100.0	<b>44.449</b>	24.005	120.7	<b>1:40.178</b>
6 -	31.582	99.1	44.865	24.194	120.1	1:40.641	12 -	31.659	<b>101.8</b>	44.856	<b>23.754</b>	121.8	1:40.269
<b>88</b>	<b>Patrick MAHER</b>												
1 -	Out 94.1	45.756	24.239	121.8	1:43.598	7 -	32.285	97.1	45.130	24.848	123.4	1:42.263	
2 -	31.671	99.0	44.912	24.000	123.4	1:40.583	8 -	31.948	94.8	44.886	24.149	122.9	1:40.983
3 -	31.557	98.5	45.862	<b>23.905</b>	123.4	1:41.324	9 -	31.812	100.2	44.834	24.207	122.3	1:40.853
4 -	32.870	90.4	45.603	24.681	123.2	1:43.154	10 -	31.550	99.6	44.786	24.067	122.3	1:40.403
5 -	31.608	99.3	44.922	24.358	<b>126.4</b>	1:40.888	11 -	<b>31.516</b>	100.2	44.805	24.318	121.6	1:40.639
6 -	31.696	<b>101.8</b>	<b>44.224</b>	24.057	125.3	<b>1:39.977</b>	12 -	31.959	99.3	44.986	24.003	124.6	1:40.948

Car 22 - please check timing transponder

Weather / Track : Cloudy / Dry

# Avon Tyres Caterham Superlight Challenge

## QUALIFYING - RACE 3 - SPEED TRAPS

SECTOR 1				SECTOR 2			FINISH LINE			
POS	NO	NAME	MPH	NO	NAME	MPH	NO	NAME	MPH	
1	9	Rachel GREEN	104.7				21	Peter RATCLIFF	128.1	
2	5	Mark FULLALOVE	103.6				2	Grahame TILLEY	126.7	
3	21	Peter RATCLIFF	103.6				73	Daniel DENIS	126.7	
4	2	Grahame TILLEY	103.1				48	Oliver JACKSON	126.4	
5	48	Oliver JACKSON	103.1				88	Patrick MAHER	126.4	
6	27	Chris CAPPUCINI	102.8				11	Carl WOODWISS	126.0	
7	66	Pat GORMLEY	102.8				27	Chris CAPPUCINI	126.0	
8	46	Will MITCHAM	102.6				5	Mark FULLALOVE	125.7	
9	85	Robert SINGLETON	101.8				9	Rachel GREEN	125.7	
10	88	Patrick MAHER	101.8				66	Pat GORMLEY	125.7	
11	73	Daniel DENIS	101.2				85	Robert SINGLETON	124.3	
12	49	Ronald JOHNSON	101.1				46	Will MITCHAM	123.4	
13	11	Carl WOODWISS	100.2				49	Ronald JOHNSON	123.4	
14										

Car 22 - please check timing transponder

Weather / Track : Cloudy / Dry

www.tsl-timing.com

Brands Hatch GP  
 Circuit Length = 2.3009 miles  
 Start: 10:21 End: 10:46

Printed - 10.52 Saturday, 12 July 2008

# Avon Tyres Caterham Superlight Challenge

## QUALIFYING - RACE 1 - BEST SECTOR TIMES

SECTOR 1			SECTOR 2			SECTOR 3			IDEAL / BEST COMPARISON						
POS	NO	NAME	TIME	NO	NAME	TIME	NO	NAME	TIME	POS	NO	NAME	IDEAL	BEST	DIFF
1	5	FULLALOVE	30.810	5	FULLALOVE	43.160	73	DENIS	23.190	1	5	FULLALOVE	1:37.300	1:37.615	0.315
2	27	CAPPUCCINI	30.815	27	CAPPUCCINI	43.201	48	JACKSON	23.242	2	27	CAPPUCCINI	1:37.400	1:37.400	0.000
3	21	RATCLIFF	30.859	48	JACKSON	43.263	5	FULLALOVE	23.330	3	48	JACKSON	1:37.443	1:37.824	0.381
4	48	JACKSON	30.938	2	TILLEY	43.439	2	TILLEY	23.352	4	2	TILLEY	1:37.779	1:38.024	0.245
5	2	TILLEY	30.988	21	RATCLIFF	43.494	27	CAPPUCCINI	23.384	5	21	RATCLIFF	1:37.845	1:38.825	0.980
6	46	MITCHAM	31.023	46	MITCHAM	43.703	21	RATCLIFF	23.492	6	46	MITCHAM	1:38.274	1:38.386	0.112
7	66	GORMLEY	31.035	73	DENIS	43.744	9	GREEN	23.533	7	73	DENIS	1:38.279	1:38.656	0.377
8	9	GREEN	31.218	66	GORMLEY	43.783	46	MITCHAM	23.548	8	66	GORMLEY	1:38.372	1:38.578	0.206
9	73	DENIS	31.345	9	GREEN	44.003	66	GORMLEY	23.554	9	9	GREEN	1:38.754	1:39.103	0.349
10	85	SINGLETON	31.477	11	WOODWISS	44.099	11	WOODWISS	23.612	10	11	WOODWISS	1:39.394	1:40.348	0.954
11	88	MAHER	31.516	88	MAHER	44.224	85	SINGLETON	23.754	11	88	MAHER	1:39.645	1:39.977	0.332
12	49	JOHNSON	31.522	85	SINGLETON	44.449	88	MAHER	23.905	12	85	SINGLETON	1:39.680	1:40.178	0.498
13	11	WOODWISS	31.683	49	JOHNSON	44.479	49	JOHNSON	23.914	13	49	JOHNSON	1:39.915	1:40.726	0.811
14	22	MAYES		22	MAYES		22	MAYES		14	22	MAYES		1:36.894	0.000
											Perfect Lap		1:37.160		

Car 22 - please check timing transponder

Weather / Track : Cloudy / Dry


www.tsl-timing.com

Brands Hatch GP  
Circuit Length = 2.3009 miles  
Start: 10:21 End: 10:46

Printed - 10.08 Sunday, 13 July 2008

# Avon Tyres Caterham Superlight Challenge

## RACE 3 - GRID

ROW 7	1:40.348 11 Carl WOODWISS	1:40.726 49 Ronald JOHNSON
ROW 6	1:39.977 88 Patrick MAHER	1:40.178 85 Robert SINGLETON
ROW 5	1:38.825 21 Peter RATCLIFF	1:39.103 9 Rachel GREEN
ROW 4	1:38.578 66 Pat GORMLEY	1:38.656 73 Daniel DENIS
ROW 3	1:38.024 2 Grahame TILLEY	1:38.386 46 Will MITCHAM
ROW 2	1:37.615 5 Mark FULLALOVE	1:37.824 48 Oliver JACKSON
ROW 1	1:36.894 22 David MAYES	1:37.400 27 Chris CAPPUCCINI
<b>Pole</b>		
		

Brands Hatch GP  
Circuit Length = 2.3009 miles

**These results are provisional until the conclusion of any judicial and technical matters.**

Clerk of Course :

Timekeeper :

# Avon Tyres Caterham Superlight Challenge

## RACE 1 - CLASSIFICATION

POS	NO	CL	NAME	ENTRY	LAPS	TIME	GAP	DIFF	MPH	BEST	ON
1	22		<b>David MAYES</b>	Caterham Superlight - IDGN Signs	19	31:12.346			84.05	1:37.841	9
2	21		<b>Peter RATCLIFF</b>	Caterham Superlight -	19	31:25.323	<b>12.977</b>	12.977	83.47	1:37.939	5
3	48		<b>Oliver JACKSON</b>	Caterham Superlight - Tag Vantis PLC	19	31:25.384	<b>13.038</b>	0.061	83.47	1:37.865	8
4	46		<b>Will MITCHAM</b>	Caterham Superlight -	19	31:29.776	<b>17.430</b>	4.392	83.27	1:38.352	8
5	27		<b>Chris CAPPUCCINI</b>	Caterham Superlight - Piranha Motor Racin	19	31:31.255	<b>18.909</b>	1.479	83.21	1:38.022	8
6	9		<b>Rachel GREEN</b>	Caterham Superlight - Gamma Aviation/Mo	19	31:37.917	<b>25.571</b>	6.662	82.92	1:38.176	16
7	2		<b>Grahame TILLEY</b>	Caterham Superlight - Tecserve UK	19	31:38.380	<b>26.034</b>	0.463	82.90	1:38.180	4
8	73		<b>Daniel DENIS</b>	Caterham Superlight - Matt Blyth Motorspor	19	31:38.983	<b>26.637</b>	0.603	82.87	1:38.361	16
9	88		<b>Patrick MAHER</b>	Caterham Superlight -	19	31:57.938	<b>45.592</b>	18.955	82.05	1:39.298	4
10	49		<b>Ronald JOHNSON</b>	Caterham Superlight - Oilfield Production C	19	32:25.868	<b>1:13.522</b>	27.930	80.87	1:40.770	3
11	85		<b>Robert SINGLETON</b>	Caterham Superlight -	19	32:26.153	<b>1:13.807</b>	0.285	80.86	1:40.345	4
12	66		<b>Pat GORMLEY</b>	Caterham Superlight -	19	33:06.037	<b>1:53.691</b>	39.884	79.24	1:38.119	6
NOT CLASSIFIED											
DNF	11		<b>Carl WOODWISS</b>	Caterham Superlight - CSH Finance Ltd	13	22:12.304	<b>6 laps</b>	6 laps	80.82	1:40.644	3
DNF	5		<b>Mark FULLALOVE</b>	Caterham Superlight -	11	18:20.867	<b>8 laps</b>	2 laps	82.76	1:37.850	6
FASTEST LAP											
	22		<b>David MAYES</b>	Caterham Superlight - IDGN Signs	9	1:37.841			84.65 mph	136.24 kph	

Weather / Track : Cloudy / Dry

These results are provisional until the conclusion of any judicial and technical matters.

Brands Hatch GP  
Circuit Length = 2.3009 miles  
Start: 15:45 End: 16:18

Clerk of Course :		Timekeeper :
-------------------	--	--------------

# Avon Tyres Caterham Superlight Challenge

## RACE 1 - SECTOR ANALYSIS

2		Grahame TILLEY				Tecserve UK				
1 -	34.924 93.5	45.214	23.549 124.8	1:43.687	11 -	31.384 101.1	44.111	24.523 119.9	1:40.018	
2 -	32.046 <b>103.1</b>	43.715	23.729 124.3	1:39.490	12 -	31.701 100.8	44.419	23.631 122.7	1:39.751	
3 -	31.436 98.4	43.701	23.537 123.9	1:38.674	13 -	31.579 99.9	44.336	23.546 123.4	1:39.461	
4 -	31.273 101.5	<b>43.543</b>	23.364 127.4	<b>1:38.180</b>	14 -	31.594 101.2	44.698	23.586 123.2	1:39.878	
5 -	31.919 102.0	44.036	24.141 126.0	1:40.096	15 -	31.787 97.5	44.271	23.878 122.3	1:39.936	
6 -	31.783 100.6	44.620	23.650 123.6	1:40.053	16 -	31.758 98.4	44.027	23.574 122.9	1:39.359	
7 -	<b>31.233</b> 100.5	43.825	23.445 123.9	1:38.503	17 -	31.345 100.3	44.793	24.215 126.7	1:40.353	
8 -	31.484 99.7	43.706	23.675 124.1	1:38.865	18 -	31.878 100.9	43.758	<b>23.337 127.9</b>	1:38.973	
9 -	31.440 100.6	43.898	23.407 123.4	1:38.745	19 -	32.218 98.3	44.442	23.981 124.1	1:40.641	
10 -	31.627 102.0	44.480	23.551 123.2	1:39.658						
5		Mark FULLALOVE								
1 -	33.854 102.1	44.247	23.611 125.0	1:41.712	7 -	30.823 102.3	<b>43.568</b>	23.575 122.7	1:37.966	
2 -	30.953 102.5	44.327	23.416 125.0	1:38.696	8 -	30.815 102.3	43.893	23.600 122.3	1:38.308	
3 -	<b>30.693 103.6</b>	44.684	23.548 <b>126.2</b>	1:38.925	9 -	31.233 100.9	43.883	23.454 122.5	1:38.570	
4 -	30.835 101.7	43.937	23.556 122.7	1:38.328	10 -	30.957 100.3	46.149	24.389 115.5	1:41.495	
5 -	30.896 102.3	43.599	23.361 122.7	1:37.856	11 -	32.143 95.3	48.145	ln	1:47.288 P	
6 -	30.938 101.5	43.602	<b>23.310</b> 123.2	<b>1:37.850</b>						
9		Rachel GREEN								
1 -	34.030 103.1	45.458	23.480 128.4	1:42.968	11 -	31.370 101.8	44.913	23.462 126.0	1:39.745	
2 -	31.522 103.1	44.414	<b>23.386</b> 126.0	1:39.322	12 -	31.132 102.3	43.973	23.451 127.2	1:38.556	
3 -	32.170 102.3	45.058	23.862 123.6	1:41.090	13 -	31.359 102.3	44.321	23.469 126.7	1:39.149	
4 -	31.248 100.9	44.126	24.121 122.9	1:39.495	14 -	31.095 <b>103.4</b>	44.074	23.589 125.3	1:38.758	
5 -	31.866 101.4	44.562	23.444 126.4	1:39.872	15 -	31.476 103.1	44.224	23.508 125.5	1:39.208	
6 -	31.163 102.6	44.768	23.516 126.4	1:39.447	16 -	31.178 <b>103.4</b>	<b>43.518</b>	23.480 126.4	<b>1:38.176</b>	
7 -	31.206 102.3	44.676	23.647 <b>129.1</b>	1:39.529	17 -	<b>31.071</b> 102.6	44.195	24.157 123.4	1:39.423	
8 -	31.295 103.2	44.217	24.120 123.6	1:39.632	18 -	31.465 102.0	43.918	23.982 126.0	1:39.365	
9 -	31.274 102.6	43.966	24.003 123.6	1:39.243	19 -	31.675 100.0	44.381	24.201 123.4	1:40.257	
10 -	31.779 101.5	44.016	23.891 127.2	1:39.686						
11		Carl WOODWISS								
1 -	34.747 100.5	45.602	<b>23.555 126.7</b>	1:43.904	8 -	32.571 97.8	46.101	24.079 120.5	1:42.751	
2 -	<b>31.854 100.8</b>	45.827	23.873 124.3	1:41.554	9 -	32.232 97.1	46.250	24.142 123.4	1:42.624	
3 -	32.003 98.1	44.685	23.956 123.4	<b>1:40.644</b>	10 -	32.286 97.8	44.748	24.398 124.1	1:41.432	
4 -	31.895 98.4	<b>44.654</b>	24.105 122.3	1:40.654	11 -	32.330 99.7	45.819	23.795 123.6	1:41.944	
5 -	32.217 98.0	46.005	23.892 123.6	1:42.114	12 -	32.094 98.1	45.420	25.449 120.5	1:42.963	
6 -	32.476 98.5	46.164	24.093 121.4	1:42.733	13 -	32.507 92.9	44.903	23.878 118.8	1:41.288	
7 -	32.070 96.8	46.186	24.197 122.5	1:42.453						
21		Peter RATCLIFF								
1 -	33.745 98.8	44.028	23.330 <b>128.9</b>	1:41.103	11 -	31.176 101.2	43.593	23.700 124.1	1:38.469	
2 -	31.131 101.2	44.586	23.358 126.0	1:39.075	12 -	31.392 102.0	43.642	23.383 123.9	1:38.417	
3 -	31.097 101.5	43.812	24.188 124.6	1:39.097	13 -	31.386 101.8	43.675	<b>23.256</b> 126.0	1:38.317	
4 -	31.139 100.9	43.852	23.289 125.3	1:38.280	14 -	31.259 102.5	44.211	23.524 123.2	1:38.994	
5 -	31.117 102.8	<b>43.396</b>	23.426 125.5	<b>1:37.939</b>	15 -	31.501 100.8	44.120	23.843 123.2	1:39.464	
6 -	31.053 102.1	43.718	23.504 124.1	1:38.275	16 -	31.628 100.8	44.067	23.796 122.7	1:39.491	
7 -	31.057 <b>103.7</b>	43.751	23.335 126.0	1:38.143	17 -	31.541 100.3	44.533	23.934 122.7	1:40.008	
8 -	31.098 101.7	43.715	23.463 124.3	1:38.276	18 -	31.598 101.1	44.690	23.917 122.7	1:40.205	
9 -	31.100 101.2	43.818	23.322 125.5	1:38.240	19 -	31.609 99.7	45.166	24.006 122.3	1:40.781	
10 -	<b>31.046</b> 101.8	43.664	23.356 124.8	1:38.066						
22		David MAYES								
1 -	33.453 99.0	44.644	23.667 121.2	1:41.764	11 -	30.992 100.8	43.602	23.566 121.2	1:38.160	
2 -	31.140 100.5	43.743	23.436 121.8	1:38.319	12 -	30.920 101.5	43.582	23.492 120.9	1:37.994	
3 -	31.136 99.6	43.858	23.433 121.6	1:38.427	13 -	<b>30.872 101.7</b>	43.590	23.576 120.5	1:38.038	
4 -	30.932 100.5	43.729	23.535 121.4	1:38.196	14 -	31.026 100.6	43.723	23.461 120.7	1:38.210	
5 -	30.883 101.1	43.795	23.325 121.4	1:38.003	15 -	31.072 100.5	43.633	23.739 121.4	1:38.444	
6 -	30.923 101.1	43.769	<b>23.319 122.1</b>	1:38.011	16 -	31.080 101.5	43.555	23.602 121.4	1:38.237	
7 -	31.162 100.5	43.686	23.438 121.4	1:38.286	17 -	31.017 100.8	43.741	23.444 121.6	1:38.202	
8 -	31.259 100.6	<b>43.540</b>	23.477 121.6	1:38.276	18 -	30.928 101.1	43.888	23.693 121.4	1:38.509	
9 -	30.909 101.1	43.565	23.367 121.2	<b>1:37.841</b>	19 -	31.161 100.5	43.740	23.467 121.2	1:38.368	
10 -	30.888 100.8	43.594	23.578 120.7	1:38.060						

Brands Hatch GP  
Circuit Length = 2.3009 miles  
Start: 15:45 End: 16:18

Weather / Track : Cloudy / Dry

# Avon Tyres Caterham Superlight Challenge

## RACE 1 - SECTOR ANALYSIS

<b>27</b>	<b>Chris CAPPUCCINI</b>										<b>Piranha Motor Racing</b>				
1 -	33.750	99.1	44.631	23.945	125.0	1:42.326	11 -	31.150	102.1	44.180	23.832	122.1	1:39.162		
2 -	31.906	101.8	44.179	23.516	126.2	1:39.601	12 -	31.302	100.5	44.241	23.718	122.7	1:39.261		
3 -	31.378	101.4	43.596	23.758	122.1	1:38.732	13 -	31.211	101.4	44.200	23.934	122.7	1:39.345		
4 -	31.621	98.0	44.085	23.440	126.4	1:39.146	14 -	31.431	100.9	44.360	23.604	122.3	1:39.395		
5 -	31.620	98.4	45.056	24.169	125.0	1:40.845	15 -	31.131	101.7	43.940	23.937	123.2	1:39.008		
6 -	31.508	102.8	43.815	23.599	124.6	1:38.922	16 -	31.935	102.0	44.379	23.677	125.5	1:39.991		
7 -	31.205	102.3	43.789	23.437	125.0	1:38.431	17 -	32.149	98.4	43.683	23.621	124.1	1:39.453		
8 -	31.059	102.3	<b>43.519</b>	23.444	<b>127.4</b>	<b>1:38.022</b>	18 -	31.170	102.0	43.910	23.431	126.0	1:38.511		
9 -	<b>31.004</b>	<b>104.4</b>	43.903	<b>23.360</b>	126.7	1:38.267	19 -	31.595	103.6	44.163	24.730	121.6	1:40.488		
10 -	31.320	104.0	44.104	23.573	123.9	1:38.997									
<b>46</b>	<b>Will MITCHAM</b>														
1 -	34.447	97.4	44.537	23.677	124.8	1:42.661	11 -	31.259	<b>102.9</b>	44.102	23.802	123.6	1:39.163		
2 -	31.314	101.2	44.219	23.586	125.7	1:39.119	12 -	31.401	102.0	44.212	23.609	125.7	1:39.222		
3 -	31.425	101.7	44.287	23.451	123.4	1:39.163	13 -	31.339	102.0	44.015	23.854	123.2	1:39.208		
4 -	31.294	100.2	44.337	23.554	124.6	1:39.185	14 -	31.536	100.5	44.587	23.491	124.6	1:39.614		
5 -	31.250	102.5	44.309	23.803	124.3	1:39.362	15 -	31.250	102.6	<b>43.734</b>	23.798	124.1	1:38.782		
6 -	31.162	102.3	43.888	23.492	123.6	1:38.542	16 -	31.583	101.2	44.343	23.789	122.5	1:39.715		
7 -	31.247	101.8	43.909	23.503	124.1	1:38.659	17 -	31.207	101.1	43.956	23.820	122.3	1:38.983		
8 -	31.136	102.8	43.795	<b>23.421</b>	123.6	<b>1:38.352</b>	18 -	31.220	101.5	44.158	23.592	122.3	1:38.970		
9 -	31.089	<b>102.9</b>	43.913	23.583	123.9	1:38.585	19 -	31.403	101.1	44.194	23.642	121.6	1:39.239		
10 -	<b>31.088</b>	102.3	44.650	23.585	<b>126.2</b>	1:39.323									
<b>48</b>	<b>Oliver JACKSON</b>										<b>Tag Vantis PLC</b>				
1 -	33.241	96.0	44.724	23.843	123.9	1:41.808	11 -	31.268	100.8	43.472	23.377	125.0	1:38.117		
2 -	31.168	100.0	43.880	23.458	124.6	1:38.506	12 -	31.392	99.4	43.901	23.643	123.2	1:38.936		
3 -	<b>31.078</b>	100.9	44.616	23.482	122.9	1:39.116	13 -	31.322	101.4	43.688	23.466	123.6	1:38.476		
4 -	31.416	102.5	43.861	23.492	126.7	1:38.769	14 -	31.568	100.9	44.698	<b>23.255</b>	124.8	1:39.521		
5 -	31.216	102.9	<b>43.438</b>	23.320	126.4	1:37.974	15 -	31.968	102.6	43.989	23.605	127.2	1:39.562		
6 -	31.061	<b>103.7</b>	43.615	23.353	126.0	1:38.029	16 -	31.708	94.8	44.134	23.579	126.4	1:39.421		
7 -	31.197	101.5	43.850	23.338	124.1	1:38.385	17 -	31.717	99.6	44.510	23.788	124.3	1:40.015		
8 -	31.082	100.8	43.465	23.318	126.0	<b>1:37.865</b>	18 -	31.772	98.7	44.644	23.737	125.7	1:40.153		
9 -	31.293	101.4	43.693	23.273	<b>127.6</b>	1:38.259	19 -	31.876	102.1	45.082	23.913	122.3	1:40.871		
10 -	31.091	102.1	43.664	23.346	123.6	1:38.101									
<b>49</b>	<b>Ronald JOHNSON</b>										<b>Oilfield Production Consultants Ltd</b>				
1 -	35.379	91.7	45.979	24.279	122.5	1:45.637	11 -	32.330	99.1	46.475	24.255	123.2	1:43.060		
2 -	32.412	<b>100.0</b>	44.817	24.098	123.2	1:41.327	12 -	32.771	95.3	44.897	26.024	120.1	1:43.692		
3 -	32.024	99.9	44.726	<b>24.020</b>	120.9	<b>1:40.770</b>	13 -	32.128	99.3	<b>44.636</b>	24.084	122.1	1:40.848		
4 -	32.117	99.3	44.957	24.214	122.7	1:41.288	14 -	32.286	98.0	45.279	24.405	120.7	1:41.970		
5 -	<b>31.905</b>	98.1	44.899	24.175	122.7	1:40.979	15 -	32.341	98.1	45.068	24.483	120.7	1:41.892		
6 -	32.273	99.7	45.882	24.291	122.3	1:42.446	16 -	32.303	97.8	44.912	24.472	121.2	1:41.687		
7 -	31.996	98.1	45.311	24.364	121.8	1:41.671	17 -	32.064	98.1	45.592	24.339	120.9	1:41.995		
8 -	32.493	98.5	46.563	24.061	<b>125.0</b>	1:43.117	18 -	32.247	97.4	45.657	24.535	119.4	1:42.439		
9 -	32.334	96.8	45.535	24.203	121.6	1:42.072	19 -	32.535	97.1	45.196	24.571	120.7	1:42.302		
10 -	32.022	96.7	45.071	24.458	121.2	1:41.551									
<b>66</b>	<b>Pat GORMLEY</b>														
1 -	34.354	96.6	44.610	23.449	124.6	1:42.413	11 -	31.821	101.5	45.461	In		1:44.505 P		
2 -	31.407	102.9	44.300	23.446	127.6	1:39.153	12 -	Out	102.0	44.373	23.767	122.1	2:46.513		
3 -	31.494	100.2	<b>43.609</b>	23.413	126.4	1:38.516	13 -	31.273	100.9	44.249	23.673	121.8	1:39.195		
4 -	31.446	96.0	44.226	<b>23.243</b>	<b>127.9</b>	1:38.915	14 -	31.906	101.8	44.495	24.475	122.1	1:40.876		
5 -	31.471	101.7	44.562	23.519	123.6	1:39.552	15 -	31.495	101.4	44.377	23.874	118.2	1:39.746		
6 -	<b>30.889</b>	<b>103.2</b>	43.711	23.519	122.5	<b>1:38.119</b>	16 -	31.532	91.7	45.809	23.747	121.8	1:41.088		
7 -	31.305	102.0	43.853	23.508	122.5	1:38.666	17 -	31.423	98.7	44.401	23.678	121.6	1:39.502		
8 -	31.027	102.5	43.970	23.554	122.7	1:38.551	18 -	31.373	100.9	45.216	25.501	91.9	1:42.090		
9 -	31.010	102.5	44.133	23.401	122.9	1:38.544	19 -	35.160	70.7	54.046	28.102	83.6	1:57.308		
10 -	30.966	102.6	44.142	23.462	123.4	1:38.570									
<b>73</b>	<b>Daniel DENIS</b>										<b>Matt Blyth Motorsport Ltd</b>				
1 -	34.425	91.7	45.819	23.403	129.6	1:43.647	11 -	31.533	102.3	44.567	23.385	123.6	1:39.485		
2 -	31.774	98.1	44.245	<b>23.255</b>	129.4	1:39.274	12 -	<b>31.095</b>	101.8	44.083	23.708	123.9	1:38.886		
3 -	32.314	98.7	45.081	23.615	122.9	1:41.010	13 -	31.430	103.6	43.986	23.346	122.9	1:38.762		

Brands Hatch GP  
Circuit Length = 2.3009 miles  
Start: 15:45 End: 16:18

Weather / Track : Cloudy / Dry

# Avon Tyres Caterham Superlight Challenge

## RACE 1 - SECTOR ANALYSIS

4 -	31.804	99.3	43.767	23.781	123.2	1:39.352	14 -	31.209	100.5	44.569	23.443	127.2	1:39.221
5 -	31.629	98.4	44.443	23.462	123.6	1:39.534	15 -	31.602	102.6	44.234	23.413	129.9	1:39.249
6 -	31.419	100.6	44.667	23.369	124.3	1:39.455	16 -	31.459	103.9	43.629	23.273	128.4	1:38.361
7 -	31.889	101.4	44.250	23.643	123.9	1:39.782	17 -	31.257	101.7	44.448	23.713	126.4	1:39.418
8 -	31.267	99.7	44.546	24.093	123.4	1:39.906	18 -	31.363	98.4	44.044	23.603	123.9	1:39.010
9 -	31.399	101.2	44.024	23.784	126.2	1:39.207	19 -	31.429	100.2	45.289	24.670	120.9	1:41.388
10 -	31.378	100.3	44.573	23.590	124.1	1:39.541							
<b>85</b>	<b>Robert SINGLETON</b>												
1 -	34.582	97.0	46.386	23.964	122.7	1:44.932	11 -	32.293	94.0	45.149	23.912	119.4	1:41.354
2 -	32.117	99.6	45.007	24.065	122.3	1:41.189	12 -	32.297	100.6	45.231	31.469	120.9	1:48.997
3 -	31.888	101.4	44.934	23.786	123.2	1:40.608	13 -	31.861	100.0	44.922	24.056	121.4	1:40.839
4 -	31.865	100.3	44.556	23.924	122.1	1:40.345	14 -	32.339	100.2	45.583	24.269	120.7	1:42.191
5 -	32.244	97.1	45.255	23.692	121.8	1:41.191	15 -	32.203	100.8	45.395	24.171	122.3	1:41.769
6 -	31.756	100.3	53.751	24.130	121.8	1:49.637	16 -	32.193	100.5	45.126	24.085	120.9	1:41.404
7 -	32.425	97.7	45.221	23.935	120.9	1:41.581	17 -	32.062	100.0	45.111	24.058	120.7	1:41.231
8 -	31.547	102.1	45.291	23.754	120.9	1:40.592	18 -	31.824	98.8	44.863	24.089	121.2	1:40.776
9 -	32.060	100.8	44.683	23.810	123.2	1:40.553	19 -	32.071	101.1	44.507	24.554	119.9	1:41.132
10 -	31.747	102.3	44.602	24.226	122.5	1:40.575							
<b>88</b>	<b>Patrick MAHER</b>												
1 -	34.406	97.3	45.499	23.984	125.5	1:43.889	11 -	31.585	100.2	44.671	23.775	123.9	1:40.031
2 -	31.771	98.8	44.758	23.759	122.1	1:40.288	12 -	31.606	101.2	44.523	23.936	122.7	1:40.065
3 -	31.536	98.3	44.618	23.984	124.3	1:40.138	13 -	31.773	100.8	44.749	23.937	121.2	1:40.459
4 -	31.331	98.8	44.266	23.701	123.6	1:39.298	14 -	31.726	98.8	44.707	24.533	120.1	1:40.966
5 -	31.707	99.7	44.513	23.775	123.4	1:39.995	15 -	31.853	98.8	45.365	24.985	121.8	1:42.203
6 -	31.268	99.0	44.444	23.836	123.2	1:39.548	16 -	31.566	100.0	44.928	24.494	120.3	1:40.988
7 -	31.501	99.7	44.558	23.732	123.6	1:39.791	17 -	31.905	98.8	44.789	24.504	119.9	1:41.198
8 -	31.367	100.2	44.721	23.994	123.9	1:40.082	18 -	31.821	99.0	44.998	24.390	121.2	1:41.209
9 -	31.549	99.4	44.371	24.058	121.8	1:39.978	19 -	32.552	96.8	45.667	24.765	116.1	1:42.984
10 -	31.499	100.8	44.437	23.834	122.3	1:39.770							

# Avon Tyres Caterham Superlight Challenge

## RACE 1 - SPEED TRAPS

SECTOR 1				SECTOR 2			FINISH LINE			
POS	NO	NAME	MPH	NO	NAME	MPH	NO	NAME	MPH	
1	27	Chris CAPPUCINI	104.4				73	Daniel DENIS	129.9	
2	73	Daniel DENIS	103.9				9	Rachel GREEN	129.1	
3	21	Peter RATCLIFF	103.7				21	Peter RATCLIFF	128.9	
4	48	Oliver JACKSON	103.7				2	Grahame TILLEY	127.9	
5	5	Mark FULLALOVE	103.6				66	Pat GORMLEY	127.9	
6	9	Rachel GREEN	103.4				48	Oliver JACKSON	127.6	
7	66	Pat GORMLEY	103.2				27	Chris CAPPUCINI	127.4	
8	2	Grahame TILLEY	103.1				11	Carl WOODWISS	126.7	
9	46	Will MITCHAM	102.9				5	Mark FULLALOVE	126.2	
10	85	Robert SINGLETON	102.3				46	Will MITCHAM	126.2	
11	22	David MAYES	101.7				88	Patrick MAHER	125.5	
12	88	Patrick MAHER	101.2				49	Ronald JOHNSON	125.0	
13	11	Carl WOODWISS	100.8				85	Robert SINGLETON	123.2	
14	49	Ronald JOHNSON	100.0				22	David MAYES	122.1	

Weather / Track : Cloudy / Dry

www.tsl-timing.com

Brands Hatch GP  
 Circuit Length = 2.3009 miles  
 Start: 15:45 End: 16:18

Printed - 16.20 Saturday, 12 July 2008

# Avon Tyres Caterham Superlight Challenge

## RACE 1 - BEST SECTOR TIMES

SECTOR 1			SECTOR 2			SECTOR 3			IDEAL / BEST COMPARISON						
POS	NO	NAME	TIME	NO	NAME	TIME	NO	NAME	TIME	POS	NO	NAME	IDEAL	BEST	DIFF
1	5	FULLALOVE	30.693	21	RATCLIFF	43.396	66	GORMLEY	23.243	1	5	FULLALOVE	1:37.571	1:37.850	0.279
2	22	MAYES	30.872	48	JACKSON	43.438	48	JACKSON	23.255	2	21	RATCLIFF	1:37.698	1:37.939	0.241
3	66	GORMLEY	30.889	9	GREEN	43.518	73	DENIS	23.255	3	48	JACKSON	1:37.711	1:37.865	0.154
4	27	CAPPUCCINI	31.004	27	CAPPUCCINI	43.519	21	RATCLIFF	23.256	4	22	MAYES	1:37.731	1:37.841	0.110
5	48	JACKSON	31.018	22	MAYES	43.540	5	FULLALOVE	23.310	5	66	GORMLEY	1:37.741	1:38.119	0.378
6	21	RATCLIFF	31.046	2	TILLEY	43.543	22	MAYES	23.319	6	27	CAPPUCCINI	1:37.883	1:38.022	0.139
7	9	GREEN	31.071	5	FULLALOVE	43.568	2	TILLEY	23.337	7	9	GREEN	1:37.975	1:38.176	0.201
8	46	MITCHAM	31.088	66	GORMLEY	43.609	27	CAPPUCCINI	23.360	8	73	DENIS	1:37.979	1:38.361	0.382
9	73	DENIS	31.095	73	DENIS	43.629	9	GREEN	23.386	9	2	TILLEY	1:38.113	1:38.180	0.067
10	2	TILLEY	31.233	46	MITCHAM	43.734	46	MITCHAM	23.421	10	46	MITCHAM	1:38.243	1:38.352	0.109
11	88	MAHER	31.268	88	MAHER	44.266	11	WOODWISS	23.555	11	88	MAHER	1:39.235	1:39.298	0.063
12	85	SINGLETON	31.547	85	SINGLETON	44.507	85	SINGLETON	23.692	12	85	SINGLETON	1:39.746	1:40.345	0.599
13	11	WOODWISS	31.854	49	JOHNSON	44.636	88	MAHER	23.701	13	11	WOODWISS	1:40.063	1:40.644	0.581
14	49	JOHNSON	31.905	11	WOODWISS	44.654	49	JOHNSON	24.020	14	49	JOHNSON	1:40.561	1:40.770	0.209
											Perfect Lap		1:37.332		

# Avon Tyres Caterham Superlight Challenge

## RACE 1 - LAP CHART

Lap 1			Lap 2			Lap 3			Lap 4			Lap 5		
No	Behind	Laptime	No	Behind	Laptime	No	Behind	Laptime	No	Behind	Laptime	No	Behind	Laptime
22		1:41.764	22		1:38.319	22		1:38.427	22		1:38.196	22		1:38.003
48	0.543	1:41.808	48	0.730	1:38.506	48	1.419	1:39.116	5	1.827	1:38.328	5	1.680	1:37.856
5	0.820	1:41.712	5	1.197	1:38.696	5	1.695	1:38.925	48	1.992	1:38.769	48	1.963	1:37.974
27	0.913	1:42.326	21	1.777	1:39.075	21	2.447	1:39.097	21	2.531	1:38.280	21	2.467	1:37.939
21	1.021	1:41.103	27	2.195	1:39.601	27	2.500	1:38.732	27	3.450	1:39.146	66	5.054	1:39.552
46	1.825	1:42.661	46	2.625	1:39.119	66	2.786	1:38.516	66	3.505	1:38.915	46	5.709	1:39.362
66	1.863	1:42.413	66	2.697	1:39.153	46	3.361	1:39.163	46	4.350	1:39.185	27	6.292	1:40.845
2	2.981	1:43.687	2	4.152	1:39.490	2	4.399	1:38.674	2	4.383	1:38.180	2	6.476	1:40.096
9	3.199	1:42.968	9	4.202	1:39.322	9	6.865	1:41.090	73	8.071	1:39.352	73	9.602	1:39.534
73	3.377	1:43.647	73	4.332	1:39.274	73	6.915	1:41.010	9	8.164	1:39.495	9	10.033	1:39.872
88	4.182	1:43.889	88	6.151	1:40.288	88	7.862	1:40.138	88	8.964	1:39.298	88	10.956	1:39.995
11	4.385	1:43.904	11	7.620	1:41.554	11	9.837	1:40.644	11	12.295	1:40.654	85	15.812	1:41.191
85	5.424	1:44.932	85	8.294	1:41.189	85	10.475	1:40.608	85	12.624	1:40.345	11	16.406	1:42.114
49	5.997	1:45.637	49	9.005	1:41.327	49	11.348	1:40.770	49	14.440	1:41.288	49	17.416	1:40.979

# Avon Tyres Caterham Superlight Challenge

## RACE 1 - LAP CHART

Lap 6			Lap 7			Lap 8			Lap 9			Lap 10		
No	Behind	Laptime	No	Behind	Laptime	No	Behind	Laptime	No	Behind	Laptime	No	Behind	Laptime
22		1:38.011	22		1:38.286	22		1:38.276	22		1:37.841	22		1:38.060
5	1.519	1:37.850	5	1.199	1:37.966	5	1.231	1:38.308	5	1.960	1:38.570	48	2.128	1:38.101
48	1.981	1:38.029	48	2.080	1:38.385	48	1.669	1:37.865	48	2.087	1:38.259	21	2.993	1:38.066
21	2.731	1:38.275	21	2.588	1:38.143	21	2.588	1:38.276	21	2.987	1:38.240	5	5.395	1:41.495
66	5.162	1:38.119	66	5.542	1:38.666	66	5.817	1:38.551	66	6.520	1:38.544	66	7.030	1:38.570
46	6.240	1:38.542	46	6.613	1:38.659	46	6.689	1:38.352	46	7.433	1:38.585	27	8.457	1:38.997
27	7.203	1:38.922	27	7.348	1:38.431	27	7.094	1:38.022	27	7.520	1:38.267	46	8.696	1:39.323
2	8.518	1:40.053	2	8.735	1:38.503	2	9.324	1:38.865	2	10.228	1:38.745	2	11.826	1:39.658
73	11.046	1:39.455	73	12.542	1:39.782	9	14.068	1:39.632	9	15.470	1:39.243	73	17.019	1:39.541
9	11.469	1:39.447	9	12.712	1:39.529	73	14.172	1:39.906	73	15.538	1:39.207	9	17.096	1:39.686
88	12.493	1:39.548	88	13.998	1:39.791	88	15.804	1:40.082	88	17.941	1:39.978	88	19.651	1:39.770
11	21.128	1:42.733	49	25.236	1:41.671	11	29.770	1:42.751	49	34.308	1:42.072	49	37.799	1:41.551
49	21.851	1:42.446	11	25.295	1:42.453	49	30.077	1:43.117	11	34.553	1:42.624	11	37.925	1:41.432
85	27.438	1:49.637	85	30.733	1:41.581	85	33.049	1:40.592	85	35.761	1:40.553	85	38.276	1:40.575

# Avon Tyres Caterham Superlight Challenge

## RACE 1 - LAP CHART

Lap 11			Lap 12			Lap 13			Lap 14			Lap 15		
No	Behind	Laptime	No	Behind	Laptime	No	Behind	Laptime	No	Behind	Laptime	No	Behind	Laptime
22		1:38.160	22		1:37.994	22		1:38.038	22		1:38.210	22		1:38.444
48	2.085	1:38.117	48	3.027	1:38.936	48	3.465	1:38.476	48	4.776	1:39.521	21	5.808	1:39.464
21	3.302	1:38.469	21	3.725	1:38.417	21	4.004	1:38.317	21	4.788	1:38.994	48	5.894	1:39.562
27	9.459	1:39.162	27	10.726	1:39.261	27	12.033	1:39.345	27	13.218	1:39.395	27	13.782	1:39.008
46	9.699	1:39.163	46	10.927	1:39.222	46	12.097	1:39.208	46	13.501	1:39.614	46	13.839	1:38.782
66	13.375	1:44.505	2	15.441	1:39.751	2	16.864	1:39.461	2	18.532	1:39.878	2	20.024	1:39.936
2	13.684	1:40.018	73	19.236	1:38.886	73	19.960	1:38.762	9	20.902	1:38.758	9	21.666	1:39.208
5	14.523	1:47.288	9	19.243	1:38.556	9	20.354	1:39.149	73	20.971	1:39.221	73	21.776	1:39.249
73	18.344	1:39.485	88	23.593	1:40.065	88	26.014	1:40.459	88	28.770	1:40.966	88	32.529	1:42.203
9	18.681	1:39.745	11	46.678	1:42.963	11	49.928	1:41.288	49	54.967	1:41.970	49	58.415	1:41.892
88	21.522	1:40.031	49	48.397	1:43.692	49	51.207	1:40.848	85	59.255	1:42.191	85	1:02.580	1:41.769
85	41.470	1:41.354	85	52.473	1:48.997	85	55.274	1:40.839	66	1:25.717	1:40.876	66	1:27.019	1:39.746
11	41.709	1:41.944	66	1:21.894	2:46.513 P	66	1:23.051	1:39.195						
49	42.699	1:43.060												

# Avon Tyres Caterham Superlight Challenge

## RACE 1 - LAP CHART

Lap 16			Lap 17			Lap 18			Lap 19		
No	Behind	Laptime	No	Behind	Laptime	No	Behind	Laptime	No	Behind	Laptime
22		1:38.237	22		1:38.202	22		1:38.509	22		1:38.368
21	7.062	1:39.491	21	8.868	1:40.008	48	10.535	1:40.153	21	12.977	1:40.781
48	7.078	1:39.421	48	8.891	1:40.015	21	10.564	1:40.205	48	13.038	1:40.871
46	15.317	1:39.715	46	16.098	1:38.983	46	16.559	1:38.970	46	17.430	1:39.239
27	15.536	1:39.991	27	16.787	1:39.453	27	16.789	1:38.511	27	18.909	1:40.488
2	21.146	1:39.359	9	22.826	1:39.423	73	23.617	1:39.010	9	25.571	1:40.257
9	21.605	1:38.176	73	23.116	1:39.418	9	23.682	1:39.365	2	26.034	1:40.641
73	21.900	1:38.361	2	23.297	1:40.353	2	23.761	1:38.973	73	26.637	1:41.388
88	35.280	1:40.988	88	38.276	1:41.198	88	40.976	1:41.209	88	45.592	1:42.984
49	1:01.865	1:41.687	49	1:05.658	1:41.995	49	1:09.588	1:42.439	49	1:13.522	1:42.302
85	1:05.747	1:41.404	85	1:08.776	1:41.231	85	1:11.043	1:40.776	85	1:13.807	1:41.132
66	1:29.870	1:41.088	66	1:31.170	1:39.502	66	1:34.751	1:42.090	66	1:53.691	1:57.308


# Avon Tyres Caterham Superlight Challenge

## RACE 1 - POSITION CHART

No	Name	Laps Pos																			
			1	2	3	4	5	6	7	8	9	10	11	12	13	14	15	16	17	18	19
22	MAYES	1	22	22	22	22	22	22	22	22	22	22	22	22	22	22	22	22	22	22	
48	JACKSON	2	48	48	48	5	5	5	5	5	5	48	48	48	48	48	21	21	21	48	21
5	FULLALOVE	3	5	5	5	48	48	48	48	48	48	21	21	21	21	21	48	48	48	21	48
27	CAPPUCCINI	4	27	21	21	21	21	21	21	21	21	5	27	27	27	27	27	46	46	46	46
21	RATCLIFF	5	21	27	27	27	66	66	66	66	66	66	46	46	46	46	46	27	27	27	27
46	MITCHAM	6	46	46	66	66	46	46	46	46	46	27	66	2	2	2	2	2	9	73	9
66	GORMLEY	7	66	66	46	46	27	27	27	27	27	46	2	73	73	9	9	9	73	9	2
2	TILLEY	8	2	2	2	2	2	2	2	2	2	2	5	9	9	73	73	73	2	2	73
9	GREEN	9	9	9	9	73	73	73	73	9	9	73	73	88	88	88	88	88	88	88	88
73	DENIS	10	73	73	73	9	9	9	9	9	73	73	9	9	11	11	49	49	49	49	49
88	MAHER	11	88	88	88	88	88	88	88	88	88	88	88	49	49	85	85	85	85	85	85
11	WOODWISS	12	11	11	11	11	85	11	49	11	49	49	85	85	85	66	66	66	66	66	66
85	SINGLETON	13	85	85	85	85	11	49	11	49	11	11	11	66	66						
49	JOHNSON	14	49	49	49	49	49	85	85	85	85	85	49								

# Avon Tyres Caterham Superlight Challenge

## RACE 7 - GRID

ROW 7	11   Carl WOODWISS	5   Mark FULLALOVE
ROW 6	85   Robert SINGLETON	66   Pat GORMLEY
ROW 5	88   Patrick MAHER	49   Ronald JOHNSON
ROW 4	2   Grahame TILLEY	73   Daniel DENIS
ROW 3	27   Chris CAPPUCINI	9   Rachel GREEN
ROW 2	48   Oliver JACKSON	46   Will MITCHAM
ROW 1	22   David MAYES	21   Peter RATCLIFF
<b>Pole</b>		
		

Brands Hatch GP  
Circuit Length = 2.3009 miles

**These results are provisional until the conclusion of any judicial and technical matters.**

Clerk of Course :		Timekeeper :
-------------------	--	--------------

# Avon Tyres Caterham Superlight Challenge

## RACE 7 - CLASSIFICATION - AMENDED

POS	NO	CL	NAME	ENTRY	LAPS	TIME	GAP	DIFF	MPH	BEST	ON
1	22		David MAYES	Caterham Superlight - IDGN Signs	18	31:26.864			79.01	1:37.954	7
2	9		Rachel GREEN	Caterham Superlight - Gamma Aviation/Mo	18	31:38.996	12.132	12.132	78.51	1:38.321	9
3	46		Will MITCHAM	Caterham Superlight -	18	31:40.920	14.056	1.924	78.43	1:38.532	10
4	21		Peter RATCLIFF	Caterham Superlight -	18	31:43.085	16.221	2.165	78.34	1:38.142	10
5	2		Grahame TILLEY	Caterham Superlight - Tecserve UK	18	31:46.213	19.349	3.128	78.21	1:38.573	16
6	73		Daniel DENIS	Caterham Superlight - Matt Blyth Motorspor	18	31:58.456	31.592	12.243	77.71	1:39.065	7
7	88		Patrick MAHER	Caterham Superlight -	18	32:00.107	33.243	1.651	77.65	1:39.312	12
8	85		Robert SINGLETON	Caterham Superlight -	18	32:04.803	37.939	4.696	77.46	1:39.487	12
9	11		Carl WOODWISS	Caterham Superlight - CSH Finance Ltd	18	32:14.723	47.859	9.920	77.06	1:40.316	15
10	49		Ronald JOHNSON	Caterham Superlight - Oilfield Production C	18	32:15.284	48.420	0.561	77.04	1:40.197	16

### NOT CLASSIFIED

DQ	5		Mark FULLALOVE	Caterham Superlight -	18	32:32.961	1:06.097	17.677	76.34	1:38.367	15
DNF	48		Oliver JACKSON	Caterham Superlight - Tag Vantis PLC	4	8:32.638	14 laps	14 laps	64.63	1:38.590	4
DNF	27		Chris CAPPUCCINI	Caterham Superlight - Piranha Motor Racin	3	6:55.266	15 laps	1 lap	59.83	1:41.889	1
DNF	66		Pat GORMLEY	Caterham Superlight -	0	04.977					

### FASTEST LAP

	22		David MAYES	Caterham Superlight - IDGN Signs	7	1:37.954		84.56 mph		136.08 kph	
--	----	--	-------------	----------------------------------	---	----------	--	-----------	--	------------	--

Car 5 - driving in a manner incompatible with general safety C(d)-1(e). MSA reg B29 excluded from the result

Brands Hatch GP  
Circuit Length = 2.3009 miles  
Start: 12:19 End: 12:52

Weather / Track : Bright / Dry

These results are provisional until the conclusion of any judicial and technical matters.

Clerk of Course :		Timekeeper :
-------------------	--	--------------

# Avon Tyres Caterham Superlight Challenge

## RACE 7 - SECTOR ANALYSIS

2		Grahame TILLEY				Tecserve UK							
1 -	34.588	99.6	45.244	23.901	120.9	1:43.733	10 -	31.534	100.3	44.234	23.435	122.1	1:39.203
2 -	44.480	50.6	1:17.728	40.248	53.8	2:42.456	11 -	31.360	100.9	44.212	23.471	122.7	1:39.043
3 -	51.357	46.4	1:02.603	32.180	124.1	2:26.140	12 -	31.173	101.5	44.227	23.583	121.6	1:38.983
4 -	31.389	100.3	45.027	23.506	124.3	1:39.922	13 -	31.733	100.5	44.263	23.517	122.5	1:39.513
5 -	31.133	101.1	44.946	23.954	125.0	1:40.033	14 -	31.292	98.4	44.034	23.404	122.7	1:38.730
6 -	32.001	98.3	44.337	23.337	127.6	1:39.675	15 -	31.478	101.4	44.079	23.595	121.6	1:39.152
7 -	31.610	94.7	44.012	23.307	125.5	1:38.929	16 -	31.078	102.3	43.980	23.515	122.5	1:38.573
8 -	31.398	101.2	44.197	23.479	122.1	1:39.074	17 -	31.437	101.8	44.374	23.631	122.1	1:39.442
9 -	31.679	100.8	45.022	23.459	123.9	1:40.160	18 -	31.438	100.6	44.113	23.620	122.3	1:39.171
5		Mark FULLALOVE											
1 -	34.019	103.4	44.862	23.700	122.9	1:42.581	10 -	31.165	101.2	43.824	23.605	122.1	1:38.594
2 -	43.817	54.3	1:18.014	40.361	54.2	2:42.192	11 -	31.008	101.7	44.209	23.688	121.8	1:38.905
3 -	51.210	48.9	1:02.654	31.817	126.0	2:25.681	12 -	31.319	101.1	44.091	23.608	121.6	1:39.018
4 -	31.220	99.1	46.827	In		1:41.384 P	13 -	31.190	101.4	44.041	23.664	121.2	1:38.895
5 -	Out	101.2	44.843	23.898	118.6	2:30.532	14 -	31.083	101.1	43.972	23.606	121.8	1:38.661
6 -	31.128	100.6	44.363	23.622	121.8	1:39.113	15 -	31.107	101.4	43.753	23.507	122.1	1:38.367
7 -	31.165	101.5	44.173	23.623	121.8	1:38.961	16 -	31.019	102.6	44.529	23.618	121.8	1:39.166
8 -	31.188	100.9	44.018	23.670	122.1	1:38.876	17 -	30.970	101.5	44.081	23.544	121.8	1:38.595
9 -	31.161	100.5	44.194	23.551	121.4	1:38.906	18 -	31.497	100.0	44.198	23.674	121.2	1:39.369
9		Rachel GREEN				Gamma Aviation/Motionwear/Bookatrack							
1 -	34.107	101.5	44.094	23.317	126.9	1:41.518	10 -	31.100	102.6	43.653	23.674	124.8	1:38.427
2 -	44.000	66.9	1:18.219	40.198	57.4	2:42.417	11 -	31.527	101.8	43.628	23.531	123.6	1:38.686
3 -	51.105	57.8	1:03.061	32.199	127.6	2:26.365	12 -	31.585	102.3	43.617	23.507	124.1	1:38.709
4 -	31.343	101.2	43.902	23.218	129.1	1:38.463	13 -	31.129	103.1	43.715	23.610	124.1	1:38.454
5 -	31.430	98.8	44.264	23.653	122.5	1:39.347	14 -	31.406	102.5	43.956	23.586	124.3	1:38.948
6 -	31.479	104.7	44.109	23.702	125.3	1:39.290	15 -	31.466	101.5	44.080	23.706	122.5	1:39.252
7 -	31.262	101.5	44.479	23.339	126.0	1:39.080	16 -	31.418	103.1	44.053	23.575	123.6	1:39.046
8 -	31.749	102.0	44.428	23.636	124.1	1:39.813	17 -	31.387	101.4	43.906	23.729	123.4	1:39.022
9 -	31.095	102.3	43.440	23.786	123.9	1:38.321	18 -	31.697	102.6	44.128	23.978	113.6	1:39.803
11		Carl WOODWISS				CSH Finance Ltd							
1 -	34.442	100.0	45.487	24.104	122.5	1:44.033	10 -	33.022	95.6	45.319	23.908	122.1	1:42.249
2 -	45.116	51.1	1:17.926	40.089	50.8	2:43.131	11 -	32.429	97.0	44.643	23.971	122.3	1:41.043
3 -	52.895	55.4	1:02.064	31.667	122.9	2:26.626	12 -	31.918	100.8	45.403	24.192	121.8	1:41.513
4 -	31.773	97.7	44.713	23.962	124.1	1:40.448	13 -	32.018	100.6	45.005	23.852	122.1	1:40.875
5 -	31.989	101.1	44.673	23.812	124.8	1:40.474	14 -	31.623	100.3	44.914	23.896	122.1	1:40.433
6 -	32.688	96.1	44.511	24.014	124.1	1:41.213	15 -	31.546	100.6	44.724	24.046	122.1	1:40.316
7 -	32.550	97.8	44.583	23.941	122.5	1:41.074	16 -	32.314	93.2	45.430	24.162	121.4	1:41.906
8 -	31.920	99.9	44.653	24.093	120.5	1:40.666	17 -	32.122	98.3	44.660	23.975	122.9	1:40.757
9 -	32.237	92.7	45.319	24.094	122.3	1:41.650	18 -	31.581	101.1	44.854	24.348	108.2	1:40.783
21		Peter RATCLIFF											
1 -	33.881	97.4	44.014	23.711	122.9	1:41.606	10 -	31.162	103.1	43.643	23.337	125.3	1:38.142
2 -	43.163	60.3	1:18.357	40.254	57.4	2:41.774	11 -	33.647	103.2	44.143	23.677	123.9	1:41.467
3 -	50.988	58.0	1:03.399	32.717	123.4	2:27.104	12 -	31.315	102.3	43.988	23.409	124.8	1:38.712
4 -	31.186	99.7	43.646	23.426	122.9	1:38.258	13 -	31.215	101.8	44.061	23.576	124.1	1:38.852
5 -	31.219	100.9	44.781	24.042	121.8	1:40.042	14 -	31.366	102.1	44.085	23.864	122.3	1:39.315
6 -	31.218	99.7	44.235	23.746	122.7	1:39.199	15 -	31.427	102.5	44.340	23.631	122.9	1:39.398
7 -	31.266	101.2	44.350	23.578	122.5	1:39.194	16 -	31.457	101.4	44.057	23.538	122.9	1:39.052
8 -	31.743	99.3	44.747	23.459	127.4	1:39.949	17 -	31.624	101.2	44.203	23.673	122.3	1:39.500
9 -	31.420	101.4	43.745	23.618	124.3	1:38.783	18 -	31.537	101.1	44.258	23.621	111.1	1:39.416
22		David MAYES				IDGN Signs							
1 -	33.451	99.1	43.668	23.743	110.9	1:40.862	10 -	31.120	101.5	43.788	23.578	120.9	1:38.486
2 -	42.532	58.8	1:18.852	39.815	53.3	2:41.199	11 -	31.029	100.8	43.733	23.661	120.9	1:38.423
3 -	49.626	62.3	1:05.175	32.906	121.2	2:27.707	12 -	31.044	100.9	43.465	23.589	120.7	1:38.098
4 -	31.144	101.2	43.745	23.487	122.1	1:38.376	13 -	31.126	100.6	43.576	23.477	120.7	1:38.179
5 -	30.865	100.6	44.075	23.451	120.9	1:38.391	14 -	31.019	101.2	43.661	23.452	120.5	1:38.132
6 -	30.981	101.1	43.609	23.547	121.2	1:38.137	15 -	30.996	100.6	43.856	23.443	121.2	1:38.295
7 -	30.880	101.4	43.701	23.373	120.7	1:37.954	16 -	31.058	101.8	43.882	23.545	120.5	1:38.485
8 -	30.991	100.6	43.758	23.469	121.2	1:38.218	17 -	31.026	101.4	44.025	23.515	121.4	1:38.566

Brands Hatch GP  
Circuit Length = 2.3009 miles  
Start: 12:19 End: 12:52

Weather / Track : Bright / Dry

# Avon Tyres Caterham Superlight Challenge

## RACE 7 - SECTOR ANALYSIS

9 -	30.809	100.9	43.655	23.583	120.3	1:38.047	18 -	31.074	101.5	43.671	23.523	120.1	1:38.268
<b>27</b>	<b>Chris CAPPUCCINI</b>						<b>Piranha Motor Racing</b>						
1 -	34.171	98.7	44.188	23.530	124.8	1:41.889	3 -	51.036	56.2	1:02.924	32.070	123.9	2:26.030
2 -	44.666	62.0	1:18.169	40.334	56.0	2:43.169							
<b>46</b>	<b>Will MITCHAM</b>												
1 -	33.531	99.4	44.048	23.791	120.5	1:41.370	10 -	31.311	102.6	43.695	23.526	122.9	1:38.532
2 -	42.439	55.8	1:18.532	40.167	58.8	2:41.138	11 -	31.197	101.7	44.044	23.590	122.9	1:38.831
3 -	51.068	64.8	1:03.461	32.639	121.4	2:27.168	12 -	31.166	102.1	43.897	23.679	122.5	1:38.742
4 -	31.613	101.2	44.200	23.609	123.9	1:39.422	13 -	31.316	102.1	43.939	23.594	122.5	1:38.849
5 -	31.189	102.3	45.261	23.549	123.2	1:39.999	14 -	31.413	101.4	43.996	23.746	122.5	1:39.155
6 -	31.339	102.0	44.521	23.576	123.9	1:39.436	15 -	31.355	102.1	43.944	23.681	122.1	1:38.980
7 -	31.291	102.5	44.176	23.656	123.2	1:39.123	16 -	31.253	102.5	44.021	23.785	122.5	1:39.059
8 -	31.519	99.7	44.726	23.743	123.2	1:39.988	17 -	31.427	101.5	44.114	23.891	122.9	1:39.432
9 -	31.213	102.6	43.779	23.592	125.0	1:38.584	18 -	31.525	101.8	44.388	23.689	122.9	1:39.602
<b>48</b>	<b>Oliver JACKSON</b>						<b>Tag Vantis PLC</b>						
1 -	34.329	96.8	43.986	23.339	125.0	1:41.654	3 -	50.816	56.9	1:03.432	32.348	126.7	2:26.596
2 -	43.521	63.9	1:18.394	40.170	59.1	2:42.085	4 -	31.480	99.1	43.831	23.279	127.2	1:38.590
<b>49</b>	<b>Ronald JOHNSON</b>						<b>Oilfield Production Consultants Ltd</b>						
1 -	35.553	94.1	45.546	24.209	121.6	1:45.308	10 -	32.094	98.8	44.777	23.999	121.6	1:40.870
2 -	44.847	50.8	1:17.612	40.381	50.5	2:42.840	11 -	32.268	98.7	44.738	24.278	120.1	1:41.284
3 -	52.636	52.7	1:02.140	31.596	123.6	2:26.372	12 -	32.428	97.7	44.937	24.133	121.4	1:41.498
4 -	31.863	100.6	45.175	23.986	122.5	1:41.024	13 -	32.027	101.2	44.867	24.010	121.2	1:40.904
5 -	32.147	99.0	44.947	23.845	123.2	1:40.939	14 -	31.924	98.5	44.480	23.997	122.5	1:40.401
6 -	32.016	99.3	45.037	24.544	121.6	1:41.597	15 -	31.801	99.7	44.838	24.008	121.4	1:40.647
7 -	31.798	97.5	45.114	24.229	120.1	1:41.141	16 -	31.703	99.3	44.482	24.012	125.7	1:40.197
8 -	32.217	97.8	45.074	24.042	121.8	1:41.333	17 -	32.847	98.4	44.618	23.942	123.2	1:41.407
9 -	32.165	99.3	45.107	24.348	120.7	1:41.620	18 -	31.755	99.6	44.808	23.966	123.4	1:40.529
<b>73</b>	<b>Daniel DENIS</b>						<b>Matt Blyth Motorsport Ltd</b>						
1 -	34.460	96.6	44.965	23.764	117.5	1:43.189	10 -	31.942	98.5	44.459	23.587	124.1	1:39.988
2 -	44.861	49.0	1:17.684	40.066	51.1	2:42.611	11 -	31.512	99.0	44.387	23.566	123.6	1:39.465
3 -	51.459	45.3	1:02.625	31.913	126.4	2:25.997	12 -	31.526	98.4	44.442	23.670	122.9	1:39.638
4 -	31.467	99.1	44.526	23.710	123.6	1:39.703	13 -	31.686	98.3	44.603	23.920	121.8	1:40.209
5 -	31.342	97.1	45.006	23.585	123.4	1:39.933	14 -	31.820	98.3	44.749	24.183	122.3	1:40.752
6 -	31.656	99.4	44.415	23.564	123.4	1:39.635	15 -	31.986	98.7	44.729	24.167	122.7	1:40.882
7 -	31.606	100.3	43.991	23.468	123.6	1:39.065	16 -	31.788	99.0	45.240	23.869	120.7	1:40.897
8 -	31.651	99.9	44.239	23.359	127.6	1:39.249	17 -	31.890	98.4	45.075	23.933	121.2	1:40.898
9 -	31.891	101.7	44.458	23.654	122.9	1:40.003	18 -	31.929	96.6	45.335	24.073	120.9	1:41.337
<b>85</b>	<b>Robert SINGLETON</b>						<b>Matt Blyth Motorsport Ltd</b>						
1 -	34.137	90.2	45.548	23.922	121.4	1:43.607	10 -	31.579	102.0	44.294	23.973	122.9	1:39.846
2 -	44.832	49.6	1:17.806	40.018	49.5	2:42.656	11 -	31.529	101.1	44.092	24.005	120.9	1:39.626
3 -	51.477	43.3	1:02.687	32.029	124.1	2:26.193	12 -	31.353	101.4	44.392	23.742	122.3	1:39.487
4 -	31.746	98.4	44.720	24.599	119.9	1:41.065	13 -	32.066	95.3	44.519	23.742	125.5	1:40.327
5 -	32.789	99.3	44.689	23.627	125.0	1:41.105	14 -	31.709	102.1	44.207	24.108	119.9	1:40.024
6 -	31.696	91.2	44.738	23.765	125.3	1:40.199	15 -	31.884	102.0	43.962	24.096	124.6	1:39.942
7 -	31.626	97.5	44.479	23.914	122.9	1:40.019	16 -	31.893	102.5	44.183	24.463	123.9	1:40.539
8 -	31.632	96.1	44.560	23.642	121.4	1:39.834	17 -	31.300	101.2	50.285	24.093	120.1	1:45.678
9 -	31.802	101.7	44.542	23.735	120.7	1:40.079	18 -	31.521	102.5	44.218	23.859	121.6	1:39.598
<b>88</b>	<b>Patrick MAHER</b>						<b>Matt Blyth Motorsport Ltd</b>						
1 -	34.559	94.8	45.820	23.603	128.1	1:43.982	10 -	31.733	100.5	44.235	23.997	124.8	1:39.965
2 -	45.625	52.0	1:17.825	40.048	50.3	2:43.498	11 -	31.630	99.6	44.161	23.739	125.5	1:39.530
3 -	51.833	45.6	1:02.076	32.183	123.2	2:26.092	12 -	31.509	101.8	44.248	23.555	126.9	1:39.312
4 -	31.342	97.3	44.818	24.065	122.3	1:40.225	13 -	31.513	97.5	44.552	23.938	121.8	1:40.003
5 -	31.623	99.4	45.105	24.003	122.3	1:40.731	14 -	32.245	100.9	44.231	23.679	123.4	1:40.155
6 -	31.815	99.9	44.653	23.859	120.9	1:40.327	15 -	31.352	100.2	44.390	24.136	122.9	1:39.878
7 -	31.552	100.6	44.552	23.930	122.1	1:40.034	16 -	31.549	101.2	44.500	24.101	122.3	1:40.150
8 -	31.701	100.6	45.181	23.871	123.9	1:40.753	17 -	31.616	99.7	44.739	24.073	121.6	1:40.428
9 -	31.558	99.0	44.485	23.687	125.5	1:39.730	18 -	32.038	99.6	44.730	23.873	121.8	1:40.641

Brands Hatch GP  
Circuit Length = 2.3009 miles  
Start: 12:19 End: 12:52

Weather / Track : Bright / Dry

# Avon Tyres Caterham Superlight Challenge

## RACE 7 - SPEED TRAPS

SECTOR 1				SECTOR 2			FINISH LINE			
POS	NO	NAME	MPH	NO	NAME	MPH	NO	NAME	MPH	
1	9	Rachel GREEN	104.7				9	Rachel GREEN	129.1	
2	5	Mark FULLALOVE	103.4				88	Patrick MAHER	128.1	
3	21	Peter RATCLIFF	103.2				2	Grahame TILLEY	127.6	
4	46	Will MITCHAM	102.6				73	Daniel DENIS	127.6	
5	48	Oliver JACKSON	102.6				21	Peter RATCLIFF	127.4	
6	85	Robert SINGLETON	102.5				48	Oliver JACKSON	127.2	
7	2	Grahame TILLEY	102.3				5	Mark FULLALOVE	126.0	
8	22	David MAYES	101.8				49	Ronald JOHNSON	125.7	
9	88	Patrick MAHER	101.8				85	Robert SINGLETON	125.5	
10	73	Daniel DENIS	101.7				46	Will MITCHAM	125.0	
11	49	Ronald JOHNSON	101.2				11	Carl WOODWISS	124.8	
12	11	Carl WOODWISS	101.1				27	Chris CAPPUCINI	124.8	
13	27	Chris CAPPUCINI	100.3				22	David MAYES	122.1	

Weather / Track : Bright / Dry

www.tsl-timing.com

Brands Hatch GP  
 Circuit Length = 2.3009 miles  
 Start: 12:19 End: 12:52

Printed - 12:54 Sunday, 13 July 2008

# Avon Tyres Caterham Superlight Challenge

## RACE 7 - BEST SECTOR TIMES

SECTOR 1			SECTOR 2			SECTOR 3			IDEAL / BEST COMPARISON						
POS	NO	NAME	TIME	NO	NAME	TIME	NO	NAME	TIME	POS	NO	NAME	IDEAL	BEST	DIFF
1	22	MAYES	30.809	9	GREEN	43.440	9	GREEN	23.218	1	22	MAYES	1:37.647	1:37.954	0.307
2	5	FULLALOVE	30.970	22	MAYES	43.465	48	JACKSON	23.279	2	9	GREEN	1:37.753	1:38.321	0.568
3	2	TILLEY	31.078	21	RATCLIFF	43.643	2	TILLEY	23.307	3	21	RATCLIFF	1:38.142	1:38.142	0.000
4	9	GREEN	31.095	46	MITCHAM	43.695	21	RATCLIFF	23.337	4	5	FULLALOVE	1:38.230	1:38.367	0.137
5	21	RATCLIFF	31.162	5	FULLALOVE	43.753	73	DENIS	23.359	5	2	TILLEY	1:38.365	1:38.573	0.208
6	46	MITCHAM	31.166	48	JACKSON	43.831	22	MAYES	23.373	6	46	MITCHAM	1:38.387	1:38.532	0.145
7	85	SINGLETON	31.300	85	SINGLETON	43.962	5	FULLALOVE	23.507	7	48	JACKSON	1:38.575	1:38.590	0.015
8	73	DENIS	31.342	2	TILLEY	43.980	46	MITCHAM	23.526	8	73	DENIS	1:38.692	1:39.065	0.373
9	88	MAHER	31.342	73	DENIS	43.991	27	CAPPUCCINI	23.530	9	85	SINGLETON	1:38.889	1:39.487	0.598
10	48	JACKSON	31.465	88	MAHER	44.161	88	MAHER	23.555	10	88	MAHER	1:39.058	1:39.312	0.254
11	27	CAPPUCCINI	31.483	27	CAPPUCCINI	44.188	85	SINGLETON	23.627	11	27	CAPPUCCINI	1:39.201	1:41.889	2.688
12	11	WOODWISS	31.546	49	JOHNSON	44.480	11	WOODWISS	23.812	12	11	WOODWISS	1:39.869	1:40.316	0.447
13	49	JOHNSON	31.703	11	WOODWISS	44.511	49	JOHNSON	23.845	13	49	JOHNSON	1:40.028	1:40.197	0.169
												Perfect Lap		1:37.467	

# Avon Tyres Caterham Superlight Challenge

## RACE 7 - LAP CHART

Lap 1			Lap 2			Lap 3			Lap 4			Lap 5		
No	Behind	Laptime	No	Behind	Laptime	No	Behind	Laptime	No	Behind	Laptime	No	Behind	Laptime
22		1:40.862	22		2:41.199	22		2:27.707	22		1:38.376	22		1:38.391
46	0.977	1:41.370	46	0.916	2:41.138	46	0.377	2:27.168	21	0.879	1:38.258	21	2.530	1:40.042
21	1.025	1:41.606	21	1.600	2:41.774	21	0.997	2:27.104	46	1.423	1:39.422	9	2.569	1:39.347
48	1.464	1:41.654	48	2.350	2:42.085	48	1.239	2:26.596	48	1.453	1:38.590	46	3.031	1:39.999
9	1.650	1:41.518	9	2.868	2:42.417	9	1.526	2:26.365	9	1.613	1:38.463	73	6.862	1:39.933
27	2.164	1:41.889	27	4.134	2:43.169	27	2.457	2:26.030	73	5.320	1:39.703	2	6.989	1:40.033
5	3.843	1:42.581	5	4.836	2:42.192	5	2.810	2:25.681	2	5.347	1:39.922	88	9.625	1:40.731
2	4.111	1:43.733	2	5.368	2:42.456	2	3.801	2:26.140	5	5.818	1:41.384	85	10.029	1:41.105
73	4.291	1:43.189	73	5.703	2:42.611	73	3.993	2:25.997	88	7.285	1:40.225	11	10.669	1:40.474
85	4.683	1:43.607	85	6.140	2:42.656	85	4.626	2:26.193	85	7.315	1:41.065	49	12.280	1:40.939
88	4.752	1:43.982	88	7.051	2:43.498	88	5.436	2:26.092	11	8.586	1:40.448	5	57.959	2:30.532 P
11	5.663	1:44.033	11	7.595	2:43.131	11	6.514	2:26.626	49	9.732	1:41.024			
49	6.778	1:45.308	49	8.419	2:42.840	49	7.084	2:26.372						

# Avon Tyres Caterham Superlight Challenge

## RACE 7 - LAP CHART

Lap 6			Lap 7			Lap 8			Lap 9			Lap 10		
No	Behind	Laptime	No	Behind	Laptime	No	Behind	Laptime	No	Behind	Laptime	No	Behind	Laptime
22		1:38.137	22		1:37.954	22		1:38.218	22		1:38.047	22		1:38.486
21	3.592	1:39.199	21	4.832	1:39.194	9	6.443	1:39.813	9	6.717	1:38.321	9	6.658	1:38.427
9	3.722	1:39.290	9	4.848	1:39.080	21	6.563	1:39.949	21	7.299	1:38.783	21	6.955	1:38.142
46	4.330	1:39.436	46	5.499	1:39.123	46	7.269	1:39.988	46	7.806	1:38.584	46	7.852	1:38.532
73	8.360	1:39.635	73	9.471	1:39.065	2	10.358	1:39.074	73	12.458	1:40.003	2	13.188	1:39.203
2	8.527	1:39.675	2	9.502	1:38.929	73	10.502	1:39.249	2	12.471	1:40.160	73	13.960	1:39.988
88	11.815	1:40.327	88	13.895	1:40.034	85	15.772	1:39.834	85	17.804	1:40.079	85	19.164	1:39.846
85	12.091	1:40.199	85	14.156	1:40.019	88	16.430	1:40.753	88	18.113	1:39.730	88	19.592	1:39.965
11	13.745	1:41.213	11	16.865	1:41.074	11	19.313	1:40.666	11	22.916	1:41.650	11	26.679	1:42.249
49	15.740	1:41.597	49	18.927	1:41.141	49	22.042	1:41.333	49	25.615	1:41.620	49	27.999	1:40.870
5	58.935	1:39.113	5	59.942	1:38.961	5	1:00.600	1:38.876	5	1:01.459	1:38.906	5	1:01.567	1:38.594

# Avon Tyres Caterham Superlight Challenge

## RACE 7 - LAP CHART

Lap 11			Lap 12			Lap 13			Lap 14			Lap 15		
No	Behind	Laptime	No	Behind	Laptime	No	Behind	Laptime	No	Behind	Laptime	No	Behind	Laptime
22		1:38.423	22		1:38.098	22		1:38.179	22		1:38.132	22		1:38.295
9	6.921	1:38.686	9	7.532	1:38.709	9	7.807	1:38.454	9	8.623	1:38.948	9	9.580	1:39.252
46	8.260	1:38.831	46	8.904	1:38.742	46	9.574	1:38.849	46	10.597	1:39.155	46	11.282	1:38.980
21	9.999	1:41.467	21	10.613	1:38.712	21	11.286	1:38.852	21	12.469	1:39.315	21	13.572	1:39.398
2	13.808	1:39.043	2	14.693	1:38.983	2	16.027	1:39.513	2	16.625	1:38.730	2	17.482	1:39.152
73	15.002	1:39.465	73	16.542	1:39.638	73	18.572	1:40.209	73	21.192	1:40.752	73	23.779	1:40.882
85	20.367	1:39.626	85	21.756	1:39.487	88	23.737	1:40.003	88	25.760	1:40.155	88	27.343	1:39.878
88	20.699	1:39.530	88	21.913	1:39.312	85	23.904	1:40.327	85	25.796	1:40.024	85	27.443	1:39.942
11	29.299	1:41.043	11	32.714	1:41.513	11	35.410	1:40.875	11	37.711	1:40.433	11	39.732	1:40.316
49	30.860	1:41.284	49	34.260	1:41.498	49	36.985	1:40.904	49	39.254	1:40.401	49	41.606	1:40.647
5	1:02.049	1:38.905	5	1:02.969	1:39.018	5	1:03.685	1:38.895	5	1:04.214	1:38.661	5	1:04.286	1:38.367

# Avon Tyres Caterham Superlight Challenge

## RACE 7 - LAP CHART

Lap 16			Lap 17			Lap 18		
No	Behind	Laptime	No	Behind	Laptime	No	Behind	Laptime
22		1:38.485	22		1:38.566	22		1:38.268
9	10.141	1:39.046	9	10.597	1:39.022	9	12.132	1:39.803
46	11.856	1:39.059	46	12.722	1:39.432	46	14.056	1:39.602
21	14.139	1:39.052	21	15.073	1:39.500	21	16.221	1:39.416
2	17.570	1:38.573	2	18.446	1:39.442	2	19.349	1:39.171
73	26.191	1:40.897	73	28.523	1:40.898	73	31.592	1:41.337
88	29.008	1:40.150	88	30.870	1:40.428	88	33.243	1:40.641
85	29.497	1:40.539	85	36.609	1:45.678	85	37.939	1:39.598
11	43.153	1:41.906	11	45.344	1:40.757	11	47.859	1:40.783
49	43.318	1:40.197	49	46.159	1:41.407	49	48.420	1:40.529
5	1:04.967	1:39.166	5	1:04.996	1:38.595	5	1:06.097	1:39.369

# Avon Tyres Caterham Superlight Challenge

## RACE 7 - POSITION CHART

No	Name	Laps Pos																		
			1	2	3	4	5	6	7	8	9	10	11	12	13	14	15	16	17	18
22	MAYES	1	22	22	22	22	22	22	22	22	22	22	22	22	22	22	22	22	22	22
46	MITCHAM	2	46	46	46	21	21	21	21	9	9	9	9	9	9	9	9	9	9	9
21	RATCLIFF	3	21	21	21	46	9	9	9	21	21	21	46	46	46	46	46	46	46	46
48	JACKSON	4	48	48	48	48	46	46	46	46	46	46	21	21	21	21	21	21	21	21
9	GREEN	5	9	9	9	9	73	73	73	2	73	2	2	2	2	2	2	2	2	2
27	CAPPUCCINI	6	27	27	27	73	2	2	2	73	2	73	73	73	73	73	73	73	73	73
5	FULLALOVE	7	5	5	5	2	88	88	88	85	85	85	85	85	88	88	88	88	88	88
2	TILLEY	8	2	2	2	5	85	85	85	88	88	88	88	88	85	85	85	85	85	85
73	DENIS	9	73	73	73	88	11	11	11	11	11	11	11	11	11	11	11	11	11	11
85	SINGLETON	10	85	85	85	85	49	49	49	49	49	49	49	49	49	49	49	49	49	49
88	MAHER	11	88	88	88	11	5	5	5	5	5	5	5	5	5	5	5	5	5	5
11	WOODWISS	12	11	11	11	49														
49	JOHNSON	13	49	49	49															