



Sponsored by Avon Tyres



# Ginetta G50 Cup

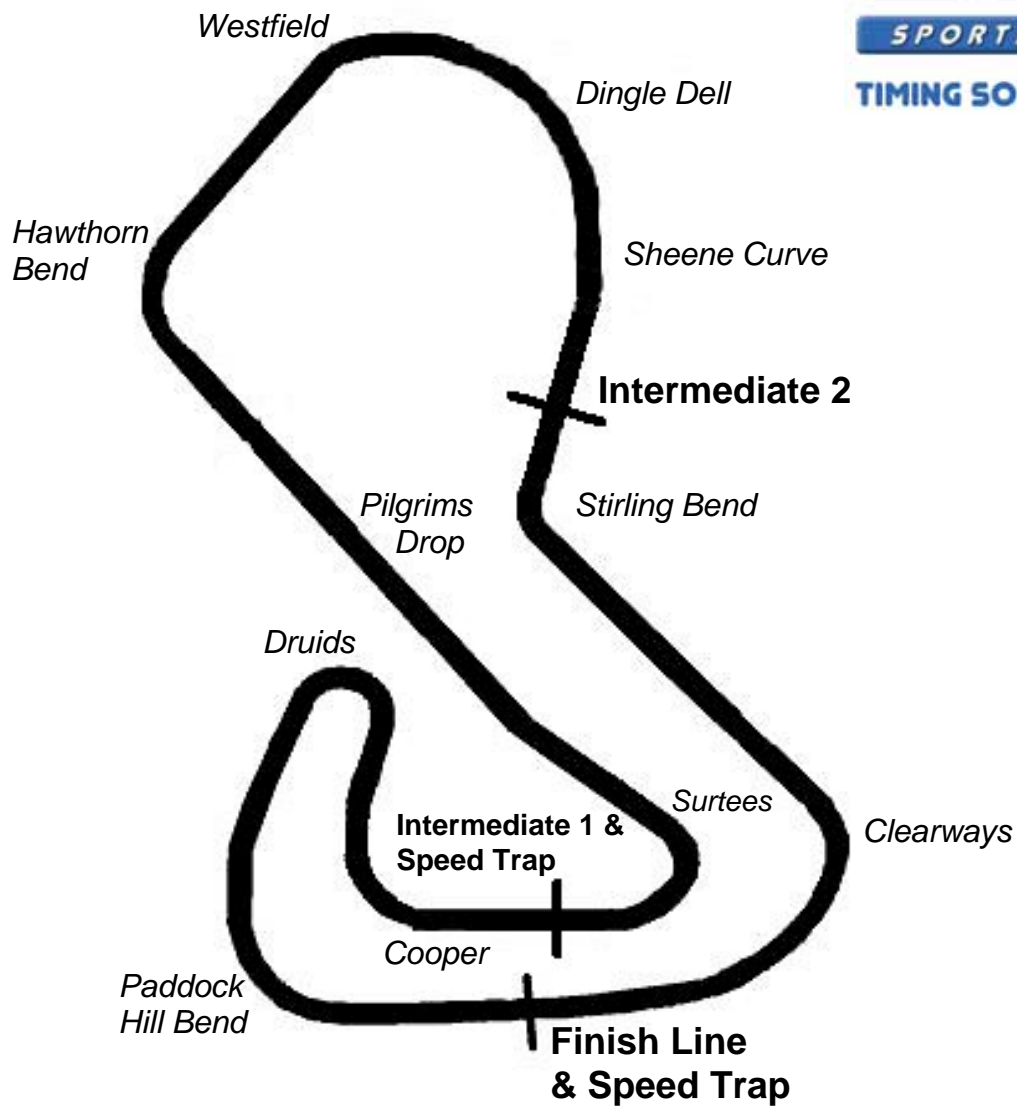
Round 13 & 14  
Brands Hatch GP

12th & 13th July 2008



Results Provided by Timing Solutions Ltd  
[www.tsl-timing.com](http://www.tsl-timing.com)

# BRANDS HATCH GP



Circuit Length:	2.3009 miles / 3702.9 metres
Intermediate 1:	1116 metres
Intermediate 2:	2928 metres
Pit In:	3646 metres
Pit Out:	64 metres after Finish Line
Pit In – Pit Out:	314 metres, @ 60kph = 18.8 seconds, @ 80kph = 14.1 seconds

# Ginetta G50 Championship

## QUALIFYING - RACE 5 - ROUND 13 - CLASSIFICATION

POS	NO	CL	DRIVER / TEAM	CAR	TIME	ON	LAPS	GAP	DIFF	MPH
1	6		<b>Hunter ABBOTT</b> Rob Austin Racing	Ginetta G50	1:34.436	7	10			87.71
2	25		<b>Nigel MOORE</b> Tockwith Motorsport	Ginetta G50	1:34.722	4	7	0.286	0.286	87.44
3	5		<b>Tom DUNSTAN</b> Team GCR	Ginetta G50	1:34.861	6	9	0.425	0.139	87.31
4	33		<b>Toby NEWTON</b> Xero	Ginetta G50	1:35.095	6	8	0.659	0.234	87.10
5	19		<b>Christian DICK</b> Speedworks Motorsport	Ginetta G50	1:35.221	7	9	0.785	0.126	86.98
6	66		<b>Frank WRATHALL</b> DynoJet / Will Hoy Scholarship	Ginetta G50	1:35.287	7	10	0.851	0.066	86.92
7	28		<b>Michele TOMMASI</b> Colards	Ginetta G50	1:35.870	5	9	1.434	0.583	86.39
8	10		<b>Tom SHARP</b> IDL	Ginetta G50	1:36.435	7	10	1.999	0.565	85.89
9	97		<b>Hampus RYDMAN</b> Colards	Ginetta G50	1:36.606	8	8	2.170	0.171	85.74
10	4		<b>Rod CARMAN</b> Rob Austin Racing	Ginetta G50	1:37.122	8	9	2.686	0.516	85.28
11	21		<b>Richard SYKES</b> Speedworks Motorsport	Ginetta G50	1:38.282	7	9	3.846	1.160	84.27
12	70		<b>David DOVE</b> David Dove Racing	Ginetta G50	1:39.141	8	9	4.705	0.859	83.54
13	20		<b>Tony HUGHES</b> Speedworks Motorsport	Ginetta G50	1:40.026	8	9	5.590	0.885	82.80
14	69		<b>Clive COOTE</b> Colards	Ginetta G50	1:41.385	2	3	6.949	1.359	81.69
15	99		<b>Stephen HEPWORTH</b> Hepworth International	Ginetta G50	1:42.181	8	9	7.745	0.796	81.06
16	40		<b>Fiona JAMES</b> In2Racing	Ginetta G50	1:45.691	6	9	11.255	3.510	78.37

Car 97 - please fit working transponder

Weather / Track : Cloudy / Dry

These results are provisional until the conclusion of any judicial and technical matters.

Brands Hatch GP  
Circuit Length = 2.3009 miles  
Start: 12:06 End: 12:23

Clerk of Course :

Timekeeper :

# Ginetta G50 Championship

## QUALIFYING - RACE 5 - ROUND 13 - SECTOR ANALYSIS

<b>4</b>	<b>Rod CARMAN</b>				<b>Rob Austin Racing</b>								
1 -	Out 72.2	53.469	26.273	121.6	2:01.523	6 -	30.469	<b>99.0</b>	43.653	23.494	124.3	1:37.616	
2 -	33.590	95.3	49.556	25.621	122.9	1:48.767	7 -	30.400	98.4	<b>43.470</b>	23.377	124.3	1:37.247
3 -	31.872	97.3	44.440	23.554	125.0	1:39.866	8 -	<b>30.107</b>	98.8	43.484	23.531	124.3	<b>1:37.122</b>
4 -	30.657	98.4	43.872	<b>23.353</b>	<b>125.7</b>	1:37.882	9 -	30.116	98.8	43.689	23.464	124.1	1:37.269
5 -	30.246	97.7	44.230	23.513	124.1	1:37.989							
<b>5</b>	<b>Tom DUNSTAN</b>				<b>Team GCR</b>								
1 -	Out 84.3	47.580	24.549	123.4	1:50.466	6 -	<b>30.073</b>	99.9	<b>41.911</b>	<b>22.877</b>	125.3	<b>1:34.861</b>	
2 -	31.682	98.7	42.936	23.375	124.8	1:37.993	7 -	30.124	<b>100.0</b>	42.045	22.969	125.7	1:35.138
3 -	30.745	98.0	42.294	23.187	124.3	1:36.226	8 -	34.347	69.8	57.639	25.673	125.5	1:57.659
4 -	30.257	99.3	42.410	23.097	<b>126.0</b>	1:35.764	9 -	30.137	99.6	42.332	23.003	125.3	1:35.472
5 -	30.190	<b>100.0</b>	42.512	23.212	125.3	1:35.914							
<b>6</b>	<b>Hunter ABBOTT</b>				<b>Rob Austin Racing</b>								
1 -	Out 81.9	51.504	25.769	121.6	1:58.081	6 -	29.846	99.0	<b>41.876</b>	22.894	124.3	1:34.616	
2 -	32.562	98.0	44.400	23.356	124.3	1:40.318	7 -	29.754	99.0	42.062	<b>22.620</b>	125.0	<b>1:34.436</b>
3 -	30.214	<b>99.7</b>	42.321	22.779	124.8	1:35.314	8 -	29.886	99.1	42.423	22.764	124.1	1:35.073
4 -	29.806	98.3	42.156	22.933	<b>125.3</b>	1:34.895	9 -	29.801	99.4	41.919	22.843	124.6	1:34.563
5 -	<b>29.721</b>	99.1	41.878	23.242	124.6	1:34.841	10 -	31.066	97.0	45.567	23.385	123.2	1:40.018
<b>10</b>	<b>Tom SHARP</b>				<b>IDL</b>								
1 -	Out 91.9	46.035	23.925	122.5	1:44.750	6 -	30.211	99.1	43.172	23.525	125.5	1:36.908	
2 -	31.583	99.0	44.208	23.458	124.1	1:39.249	7 -	30.470	<b>99.6</b>	<b>42.990</b>	22.975	125.0	<b>1:36.435</b>
3 -	31.507	97.1	43.940	23.509	124.1	1:38.956	8 -	30.344	98.1	45.270	<b>22.946</b>	124.1	1:38.560
4 -	30.503	98.8	43.585	23.081	123.6	1:37.169	9 -	<b>29.988</b>	98.8	43.455	23.128	124.1	1:36.571
5 -	30.240	98.5	45.651	23.085	<b>125.7</b>	1:38.976	10 -	30.404	98.4	44.849	23.922	123.6	1:39.175
<b>19</b>	<b>Christian DICK</b>				<b>Speedworks Motorsport</b>								
1 -	Out 93.6	46.791	23.887	124.3	1:45.097	6 -	30.620	100.0	<b>42.214</b>	22.926	125.7	1:35.760	
2 -	31.342	98.8	43.826	23.283	124.6	1:38.451	7 -	<b>29.933</b>	<b>100.8</b>	42.436	22.852	<b>127.2</b>	<b>1:35.221</b>
3 -	30.351	99.1	42.797	22.986	125.7	1:36.134	8 -	30.011	100.2	42.322	23.242	123.4	1:35.575
4 -	30.433	99.1	44.038	<b>22.806</b>	125.7	1:37.277	9 -	30.245	99.0	42.374	22.902	124.3	1:35.521
5 -	29.992	100.0	42.487	23.358	126.2	1:35.837							
<b>20</b>	<b>Tony HUGHES</b>				<b>Speedworks Motorsport</b>								
1 -	Out 80.0	51.440	26.151	121.2	1:57.613	6 -	31.812	<b>98.4</b>	45.226	23.869	<b>124.1</b>	1:40.907	
2 -	33.427	93.9	48.042	25.460	123.4	1:46.929	7 -	<b>31.439</b>	98.3	45.227	23.831	123.9	1:40.497
3 -	32.134	94.9	45.441	23.879	<b>124.1</b>	1:41.454	8 -	31.511	98.1	<b>44.849</b>	23.666	123.6	<b>1:40.026</b>
4 -	31.809	96.6	45.719	24.089	123.2	1:41.617	9 -	31.743	98.3	45.033	<b>23.627</b>	123.6	1:40.403
5 -	31.960	96.4	46.006	24.168	<b>124.1</b>	1:42.134							
<b>21</b>	<b>Richard SYKES</b>				<b>Speedworks Motorsport</b>								
1 -	Out 86.8	49.433	25.819	119.4	1:55.163	6 -	<b>30.596</b>	<b>97.3</b>	44.329	23.764	121.8	1:38.689	
2 -	33.309	92.1	46.582	24.342	120.7	1:44.233	7 -	30.609	<b>97.3</b>	44.068	<b>23.605</b>	<b>122.3</b>	<b>1:38.282</b>
3 -	32.088	93.1	46.295	23.702	122.1	1:42.085	8 -	30.883	97.1	<b>44.059</b>	23.760	121.4	1:38.702
4 -	31.156	96.1	44.577	23.753	121.6	1:39.486	9 -	31.054	96.7	44.127	23.741	121.6	1:38.922
5 -	30.806	96.4	44.263	23.651	121.6	1:38.720							
<b>25</b>	<b>Nigel MOORE</b>				<b>Tockwith Motorsport</b>								
1 -	Out 97.7	43.464	23.107	124.8	1:40.218	5 -	<b>29.937</b>	99.4	42.538	23.040	125.0	1:35.515	
2 -	30.381	99.4	42.275	22.816	125.3	1:35.472	6 -	30.036	99.0	42.282	<b>22.699</b>	125.3	1:35.017
3 -	30.040	99.3	42.323	23.208	123.6	1:35.571	7 -	31.216	82.3	43.563	In		1:39.774 P
4 -	29.940	<b>99.7</b>	<b>41.970</b>	22.812	<b>126.2</b>	<b>1:34.722</b>							
<b>28</b>	<b>Michele TOMMASI</b>				<b>Colards</b>								
1 -	Out 91.4	45.795	23.993	122.9	1:46.059	6 -	30.790	99.6	42.668	23.286	<b>123.9</b>	1:36.744	
2 -	31.607	99.6	43.541	In		1:36.946 P	7 -	30.907	98.8	<b>42.185</b>	23.088	<b>123.9</b>	1:36.180
3 -	Out 99.3	43.386	23.347	123.4	2:22.298		8 -	30.669	100.3	42.439	23.592	121.4	1:36.700
4 -	30.260	100.3	42.989	<b>23.082</b>	122.9	1:36.331	9 -	30.220	<b>100.6</b>	55.976	In		1:57.121 P
5 -	<b>30.037</b>	100.2	42.496	23.337	<b>123.9</b>	<b>1:35.870</b>							

Car 97 - please fit working transponder

Weather / Track : Cloudy / Dry

# Ginetta G50 Championship

## QUALIFYING - RACE 5 - ROUND 13 - SECTOR ANALYSIS

<b>33</b>	<b>Toby NEWTON</b>										Xero				
1 -	Out	83.7	48.862	24.584	122.5	1:52.458	5 -	29.721	99.9	42.569	23.873	124.1	1:36.163		
2 -	31.872	99.3	43.683	23.430	124.8	1:38.985	6 -	<b>29.709</b>	99.3	<b>42.401</b>	22.985	124.1	<b>1:35.095</b>		
3 -	30.255	99.9	42.576	<b>22.894</b>	<b>125.7</b>	1:35.725	7 -	29.766	<b>100.6</b>	42.449	23.466	124.1	1:35.681		
4 -	29.749	100.0	42.838	22.961	124.6	1:35.548	8 -	29.723	100.0	42.611	In		1:34.118 P		
<b>40</b>	<b>Fiona JAMES</b>										In2Racing				
1 -	Out	73.4	54.277	29.810	99.8	2:08.458	6 -	33.770	93.7	<b>47.003</b>	<b>24.918</b>	<b>120.5</b>	<b>1:45.691</b>		
2 -	35.822	89.4	49.072	25.895	105.0	1:50.789	7 -	33.556	82.5	47.328	25.140	120.3	1:46.024		
3 -	36.393	86.8	48.029	25.435	114.1	1:49.857	8 -	33.335	<b>93.9</b>	48.016	26.145	119.9	1:47.496		
4 -	34.286	90.9	48.277	25.424	118.4	1:47.987	9 -	<b>33.290</b>	93.5	47.871	25.550	116.5	1:46.711		
5 -	33.795	89.1	48.009	26.524	119.9	1:48.328									
<b>66</b>	<b>Frank WRATHALL</b>										DynoJet / Will Hoy Scholarship				
1 -	Out	91.3	45.249	23.817	125.0	1:44.989	6 -	30.110	99.0	42.434	22.842	126.0	1:35.386		
2 -	30.747	<b>99.6</b>	43.038	23.123	<b>127.4</b>	1:36.908	7 -	30.056	<b>99.6</b>	<b>42.350</b>	22.881	125.7	<b>1:35.287</b>		
3 -	33.412	95.3	43.796	23.678	126.2	1:40.886	8 -	31.806	95.5	48.219	23.619	126.4	1:43.644		
4 -	30.447	99.1	42.493	<b>22.641</b>	<b>127.4</b>	1:35.581	9 -	30.505	98.5	43.220	23.876	125.5	1:37.601		
5 -	30.519	95.9	43.987	23.085	125.7	1:37.591	10 -	<b>30.041</b>	99.4	46.202	25.418	114.5	1:41.661		
<b>69</b>	<b>Clive COOTE</b>										Colards				
1 -	Out	70.5	52.053	25.971	119.4	2:00.296	3 -	55.409	93.1	45.803	26.153	102.9	2:07.365		
2 -	<b>32.290</b>	<b>94.0</b>	<b>45.631</b>	<b>23.464</b>	<b>124.6</b>	<b>1:41.385</b>									
<b>70</b>	<b>David DOVE</b>										David Dove Racing				
1 -	Out	72.6	52.817	26.499	122.5	1:59.961	6 -	31.255	96.8	44.503	<b>23.580</b>	<b>125.3</b>	1:39.338		
2 -	33.132	97.8	46.564	23.881	125.0	1:43.577	7 -	31.136	97.4	44.423	23.668	124.3	1:39.227		
3 -	31.556	97.5	45.369	23.964	124.8	1:40.889	8 -	<b>31.049</b>	98.3	<b>44.385</b>	23.707	124.1	<b>1:39.141</b>		
4 -	31.086	96.6	45.052	23.772	124.6	1:39.910	9 -	31.360	<b>98.4</b>	44.397	In		1:39.841 P		
5 -	31.078	95.7	46.344	23.966	<b>125.3</b>	1:41.388									
<b>97</b>	<b>Hampus RYDMAN</b>										Colards				
1 -						1:45.906	5 -						1:37.139		
2 -						1:39.642	6 -						1:37.378		
3 -						1:39.024	7 -						1:38.639		
4 -						1:39.557	8 -						<b>1:36.606</b>		
<b>99</b>	<b>Stephen HEPWORTH</b>										Hepworth International				
1 -	Out	74.1	53.176	27.383	116.7	2:05.007	6 -	32.944	97.0	45.814	24.165	122.9	1:42.923		
2 -	35.894	85.3	50.880	25.340	124.3	1:52.114	7 -	33.210	96.7	46.196	25.694	123.2	1:45.100		
3 -	34.340	95.5	46.412	24.820	122.9	1:45.572	8 -	<b>32.238</b>	<b>97.5</b>	<b>45.573</b>	24.370	123.9	<b>1:42.181</b>		
4 -	33.288	95.9	46.354	<b>24.080</b>	<b>125.3</b>	1:43.722	9 -	34.595	86.3	51.059	25.454	120.5	1:51.108		
5 -	32.930	96.7	45.657	24.458	123.4	1:43.045									

Car 97 - please fit working transponder

Weather / Track : Cloudy / Dry

# Ginetta G50 Championship

## QUALIFYING - RACE 5 - ROUND 13 - BEST SECTOR TIMES

SECTOR 1			SECTOR 2			SECTOR 3			IDEAL / BEST COMPARISON						
POS	NO	NAME	TIME	NO	NAME	TIME	NO	NAME	TIME	POS	NO	NAME	IDEAL	BEST	DIFF
1	33	NEWTON	29.709	6	ABBOTT	41.876	6	ABBOTT	22.620	1	6	ABBOTT	1:34.217	1:34.436	0.219
2	6	ABBOTT	29.721	5	DUNSTAN	41.911	66	WRATHALL	22.641	2	25	MOORE	1:34.606	1:34.722	0.116
3	19	DICK	29.933	25	MOORE	41.970	25	MOORE	22.699	3	5	DUNSTAN	1:34.861	1:34.861	0.000
4	25	MOORE	29.937	28	TOMMASI	42.185	19	DICK	22.806	4	19	DICK	1:34.953	1:35.221	0.268
5	10	SHARP	29.988	19	DICK	42.214	5	DUNSTAN	22.877	5	33	NEWTON	1:35.004	1:35.095	0.091
6	28	TOMMASI	30.037	66	WRATHALL	42.350	33	NEWTON	22.894	6	66	WRATHALL	1:35.032	1:35.287	0.255
7	66	WRATHALL	30.041	33	NEWTON	42.401	10	SHARP	22.946	7	28	TOMMASI	1:35.304	1:35.870	0.566
8	5	DUNSTAN	30.073	10	SHARP	42.990	28	TOMMASI	23.082	8	10	SHARP	1:35.924	1:36.435	0.511
9	4	CARMAN	30.107	4	CARMAN	43.470	4	CARMAN	23.353	9	4	CARMAN	1:36.930	1:37.122	0.192
10	21	SYKES	30.596	21	SYKES	44.059	69	COOTE	23.464	10	21	SYKES	1:38.260	1:38.282	0.022
11	70	DOVE	31.049	70	DOVE	44.385	70	DOVE	23.580	11	70	DOVE	1:39.014	1:39.141	0.127
12	20	HUGHES	31.439	20	HUGHES	44.849	21	SYKES	23.605	12	20	HUGHES	1:39.915	1:40.026	0.111
13	99	HEPWORTH	32.238	99	HEPWORTH	45.573	20	HUGHES	23.627	13	69	COOTE	1:41.385	1:41.385	0.000
14	69	COOTE	32.290	69	COOTE	45.631	99	HEPWORTH	24.080	14	99	HEPWORTH	1:41.891	1:42.181	0.290
15	40	JAMES	33.290	40	JAMES	47.003	40	JAMES	24.918	15	40	JAMES	1:45.211	1:45.691	0.480
16	97	RYDMAN		97	RYDMAN		97	RYDMAN		16	97	RYDMAN	1:36.606	1:36.606	0.000
											Perfect Lap		1:34.205		

Car 97 - please fit working transponder

Weather / Track : Cloudy / Dry

www.tsl-timing.com

Brands Hatch GP  
Circuit Length = 2.3009 miles  
Start: 12:06 End: 12:23

Printed - 12:30 Saturday, 12 July 2008

**Ginetta G50 Championship**  
**QUALIFYING - RACE 5 - ROUND 13 - SPEED TRAPS**

SECTOR 1				SECTOR 2			FINISH LINE			
POS	NO	NAME	MPH	NO	NAME	MPH	NO	NAME	MPH	
1	19	Christian DICK	100.8	66	Frank WRATHALL	127.4	66	Frank WRATHALL	127.4	
2	28	Michele TOMMASI	100.6	19	Christian DICK	127.2	19	Christian DICK	127.2	
3	33	Toby NEWTON	100.6	25	Nigel MOORE	126.2	25	Nigel MOORE	126.2	
4	5	Tom DUNSTAN	100.0	5	Tom DUNSTAN	126.0	5	Tom DUNSTAN	126.0	
5	6	Hunter ABBOTT	99.7	4	Rod CARMAN	125.7	4	Rod CARMAN	125.7	
6	25	Nigel MOORE	99.7	10	Tom SHARP	125.7	10	Tom SHARP	125.7	
7	10	Tom SHARP	99.6	33	Toby NEWTON	125.7	33	Toby NEWTON	125.7	
8	66	Frank WRATHALL	99.6	6	Hunter ABBOTT	125.3	6	Hunter ABBOTT	125.3	
9	4	Rod CARMAN	99.0	70	David DOVE	125.3	70	David DOVE	125.3	
10	20	Tony HUGHES	98.4	99	Stephen HEPWORTH	125.3	99	Stephen HEPWORTH	125.3	
11	70	David DOVE	98.4	69	Clive COOTE	124.6	69	Clive COOTE	124.6	
12	99	Stephen HEPWORTH	97.5	20	Tony HUGHES	124.1	20	Tony HUGHES	124.1	
13	21	Richard SYKES	97.3	28	Michele TOMMASI	123.9	28	Michele TOMMASI	123.9	
14	69	Clive COOTE	94.0	21	Richard SYKES	122.3	21	Richard SYKES	122.3	
15	40	Fiona JAMES	93.9	40	Fiona JAMES	120.5	40	Fiona JAMES	120.5	
16										

Car 97 - please fit working transponder


Weather / Track : Cloudy / Dry

www.tsl-timing.com

Brands Hatch GP  
 Circuit Length = 2.3009 miles  
 Start: 12:06 End: 12:23

Printed - 12.28 Saturday, 12 July 2008

**Ginetta G50 Championship**  
**RACE 5 - ROUND 13 - GRID**

ROW 8	1:42.181 99 Stephen HEPWORTH	1:45.691 40 Fiona JAMES
ROW 7	1:40.026 20 Tony HUGHES	1:41.385 69 Clive COOTE
ROW 6	1:38.282 21 Richard SYKES	1:39.141 70 David DOVE
ROW 5	1:36.606 97 Hampus RYDMAN	1:37.122 4 Rod CARMAN
ROW 4	1:35.870 28 Michele TOMMASI	1:36.435 10 Tom SHARP
ROW 3	1:35.221 19 Christian DICK	1:35.287 66 Frank WRATHALL
ROW 2	1:34.861 5 Tom DUNSTAN	1:35.095 33 Toby NEWTON
ROW 1	1:34.436 6 Hunter ABBOTT	1:34.722 25 Nigel MOORE
<b>Pole</b>		
		


Brands Hatch GP  
 Circuit Length = 2.3009 miles

**These results are provisional until the conclusion of any judicial and technical matters.**

Clerk of Course :		Timekeeper :
-------------------	--	--------------

# Ginetta G50 Championship

## RACE 13 - ROUND 14 - GRID

ROW 8	1:46.024 40 Fiona JAMES	2:07.365 69 Clive COOTE
ROW 7	1:40.403 20 Tony HUGHES	1:42.923 99 Stephen HEPWORTH
ROW 6	1:38.689 21 Richard SYKES	1:39.227 70 David DOVE
ROW 5	1:37.139 97 Hampus RYDMAN	1:37.247 4 Rod CARMAN
ROW 4	1:36.180 28 Michele TOMMASI	1:36.571 10 Tom SHARP
ROW 3	1:35.521 19 Christian DICK	1:35.548 33 Toby NEWTON
ROW 2	1:35.138 5 Tom DUNSTAN	1:35.386 66 Frank WRATHALL
ROW 1	1:34.563 6 Hunter ABBOTT	1:35.017 25 Nigel MOORE
<b>Pole</b>		
		

Brands Hatch GP  
Circuit Length = 2.3009 miles

**These results are provisional until the conclusion of any judicial and technical matters.**

Clerk of Course :

Timekeeper :

# Ginetta G50 Championship

## RACE 5 - ROUND 13 - CLASSIFICATION

POS	NO	CL	DRIVER / TEAM	CAR	LAPS	TIME	GAP	DIFF	MPH	BEST	ON
1	25		<b>Nigel MOORE</b> Tockwith Motorsport	Ginetta G50	13	20:55.192			85.78	1:35.682	9
2	5		<b>Tom DUNSTAN</b> Team GCR	Ginetta G50	13	20:56.274	1.082	1.082	85.71	1:35.811	11
3	33		<b>Toby NEWTON</b> Xero	Ginetta G50	13	20:57.207	2.015	0.933	85.65	1:35.867	5
4	66		<b>Frank WRATHALL</b> DynoJet / Will Hoy Scholarship	Ginetta G50	13	20:58.827	3.635	1.620	85.54	1:35.838	9
5	19		<b>Christian DICK</b> Speedworks Motorsport	Ginetta G50	13	20:59.526	4.334	0.699	85.49	1:35.729	9
6	28		<b>Michele TOMMASI</b> Colards	Ginetta G50	13	21:17.396	22.204	17.870	84.29	1:36.327	8
7	4		<b>Rod CARMAN</b> Rob Austin Racing	Ginetta G50	13	21:30.990	35.798	13.594	83.40	1:38.073	12
8	10		<b>Tom SHARP</b> IDL	Ginetta G50	13	21:32.589	37.397	1.599	83.30	1:36.589	6
9	97		<b>Hampus RYDMAN</b> Colards	Ginetta G50	13	21:33.230	38.038	0.641	83.26	1:37.331	8
10	69		<b>Clive COOTE</b> Colards	Ginetta G50	13	21:34.150	38.958	0.920	83.20	1:38.447	4
11	21		<b>Richard SYKES</b> Speedworks Motorsport	Ginetta G50	13	21:39.627	44.435	5.477	82.85	1:38.282	10
12	70		<b>David DOVE</b> David Dove Racing	Ginetta G50	13	21:41.912	46.720	2.285	82.70	1:38.856	3
13	20		<b>Tony HUGHES</b> Speedworks Motorsport	Ginetta G50	13	22:03.064	1:07.872	21.152	81.38	1:40.595	10
14	40		<b>Fiona JAMES</b> In2Racing	Ginetta G50	13	22:36.531	1:41.339	33.467	79.37	1:42.259	9
15	99		<b>Stephen HEPWORTH</b> Hepworth International	Ginetta G50	12	21:08.712	1 lap	1 lap	78.34	1:41.950	12
NOT CLASSIFIED											
DNF	6		<b>Hunter ABBOTT</b> Rob Austin Racing	Ginetta G50	2	3:16.743	11 laps	10 laps	84.20	1:36.103	2
FASTEST LAP											
	25		<b>Nigel MOORE</b> Tockwith Motorsport	Ginetta G50	9	1:35.682			86.56 mph	139.32 kph	

Weather / Track : Bright / Dry

These results are provisional until the conclusion of any judicial and technical matters.

Brands Hatch GP  
Circuit Length = 2.3009 miles  
Start: 10:50 End: 11:12

Clerk of Course :

Timekeeper :

**Ginetta G50 Championship**  
**RACE 5 - ROUND 13 - LAP CHART**

Lap 1			Lap 2			Lap 3			Lap 4			Lap 5		
No	Behind	Laptime	No	Behind	Laptime	No	Behind	Laptime	No	Behind	Laptime	No	Behind	Laptime
25		1:38.253	25		1:36.760	25		1:36.757	25		1:36.433	25		1:36.469
5	1.132	1:39.120	5	0.633	1:36.261	5	0.641	1:36.765	5	0.491	1:36.283	5	0.368	1:36.346
6	1.541	1:39.738	6	0.884	1:36.103	33	3.259	1:36.889	33	3.003	1:36.177	33	2.401	1:35.867
33	2.755	1:40.607	33	3.127	1:37.132	66	3.390	1:36.593	66	3.152	1:36.195	66	3.124	1:36.441
10	3.201	1:40.588	66	3.554	1:36.931	19	4.415	1:36.647	19	4.204	1:36.222	19	3.734	1:35.999
66	3.383	1:40.932	19	4.525	1:37.342	10	5.742	1:37.394	10	8.115	1:38.806	28	10.152	1:37.638
19	3.943	1:41.741	10	5.105	1:38.664	28	6.036	1:37.341	28	8.983	1:39.380	97	13.842	1:37.911
28	4.553	1:42.073	28	5.452	1:37.659	4	9.791	1:39.020	97	12.400	1:38.860	4	16.274	1:40.012
4	5.509	1:42.746	4	7.528	1:38.779	97	9.973	1:38.697	4	12.731	1:39.373	69	17.517	1:38.890
97	6.029	1:43.232	97	8.033	1:38.764	70	12.539	1:38.856	69	15.096	1:38.447	70	18.818	1:40.184
70	8.077	1:44.510	70	10.440	1:39.123	69	13.082	1:38.452	70	15.103	1:38.997	21	21.142	1:39.546
21	8.312	1:45.197	69	11.387	1:39.701	21	15.367	1:39.542	21	18.065	1:39.131	10	26.355	1:54.709
69	8.446	1:44.388	21	12.582	1:41.030	20	20.328	1:42.104	20	25.044	1:41.149	20	30.411	1:41.836
20	10.263	1:46.700	20	14.981	1:41.478	99	30.389	1:44.385	99	38.061	1:44.105	99	44.505	1:42.913
99	13.493	1:49.380	99	22.761	1:46.028	40	31.170	1:44.168	40	38.819	1:44.082	40	45.801	1:43.451
40	14.131	1:49.590	40	23.759	1:46.388									

**Ginetta G50 Championship**  
**RACE 5 - ROUND 13 - LAP CHART**

Lap 6			Lap 7			Lap 8			Lap 9			Lap 10		
No	Behind	Laptime	No	Behind	Laptime	No	Behind	Laptime	No	Behind	Laptime	No	Behind	Laptime
25		1:35.959	25		1:37.772	25		1:36.169	25		1:35.682	25		1:36.012
5	0.359	1:35.950	5	0.262	1:37.675	5	0.544	1:36.451	5	1.067	1:36.205	5	1.071	1:36.016
33	2.644	1:36.202	33	1.085	1:36.213	33	1.081	1:36.165	33	1.551	1:36.152	33	1.453	1:35.914
66	3.141	1:35.976	66	2.027	1:36.658	66	2.022	1:36.164	66	2.178	1:35.838	66	2.089	1:35.923
19	3.693	1:35.918	19	2.379	1:36.458	19	2.339	1:36.129	19	2.386	1:35.729	19	2.369	1:35.995
28	11.608	1:37.415	28	10.533	1:36.697	28	10.691	1:36.327	28	12.664	1:37.655	28	14.597	1:37.945
97	15.813	1:37.930	97	15.910	1:37.869	97	17.072	1:37.331	97	19.128	1:37.738	4	28.756	1:38.999
4	19.479	1:39.164	4	20.110	1:38.403	4	22.807	1:38.866	4	25.769	1:38.644	69	28.976	1:38.695
69	20.122	1:38.564	69	21.060	1:38.710	69	23.339	1:38.448	69	26.293	1:38.636	97	31.428	1:48.312
70	22.789	1:39.930	70	24.431	1:39.414	70	27.208	1:38.946	70	30.599	1:39.073	10	33.073	1:38.342
21	24.342	1:39.159	21	25.064	1:38.494	10	27.726	1:37.644	10	30.743	1:38.699	70	33.954	1:39.367
10	26.985	1:36.589	10	26.251	1:37.038	21	29.541	1:40.646	21	32.943	1:39.084	21	35.213	1:38.282
20	35.479	1:41.027	20	38.664	1:40.957	20	43.445	1:40.950	20	49.033	1:41.270	20	53.616	1:40.595
99	51.783	1:43.237	99	56.748	1:42.737	99	1:03.815	1:43.236	99	1:11.002	1:42.869	40	1:18.873	1:43.397
40	52.779	1:42.937	40	57.379	1:42.372	40	1:04.911	1:43.701	40	1:11.488	1:42.259	99	1:29.757	1:54.767

# Ginetta G50 Championship

## RACE 5 - ROUND 13 - LAP CHART

Lap 11			Lap 12			Lap 13		
No	Behind	Laptime	No	Behind	Laptime	No	Behind	Laptime
25		1:35.994	25		1:36.201	25		1:35.885
5	0.888	1:35.811	5	0.706	1:36.019	5	1.082	1:36.261
33	1.529	1:36.070	33	1.673	1:36.345	33	2.015	1:36.227
66	1.993	1:35.898	66	2.049	1:36.257	66	3.635	1:37.471
19	2.315	1:35.940	19	2.285	1:36.171	19	4.334	1:37.934
28	18.030	1:39.427	99	1 LAP	1:49.893	99	1 LAP	1:41.950
4	31.259	1:38.497	28	20.456	1:38.627	28	22.204	1:37.633
69	31.574	1:38.592	4	33.131	1:38.073	4	35.798	1:38.552
97	32.879	1:37.445	69	34.383	1:39.010	10	37.397	1:37.956
10	33.978	1:36.899	97	35.137	1:38.459	97	38.038	1:38.786
70	38.271	1:40.311	10	35.326	1:37.549	69	38.958	1:40.460
21	38.336	1:39.117	21	41.284	1:39.149	21	44.435	1:39.036
20	58.497	1:40.875	70	42.436	1:40.366	70	46.720	1:40.169
40	1:25.616	1:42.737	20	1:03.005	1:40.709	20	1:07.872	1:40.752
			40	1:33.390	1:43.975	40	1:41.339	1:43.834

# Ginetta G50 Championship

## RACE 5 - ROUND 13 - SECTOR ANALYSIS

<b>4</b>	<b>Rod CARMAN</b>				<b>Rob Austin Racing</b>								
1 -	34.660	97.0	44.528	<i>23.558</i>	123.9	1:42.746	8 -	30.946	97.1	44.139	23.781	123.4	1:38.866
2 -	31.147	98.5	43.963	23.669	123.6	1:38.779	9 -	31.018	97.8	43.871	23.755	122.9	1:38.644
3 -	31.033	98.0	43.863	24.124	123.4	1:39.020	10 -	31.267	95.7	43.974	23.758	122.5	1:38.999
4 -	31.018	97.4	43.992	24.363	<b>125.5</b>	1:39.373	11 -	30.952	98.1	43.808	23.737	122.7	1:38.497
5 -	31.503	92.6	44.684	23.825	123.6	1:40.012	12 -	30.933	98.1	<b>43.556</b>	23.584	122.9	<b>1:38.073</b>
6 -	30.994	<b>98.7</b>	44.560	23.610	124.3	1:39.164	13 -	<b>30.637</b>	98.1	43.979	23.936	114.7	1:38.552
7 -	30.979	97.7	43.813	23.611	123.9	1:38.403							
<b>5</b>	<b>Tom DUNSTAN</b>				<b>Team GCR</b>								
1 -	32.745	99.4	43.112	23.263	125.5	1:39.120	8 -	30.442	99.6	42.827	23.182	125.5	1:36.451
2 -	30.451	<b>99.7</b>	42.796	23.014	126.4	1:36.261	9 -	30.323	<b>99.7</b>	42.721	23.161	125.7	1:36.205
3 -	31.281	98.8	42.513	22.971	126.4	1:36.765	10 -	30.317	99.3	42.583	23.116	125.0	1:36.016
4 -	30.372	99.6	42.866	23.045	126.7	1:36.283	11 -	30.313	<b>99.7</b>	42.495	23.003	125.0	<b>1:35.811</b>
5 -	30.463	98.7	42.986	<b>22.897</b>	126.9	1:36.346	12 -	30.389	99.3	<b>42.472</b>	23.158	124.6	1:36.019
6 -	<b>30.249</b>	99.6	42.682	23.019	<b>127.2</b>	1:35.950	13 -	30.404	99.4	42.738	23.119	122.5	1:36.261
7 -	30.252	98.7	43.228	24.195	126.9	1:37.675							
<b>6</b>	<b>Hunter ABBOTT</b>				<b>Rob Austin Racing</b>								
1 -	32.688	99.1	44.055	<b>22.995</b>	<b>126.0</b>	1:39.738	2 -	<b>30.387</b>	<b>99.7</b>	<b>42.687</b>	23.029	125.3	<b>1:36.103</b>
<b>10</b>	<b>Tom SHARP</b>				<b>IDL</b>								
1 -	33.611	98.1	43.828	23.149	<b>126.0</b>	1:40.588	8 -	30.382	98.3	44.190	23.072	124.6	1:37.644
2 -	30.830	96.4	44.541	23.293	125.0	1:38.664	9 -	30.876	96.8	43.984	23.839	123.6	1:38.699
3 -	30.797	98.4	43.552	23.045	125.3	1:37.394	10 -	31.240	99.1	43.864	23.238	123.2	1:38.342
4 -	30.635	98.4	44.757	23.414	124.1	1:38.806	11 -	<b>30.209</b>	<b>99.7</b>	43.545	23.145	124.1	1:36.899
5 -	30.504	98.7	1:00.775	23.430	123.6	1:54.709	12 -	30.399	98.7	43.091	24.059	125.7	1:37.549
6 -	30.306	98.0	<b>43.065</b>	23.218	123.6	<b>1:36.589</b>	13 -	30.698	98.8	44.292	<b>22.966</b>	122.5	1:37.956
7 -	30.694	98.1	43.285	23.059	124.3	1:37.038							
<b>19</b>	<b>Christian DICK</b>				<b>Speedworks Motorsport</b>								
1 -	34.231	94.9	44.152	23.358	125.0	1:41.741	8 -	30.554	99.3	42.583	22.992	126.0	1:36.129
2 -	30.689	99.0	43.375	23.278	124.6	1:37.342	9 -	30.534	99.6	<b>42.417</b>	<b>22.778</b>	<b>126.4</b>	<b>1:35.729</b>
3 -	30.627	98.4	42.792	23.228	125.3	1:36.647	10 -	30.445	99.4	42.674	22.876	125.7	1:35.995
4 -	30.407	99.0	42.645	23.170	124.8	1:36.222	11 -	30.430	99.6	42.533	22.977	125.5	1:35.940
5 -	30.314	98.7	42.667	23.018	126.0	1:35.999	12 -	<b>30.266</b>	99.4	43.048	22.857	<b>126.4</b>	1:36.171
6 -	30.418	99.1	42.482	23.018	125.7	1:35.918	13 -	30.543	<b>100.0</b>	43.770	23.621	119.2	1:37.934
7 -	30.797	98.7	42.713	22.948	125.7	1:36.458							
<b>20</b>	<b>Tony HUGHES</b>				<b>Speedworks Motorsport</b>								
1 -	35.439	92.7	47.012	24.249	123.2	1:46.700	8 -	31.405	95.7	45.681	23.864	122.7	1:40.950
2 -	31.876	97.3	45.651	23.951	<b>123.6</b>	1:41.478	9 -	31.629	97.3	45.681	23.960	122.9	1:41.270
3 -	32.377	96.8	45.868	<b>23.859</b>	123.4	1:42.104	10 -	<b>31.705</b>	98.3	45.329	24.161	122.1	<b>1:40.595</b>
4 -	31.631	97.8	45.227	24.291	123.4	1:41.149	11 -	31.672	94.3	45.247	23.956	121.8	1:40.875
5 -	31.928	96.6	45.774	24.134	123.4	1:41.836	12 -	31.478	<b>99.0</b>	45.309	23.922	122.7	1:40.709
6 -	31.653	97.3	45.419	23.955	<b>123.6</b>	1:41.027	13 -	31.738	98.4	<b>45.129</b>	23.885	121.8	1:40.752
7 -	31.611	97.3	45.347	23.999	123.2	1:40.957							
<b>21</b>	<b>Richard SYKES</b>				<b>Speedworks Motorsport</b>								
1 -	35.269	92.1	45.885	24.043	<b>124.8</b>	1:45.197	8 -	31.219	96.7	45.693	23.734	122.5	1:40.646
2 -	32.395	93.9	44.731	23.904	124.1	1:41.030	9 -	30.949	97.0	44.338	23.797	122.7	1:39.084
3 -	31.410	97.1	44.342	23.790	123.2	1:39.542	10 -	30.828	97.3	43.937	<b>23.517</b>	122.9	<b>1:38.282</b>
4 -	30.909	97.7	44.193	24.029	122.3	1:39.131	11 -	<b>30.749</b>	<b>98.3</b>	44.332	24.036	121.8	1:39.117
5 -	31.287	96.4	44.509	23.750	123.2	1:39.546	12 -	31.164	96.3	44.129	23.856	120.9	1:39.149
6 -	31.109	97.3	44.129	23.921	123.4	1:39.159	13 -	30.965	97.7	44.238	23.833	122.1	1:39.036
7 -	30.857	98.1	<b>43.866</b>	23.771	124.1	1:38.494							
<b>25</b>	<b>Nigel MOORE</b>				<b>Tockwith Motorsport</b>								
1 -	32.339	<b>99.7</b>	42.916	22.998	124.6	1:38.253	8 -	30.370	98.5	42.787	23.012	124.1	1:36.169
2 -	30.901	98.1	42.829	23.030	124.1	1:36.760	9 -	30.324	98.5	<b>42.343</b>	23.015	124.3	<b>1:35.682</b>
3 -	30.877	98.5	42.760	23.120	124.6	1:36.757	10 -	30.410	98.5	42.654	22.948	123.9	1:36.012
4 -	30.534	98.8	42.829	23.070	<b>124.8</b>	1:36.433	11 -	30.462	99.3	42.606	22.926	123.4	1:35.994
5 -	30.712	98.1	42.837	<b>22.920</b>	<b>124.8</b>	1:36.469	12 -	30.464	99.1	42.685	23.052	123.9	1:36.201

Brands Hatch GP  
Circuit Length = 2.3009 miles  
Start: 10:50 End: 11:12

Weather / Track : Bright / Dry

# Ginetta G50 Championship

## RACE 5 - ROUND 13 - SECTOR ANALYSIS

6 -	30.312	99.0	42.680	22.967	124.8	1:35.959	13 -	30.405	99.0	42.497	22.983	122.7	1:35.885
7 -	30.586	96.7	43.480	23.706	123.9	1:37.772							
<b>28</b>	<b>Michele TOMMASI</b>						<b>Colards</b>						
1 -	34.420	97.1	44.025	23.628	125.5	1:42.073	8 -	30.461	99.0	42.575	23.291	123.2	1:36.327
2 -	30.943	98.7	43.472	23.244	126.7	1:37.659	9 -	30.792	99.6	43.471	23.392	124.1	1:37.655
3 -	31.057	100.3	43.242	23.042	127.2	1:37.341	10 -	30.986	99.0	43.247	23.712	121.8	1:37.945
4 -	30.652	100.2	45.079	23.649	122.9	1:39.380	11 -	31.030	98.1	44.147	24.250	119.0	1:39.427
5 -	30.629	99.7	43.566	23.443	122.3	1:37.638	12 -	31.319	97.8	43.739	23.569	122.3	1:38.627
6 -	30.847	99.3	43.118	23.450	123.9	1:37.415	13 -	30.610	99.1	43.359	23.664	122.1	1:37.633
7 -	30.568	98.7	42.765	23.364	123.9	1:36.697							
<b>33</b>	<b>Toby NEWTON</b>						<b>Xero</b>						
1 -	33.709	98.0	43.577	23.321	124.1	1:40.607	8 -	30.100	100.2	43.006	23.059	124.3	1:36.165
2 -	30.621	97.1	43.121	23.390	123.6	1:37.132	9 -	30.190	100.9	42.885	23.077	125.0	1:36.152
3 -	30.594	99.4	43.071	23.224	124.1	1:36.889	10 -	30.241	100.6	42.712	22.961	125.7	1:35.914
4 -	30.026	99.9	42.877	23.274	123.9	1:36.177	11 -	30.189	100.2	42.815	23.066	123.6	1:36.070
5 -	30.146	100.0	42.638	23.083	123.9	1:35.867	12 -	30.216	100.6	43.000	23.129	123.9	1:36.345
6 -	30.093	100.3	42.951	23.158	123.6	1:36.202	13 -	30.155	100.3	42.907	23.165	123.2	1:36.227
7 -	30.175	99.7	42.941	23.097	124.8	1:36.213							
<b>40</b>	<b>Fiona JAMES</b>						<b>In2Racing</b>						
1 -	36.636	89.8	47.731	25.223	121.6	1:49.590	8 -	32.863	93.2	46.080	24.758	122.3	1:43.701
2 -	34.141	90.2	47.233	25.014	122.5	1:46.388	9 -	32.040	93.6	45.648	24.571	121.8	1:42.259
3 -	33.184	91.3	46.511	24.473	122.3	1:44.168	10 -	32.557	92.8	46.056	24.784	120.7	1:43.397
4 -	33.157	92.2	46.243	24.682	121.8	1:44.082	11 -	31.953	94.7	45.871	24.913	119.9	1:42.737
5 -	32.440	93.5	46.332	24.679	122.1	1:43.451	12 -	32.586	94.0	46.409	24.980	120.3	1:43.975
6 -	32.663	90.9	45.720	24.554	123.4	1:42.937	13 -	32.714	92.7	46.291	24.829	117.5	1:43.834
7 -	32.298	92.4	45.628	24.446	122.5	1:42.372							
<b>66</b>	<b>Frank WRATHALL</b>						<b>DynoJet / Will Hoy Scholarship</b>						
1 -	33.990	98.1	43.789	23.153	127.4	1:40.932	8 -	30.238	98.7	42.932	22.994	125.0	1:36.164
2 -	30.642	97.3	43.294	22.995	126.4	1:36.931	9 -	30.203	99.3	42.657	22.978	126.0	1:35.838
3 -	30.453	97.1	43.106	23.034	126.9	1:36.593	10 -	30.152	99.7	42.829	22.942	125.7	1:35.923
4 -	30.351	99.1	42.804	23.040	126.7	1:36.195	11 -	30.330	99.6	42.681	22.887	126.0	1:35.898
5 -	30.408	100.0	43.073	22.960	126.0	1:36.441	12 -	30.168	100.3	43.160	22.929	126.2	1:36.257
6 -	30.747	98.4	42.894	22.941	126.2	1:35.976	13 -	31.054	97.5	43.273	23.144	121.6	1:37.471
7 -	30.848	99.0	42.826	22.984	126.0	1:36.658							
<b>69</b>	<b>Clive COOTE</b>						<b>Colards</b>						
1 -	35.071	94.1	45.732	23.585	124.1	1:44.388	8 -	30.593	93.2	44.338	23.517	124.3	1:38.448
2 -	31.468	97.4	44.414	23.819	124.8	1:39.701	9 -	30.943	95.6	43.976	23.717	123.4	1:38.636
3 -	30.536	97.4	44.491	23.425	125.3	1:38.452	10 -	31.001	91.6	44.231	23.463	123.9	1:38.695
4 -	30.739	95.7	44.144	23.564	122.5	1:38.447	11 -	31.103	94.9	43.767	23.722	123.6	1:38.592
5 -	30.616	97.1	44.548	23.726	123.6	1:38.890	12 -	30.922	95.6	44.553	23.535	123.2	1:39.010
6 -	30.556	95.1	44.362	23.646	124.1	1:38.564	13 -	30.695	97.0	46.068	23.697	124.1	1:40.460
7 -	31.024	94.3	44.072	23.614	124.3	1:38.710							
<b>70</b>	<b>David DOVE</b>						<b>David Dove Racing</b>						
1 -	35.071	97.5	45.063	24.376	123.6	1:44.510	8 -	30.921	98.0	44.366	23.659	123.6	1:38.946
2 -	31.260	97.0	44.187	23.676	124.6	1:39.123	9 -	31.164	97.7	43.957	23.952	124.1	1:39.073
3 -	31.113	95.6	44.034	23.709	124.6	1:38.856	10 -	31.006	99.0	44.588	23.773	125.0	1:39.367
4 -	30.888	97.1	44.120	23.989	122.3	1:38.997	11 -	31.032	98.8	44.894	24.385	122.1	1:40.311
5 -	31.409	96.3	44.661	24.114	123.9	1:40.184	12 -	32.014	96.7	44.444	23.908	124.3	1:40.366
6 -	31.412	98.4	44.584	23.934	123.6	1:39.930	13 -	31.432	99.0	44.681	24.056	124.1	1:40.169
7 -	31.267	96.0	44.367	23.780	124.1	1:39.414							
<b>97</b>	<b>Hampus RYDMAN</b>						<b>Colards</b>						
1 -	35.007	92.9	44.431	23.794	125.0	1:43.232	8 -	30.813	98.4	43.217	23.301	124.1	1:37.331
2 -	31.637	96.8	43.724	23.403	125.0	1:38.764	9 -	30.689	99.6	43.671	23.378	124.3	1:37.738
3 -	31.114	98.8	43.692	23.891	125.5	1:38.697	10 -	41.327	98.3	43.393	23.592	124.1	1:48.312
4 -	31.249	98.3	43.629	23.982	124.8	1:38.860	11 -	30.845	98.7	43.317	23.283	124.8	1:37.445
5 -	30.805	97.5	43.507	23.599	124.6	1:37.911	12 -	30.818	98.8	43.492	24.149	124.6	1:38.459
6 -	30.983	98.7	43.377	23.570	125.0	1:37.930	13 -	31.174	99.6	44.347	23.265	121.2	1:38.786

Brands Hatch GP  
Circuit Length = 2.3009 miles  
Start: 10:50 End: 11:12

Weather / Track : Bright / Dry

# Ginetta G50 Championship

## RACE 5 - ROUND 13 - SECTOR ANALYSIS

7 -	30.817	96.7	<i>42.928</i>	24.124	124.6	1:37.869							
<b>99</b>	<b>Stephen HEPWORTH</b>						<b>Hepworth International</b>						
1 -	36.711	90.7	47.686	24.983	<i>122.9</i>	1:49.380	7 -	32.751	95.2	45.662	24.324	122.1	1:42.737
2 -	34.495	91.6	46.940	24.593	<i>122.9</i>	1:46.028	8 -	33.254	95.5	45.851	24.131	122.5	1:43.236
3 -	33.544	94.9	46.049	24.792	122.7	1:44.385	9 -	32.727	<i>97.3</i>	45.682	24.460	122.1	1:42.869
4 -	33.515	95.9	45.819	24.771	121.6	1:44.105	10 -	32.725	96.7	50.819	31.223	110.7	1:54.767
5 -	32.749	96.1	45.803	24.361	122.5	1:42.913	11 -	34.648	92.9	50.587	24.658	121.2	1:49.893
6 -	32.935	95.7	45.901	24.401	122.7	1:43.237	12 -	<i>32.688</i>	96.4	<i>45.153</i>	<i>24.109</i>	121.8	<b>1:41.950</b>

# Ginetta G50 Championship

## RACE 5 - ROUND 13 - BEST SECTOR TIMES

SECTOR 1			SECTOR 2			SECTOR 3			IDEAL / BEST COMPARISON						
POS	NO	NAME	TIME	NO	NAME	TIME	NO	NAME	TIME	POS	NO	NAME	IDEAL	BEST	DIFF
1	33	NEWTON	30.026	25	MOORE	42.343	19	DICK	22.778	1	19	DICK	1:35.461	1:35.729	0.268
2	66	WRATHALL	30.141	19	DICK	42.417	66	WRATHALL	22.887	2	25	MOORE	1:35.575	1:35.682	0.107
3	10	SHARP	30.209	5	DUNSTAN	42.472	5	DUNSTAN	22.897	3	5	DUNSTAN	1:35.618	1:35.811	0.193
4	5	DUNSTAN	30.249	28	TOMMASI	42.575	25	MOORE	22.920	4	33	NEWTON	1:35.625	1:35.867	0.242
5	19	DICK	30.266	33	NEWTON	42.638	33	NEWTON	22.961	5	66	WRATHALL	1:35.685	1:35.838	0.153
6	25	MOORE	30.312	66	WRATHALL	42.657	10	SHARP	22.966	6	6	ABBOTT	1:36.069	1:36.103	0.034
7	6	ABBOTT	30.387	6	ABBOTT	42.687	6	ABBOTT	22.995	7	28	TOMMASI	1:36.078	1:36.327	0.249
8	28	TOMMASI	30.461	97	RYDMAN	42.928	28	TOMMASI	23.042	8	10	SHARP	1:36.240	1:36.589	0.349
9	69	COOTE	30.536	10	SHARP	43.065	97	RYDMAN	23.265	9	97	RYDMAN	1:36.882	1:37.331	0.449
10	4	CARMAN	30.637	4	CARMAN	43.556	69	COOTE	23.425	10	69	COOTE	1:37.728	1:38.447	0.719
11	97	RYDMAN	30.689	69	COOTE	43.767	21	SYKES	23.517	11	4	CARMAN	1:37.751	1:38.073	0.322
12	21	SYKES	30.749	21	SYKES	43.866	4	CARMAN	23.558	12	21	SYKES	1:38.132	1:38.282	0.150
13	70	DOVE	30.888	70	DOVE	43.957	70	DOVE	23.659	13	70	DOVE	1:38.504	1:38.856	0.352
14	20	HUGHES	31.105	20	HUGHES	45.129	20	HUGHES	23.859	14	20	HUGHES	1:40.093	1:40.595	0.502
15	40	JAMES	31.953	99	HEPWORTH	45.153	99	HEPWORTH	24.109	15	99	HEPWORTH	1:41.950	1:41.950	0.000
16	99	HEPWORTH	32.688	40	JAMES	45.628	40	JAMES	24.446	16	40	JAMES	1:42.027	1:42.259	0.232
											Perfect Lap		1:35.147		

**Ginetta G50 Championship**  
**RACE 5 - ROUND 13 - SPEED TRAPS**

SECTOR 1				SECTOR 2			FINISH LINE			
POS	NO	NAME	MPH	NO	NAME	MPH	NO	NAME	MPH	
1	33	Toby NEWTON	100.9				66	Frank WRATHALL	127.4	
2	28	Michele TOMMASI	100.3				5	Tom DUNSTAN	127.2	
3	66	Frank WRATHALL	100.3				28	Michele TOMMASI	127.2	
4	19	Christian DICK	100.0				19	Christian DICK	126.4	
5	5	Tom DUNSTAN	99.7				6	Hunter ABBOTT	126.0	
6	6	Hunter ABBOTT	99.7				10	Tom SHARP	126.0	
7	10	Tom SHARP	99.7				33	Toby NEWTON	125.7	
8	25	Nigel MOORE	99.7				4	Rod CARMAN	125.5	
9	97	Hampus RYDMAN	99.6				97	Hampus RYDMAN	125.5	
10	20	Tony HUGHES	99.0				69	Clive COOTE	125.3	
11	70	David DOVE	99.0				70	David DOVE	125.0	
12	4	Rod CARMAN	98.7				21	Richard SYKES	124.8	
13	21	Richard SYKES	98.3				25	Nigel MOORE	124.8	
14	69	Clive COOTE	97.4				20	Tony HUGHES	123.6	
15	99	Stephen HEPWORTH	97.3				40	Fiona JAMES	123.4	
16	40	Fiona JAMES	94.7				99	Stephen HEPWORTH	122.9	

# Ginetta G50 Championship

## RACE 5 - ROUND 13 - POSITION CHART

No	Name	Laps Pos	1	2	3	4	5	6	7	8	9	10	11	12	13
			25	MOORE	1	25	25	25	25	25	25	25	25	25	25
5	DUNSTAN	2	5	5	5	5	5	5	5	5	5	5	5	5	5
6	ABBOTT	3	6	6	33	33	33	33	33	33	33	33	33	33	33
33	NEWTON	4	33	33	66	66	66	66	66	66	66	66	66	66	66
10	SHARP	5	10	66	19	19	19	19	19	19	19	19	19	19	19
66	WRATHALL	6	66	19	10	10	28	28	28	28	28	28	28	28	28
19	DICK	7	19	10	28	28	97	97	97	97	97	4	4	4	4
28	TOMMASI	8	28	28	4	97	4	4	4	4	4	69	69	69	10
4	CARMAN	9	4	4	97	4	69	69	69	69	69	97	97	97	97
97	RYDMAN	10	97	97	70	69	70	70	70	70	70	10	10	10	69
70	DOVE	11	70	70	69	70	21	21	21	10	10	70	70	21	21
21	SYKES	12	21	69	21	21	10	10	10	21	21	21	21	70	70
69	COOTE	13	69	21	20	20	20	20	20	20	20	20	20	20	20
20	HUGHES	14	20	20	99	99	99	99	99	99	99	40	40	40	40
99	HEPWORTH	15	99	99	40	40	40	40	40	40	40	99	99	99	
40	JAMES	16	40	40											

# Ginetta G50 Championship

## RACE 13 - ROUND 14 - CLASSIFICATION

POS	NO	CL	DRIVER / TEAM	CAR	LAPS	TIME	GAP	DIFF	MPH	BEST	ON
1	6		<b>Hunter ABBOTT</b> Rob Austin Racing	Ginetta G50	13	20:53.798			85.88	1:35.731	7
2	66		<b>Frank WRATHALL</b> DynoJet / Will Hoy Scholarship	Ginetta G50	13	20:54.126	0.328	0.328	85.86	1:35.632	10
3	19		<b>Christian DICK</b> Speedworks Motorsport	Ginetta G50	13	20:54.836	1.038	0.710	85.81	1:35.291	10
4	5		<b>Tom DUNSTAN</b> Team GCR	Ginetta G50	13	21:01.273	7.475	6.437	85.37	1:35.863	4
5	33		<b>Toby NEWTON</b> Xero	Ginetta G50	13	21:01.415	7.617	0.142	85.36	1:35.908	4
6	28		<b>Michele TOMMASI</b> Colards	Ginetta G50	13	21:11.674	17.876	10.259	84.67	1:36.578	10
7	10		<b>Tom SHARP</b> IDL	Ginetta G50	13	21:13.439	19.641	1.765	84.55	1:36.489	13
8	97		<b>Hampus RYDMAN</b> Colards	Ginetta G50	13	21:14.723	20.925	1.284	84.47	1:36.798	13
9	4		<b>Rod CARMAN</b> Rob Austin Racing	Ginetta G50	13	21:31.715	37.917	16.992	83.36	1:38.264	13
10	69		<b>Clive COOTE</b> Colards	Ginetta G50	13	21:31.829	38.031	0.114	83.35	1:37.292	9
11	21		<b>Richard SYKES</b> Speedworks Motorsport	Ginetta G50	13	22:03.186	1:09.388	31.357	81.38	1:38.233	4
12	20		<b>Tony HUGHES</b> Speedworks Motorsport	Ginetta G50	13	22:06.850	1:13.052	3.664	81.15	1:40.204	13
13	40		<b>Fiona JAMES</b> In2Racing	Ginetta G50	12	21:33.996	1 lap	1 lap	76.81	1:42.462	4

### NOT CLASSIFIED

DNF	99		<b>Stephen HEPWORTH</b> Hepworth International	Ginetta G50	9	15:34.437	4 laps	3 laps	79.77	1:41.742	7
DNF	70		<b>David DOVE</b> David Dove Racing	Ginetta G50	0						

### FASTEST LAP

	19		<b>Christian DICK</b> Speedworks Motorsport	Ginetta G50	10	1:35.291			86.92 mph	139.89 kph	
--	----	--	--	-------------	----	----------	--	--	-----------	------------	--

Weather / Track : Cloudy / Dry

These results are provisional until the conclusion of any judicial and technical matters.

Brands Hatch GP  
Circuit Length = 2.3009 miles  
Start: 17:26 End: 17:48

Clerk of Course :		Timekeeper :	
-------------------	--	--------------	--

**Ginetta G50 Championship**  
**RACE 13 - ROUND 14 - LAP CHART**

Lap 1			Lap 2			Lap 3			Lap 4			Lap 5		
No	Behind	Laptime	No	Behind	Laptime	No	Behind	Laptime	No	Behind	Laptime	No	Behind	Laptime
6		1:39.206	6		1:36.678	6		1:36.204	6		1:35.969	6		1:35.864
5	0.296	1:39.239	66	0.648	1:36.833	66	0.443	1:35.999	66	0.374	1:35.900	66	0.225	1:35.715
66	0.493	1:39.500	5	1.442	1:37.824	5	1.336	1:36.098	5	1.230	1:35.863	5	1.305	1:35.939
19	0.915	1:39.574	19	1.771	1:37.534	19	1.630	1:36.063	19	1.536	1:35.875	19	1.448	1:35.776
33	1.386	1:39.830	33	2.270	1:37.562	33	2.421	1:36.355	33	2.360	1:35.908	33	2.701	1:36.205
28	2.299	1:40.465	28	4.009	1:38.388	28	4.950	1:37.145	28	6.296	1:37.315	28	7.698	1:37.266
10	2.553	1:40.474	10	4.216	1:38.341	10	5.494	1:37.482	10	7.266	1:37.741	10	8.722	1:37.320
97	3.114	1:40.851	97	4.810	1:38.374	97	5.854	1:37.248	97	7.711	1:37.826	97	9.268	1:37.421
4	4.810	1:42.352	4	7.173	1:39.041	4	9.591	1:38.622	4	12.118	1:38.496	4	14.680	1:38.426
21	5.532	1:42.955	21	8.418	1:39.564	21	11.018	1:38.804	21	13.282	1:38.233	21	15.907	1:38.489
20	7.986	1:44.583	69	13.136	1:40.845	69	15.712	1:38.780	69	18.913	1:39.170	69	21.586	1:38.537
69	8.969	1:44.821	20	15.178	1:43.870	20	21.826	1:42.852	20	27.627	1:41.770	20	33.239	1:41.476
40	9.085	1:45.429	40	16.761	1:44.354	40	23.190	1:42.633	40	29.683	1:42.462	99	39.816	1:45.884
99	9.728	1:45.951	99	17.092	1:44.042	99	23.392	1:42.504	99	29.796	1:42.373	40	1:00.012	2:06.193

**Ginetta G50 Championship**  
**RACE 13 - ROUND 14 - LAP CHART**

Lap 6			Lap 7			Lap 8			Lap 9			Lap 10		
No	Behind	Laptime	No	Behind	Laptime	No	Behind	Laptime	No	Behind	Laptime	No	Behind	Laptime
6		1:35.992	6		1:35.731	6		1:35.768	6		1:35.900	6		1:35.759
66	0.236	1:36.003	66	0.284	1:35.779	66	0.177	1:35.661	66	0.254	1:35.977	66	0.127	1:35.632
19	1.994	1:36.538	19	1.860	1:35.597	19	1.602	1:35.510	19	1.256	1:35.554	19	0.788	1:35.291
5	2.605	1:37.292	5	2.977	1:36.103	5	3.532	1:36.323	5	3.655	1:36.023	5	4.438	1:36.542
33	3.066	1:36.357	33	3.468	1:36.133	33	4.054	1:36.354	33	4.174	1:36.020	33	4.681	1:36.266
28	8.789	1:37.083	28	11.309	1:38.251	28	12.980	1:37.439	28	14.100	1:37.020	28	14.919	1:36.578
10	9.555	1:36.825	10	11.425	1:37.601	97	13.633	1:36.915	97	14.577	1:36.844	97	16.778	1:37.960
97	11.066	1:37.790	97	12.486	1:37.151	10	14.045	1:38.388	10	14.830	1:36.685	10	16.936	1:37.865
4	17.446	1:38.758	4	20.306	1:38.591	4	23.504	1:38.966	4	26.956	1:39.352	4	30.358	1:39.161
21	18.488	1:38.573	21	21.310	1:38.553	69	29.243	1:37.999	69	30.635	1:37.292	69	32.552	1:37.676
69	23.267	1:37.673	69	27.012	1:39.476	21	31.360	1:45.818	21	40.063	1:44.603	21	48.104	1:43.800
20	38.815	1:41.568	20	44.262	1:41.178	20	49.300	1:40.806	20	54.209	1:40.809	20	59.164	1:40.714
99	45.842	1:42.018	99	51.853	1:41.742	99	57.993	1:41.908	99	1:04.679	1:42.586			
40	1:08.623	1:44.603	40	1:15.845	1:42.953	40	1:23.829	1:43.752	40	1:31.063	1:43.134			

# Ginetta G50 Championship

## RACE 13 - ROUND 14 - LAP CHART

Lap 11			Lap 12			Lap 13		
No	Behind	Laptime	No	Behind	Laptime	No	Behind	Laptime
6		1:36.043	6		1:35.937	6		1:36.301
66	0.250	1:36.166	66	0.458	1:36.145	66	0.328	1:36.171
19	0.572	1:35.827	19	1.547	1:36.912	19	1.038	1:35.792
5	5.941	1:37.546	5	6.776	1:36.772	5	7.475	1:37.000
33	6.309	1:37.671	33	6.979	1:36.607	33	7.617	1:36.939
28	16.394	1:37.518	28	17.295	1:36.838	28	17.876	1:36.882
10	18.133	1:37.240	10	19.453	1:37.257	10	19.641	1:36.489
97	18.921	1:38.186	97	20.428	1:37.444	97	20.925	1:36.798
40	1 LAP	2:05.251	40	1 LAP	1:43.619	4	37.917	1:38.264
4	33.118	1:38.803	4	35.954	1:38.773	69	38.031	1:37.982
69	34.589	1:38.080	69	36.350	1:37.698	40	1 LAP	1:44.305
21	55.509	1:43.448	21	1:02.574	1:43.002	21	1:09.388	1:43.115
20	1:04.494	1:41.373	20	1:09.149	1:40.592	20	1:13.052	1:40.204

# Ginetta G50 Championship

## RACE 13 - ROUND 14 - SECTOR ANALYSIS

<b>4</b>	<b>Rod CARMAN</b>				<b>Rob Austin Racing</b>								
1 -	34.000	96.6	44.619	23.733	123.4	1:42.352	8 -	<b>30.904</b>	97.8	44.189	23.873	122.5	1:38.966
2 -	31.139	<b>99.3</b>	44.242	23.660	123.2	1:39.041	9 -	31.077	97.5	44.536	23.739	123.2	1:39.352
3 -	30.925	98.5	43.976	23.721	<b>123.6</b>	1:38.622	10 -	31.169	97.7	44.351	23.641	123.2	1:39.161
4 -	30.911	98.3	43.777	23.808	123.2	1:38.496	11 -	31.193	97.8	43.940	23.670	123.4	1:38.803
5 -	30.989	98.0	43.970	<b>23.467</b>	123.4	1:38.426	12 -	31.111	97.5	43.984	23.678	<b>123.6</b>	1:38.773
6 -	30.932	98.1	44.289	23.537	122.7	1:38.758	13 -	30.978	98.3	<b>43.696</b>	23.590	122.5	<b>1:38.264</b>
7 -	31.072	97.7	43.844	23.675	123.4	1:38.591							
<b>5</b>	<b>Tom DUNSTAN</b>				<b>Team GCR</b>								
1 -	32.415	99.4	43.596	23.228	125.7	1:39.239	8 -	30.489	98.8	42.737	23.097	125.0	1:36.323
2 -	30.602	99.4	43.942	23.280	126.0	1:37.824	9 -	30.395	98.7	42.587	<b>23.041</b>	125.3	1:36.023
3 -	30.417	99.1	42.584	23.097	<b>126.2</b>	1:36.098	10 -	30.433	98.0	42.982	23.127	124.6	1:36.542
4 -	<b>30.301</b>	99.3	42.505	23.057	125.7	<b>1:35.863</b>	11 -	30.844	98.0	43.470	23.232	124.6	1:37.546
5 -	30.339	99.3	<b>42.459</b>	23.141	126.0	1:35.939	12 -	30.577	98.1	42.834	23.361	124.3	1:36.772
6 -	30.939	98.1	43.285	23.068	<b>126.2</b>	1:37.292	13 -	30.632	98.0	43.037	23.331	124.1	1:37.000
7 -	30.395	<b>99.6</b>	42.567	23.141	125.7	1:36.103							
<b>6</b>	<b>Hunter ABBOTT</b>				<b>Rob Austin Racing</b>								
1 -	32.314	98.5	43.634	23.258	123.2	1:39.206	8 -	30.331	98.7	42.548	22.889	123.4	1:35.768
2 -	30.434	<b>98.8</b>	42.987	23.257	122.9	1:36.678	9 -	30.410	98.5	<b>42.507</b>	22.983	122.9	1:35.900
3 -	30.400	98.7	42.684	23.120	123.4	1:36.204	10 -	<b>30.165</b>	98.7	42.653	22.941	123.2	1:35.759
4 -	30.234	<b>98.8</b>	42.862	22.873	123.9	1:35.969	11 -	30.478	98.1	42.665	22.900	123.6	1:36.043
5 -	30.242	98.7	42.616	23.006	123.2	1:35.864	12 -	30.409	98.5	42.525	23.003	123.4	1:35.937
6 -	30.525	98.7	42.690	<b>22.777</b>	<b>124.1</b>	1:35.992	13 -	30.430	98.7	42.852	23.019	122.5	1:36.301
7 -	30.223	<b>98.8</b>	42.588	22.920	123.2	<b>1:35.731</b>							
<b>10</b>	<b>Tom SHARP</b>				<b>IDL</b>								
1 -	33.182	97.5	43.921	23.371	125.5	1:40.474	8 -	31.202	99.1	44.037	23.149	124.8	1:38.388
2 -	31.239	99.1	44.069	23.033	<b>126.0</b>	1:38.341	9 -	30.534	98.8	43.127	23.024	125.7	1:36.685
3 -	30.770	99.1	43.504	23.208	124.3	1:37.482	10 -	30.953	98.0	43.181	23.731	124.3	1:37.865
4 -	30.863	99.1	43.726	23.152	123.9	1:37.741	11 -	30.949	96.8	43.268	23.023	123.4	1:37.240
5 -	30.852	98.4	43.313	23.155	124.3	1:37.320	12 -	30.876	98.1	43.386	<b>22.995</b>	123.2	1:37.257
6 -	30.482	98.5	43.249	23.094	123.9	1:36.825	13 -	30.478	98.3	<b>43.011</b>	23.000	123.2	<b>1:36.489</b>
7 -	<b>30.271</b>	<b>99.3</b>	43.418	23.912	124.8	1:37.601							
<b>19</b>	<b>Christian DICK</b>				<b>Speedworks Motorsport</b>								
1 -	32.619	98.3	43.731	23.224	126.0	1:39.574	8 -	<b>30.231</b>	99.4	42.488	22.791	125.3	1:35.510
2 -	30.886	98.7	43.243	23.405	<b>126.9</b>	1:37.534	9 -	30.262	99.0	42.606	<b>22.686</b>	125.7	1:35.554
3 -	30.546	99.9	42.556	22.961	126.7	1:36.063	10 -	30.242	99.7	<b>42.227</b>	22.822	125.3	<b>1:35.291</b>
4 -	30.261	100.2	42.711	22.903	126.7	1:35.875	11 -	30.551	99.7	42.567	22.709	126.4	1:35.827
5 -	30.382	<b>100.3</b>	42.561	22.833	126.2	1:35.776	12 -	30.574	99.4	43.464	22.874	125.0	1:36.912
6 -	30.885	98.5	42.701	22.952	124.8	1:36.538	13 -	30.344	99.7	42.310	23.138	123.9	1:35.792
7 -	30.400	98.7	42.340	22.857	124.8	1:35.597							
<b>20</b>	<b>Tony HUGHES</b>				<b>Speedworks Motorsport</b>								
1 -	34.405	91.7	45.863	24.315	120.9	1:44.583	8 -	31.803	97.5	45.094	23.909	122.3	1:40.806
2 -	32.739	96.1	47.069	24.062	121.2	1:43.870	9 -	31.484	97.1	45.266	24.059	122.3	1:40.809
3 -	32.215	95.5	46.621	24.016	122.7	1:42.852	10 -	31.686	97.1	45.127	23.901	122.5	1:40.714
4 -	31.911	96.4	45.884	23.975	<b>123.2</b>	1:41.770	11 -	31.733	97.7	45.453	24.187	122.7	1:41.373
5 -	31.579	97.1	45.612	24.285	122.1	1:41.476	12 -	31.684	96.4	45.120	<b>23.788</b>	122.9	1:40.592
6 -	32.042	96.8	45.539	23.987	122.3	1:41.568	13 -	<b>31.480</b>	<b>98.1</b>	<b>44.649</b>	24.075	<b>123.2</b>	<b>1:40.204</b>
7 -	31.687	97.3	45.512	23.979	122.1	1:41.178							
<b>21</b>	<b>Richard SYKES</b>				<b>Speedworks Motorsport</b>								
1 -	33.503	96.6	45.579	23.873	<b>122.1</b>	1:42.955	8 -	32.114	80.5	49.313	24.391	119.7	1:45.818
2 -	31.560	<b>97.3</b>	44.136	23.868	121.6	1:39.564	9 -	32.905	89.6	46.617	25.081	116.7	1:44.603
3 -	31.232	96.0	44.022	23.550	121.6	1:38.804	10 -	32.920	90.7	46.410	24.470	118.4	1:43.800
4 -	30.817	97.1	<b>43.877</b>	<b>23.539</b>	<b>122.1</b>	<b>1:38.233</b>	11 -	32.562	91.2	46.229	24.657	117.8	1:43.448
5 -	<b>30.723</b>	96.8	44.140	23.626	121.6	1:38.489	12 -	32.465	90.9	45.931	24.606	118.0	1:43.002
6 -	31.040	95.5	43.890	23.643	121.6	1:38.573	13 -	31.959	90.8	46.386	24.770	112.6	1:43.115
7 -	30.828	97.1	44.077	23.648	121.4	1:38.553							

Brands Hatch GP  
Circuit Length = 2.3009 miles  
Start: 17:26 End: 17:48

Weather / Track : Cloudy / Dry

# Ginetta G50 Championship

## RACE 13 - ROUND 14 - SECTOR ANALYSIS

<b>28</b>	<b>Michele TOMMASI</b>					<b>Colards</b>							
1 -	33.206	98.4	43.873	23.386	<b>123.9</b>	1:40.465	8 -	30.926	99.3	42.901	23.612	121.4	1:37.439
2 -	31.192	<b>100.0</b>	43.768	23.428	123.6	1:38.388	9 -	30.509	99.3	43.013	23.498	122.9	1:37.020
3 -	30.556	99.6	43.001	23.588	123.4	1:37.145	10 -	30.520	98.5	<b>42.679</b>	23.379	123.2	<b>1:36.578</b>
4 -	30.830	99.9	43.028	23.457	122.9	1:37.315	11 -	30.851	99.3	43.252	23.415	122.7	1:37.518
5 -	30.778	99.3	43.039	23.449	122.7	1:37.266	12 -	<b>30.420</b>	99.0	42.982	23.436	122.5	1:36.838
6 -	30.540	99.3	43.080	23.463	122.7	1:37.083	13 -	30.423	98.4	43.105	<b>23.354</b>	123.2	1:36.882
7 -	30.640	99.4	43.681	23.930	123.6	1:38.251							
<b>33</b>	<b>Toby NEWTON</b>					<b>Xero</b>							
1 -	32.676	96.8	43.725	23.429	125.0	1:39.830	8 -	30.374	<b>100.6</b>	42.869	23.111	125.3	1:36.354
2 -	30.713	<b>100.6</b>	43.048	23.801	<b>125.5</b>	1:37.562	9 -	30.253	100.0	42.790	<b>22.977</b>	125.3	1:36.020
3 -	30.401	100.3	42.794	23.160	124.3	1:36.355	10 -	30.139	99.9	43.021	23.106	124.3	1:36.266
4 -	30.225	100.3	<b>42.666</b>	23.017	125.0	<b>1:35.908</b>	11 -	30.667	100.0	43.797	23.207	124.6	1:37.671
5 -	<b>30.139</b>	100.3	42.849	23.217	124.1	1:36.205	12 -	30.517	99.7	43.088	23.002	<b>125.5</b>	1:36.607
6 -	30.396	99.7	42.964	22.997	<b>125.5</b>	1:36.357	13 -	30.496	99.6	43.272	23.171	<b>125.5</b>	1:36.939
7 -	30.265	100.2	42.702	23.166	125.3	1:36.133							
<b>40</b>	<b>Fiona JAMES</b>					<b>In2Racing</b>							
1 -	34.570	91.1	46.247	24.612	119.0	1:45.429	7 -	32.368	94.5	46.041	24.544	120.9	1:42.953
2 -	32.709	95.3	47.143	24.502	122.1	1:44.354	8 -	32.353	94.1	46.595	24.804	120.3	1:43.752
3 -	<b>32.049</b>	95.3	46.058	24.526	<b>122.3</b>	1:42.633	9 -	32.681	94.0	46.090	<b>24.363</b>	121.4	1:43.134
4 -	32.093	<b>95.7</b>	<b>45.586</b>	24.783	122.1	<b>1:42.462</b>	10 -	53.117	73.4	47.310	24.824	120.5	2:05.251
5 -	54.547	93.7	47.070	24.576	120.1	2:06.193	11 -	32.873	93.7	46.055	24.691	120.3	1:43.619
6 -	33.251	91.4	46.727	24.625	120.1	1:44.603	12 -	33.108	92.8	46.659	24.538	119.9	1:44.305
<b>66</b>	<b>Frank WRATHALL</b>					<b>DynoJet / Will Hoy Scholarship</b>							
1 -	32.695	97.7	43.646	23.159	<b>126.9</b>	1:39.500	8 -	30.353	99.3	<b>42.552</b>	22.756	<b>126.9</b>	1:35.661
2 -	30.673	99.9	43.150	23.010	125.7	1:36.833	9 -	30.491	99.0	42.721	22.765	126.0	1:35.977
3 -	30.298	<b>100.3</b>	42.696	23.005	126.2	1:35.999	10 -	<b>30.241</b>	99.7	42.603	22.788	126.4	<b>1:35.632</b>
4 -	30.253	100.2	42.791	22.856	126.4	1:35.900	11 -	30.635	98.7	42.703	22.828	126.2	1:36.166
5 -	30.258	99.6	42.669	22.788	126.7	1:35.715	12 -	30.501	99.4	42.646	22.998	125.5	1:36.145
6 -	30.570	98.5	42.759	<b>22.674</b>	126.7	1:36.003	13 -	30.264	98.0	42.777	23.130	119.4	1:36.171
7 -	30.307	99.6	42.742	22.730	126.2	1:35.779							
<b>69</b>	<b>Clive COOTE</b>					<b>Colards</b>							
1 -	34.289	86.9	46.462	24.070	122.5	1:44.821	8 -	30.575	97.1	44.118	23.306	124.1	1:37.999
2 -	31.812	<b>98.7</b>	45.491	23.542	123.6	1:40.845	9 -	30.444	98.1	<b>43.507</b>	23.341	124.1	<b>1:37.292</b>
3 -	30.959	96.3	44.426	23.395	124.3	1:38.780	10 -	<b>30.304</b>	96.8	44.010	23.362	123.6	1:37.676
4 -	31.003	98.3	44.757	23.410	124.1	1:39.170	11 -	30.623	96.3	44.110	23.347	123.9	1:38.080
5 -	30.874	96.6	44.523	<b>23.140</b>	124.6	1:38.537	12 -	30.614	96.8	43.681	23.403	<b>124.8</b>	1:37.698
6 -	30.352	97.0	43.924	23.397	124.1	1:37.673	13 -	30.951	97.0	43.646	23.385	123.2	1:37.982
7 -	31.384	97.0	44.528	23.564	124.3	1:39.476							
<b>97</b>	<b>Hampus RYDMAN</b>					<b>Colards</b>							
1 -	33.209	99.1	44.202	23.440	125.7	1:40.851	8 -	30.736	98.8	43.093	<b>23.086</b>	124.3	1:36.915
2 -	31.317	99.1	43.867	23.190	125.3	1:38.374	9 -	30.612	98.4	<b>42.853</b>	23.379	125.0	1:36.844
3 -	30.820	98.3	43.245	23.183	<b>126.0</b>	1:37.248	10 -	30.543	99.4	43.081	24.336	123.9	1:37.960
4 -	30.805	95.2	43.831	23.190	125.5	1:37.826	11 -	31.464	95.9	43.411	23.311	124.8	1:38.186
5 -	30.869	97.8	43.223	23.329	125.5	1:37.421	12 -	31.133	98.4	43.169	23.142	124.8	1:37.444
6 -	<b>30.442</b>	<b>99.7</b>	43.126	24.222	121.8	1:37.790	13 -	30.729	98.5	42.897	23.172	122.5	<b>1:36.798</b>
7 -	30.883	99.1	43.119	23.149	124.8	1:37.151							
<b>99</b>	<b>Stephen HEPWORTH</b>					<b>Hepworth International</b>							
1 -	35.073	90.7	46.625	24.253	124.6	1:45.951	6 -	32.686	96.6	44.976	24.356	121.8	1:42.018
2 -	32.615	<b>97.4</b>	47.191	24.236	125.3	1:44.042	7 -	32.451	96.6	<b>44.843</b>	24.448	121.4	<b>1:41.742</b>
3 -	32.237	97.1	46.013	24.254	<b>125.5</b>	1:42.504	8 -	32.360	96.3	45.283	24.265	121.8	1:41.908
4 -	<b>32.200</b>	97.0	45.592	24.581	124.1	1:42.373	9 -	32.658	96.1	45.561	24.367	122.1	1:42.586
5 -	36.651	94.7	45.214	<b>24.019</b>	122.1	1:45.884							

Brands Hatch GP  
Circuit Length = 2.3009 miles  
Start: 17:26 End: 17:48

Weather / Track : Cloudy / Dry

# Ginetta G50 Championship

## RACE 13 - ROUND 14 - BEST SECTOR TIMES

SECTOR 1			SECTOR 2			SECTOR 3			IDEAL / BEST COMPARISON						
POS	NO	NAME	TIME	NO	NAME	TIME	NO	NAME	TIME	POS	NO	NAME	IDEAL	BEST	DIFF
1	33	NEWTON	30.139	19	DICK	42.227	66	WRATHALL	22.674	1	19	DICK	1:35.144	1:35.291	0.147
2	6	ABBOTT	30.165	5	DUNSTAN	42.459	19	DICK	22.686	2	6	ABBOTT	1:35.449	1:35.731	0.282
3	19	DICK	30.231	6	ABBOTT	42.507	6	ABBOTT	22.777	3	66	WRATHALL	1:35.467	1:35.632	0.165
4	66	WRATHALL	30.241	66	WRATHALL	42.552	33	NEWTON	22.977	4	33	NEWTON	1:35.782	1:35.908	0.126
5	10	SHARP	30.271	33	NEWTON	42.666	10	SHARP	22.995	5	5	DUNSTAN	1:35.801	1:35.863	0.062
6	5	DUNSTAN	30.301	28	TOMMASI	42.679	5	DUNSTAN	23.041	6	10	SHARP	1:36.277	1:36.489	0.212
7	69	COOTE	30.304	97	RYDMAN	42.853	97	RYDMAN	23.086	7	97	RYDMAN	1:36.381	1:36.798	0.417
8	28	TOMMASI	30.420	10	SHARP	43.011	69	COOTE	23.140	8	28	TOMMASI	1:36.453	1:36.578	0.125
9	97	RYDMAN	30.442	69	COOTE	43.507	28	TOMMASI	23.354	9	69	COOTE	1:36.951	1:37.292	0.341
10	21	SYKES	30.723	4	CARMAN	43.696	4	CARMAN	23.467	10	4	CARMAN	1:38.067	1:38.264	0.197
11	4	CARMAN	30.904	21	SYKES	43.877	21	SYKES	23.539	11	21	SYKES	1:38.139	1:38.233	0.094
12	20	HUGHES	31.480	20	HUGHES	44.649	20	HUGHES	23.788	12	20	HUGHES	1:39.917	1:40.204	0.287
13	40	JAMES	32.049	99	HEPWORTH	44.843	99	HEPWORTH	24.019	13	99	HEPWORTH	1:41.062	1:41.742	0.680
14	99	HEPWORTH	32.200	40	JAMES	45.586	40	JAMES	24.363	14	40	JAMES	1:41.998	1:42.462	0.464
											Perfect Lap		1:35.040		

Weather / Track : Cloudy / Dry

www.tsl-timing.com

Brands Hatch GP  
Circuit Length = 2.3009 miles  
Start: 17:26 End: 17:48

Printed - 17.50 Sunday, 13 July 2008

**Ginetta G50 Championship**  
**RACE 13 - ROUND 14 - SPEED TRAPS**

SECTOR 1				SECTOR 2			FINISH LINE			
POS	NO	NAME	MPH	NO	NAME	MPH	NO	NAME	MPH	
1	33	Toby NEWTON	100.6				19	Christian DICK	126.9	
2	19	Christian DICK	100.3				66	Frank WRATHALL	126.9	
3	66	Frank WRATHALL	100.3				5	Tom DUNSTAN	126.2	
4	28	Michele TOMMASI	100.0				10	Tom SHARP	126.0	
5	97	Hampus RYDMAN	99.7				97	Hampus RYDMAN	126.0	
6	5	Tom DUNSTAN	99.6				33	Toby NEWTON	125.5	
7	4	Rod CARMAN	99.3				99	Stephen HEPWORTH	125.5	
8	10	Tom SHARP	99.3				69	Clive COOTE	124.8	
9	6	Hunter ABBOTT	98.8				6	Hunter ABBOTT	124.1	
10	69	Clive COOTE	98.7				28	Michele TOMMASI	123.9	
11	20	Tony HUGHES	98.1				4	Rod CARMAN	123.6	
12	99	Stephen HEPWORTH	97.4				20	Tony HUGHES	123.2	
13	21	Richard SYKES	97.3				40	Fiona JAMES	122.3	
14	40	Fiona JAMES	95.7				21	Richard SYKES	122.1	

Weather / Track : Cloudy / Dry

www.tsl-timing.com

Brands Hatch GP  
 Circuit Length = 2.3009 miles  
 Start: 17:26 End: 17:48

Printed - 17:50 Sunday, 13 July 2008

# Ginetta G50 Championship

## RACE 13 - ROUND 14 - POSITION CHART

No	Name	Laps Pos	Laps													
			1	2	3	4	5	6	7	8	9	10	11	12	13	
6	ABBOTT	1	6	6	6	6	6	6	6	6	6	6	6	6	6	6
5	DUNSTAN	2	5	66	66	66	66	66	66	66	66	66	66	66	66	66
66	WRATHALL	3	66	5	5	5	5	19	19	19	19	19	19	19	19	19
19	DICK	4	19	19	19	19	19	5	5	5	5	5	5	5	5	5
33	NEWTON	5	33	33	33	33	33	33	33	33	33	33	33	33	33	33
28	TOMMASI	6	28	28	28	28	28	28	28	28	28	28	28	28	28	28
10	SHARP	7	10	10	10	10	10	10	10	97	97	97	10	10	10	10
97	RYDMAN	8	97	97	97	97	97	97	97	10	10	10	97	97	97	97
4	CARMAN	9	4	4	4	4	4	4	4	4	4	4	4	4	4	4
21	SYKES	10	21	21	21	21	21	21	21	69	69	69	69	69	69	69
20	HUGHES	11	20	69	69	69	69	69	69	21	21	21	21	21	21	21
69	COOTE	12	69	20	20	20	20	20	20	20	20	20	20	20	20	20
40	JAMES	13	40	40	40	40	99	99	99	99	99	40	40	40	40	40
99	HEPWORTH	14	99	99	99	99	40	40	40	40	40	40	40	40	40	40