



Sponsored by Avon Tyres



Texaco Havoline Ginetta Championship

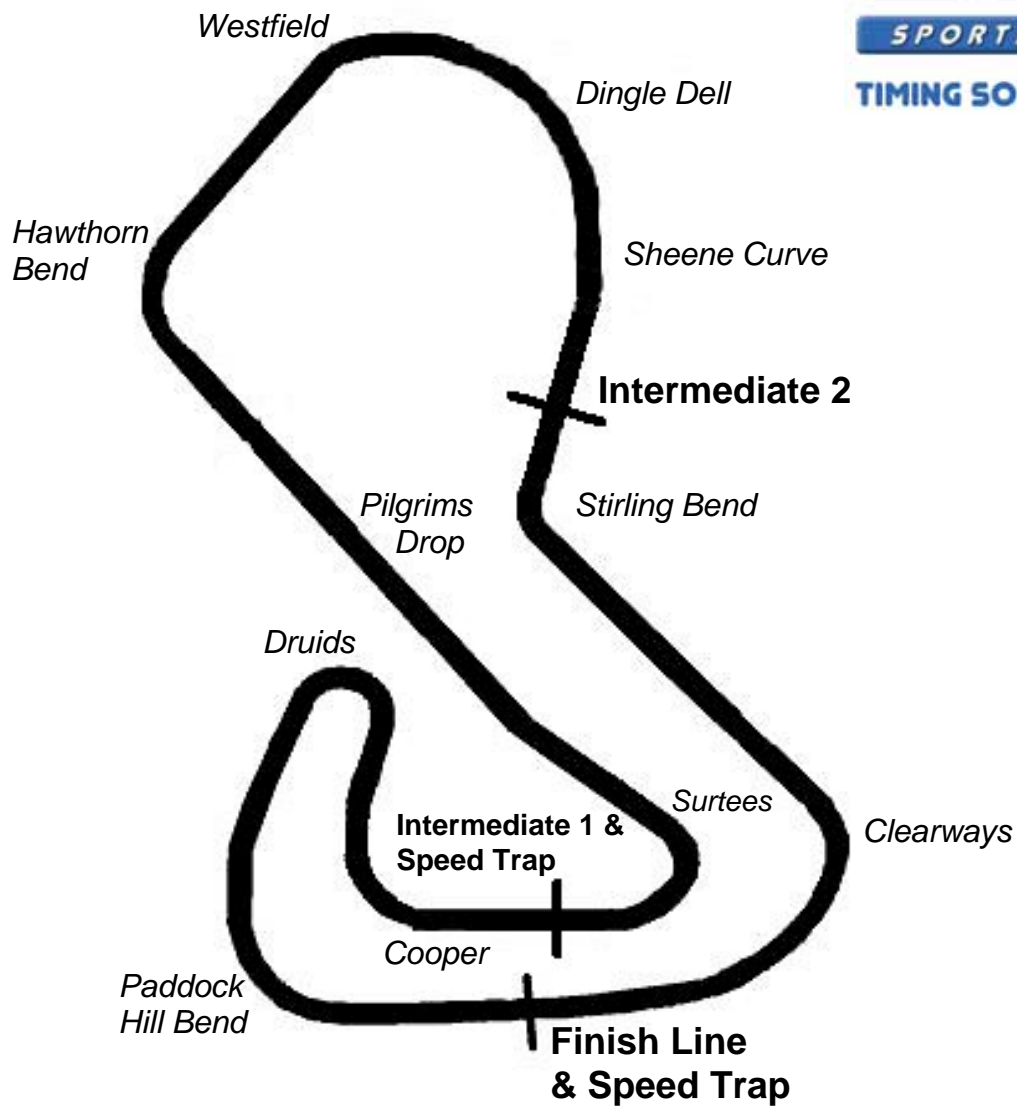
Round 13 & 14
Brands Hatch GP

12th & 13th July 2008



Results Provided by Timing Solutions Ltd
www.tsl-timing.com

BRANDS HATCH GP



Circuit Length:	2.3009 miles / 3702.9 metres
Intermediate 1:	1116 metres
Intermediate 2:	2928 metres
Pit In:	3646 metres
Pit Out:	64 metres after Finish Line
Pit In – Pit Out:	314 metres, @ 60kph = 18.8 seconds, @ 80kph = 14.1 seconds

Texaco Havoline Ginetta Championship

QUALIFYING - RACE 1 - ROUND 13 - CLASSIFICATION - AMENDED

POS	NO	CL	DRIVER / TEAM	CAR	TIME	ON	LAPS	GAP	DIFF	MPH
1	3		Julian BARRATT Reflex Racing GB	Ginetta G20	1:44.039	7	9			79.61
2	28		Kieran VERNON TFC Smalley	Ginetta G20	1:44.277	6	8	0.238	0.238	79.43
3	51		Russell MCCARTHY McCarthy Motorsport	Ginetta G20	1:44.650	7	9	0.611	0.373	79.15
4	46		Andrew SMITH	Ginetta G20	1:44.675	6	9	0.636	0.025	79.13
5	52		Spencer MCCARTHY McCarthy Motorsport	Ginetta G20	1:44.713	7	9	0.674	0.038	79.10
6	5		Steve RIGBY Reflex Racing	Ginetta G20	1:44.964	9	9	0.925	0.251	78.91
7	9		Gary SIMMS Optimum Motorsport	Ginetta G20	1:45.721	3	5	1.682	0.757	78.34
8	20		Edd STRAW Speedworks Motorsport	Ginetta G20	1:45.927	4	9	1.888	0.206	78.19
9	14		Paul MORGAN	Ginetta G20	1:45.970	8	8	1.931	0.043	78.16
10	4		Paul MARSH Tockwith Motorsport	Ginetta G20	1:45.992	8	8	1.953	0.022	78.14
11	99		Phil SYKES Speedworks	Ginetta G20	1:46.329	3	3	2.290	0.337	77.90
12	88		Mark WANIA Academy Motorsport	Ginetta G20	1:46.412	7	8	2.373	0.083	77.84
13	35		Tom JONES Jones Motorhomes	Ginetta G20	1:46.502	8	9	2.463	0.090	77.77
14	21		Richard SYKES Speedworks Motorsport	Ginetta G20	1:46.578	3	4	2.539	0.076	77.71
15	22		Scott KIRLEW	Ginetta G20	1:46.739	3	9	2.700	0.161	77.60
16	6		Matthew FLOWERS Optimum Motorsport	Ginetta G20	1:47.263	7	9	3.224	0.524	77.22
17	38		Wayne AUSTIN Tockwith Motorsport	Ginetta G20	1:48.161	7	8	4.122	0.898	76.58
18	42		Alex DZIURZYNSKI West End Precision Ltd	Ginetta G20	1:48.239	4	5	4.200	0.078	76.52
19	74		Peter DIGNAN Pistonheads	Ginetta G20	1:48.249	5	6	4.210	0.010	76.51
20	11		Michael RALPH Envelope Printing Company	Ginetta G20	1:48.883	7	8	4.844	0.634	76.07
21	7		Steve WILLIAMS Optimum Motorsport	Ginetta G20	1:49.259	8	8	5.220	0.376	75.81
22	58		Martin JONES Hepworth International	Ginetta G20	1:49.393	5	8	5.354	0.134	75.71
23	15		Emily FLETCHER Rob Austin Racing	Ginetta G20	1:49.629	7	7	5.590	0.236	75.55
24	57		Andrew LONG Hepworth International	Ginetta G20	1:50.634	7	8	6.595	1.005	74.86
25	55		Duncan GASS Rob Austin Racing	Ginetta G20	1:53.946	5	8	9.907	3.312	72.69
26	17		Neil MERRY Speedworks Motorsport	Ginetta G20	1:55.238	3	3	11.199	1.292	71.87
27	19		David JACKSON Speedworks Motorsport	Ginetta G20		0	2			

Car 21 - please fit a working transponder

Weather / Track : Cloudy / Dry

These results are provisional until the conclusion of any judicial and technical matters.

Brands Hatch GP
Circuit Length = 2.3009 miles
Start: 10:50 End: 11:07

Clerk of Course :		Timekeeper :
-------------------	--	--------------

Texaco Havoline Ginetta Championship

QUALIFYING - RACE 1 - ROUND 13 - SECTOR ANALYSIS

3	Julian BARRATT				Reflex Racing GB									
1 -	Out	82.5	48.355	25.863	107.9	1:51.337	6 -	32.584	88.0	46.454	25.394	108.9	1:44.432	
2 -		32.968	87.7	46.759	25.210	109.6	1:44.937	7 -	32.515	88.3	46.184	25.340	108.9	1:44.039
3 -		32.472	88.8	46.623	25.406	110.2	1:44.501	8 -	32.506	88.4	46.917	25.241	108.9	1:44.664
4 -		32.580	87.7	46.572	25.289	108.2	1:44.441	9 -	32.482	88.2	46.323	25.573	108.8	1:44.378
5 -		32.720	87.6	46.548	25.587	108.8	1:44.855							
4	Paul MARSH				Tockwith Motorsport									
1 -	Out	63.1	54.170	26.999	107.7	2:02.477	5 -	33.515	86.8	47.431	25.331	108.9	1:46.277	
2 -		35.105	81.9	48.594	26.442	107.5	1:50.141	6 -	33.352	86.1	58.862	27.908	107.2	2:00.122
3 -		34.285	86.3	47.844	25.811	108.1	1:47.940	7 -	33.778	85.5	47.803	25.394	108.4	1:46.975
4 -		33.958	85.7	48.646	25.619	109.5	1:48.223	8 -	33.182	86.5	47.428	25.382	108.4	1:45.992
5	Steve RIGBY				Reflex Racing									
1 -	Out	80.7	50.104	26.517	106.8	1:55.069	6 -	33.545	85.1	1:00.526	25.676	108.4	1:59.747	
2 -		34.044	86.4	47.863	26.048	108.4	1:47.955	7 -	33.701	87.5	46.880	25.512	110.2	1:46.093
3 -		33.785	86.6	47.008	25.678	106.7	1:46.471	8 -	33.382	88.3	47.348	25.503	110.6	1:46.233
4 -		33.480	87.2	47.539	25.735	107.0	1:46.754	9 -	33.209	88.1	46.414	25.341	109.8	1:44.964
5 -		33.096	87.3	47.081	25.405	108.1	1:45.582							
6	Matthew FLOWERS				Optimum Motorsport									
1 -	Out	82.0	49.972	26.310	107.4	1:55.654	6 -	33.994	85.7	48.205	26.525	106.0	1:48.724	
2 -		34.040	86.5	48.887	26.209	106.7	1:49.136	7 -	33.308	86.8	47.824	26.131	108.2	1:47.263
3 -		33.543	86.9	48.723	26.214	107.7	1:48.480	8 -	33.459	86.9	47.840	26.063	106.0	1:47.362
4 -		33.818	87.2	47.755	25.978	107.4	1:47.551	9 -	33.299	86.4	48.205	26.405	108.2	1:47.909
5 -		33.420	86.3	47.943	25.988	107.5	1:47.351							
7	Steve WILLIAMS				Optimum Motorsport									
1 -	Out	60.8	54.540	27.391	108.1	2:04.114	5 -	35.405	84.8	49.675	26.721	107.4	1:51.801	
2 -		35.800	83.9	52.858	26.994	107.7	1:55.652	6 -	35.100	83.1	50.317	26.366	108.6	1:51.783
3 -		35.010	84.9	50.758	26.645	107.7	1:52.413	7 -	34.612	86.5	49.570	26.598	107.0	1:50.780
4 -		35.513	84.4	51.412	26.906	107.7	1:53.831	8 -	34.217	86.7	48.865	26.177	108.2	1:49.259
9	Gary SIMMS				Optimum Motorsport									
1 -	Out	85.1	48.695	25.856	108.8	1:53.207	4 -	33.394	88.8	46.777	25.668	109.6	1:45.839	
2 -		33.271	88.7	47.072	25.565	109.1	1:45.908	5 -	33.367	88.9	47.504	25.669	110.0	1:46.540
3 -		33.067	89.2	47.067	25.587	109.5	1:45.721							
11	Michael RALPH				Envelope Printing Company									
1 -	Out	80.0	51.746	27.289	107.4	2:00.337	5 -	33.996	84.6	52.634	In		1:54.625 P	
2 -		35.077	85.6	51.223	26.180	109.8	1:52.480	6 -	Out	72.0	49.946	26.528	107.7	3:07.224
3 -		35.182	82.8	49.745	26.846	107.0	1:51.773	7 -	33.582	86.6	49.243	26.058	106.7	1:48.883
4 -		34.404	84.5	50.109	26.756	106.2	1:51.269	8 -	33.720	85.5	53.768	In		1:59.983 P
14	Paul MORGAN													
1 -	Out	80.5	57.959	27.735	107.4	2:04.325	5 -	33.121	87.0	47.503	25.713	109.1	1:46.337	
2 -		34.872	77.0	50.355	26.335	108.8	1:51.562	6 -	37.457	71.2	47.842	In		1:50.196 P
3 -		33.407	86.7	48.751	27.516	106.5	1:49.674	7 -	Out	85.7	47.733	25.966	108.2	2:57.969
4 -		33.626	85.5		104.8		1:08.848 D	8 -	33.235	87.6	47.246	25.489	107.7	1:45.970
15	Emily FLETCHER				Rob Austin Racing									
1 -						1:55.065	5 -						1:50.605	
2 -						1:51.601	6 -						1:51.286	
3 -						1:51.396	7 -						1:49.629	
4 -						1:51.479								
17	Neil MERRY				Speedworks Motorsport									
1 -	Out	75.3	53.715	27.875	105.7	2:04.563	3 -	37.788	78.5	50.961	26.489	107.0	1:55.238	
2 -		35.334	83.5	52.043	28.524	99.2	1:55.901							
19	David JACKSON				Speedworks Motorsport									
1 -	Out	82.3	51.803	28.343	107.0	2:00.869	2 -	34.832	87.5	59.436	In		2:03.755 P	

Brands Hatch GP
Circuit Length = 2.3009 miles
Start: 10:50 End: 11:07

Weather / Track : Cloudy / Dry

Texaco Havoline Ginetta Championship
QUALIFYING - RACE 1 - ROUND 13 - SECTOR ANALYSIS

20	Edd STRAW					Speedworks Motorsport							
1 -	Out	80.5	49.066	26.042	109.6	1:51.912	6 -	33.199	86.4	47.659	26.769	104.7	1:47.627
2 -	33.963	86.0	49.641	25.949	108.8	1:49.553	7 -	33.771	85.7	48.983	26.615	107.7	1:49.369
3 -	33.231	86.1	47.494	25.800	107.2	1:46.525	8 -	33.373	86.4	47.470	25.939	109.6	1:46.782
4 -	32.864	86.4	47.248	25.815	108.9	1:45.927	9 -	33.365	85.2	47.526	25.913	107.4	1:46.804
5 -	34.183	85.7	47.821	25.819	107.0	1:47.823							
21	Richard SYKES					Speedworks Motorsport							
1 -						1:46.707	3 -						1:46.578
2 -						9:12.492	4 -						1:55.379
22	Scott KIRLEW												
1 -	Out	84.2	49.346	26.169	108.6	1:52.278	6 -	33.390	87.3	47.512	25.936	107.4	1:46.838
2 -	33.894	84.5	47.696	25.591	108.2	1:47.181	7 -	33.789	87.5	47.850	25.949	105.5	1:47.588
3 -	33.471	86.6	47.624	25.644	107.2	1:46.739	8 -	33.667	85.8	48.243	26.030	105.5	1:47.940
4 -	33.750	86.6	48.103	26.026	105.2	1:47.879	9 -	34.112	85.7	47.676	25.702	109.1	1:47.490
5 -	34.475	82.1	48.977	25.992	107.4	1:49.444							
28	Kieran VERNON					TFC Smalley							
1 -	Out	64.6	57.360	30.328	107.2	2:10.242	5 -	32.996	88.0	50.734	26.742	108.2	1:50.472
2 -	34.280	86.9	47.572	26.065	109.1	1:47.917	6 -	32.815	88.3	46.338	25.124	109.8	1:44.277
3 -	33.092	89.4	1:00.518	31.253	107.9	2:04.863	7 -	33.747	88.1	57.100	28.411	108.2	1:59.258
4 -	33.190	88.3	46.881	25.474	109.1	1:45.545	8 -	32.931	88.2	46.521	25.075	108.9	1:44.527
35	Tom JONES					Jones Motorhomes							
1 -	Out	67.9	55.620	28.262	105.8	2:04.058	6 -	33.563	86.7	48.182	26.085	108.8	1:47.830
2 -	35.729	84.5	49.916	26.554	108.9	1:52.199	7 -	33.383	88.4	47.547	25.616	109.1	1:46.546
3 -	34.736	81.1	49.886	26.471	107.9	1:51.093	8 -	33.291	88.5	47.607	25.604	109.5	1:46.502
4 -	34.226	86.6	49.245	26.026	108.2	1:49.497	9 -	33.243	86.6	47.736	26.236	106.7	1:47.215
5 -	33.649	87.8	48.260	26.007	107.5	1:47.916							
38	Wayne AUSTIN					Tockwith Motorsport							
1 -	Out	71.8	51.699	27.235	107.5	1:57.925	5 -	35.559	82.1	49.683	26.658	104.0	1:51.900
2 -	34.747	81.0	51.298	26.216	108.9	1:52.261	6 -	35.171	79.7	49.043	25.850	107.0	1:50.064
3 -	34.877	77.5	49.963	26.963	105.5	1:51.803	7 -	33.915	86.8	48.370	25.876	107.2	1:48.161
4 -	34.797	82.7	50.803	26.809	107.4	1:52.409	8 -	33.764	87.3	49.066	25.988	107.2	1:48.818
42	Alex DZIURZYNSKI					West End Precision Ltd							
1 -	Out	77.5	51.116	27.060	109.1	1:57.905	4 -	34.128	86.7	47.956	26.155	107.4	1:48.239
2 -	34.094	85.8	49.230	25.868	110.6	1:49.192	5 -	34.211	85.7	48.863	In		1:51.646 P
3 -	34.217	86.6	50.207	26.642	110.6	1:51.066							
46	Andrew SMITH												
1 -	Out	77.7	51.503	26.675	110.6	1:57.339	6 -	33.045	87.5	46.531	25.099	112.4	1:44.675
2 -	34.366	87.3	49.188	25.409	112.8	1:48.963	7 -	33.224	88.2	46.938	25.329	110.9	1:45.491
3 -	34.082	85.4	47.607	25.423	110.4	1:47.112	8 -	32.939	87.7	47.738	25.316	110.4	1:45.993
4 -	33.338	87.8	47.117	25.397	110.4	1:45.852	9 -	33.061	87.8	46.479	25.201	111.7	1:44.741
5 -	33.218	86.9	46.764	25.341	110.4	1:45.323							
51	Russell MCCARTHY					McCarthy Motorsport							
1 -	Out	54.8	55.862	27.192	105.5	2:10.364	6 -	32.958	87.0	46.844	25.406	108.8	1:45.208
2 -	34.589	85.6	49.278	25.888	109.6	1:49.755	7 -	32.989	86.8	46.409	25.252	109.5	1:44.650
3 -	33.744	86.6	47.191	25.617	108.2	1:46.552	8 -	33.080	87.3	47.543	25.519	107.4	1:46.142
4 -	33.849	82.2	47.699	25.454	108.4	1:47.002	9 -	32.679	87.5	47.195	25.361	108.1	1:45.235
5 -	33.083	86.9	47.052	25.441	108.4	1:45.576							
52	Spencer MCCARTHY					McCarthy Motorsport							
1 -	Out	64.0	54.365	27.172	106.7	2:02.888	6 -	33.217	85.2	46.560	25.439	107.5	1:45.216
2 -	34.579	83.5	48.362	26.072	106.7	1:49.013	7 -	33.011	86.6	46.360	25.342	108.8	1:44.713
3 -	33.747	84.8	46.834	25.536	107.0	1:46.117	8 -	34.325	86.6	47.401	25.768	109.1	1:47.494
4 -	34.355	84.0	46.837	25.496	107.4	1:46.688	9 -	33.197	85.9	46.586	25.552	108.4	1:45.335
5 -	33.477	86.9	46.985	25.403	106.8	1:45.865							

Brands Hatch GP
Circuit Length = 2.3009 miles
Start: 10:50 End: 11:07

Weather / Track : Cloudy / Dry

Texaco Havoline Ginetta Championship

QUALIFYING - RACE 1 - ROUND 13 - SECTOR ANALYSIS

55	Duncan GASS				Rob Austin Racing								
1 -	Out 67.4	57.724	28.948	104.7	2:08.582	5 -	35.756	81.5	51.202	26.988	104.5	1:53.946	
2 -	37.534	78.5	53.053	27.773	104.7	1:58.360	6 -	36.416	73.9	51.357	27.232	104.5	1:55.005
3 -	36.487	81.3	51.759	27.181	104.5	1:55.427	7 -	36.861	81.1	51.473	26.844	105.0	1:55.178
4 -	36.541	82.0	51.888	27.243	105.5	1:55.672	8 -	36.340	82.2	51.115	26.784	104.8	1:54.239
57	Andrew LONG				Hepworth International								
1 -	Out 65.7	53.575	27.880	107.4	2:02.447	5 -	35.637	86.7	49.769	26.486	108.2	1:51.892	
2 -	35.458	84.9	52.588	26.598	108.4	1:54.644	6 -	35.404	85.3	49.963	26.529	108.2	1:51.896
3 -	35.597	86.1	50.426	27.351	107.5	1:53.374	7 -	34.824	85.2	49.281	26.529	107.9	1:50.634
4 -	34.745	86.5	51.522	26.740	109.3	1:53.007	8 -	34.791	84.9	49.754	26.384	107.9	1:50.929
58	Martin JONES				Hepworth International								
1 -	Out 60.9	53.836	27.813	107.0	2:02.537	5 -	33.986	84.9	48.816	26.591	105.7	1:49.393	
2 -	35.928	84.6	51.920	26.216	109.8	1:54.064	6 -	34.582	85.2	49.352	26.547	106.3	1:50.481
3 -	34.578	85.6	49.444	26.324	105.7	1:50.346	7 -	35.024	84.7	49.132	26.271	106.0	1:50.427
4 -	34.752	84.7	52.497	26.669	107.4	1:53.918	8 -	34.168	86.4	49.145	26.169	105.8	1:49.482
74	Peter DIGNAN				Pistonheads								
1 -	Out 66.9	54.914	27.247	110.4	2:02.621	4 -	34.227	87.4	48.704	25.911	110.2	1:48.842	
2 -	34.483	87.0	49.997	26.314	109.3	1:50.794	5 -	34.112	86.7	48.125	26.012	109.5	1:48.249
3 -	34.323	88.0	48.705	26.107	110.2	1:49.135	6 -	33.984	86.0	48.553	26.225	108.9	1:48.762
88	Mark WANIA				Academy Motorsport								
1 -	Out 68.1	52.106	27.327	108.1	1:59.362	5 -	33.618	86.3	48.701	26.257	107.9	1:48.576	
2 -	35.146	81.8	1:00.896	26.959	107.2	2:03.001	6 -	33.269	86.6	47.681	25.727	107.9	1:46.677
3 -	34.109	85.2	48.898	In		1:49.191 P	7 -	33.203	87.0	47.671	25.538	108.4	1:46.412
4 -	Out 80.1	49.255	26.369	107.2	3:24.900	8 -	33.080	84.7	47.992	26.885	103.1	1:47.957	
99	Phil SYKES				Speedworks								
1 -	Out 84.3	49.482	26.457	107.0	1:52.694	3 -	33.378	86.9	47.312	25.639	107.4	1:46.329	
2 -	33.819	86.7	47.480	25.713	107.2	1:47.012							

Texaco Havoline Ginetta Championship

QUALIFYING - RACE 1 - ROUND 13 - BEST SECTOR TIMES

SECTOR 1			SECTOR 2			SECTOR 3			IDEAL / BEST COMPARISON						
POS	NO	NAME	TIME	NO	NAME	TIME	NO	NAME	TIME	POS	NO	NAME	IDEAL	BEST	DIFF
1	3	BARRATT	32.472	3	BARRATT	46.184	28	VERNON	25.075	1	3	BARRATT	1:43.866	1:44.039	0.173
2	51	MCCARTHY	32.679	28	VERNON	46.338	46	SMITH	25.099	2	28	VERNON	1:44.228	1:44.277	0.049
3	28	VERNON	32.815	52	MCCARTHY	46.360	3	BARRATT	25.210	3	51	MCCARTHY	1:44.340	1:44.650	0.310
4	20	STRAW	32.864	51	MCCARTHY	46.409	51	MCCARTHY	25.252	4	46	SMITH	1:44.517	1:44.675	0.158
5	46	SMITH	32.939	5	RIGBY	46.414	4	MARSH	25.331	5	52	MCCARTHY	1:44.713	1:44.713	0.000
6	52	MCCARTHY	33.011	46	SMITH	46.479	5	RIGBY	25.341	6	5	RIGBY	1:44.851	1:44.964	0.113
7	9	SIMMS	33.067	9	SIMMS	46.777	52	MCCARTHY	25.342	7	9	SIMMS	1:45.409	1:45.721	0.312
8	88	WANIA	33.080	14	MORGAN	47.246	14	MORGAN	25.489	8	14	MORGAN	1:45.856	1:45.970	0.114
9	5	RIGBY	33.096	20	STRAW	47.248	88	WANIA	25.538	9	20	STRAW	1:45.912	1:45.927	0.015
10	14	MORGAN	33.121	99	SYKES	47.312	9	SIMMS	25.565	10	4	MARSH	1:45.941	1:45.992	0.051
11	4	MARSH	33.182	4	MARSH	47.428	22	KIRLEW	25.591	11	88	WANIA	1:46.289	1:46.412	0.123
12	35	JONES	33.243	22	KIRLEW	47.512	35	JONES	25.604	12	99	SYKES	1:46.329	1:46.329	0.000
13	6	FLOWERS	33.299	35	JONES	47.547	99	SYKES	25.639	13	35	JONES	1:46.394	1:46.502	0.108
14	99	SYKES	33.378	88	WANIA	47.671	20	STRAW	25.800	14	22	KIRLEW	1:46.493	1:46.739	0.246
15	22	KIRLEW	33.390	6	FLOWERS	47.755	38	AUSTIN	25.850	15	6	FLOWERS	1:47.032	1:47.263	0.231
16	11	RALPH	33.582	42	DZIURZYNSKI	47.956	42	DZIURZYNSKI	25.868	16	42	DZIURZYNSKI	1:47.918	1:48.239	0.321
17	38	AUSTIN	33.764	74	DIGNAN	48.125	74	DIGNAN	25.911	17	38	AUSTIN	1:47.984	1:48.161	0.177
18	17	MERRY	33.941	38	AUSTIN	48.370	6	FLOWERS	25.978	18	74	DIGNAN	1:48.020	1:48.249	0.229
19	74	DIGNAN	33.984	58	JONES	48.816	11	RALPH	26.058	19	11	RALPH	1:48.883	1:48.883	0.000
20	58	JONES	33.986	7	WILLIAMS	48.865	58	JONES	26.169	20	58	JONES	1:48.971	1:49.393	0.422
21	42	DZIURZYNSKI	34.094	11	RALPH	49.243	7	WILLIAMS	26.177	21	7	WILLIAMS	1:49.259	1:49.259	0.000
22	7	WILLIAMS	34.217	57	LONG	49.281	57	LONG	26.384	22	57	LONG	1:50.410	1:50.634	0.224
23	57	LONG	34.745	17	MERRY	50.961	17	MERRY	26.489	23	17	MERRY	1:51.391	1:55.238	3.847
24	19	JACKSON	34.832	55	GASS	51.115	55	GASS	26.784	24	55	GASS	1:53.655	1:53.946	0.291
25	55	GASS	35.756	19	JACKSON	51.803	19	JACKSON	28.343	25	19	JACKSON	1:54.978		
26	15	FLETCHER		15	FLETCHER		15	FLETCHER		26	15	FLETCHER		1:49.629	0.000
27	21	SYKES		21	SYKES		21	SYKES		27	21	SYKES		1:46.578	0.000
												Perfect Lap	1:43.731		

Weather / Track : Cloudy / Dry

www.tsl-timing.com

Brands Hatch GP
Circuit Length = 2.3009 miles
Start: 10:50 End: 11:07

Printed - 14.59 Saturday, 12 July 2008

Texaco Havoline Ginetta Championship
QUALIFYING - RACE 1 - ROUND 13 - SPEED TRAPS

SECTOR 1				SECTOR 2			FINISH LINE			
POS	NO	NAME	MPH	NO	NAME	MPH	NO	NAME	MPH	
1	9	Gary SIMMS	90.0				46	Andrew SMITH	112.8	
2	28	Kieran VERNON	89.4				5	Steve RIGBY	110.6	
3	3	Julian BARRATT	88.8				42	Alex DZIURZYNSKI	110.6	
4	35	Tom JONES	88.5				74	Peter DIGNAN	110.4	
5	5	Steve RIGBY	88.3				3	Julian BARRATT	110.2	
6	46	Andrew SMITH	88.2				9	Gary SIMMS	110.0	
7	74	Peter DIGNAN	88.0				11	Michael RALPH	109.8	
8	14	Paul MORGAN	87.6				28	Kieran VERNON	109.8	
9	19	David JACKSON	87.5				58	Martin JONES	109.8	
10	51	Russel MCCARTHY	87.5				20	Edd STRAW	109.6	
11	38	Wayne AUSTIN	87.3				51	Russel MCCARTHY	109.6	
12	6	Matthew FLOWERS	87.2				4	Paul MARSH	109.5	
13	88	Mark WANIA	87.0				35	Tom JONES	109.5	
14	52	Spencer MCCARTHY	86.9				57	Andrew LONG	109.3	
15	99	Phil SYKES	86.9				14	Paul MORGAN	109.1	
16	4	Paul MARSH	86.8				52	Spencer MCCARTHY	109.1	
17	7	Steve WILLIAMS	86.7				38	Wayne AUSTIN	108.9	
18	42	Alex DZIURZYNSKI	86.7				7	Steve WILLIAMS	108.6	
19	57	Andrew LONG	86.7				88	Mark WANIA	108.4	
20	11	Michael RALPH	86.6				6	Matthew FLOWERS	108.2	
21	17	Neil MERRY	86.5				99	Phil SYKES	107.4	
22	20	Edd STRAW	86.4				17	Neil MERRY	107.0	
23	58	Martin JONES	86.4				19	David JACKSON	107.0	
24	55	Duncan GASS	82.2				55	Duncan GASS	105.5	
25										
26										

Car 21 - please fit a working transponder


Weather / Track : Cloudy / Dry

www.tsl-timing.com

Brands Hatch GP
 Circuit Length = 2.3009 miles
 Start: 10:50 End: 11:07

Printed - 11.11 Saturday, 12 July 2008

Texaco Havoline Ginetta Championship
RACE 3 - ROUND 13 - GRID - AMENDED 2

ROW 14	19	David JACKSON	
ROW 13	55	1:53.946 Duncan GASS	17 1:55.238 Neil MERRY
ROW 12	15	1:49.629 Emily FLETCHER	57 1:50.634 Andrew LONG
ROW 11	7	1:49.259 Steve WILLIAMS	58 1:49.393 Martin JONES
ROW 10	74	1:48.249 Peter DIGNAN	11 1:48.883 Michael RALPH
ROW 9	38	1:48.161 Wayne AUSTIN	42 1:48.239 Alex DZIURZYNSKI
ROW 8	22	1:46.739 Scott KIRLEW	6 1:47.263 Matthew FLOWERS
ROW 7	35	1:46.502 Tom JONES	21 1:46.578 Richard SYKES
ROW 6	99	1:46.329 Phil SYKES	88 1:46.412 Mark WANIA
ROW 5	14	1:45.970 Paul MORGAN	4 1:45.992 Paul MARSH
ROW 4	9	1:45.721 Gary SIMMS	20 1:45.927 Edd STRAW
ROW 3	52	1:44.713 Spencer MCCARTHY	5 1:44.964 Steve RIGBY
ROW 2	51	1:44.650 Russell MCCARTHY	46 1:44.675 Andrew SMITH
ROW 1	3	1:44.039 Julian BARRATT	28 1:44.277 Kieran VERNON
Pole			
			


Brands Hatch GP
 Circuit Length = 2.3009 miles

These results are provisional until the conclusion of any judicial and technical matters.

Clerk of Course :		Timekeeper :

Texaco Havoline Ginetta Championship

RACE 10 - ROUND 14 - GRID

ROW 14	51	Roy MCCARTHY		
ROW 13	17	1:55.901 Neil MERRY	19	David JACKSON
ROW 12		1:51.269 11 Michael RALPH		1:54.239 55 Duncan GASS
ROW 11	7	1:50.780 Steve WILLIAMS	57	1:50.929 Andrew LONG
ROW 10		1:49.482 58 Martin JONES		1:50.605 15 Emily FLETCHER
ROW 9	38	1:48.818 Wayne AUSTIN	42	1:49.192 Alex DZIURZYNSKI
ROW 8		1:47.351 6 Matthew FLOWERS		1:48.762 74 Peter DIGNAN
ROW 7	22	1:46.838 Scott KIRLEW	99	1:47.012 Phil SYKES
ROW 6		1:46.677 88 Mark WANIA		1:46.707 21 Richard SYKES
ROW 5	20	1:46.525 Edd STRAW	35	1:46.546 Tom JONES
ROW 4		1:46.277 4 Paul MARSH		1:46.337 14 Paul MORGAN
ROW 3	5	1:45.582 Steve RIGBY	9	1:45.839 Gary SIMMS
ROW 2		1:44.741 46 Andrew SMITH		1:45.216 52 Spencer MCCARTHY
ROW 1	3	1:44.378 Julian BARRATT	28	1:44.527 Kieran VERNON
Pole				
				

Brands Hatch GP
Circuit Length = 2.3009 miles

These results are provisional until the conclusion of any judicial and technical matters.

Clerk of Course :

Timekeeper :

Texaco Havoline Ginetta Championship

RACE 3 - ROUND 13 - CLASSIFICATION

POS	NO	CL	DRIVER / TEAM	CAR	LAPS	TIME	GAP	DIFF	MPH	BEST	ON
1	3		Julian BARRATT Reflex Racing GB	Ginetta G20	12	21:12.210			78.13	1:44.435	7
2	28		Kieran VERNON TFC Smalley	Ginetta G20	12	21:12.236	0.026	0.026	78.12	1:44.349	7
3	52		Spencer MCCARTHY McCarthy Motorsport	Ginetta G20	12	21:12.343	0.133	0.107	78.12	1:44.266	12
4	46		Andrew SMITH	Ginetta G20	12	21:17.271	5.061	4.928	77.82	1:44.975	8
5	9		Gary SIMMS Optimum Motorsport	Ginetta G20	12	21:18.784	6.574	1.513	77.72	1:45.209	11
6	35		Tom JONES Jones Motorhomes	Ginetta G20	12	21:19.728	7.518	0.944	77.67	1:44.973	9
7	51		Russell MCCARTHY McCarthy Motorsport	Ginetta G20	12	21:22.121	9.911	2.393	77.52	1:44.650	7
8	21		Richard SYKES Speedworks Motorsport	Ginetta G20	12	21:27.185	14.975	5.064	77.22	1:45.521	4
9	99		Phil SYKES Speedworks	Ginetta G20	12	21:27.656	15.446	0.471	77.19	1:45.313	8
10	5		Steve RIGBY Reflex Racing	Ginetta G20	12	21:36.257	24.047	8.601	76.68	1:46.421	10
11	42		Alex DZIURZYNSKI West End Precision Ltd	Ginetta G20	12	21:45.765	33.555	9.508	76.12	1:45.754	10
12	22		Scott KIRLEW	Ginetta G20	12	21:46.026	33.816	0.261	76.10	1:46.171	10
13	88		Mark WANIA Academy Motorsport	Ginetta G20	12	21:46.615	34.405	0.589	76.07	1:46.320	10
14	19		David JACKSON Speedworks Motorsport	Ginetta G20	12	21:53.040	40.830	6.425	75.70	1:45.755	10
15	6		Matthew FLOWERS Optimum Motorsport	Ginetta G20	12	21:53.863	41.653	0.823	75.65	1:46.367	10
16	74		Peter DIGNAN Pistonheads	Ginetta G20	12	21:59.802	47.592	5.939	75.31	1:47.769	9
17	15		Emily FLETCHER Rob Austin Racing	Ginetta G20	12	22:19.410	1:07.200	19.608	74.21	1:48.727	7
18	58		Martin JONES Hepworth International	Ginetta G20	12	22:23.759	1:11.549	4.349	73.96	1:49.099	10
19	55		Duncan GASS Rob Austin Racing	Ginetta G20	12	22:31.612	1:19.402	7.853	73.54	1:50.052	9
20	11		Michael RALPH Envelope Printing Company	Ginetta G20	12	22:42.989	1:30.779	11.377	72.92	1:48.382	6
21	14		Paul MORGAN	Ginetta G20	11	21:58.031	1 lap	1 lap	69.12	1:46.073	9

NOT CLASSIFIED

DNF	7		Steve WILLIAMS Optimum Motorsport	Ginetta G20	9	16:52.209	3 laps	2 laps	73.64	1:50.170	4
DNF	57		Andrew LONG Hepworth International	Ginetta G20	6	11:21.759	6 laps	3 laps	72.89	1:49.501	5
DNF	4		Paul MARSH Tockwith Motorsport	Ginetta G20	1	1:43.106	11 laps	5 laps	80.33		
DNF	38		Wayne AUSTIN Tockwith Motorsport	Ginetta G20	1	2:28.873	11 laps	45.767	55.63		
DNF	20		Edd STRAW Speedworks Motorsport	Ginetta G20	0						
DNS	17		Neil MERRY Speedworks Motorsport	Ginetta G20	0						

FASTEST LAP

52	Spencer MCCARTHY McCarthy Motorsport	Ginetta G20	12	1:44.266	79.44 mph	127.85 kph
----	---	-------------	----	----------	-----------	------------

Weather / Track : Cloudy / Dry

These results are provisional until the conclusion of any judicial and technical matters.

Brands Hatch GP
Circuit Length = 2.3009 miles
Start: 17:51 End: 18:14

Clerk of Course :	Timekeeper :
-------------------	--------------

Texaco Havoline Ginetta Championship
RACE 3 - ROUND 13 - LAP CHART

Lap 1			Lap 2			Lap 3			Lap 4			Lap 5		
No	Behind	Laptime	No	Behind	Laptime	No	Behind	Laptime	No	Behind	Laptime	No	Behind	Laptime
4		1:37.788	3		1:45.622	3		1:46.405	28		1:45.714	28		1:45.605
3	10.514	1:50.064	28	0.124	1:44.783	28	0.110	1:46.391	3	0.327	1:46.151	52	0.513	1:45.440
28	11.477	1:51.090	51	2.007	1:46.492	51	1.291	1:45.689	51	0.612	1:45.145	3	0.815	1:46.093
46	11.643	1:50.901	46	2.662	1:47.155	52	1.861	1:45.570	52	0.678	1:44.641	51	1.011	1:46.004
51	11.651	1:50.633	52	2.696	1:47.075	46	2.784	1:46.527	46	2.205	1:45.245	46	2.159	1:45.559
52	11.757	1:50.569	9	3.406	1:47.144	9	3.232	1:46.231	9	2.945	1:45.537	9	2.791	1:45.451
9	12.398	1:50.541	35	3.786	1:46.551	35	3.593	1:46.212	35	3.418	1:45.649	35	3.139	1:45.326
5	13.229	1:51.970	21	6.115	1:47.674	21	6.372	1:46.662	21	6.069	1:45.521	21	6.969	1:46.505
35	13.371	1:51.106	5	6.659	1:49.566	99	7.187	1:46.788	99	7.576	1:46.213	99	8.175	1:46.204
99	13.869	1:51.399	99	6.804	1:49.071	5	8.107	1:47.853	5	9.442	1:47.159	5	10.330	1:46.493
21	14.577	1:52.180	42	7.464	1:48.124	22	13.119	1:49.063	88	16.183	1:48.386	42	17.880	1:46.935
42	15.476	1:52.143	88	8.550	1:46.606	88	13.621	1:51.476	42	16.550	1:47.168	88	18.065	1:47.487
22	17.902	1:55.163	22	10.461	1:48.695	42	15.206	1:54.147	22	17.008	1:49.713	22	19.108	1:47.705
88	18.080	1:55.678	74	14.861	1:50.439	74	17.650	1:49.194	74	20.754	1:48.928	74	24.051	1:48.902
74	20.558	1:56.880	6	15.419	1:50.661	19	17.834	1:48.072	19	22.140	1:50.130	19	24.403	1:47.868
6	20.894	1:57.693	7	16.051	1:50.324	14	18.118	1:47.746	6	22.823	1:49.303	6	24.712	1:47.494
7	21.863	1:57.968	19	16.167	1:49.194	6	19.344	1:50.330	7	24.552	1:50.170	11	28.286	1:49.113
19	23.109	1:58.752	14	16.777	1:47.094	7	20.206	1:50.560	11	24.778	1:50.074	14	29.754	1:48.142
11	23.110	1:59.395	11	16.779	1:49.805	11	20.528	1:50.154	14	27.217	1:54.923	7	29.782	1:50.835
55	24.164	2:00.205	57	20.871	1:52.702	57	24.976	1:50.510	15	30.632	1:51.106	15	34.569	1:49.542
57	24.305	2:00.073	15	21.988	1:51.368	15	25.350	1:49.767	57	31.183	1:52.031	57	35.079	1:49.501
14	25.819	2:03.761	55	22.489	1:54.461	55	27.609	1:51.525	55	32.868	1:51.083	55	37.969	1:50.706
15	26.756	2:02.179	58	27.213	1:51.714	58	31.959	1:51.151	58	35.970	1:49.835	58	39.624	1:49.259
58	31.635	2:07.984												
38	45.767	2:22.096												

Texaco Havoline Ginetta Championship
RACE 3 - ROUND 13 - LAP CHART

Lap 6			Lap 7			Lap 8			Lap 9			Lap 10		
No	Behind	Laptime	No	Behind	Laptime	No	Behind	Laptime	No	Behind	Laptime	No	Behind	Laptime
52		1:45.105	52		1:44.522	52		1:44.869	52		1:44.536	3		1:44.867
28	0.580	1:46.198	28	0.407	1:44.349	28	0.271	1:44.733	3	1.084	1:45.052	28	0.463	1:45.236
3	0.842	1:45.645	3	0.755	1:44.435	3	0.568	1:44.682	28	1.178	1:45.443	52	0.509	1:46.460
51	0.845	1:45.452	51	0.973	1:44.650	51	1.071	1:44.967	51	1.481	1:44.946	51	1.324	1:45.794
46	1.783	1:45.242	46	2.418	1:45.157	46	2.524	1:44.975	46	3.225	1:45.237	46	2.505	1:45.231
9	2.463	1:45.290	9	3.164	1:45.223	9	3.540	1:45.245	9	4.768	1:45.764	9	5.147	1:46.330
35	2.980	1:45.459	35	4.137	1:45.679	35	4.637	1:45.369	35	5.074	1:44.973	35	5.420	1:46.297
21	7.327	1:45.976	21	8.507	1:45.702	21	9.244	1:45.606	21	11.123	1:46.415	99	12.461	1:47.131
99	8.464	1:45.907	99	9.414	1:45.472	99	9.858	1:45.313	99	11.281	1:45.959	21	12.806	1:47.634
5	11.299	1:46.587	5	13.354	1:46.577	5	15.378	1:46.893	5	17.793	1:46.951	5	18.263	1:46.421
88	20.418	1:47.971	88	22.305	1:46.409	88	24.150	1:46.714	88	26.612	1:46.998	88	26.981	1:46.320
42	20.544	1:48.282	42	22.620	1:46.598	42	24.571	1:46.820	42	27.322	1:47.287	42	27.125	1:45.754
22	20.980	1:47.490	22	23.239	1:46.781	22	25.405	1:47.035	22	27.564	1:46.695	22	27.784	1:46.171
74	26.462	1:48.029	6	30.296	1:47.837	14	1 LAP	3:08.510	14	1 LAP	1:46.920	14	1 LAP	1:46.073
6	26.981	1:47.887	74	30.637	1:48.697	6	32.035	1:46.608	6	34.142	1:46.643	6	34.558	1:46.367
19	27.265	1:48.480	19	30.977	1:48.234	19	33.783	1:47.675	19	35.581	1:46.334	19	35.385	1:45.755
11	31.050	1:48.382	11	37.747	1:51.219	74	33.896	1:48.128	74	37.129	1:47.769	74	39.738	1:48.560
7	35.809	1:51.645	7	41.946	1:50.659	15	46.992	1:49.357	15	51.546	1:49.090	15	55.065	1:49.470
15	38.299	1:49.348	15	42.504	1:48.727	7	48.185	1:51.108	7	55.588	1:51.939	58	1:02.160	1:49.099
57	39.065	1:49.604	58	48.993	1:49.893	11	50.373	1:57.495	58	59.012	1:49.903	55	1:06.527	1:51.096
58	43.622	1:49.616	55	50.496	1:50.654	58	53.645	1:49.521	11	1:01.009	1:55.172	11	1:08.934	1:53.876
55	44.364	1:52.013				55	55.866	1:50.239	55	1:01.382	1:50.052			
14	46.532	2:02.396												

Texaco Havoline Ginetta Championship
RACE 3 - ROUND 13 - LAP CHART

Lap 11			Lap 12		
No	Behind	Laptime	No	Behind	Laptime
3		1:44.572	3		1:45.066
28	0.531	1:44.640	28	0.026	1:44.561
52	0.933	1:44.996	52	0.133	1:44.266
46	3.404	1:45.471	46	5.061	1:46.723
51	3.720	1:46.968	9	6.574	1:45.856
9	5.784	1:45.209	35	7.518	1:46.242
35	6.342	1:45.494	51	9.911	1:51.257
21	13.995	1:45.761	21	14.975	1:46.046
99	14.396	1:46.507	99	15.446	1:46.116
5	21.402	1:47.711	5	24.047	1:47.711
42	30.229	1:47.676	42	33.555	1:48.392
22	30.363	1:47.151	22	33.816	1:48.519
88	30.820	1:48.411	88	34.405	1:48.651
14	1 LAP	1:47.364	19	40.830	1:48.321
6	37.486	1:47.500	6	41.653	1:49.233
19	37.575	1:46.762	14	1 LAP	1:59.938
74	43.446	1:48.280	74	47.592	1:49.212
15	1:01.085	1:50.592	15	1:07.200	1:51.181
58	1:07.457	1:49.869	58	1:11.549	1:49.158
55	1:13.091	1:51.136	55	1:19.402	1:51.377
11	1:17.714	1:53.352	11	1:30.779	1:58.131

Texaco Havoline Ginetta Championship
RACE 3 - ROUND 13 - SECTOR ANALYSIS

3	Julian BARRATT										Reflex Racing GB				
1 -	36.858	86.0	47.483	25.723	107.5	1:50.064	7 -	33.049	89.6	46.203	25.183	112.0	1:44.435		
2 -	33.065	86.7	47.063	25.494	108.6	1:45.622	8 -	32.868	88.7	46.656	25.158	112.4	1:44.682		
3 -	32.957	86.5	46.954	26.494	107.5	1:46.405	9 -	32.832	88.5	46.831	25.389	110.9	1:45.052		
4 -	33.342	83.7	47.522	25.287	111.3	1:46.151	10 -	32.554	88.2	47.081	25.232	108.8	1:44.867		
5 -	33.480	87.8	46.847	25.766	112.2	1:46.093	11 -	32.734	86.8	46.399	25.439	108.8	1:44.572		
6 -	33.012	89.1	46.400	26.233	107.0	1:45.645	12 -	32.726	87.7	46.242	26.098	106.7	1:45.066		
4	Paul MARSH										Tockwith Motorsport				
1 -	1:14.343	37.3	ln	ln		1:37.788 P									
5	Steve RIGBY										Reflex Racing				
1 -	37.716	86.9	48.240	26.014	109.5	1:51.970	7 -	33.480	86.3	47.275	25.822	107.7	1:46.577		
2 -	33.925	85.3	49.824	25.817	109.6	1:49.566	8 -	33.701	86.5	47.314	25.878	108.1	1:46.893		
3 -	34.565	85.8	47.545	25.743	108.8	1:47.853	9 -	33.360	86.8	47.724	25.867	107.4	1:46.951		
4 -	34.103	87.4	47.375	25.681	108.9	1:47.159	10 -	33.627	86.0	47.303	25.491	108.9	1:46.421		
5 -	33.455	87.0	47.397	25.641	107.7	1:46.493	11 -	33.978	87.2	47.824	25.909	107.5	1:47.711		
6 -	33.660	86.6	47.449	25.478	108.2	1:46.587	12 -	33.738	86.7	47.908	26.065	107.9	1:47.711		
6	Matthew FLOWERS										Optimum Motorsport				
1 -	41.782	53.7	49.422	26.489	109.1	1:57.693	7 -	33.605	88.1	48.528	25.704	107.4	1:47.837		
2 -	34.729	87.3	49.487	26.445	107.9	1:50.661	8 -	33.207	86.9	47.704	25.697	107.7	1:46.608		
3 -	33.805	86.8	50.283	26.242	107.4	1:50.330	9 -	33.284	85.8	47.705	25.654	107.9	1:46.643		
4 -	33.409	87.4	49.061	26.833	105.5	1:49.303	10 -	33.311	86.7	47.447	25.609	108.4	1:46.367		
5 -	33.744	87.6	47.713	26.037	109.5	1:47.494	11 -	33.315	87.0	47.638	26.547	107.5	1:47.500		
6 -	33.673	87.8	48.286	25.928	108.1	1:47.887	12 -	33.209	86.9	49.622	26.402	107.7	1:49.233		
7	Steve WILLIAMS										Optimum Motorsport				
1 -	41.325	63.1	50.179	26.464	108.4	1:57.968	6 -	35.146	86.4	49.704	26.795	106.7	1:51.645		
2 -	34.541	86.7	49.203	26.580	108.9	1:50.324	7 -	34.736	85.1	49.287	26.636	106.3	1:50.659		
3 -	35.522	85.1	48.814	26.224	109.3	1:50.560	8 -	35.202	86.0	49.400	26.506	107.7	1:51.108		
4 -	34.554	86.1	48.981	26.635	108.1	1:50.170	9 -	35.036	84.7	50.230	ln		1:51.939 P		
5 -	34.859	86.3	49.453	26.523	107.0	1:50.835									
9	Gary SIMMS										Optimum Motorsport				
1 -	36.774	86.0	48.248	25.519	110.9	1:50.541	7 -	32.996	89.1	46.787	25.440	109.5	1:45.223		
2 -	33.441	89.5	48.165	25.538	109.8	1:47.144	8 -	33.035	88.9	46.672	25.538	109.5	1:45.245		
3 -	33.351	87.5	47.288	25.592	110.9	1:46.231	9 -	33.184	87.6	47.049	25.531	109.3	1:45.764		
4 -	33.080	89.0	46.989	25.468	109.8	1:45.537	10 -	33.688	89.6	47.109	25.533	108.8	1:46.330		
5 -	33.009	89.0	46.879	25.563	110.2	1:45.451	11 -	33.087	87.8	46.691	25.431	108.6	1:45.209		
6 -	33.126	89.0	46.755	25.409	109.8	1:45.290	12 -	32.949	88.4	47.448	25.459	107.2	1:45.856		
11	Michael RALPH										Envelope Printing Company				
1 -	41.909	58.7	50.756	26.730	106.3	1:59.395	7 -	34.183	83.7	49.651	27.385	99.7	1:51.219		
2 -	34.507	86.5	48.755	26.543	108.1	1:49.805	8 -	34.959	68.1	53.101	29.435	90.6	1:57.495		
3 -	35.113	84.5	48.915	26.126	109.8	1:50.154	9 -	35.699	74.3	52.008	27.465	100.0	1:55.172		
4 -	34.477	86.8	48.979	26.618	108.9	1:50.074	10 -	35.570	72.9	50.541	27.765	104.0	1:53.876		
5 -	34.465	84.0	48.240	26.408	106.3	1:49.113	11 -	35.068	81.6	50.589	27.695	104.2	1:53.352		
6 -	33.787	85.5	48.094	26.501	104.2	1:48.382	12 -	35.979	79.8	52.291	ln		1:58.131 P		
14	Paul MORGAN										Rob Austin Racing				
1 -	48.059	51.8	49.330	26.372	108.6	2:03.761	7 -	Out	86.8	47.618	25.654	109.5	3:08.510		
2 -	33.902	85.8	47.416	25.776	112.0	1:47.094	8 -	33.639	85.7	47.278	26.003	102.7	1:46.920		
3 -	33.730	83.9	48.666	25.350	111.3	1:47.746	9 -	33.276	86.4	47.316	25.481	109.6	1:46.073		
4 -	33.922	87.2	48.651	32.350	91.4	1:54.923	10 -	33.209	88.3	48.486	25.669	108.9	1:47.364		
5 -	33.550	87.6	48.492	26.100	107.4	1:48.142	11 -	33.827	81.9	48.569	37.542	103.5	1:59.938		
6 -	47.448	82.4	50.122	ln		2:02.396 P									
15	Emily FLETCHER										Rob Austin Racing				
1 -	42.371	60.0	52.368	27.440	106.0	2:02.179	7 -	33.772	84.8	48.398	26.557	107.2	1:48.727		
2 -	34.897	83.7	49.721	26.750	106.8	1:51.368	8 -	34.276	83.7	48.644	26.437	106.8	1:49.357		
3 -	34.558	83.4	48.952	26.257	108.8	1:49.767	9 -	33.885	83.7	48.552	26.653	106.5	1:49.090		
4 -	34.956	84.6	49.555	26.595	106.3	1:51.106	10 -	33.985	83.8	48.811	26.674	106.0	1:49.470		

Brands Hatch GP
Circuit Length = 2.3009 miles
Start: 17:51 End: 18:14

Weather / Track : Cloudy / Dry

Texaco Havoline Ginetta Championship
RACE 3 - ROUND 13 - SECTOR ANALYSIS

5 -	34.075	84.1	48.775	26.692	105.7	1:49.542	11 -	34.631	83.5	49.140	26.821	105.2	1:50.592
6 -	34.240	83.9	48.585	26.523	106.3	1:49.348	12 -	34.315	83.5	49.682	27.184	104.0	1:51.181
19	David JACKSON Speedworks Motorsport												
1 -	41.735	64.7	50.649	26.368	108.4	1:58.752	7 -	33.903	87.5	48.680	25.651	110.9	1:48.234
2 -	33.823	88.7	48.928	26.443	108.1	1:49.194	8 -	33.466	88.8	48.340	25.869	109.5	1:47.675
3 -	33.619	88.0	48.724	25.729	110.6	1:48.072	9 -	33.651	87.4	47.131	25.552	109.8	1:46.334
4 -	34.052	85.4	48.752	27.326	105.5	1:50.130	10 -	33.330	88.0	47.106	25.319	110.4	1:45.755
5 -	33.920	87.6	47.946	26.002	109.1	1:47.868	11 -	33.348	85.6	47.313	26.101	108.4	1:46.762
6 -	34.149	84.4	48.510	25.821	110.7	1:48.480	12 -	33.337	89.0	48.791	26.193	108.4	1:48.321
21	Richard SYKES Speedworks Motorsport												
1 -	38.307	82.1	48.007	25.866	110.0	1:52.180	7 -	32.985	87.7	47.212	25.505	109.5	1:45.702
2 -	33.607	87.2	48.385	25.682	108.6	1:47.674	8 -	32.971	87.6	47.034	25.601	108.6	1:45.606
3 -	33.528	86.6	47.468	25.666	109.5	1:46.662	9 -	33.015	87.2	47.777	25.623	109.5	1:46.415
4 -	33.098	88.1	47.161	25.262	109.6	1:45.521	10 -	34.080	88.9	48.209	25.345	110.2	1:47.634
5 -	33.109	88.3	47.684	25.712	109.1	1:46.505	11 -	33.062	88.2	47.095	25.604	107.9	1:45.761
6 -	32.923	88.4	47.654	25.399	108.8	1:45.976	12 -	33.036	87.0	47.349	25.661	108.4	1:46.046
22	Scott KIRLEW												
1 -	39.885	70.1	49.118	26.160	106.5	1:55.163	7 -	33.499	86.1	47.703	25.579	109.5	1:46.781
2 -	34.116	86.9	48.341	26.238	107.4	1:48.695	8 -	33.567	87.6	47.697	25.771	108.9	1:47.035
3 -	34.239	81.9	48.737	26.087	106.5	1:49.063	9 -	33.470	85.9	47.366	25.859	110.4	1:46.695
4 -	34.088	85.1	49.614	26.011	109.8	1:49.713	10 -	33.441	85.1	47.234	25.496	109.1	1:46.171
5 -	33.674	87.0	48.257	25.774	107.9	1:47.705	11 -	33.334	86.8	47.964	25.853	110.2	1:47.151
6 -	33.667	87.7	48.236	25.587	109.8	1:47.490	12 -	33.643	86.8	48.823	26.053	106.7	1:48.519
28	Kieran VERNON TFC Smalley												
1 -	37.652	87.8	47.513	25.925	108.9	1:51.090	7 -	32.665	88.1	46.444	25.240	109.6	1:44.349
2 -	33.057	88.0	46.476	25.250	107.5	1:44.783	8 -	32.958	88.2	46.671	25.104	111.3	1:44.733
3 -	33.269	88.4	46.725	26.397	109.5	1:46.391	9 -	32.865	88.2	47.037	25.541	111.3	1:45.443
4 -	33.073	87.5	47.286	25.355	107.7	1:45.714	10 -	32.866	88.4	47.039	25.331	109.8	1:45.236
5 -	33.259	87.0	47.023	25.323	107.7	1:45.605	11 -	32.839	87.7	46.013	25.788	109.1	1:44.640
6 -	32.879	87.3	46.751	26.568	108.9	1:46.198	12 -	32.597	88.8	46.020	25.944	107.9	1:44.561
35	Tom JONES Jones Motorhomes												
1 -	36.952	86.1	48.700	25.454	111.3	1:51.106	7 -	33.305	88.3	46.928	25.446	109.6	1:45.679
2 -	33.373	87.5	47.685	25.493	110.7	1:46.551	8 -	32.993	88.5	46.868	25.508	110.0	1:45.369
3 -	33.470	87.6	47.223	25.519	110.9	1:46.212	9 -	32.981	88.7	46.583	25.409	110.6	1:44.973
4 -	33.448	88.1	46.777	25.424	109.8	1:45.649	10 -	33.194	87.4	47.715	25.388	110.9	1:46.297
5 -	33.040	89.0	46.893	25.393	110.9	1:45.326	11 -	33.354	88.5	46.722	25.418	109.8	1:45.494
6 -	33.202	89.2	46.718	25.539	110.2	1:45.459	12 -	33.204	88.3	47.185	25.853	108.8	1:46.242
38	Wayne AUSTIN Tockwith Motorsport												
1 -	50.882	60.1	1:02.078	ln		2:22.096 P							
42	Alex DZIURZYNSKI West End Precision Ltd												
1 -	38.393	76.2	47.911	25.839	108.8	1:52.143	7 -	33.422	80.8	47.585	25.591	110.6	1:46.598
2 -	34.255	84.1	47.551	26.318	109.8	1:48.124	8 -	33.420	88.4	47.704	25.696	109.6	1:46.820
3 -	33.982	86.1	54.114	26.051	109.1	1:54.147	9 -	33.176	87.6	47.737	26.374	107.5	1:47.287
4 -	33.607	87.7	47.944	25.617	111.1	1:47.168	10 -	33.530	86.9	46.782	25.442	111.7	1:45.754
5 -	33.166	82.1	47.905	25.864	107.4	1:46.935	11 -	33.731	85.9	47.910	26.035	107.5	1:47.676
6 -	33.806	86.9	48.864	25.612	111.5	1:48.282	12 -	33.676	86.7	48.588	26.128	107.0	1:48.392
46	Andrew SMITH												
1 -	37.016	86.8	47.581	26.304	107.4	1:50.901	7 -	33.150	87.8	46.708	25.299	109.5	1:45.157
2 -	33.537	88.1	47.858	25.760	108.4	1:47.155	8 -	33.248	87.2	46.551	25.176	110.0	1:44.975
3 -	33.402	87.2	47.639	25.486	110.7	1:46.527	9 -	33.051	87.6	46.883	25.303	109.6	1:45.237
4 -	33.117	87.7	46.810	25.318	110.7	1:45.245	10 -	33.011	87.8	46.962	25.258	110.6	1:45.231
5 -	33.202	86.7	46.968	25.389	110.0	1:45.559	11 -	33.411	87.3	46.751	25.309	110.0	1:45.471
6 -	33.150	88.2	46.716	25.376	110.6	1:45.242	12 -	33.390	87.0	47.293	26.040	108.4	1:46.723
51	Russell MCCARTHY McCarthy Motorsport												
1 -	37.206	86.1	47.949	25.478	111.1	1:50.633	7 -	32.895	86.8	46.657	25.098	111.7	1:44.650

Brands Hatch GP
Circuit Length = 2.3009 miles
Start: 17:51 End: 18:14

Weather / Track : Cloudy / Dry

Texaco Havoline Ginetta Championship
RACE 3 - ROUND 13 - SECTOR ANALYSIS

2 -	33.668	88.9	47.337	25.487	107.9	1:46.492	8 -	33.189	87.6	46.588	25.190	110.0	1:44.967
3 -	33.123	85.9	47.030	25.536	107.9	1:45.689	9 -	32.854	86.7	46.753	25.339	110.9	1:44.946
4 -	32.983	86.8	46.811	25.351	111.3	1:45.145	10 -	32.915	87.3	47.211	25.668	107.5	1:45.794
5 -	33.647	82.8	46.916	25.441	111.5	1:46.004	11 -	33.410	86.1	47.464	26.094	105.0	1:46.968
6 -	33.259	87.6	46.560	25.633	109.5	1:45.452	12 -	34.273	86.1	48.572	28.412	96.9	1:51.257
52	Spencer MCCARTHY			McCarthy Motorsport									
1 -	37.479	85.8	47.759	25.331	111.3	1:50.569	7 -	32.776	86.7	46.467	25.279	107.4	1:44.522
2 -	33.742	88.4	47.927	25.406	109.1	1:47.075	8 -	32.997	86.5	46.672	25.200	108.1	1:44.869
3 -	33.471	86.8	46.787	25.312	108.9	1:45.570	9 -	32.834	86.7	46.376	25.326	107.7	1:44.536
4 -	33.031	87.5	46.411	25.199	112.2	1:44.641	10 -	32.973	86.9	48.302	25.185	110.2	1:46.460
5 -	33.348	85.8	46.643	25.449	108.9	1:45.440	11 -	32.947	88.0	46.059	25.990	108.2	1:44.996
6 -	32.813	88.1	46.388	25.904	106.7	1:45.105	12 -	32.676	88.7	45.691	25.899	111.5	1:44.266
55	Duncan GASS			Rob Austin Racing									
1 -	41.866	62.5	51.541	26.798	106.3	2:00.205	7 -	35.066	83.8	49.167	26.421	105.8	1:50.654
2 -	36.349	79.4	51.329	26.783	108.1	1:54.461	8 -	34.638	83.9	49.042	26.559	107.0	1:50.239
3 -	35.423	82.7	49.580	26.522	106.5	1:51.525	9 -	34.743	84.0	48.828	26.481	106.5	1:50.052
4 -	35.066	83.1	49.437	26.580	105.2	1:51.083	10 -	35.265	82.3	49.378	26.453	106.2	1:51.096
5 -	35.001	82.8	49.021	26.684	105.5	1:50.706	11 -	34.953	84.2	49.647	26.536	106.2	1:51.136
6 -	35.265	84.4	50.165	26.583	106.8	1:52.013	12 -	34.971	83.3	49.371	27.035	105.3	1:51.377
57	Andrew LONG			Hepworth International									
1 -	42.233	64.2	51.307	26.533	106.0	2:00.073	4 -	34.988	84.3	50.401	26.642	106.8	1:52.031
2 -	36.478	82.0	49.631	26.593	107.2	1:52.702	5 -	34.570	85.1	48.421	26.510	108.1	1:49.501
3 -	34.680	83.0	49.217	26.613	107.0	1:50.510	6 -	34.623	85.7	48.628	26.353	107.7	1:49.604
58	Martin JONES			Hepworth International									
1 -	49.986	32.2	50.915	27.083	106.0	2:07.984	7 -	34.862	84.3	48.641	26.390	106.0	1:49.893
2 -	35.077	83.6	49.810	26.827	106.2	1:51.714	8 -	34.502	84.0	48.840	26.179	107.4	1:49.521
3 -	34.812	84.4	49.763	26.576	105.7	1:51.151	9 -	34.394	85.3	49.033	26.476	106.2	1:49.903
4 -	34.660	84.8	48.877	26.298	106.3	1:49.835	10 -	34.368	84.8	48.378	26.353	106.3	1:49.099
5 -	34.227	85.1	48.552	26.480	104.8	1:49.259	11 -	34.782	85.7	48.491	26.596	106.0	1:49.869
6 -	34.248	85.8	48.588	26.780	105.7	1:49.616	12 -	34.395	85.1	48.288	26.475	105.2	1:49.158
74	Peter DIGNAN			Pistonheads									
1 -	41.040	64.8	49.367	26.473	108.1	1:56.880	7 -	33.855	85.9	49.165	25.677	110.7	1:48.697
2 -	34.712	86.1	49.384	26.343	107.7	1:50.439	8 -	33.411	87.7	48.466	26.251	111.8	1:48.128
3 -	33.999	85.5	49.269	25.926	108.8	1:49.194	9 -	34.063	87.5	47.681	26.025	109.3	1:47.769
4 -	34.081	86.3	48.552	26.295	108.1	1:48.928	10 -	34.060	86.3	48.318	26.182	108.8	1:48.560
5 -	33.991	85.3	48.883	26.028	107.9	1:48.902	11 -	33.859	86.1	48.305	26.116	108.1	1:48.280
6 -	33.736	86.5	48.350	25.943	108.4	1:48.029	12 -	34.174	85.3	48.713	26.325	109.1	1:49.212
88	Mark WANIA			Academy Motorsport									
1 -	41.164	64.2	48.798	25.716	110.9	1:55.678	7 -	33.316	85.9	47.577	25.516	108.4	1:46.409
2 -	33.463	87.0	47.426	25.717	109.1	1:46.606	8 -	33.299	86.8	47.804	25.611	109.3	1:46.714
3 -	33.457	85.7	52.313	25.706	109.6	1:51.476	9 -	33.371	86.3	47.665	25.962	107.7	1:46.998
4 -	33.860	85.3	48.840	25.686	108.6	1:48.386	10 -	33.205	85.9	47.354	25.761	108.4	1:46.320
5 -	33.233	85.1	48.588	25.666	111.1	1:47.487	11 -	34.108	85.6	48.438	25.865	110.7	1:48.411
6 -	34.118	85.8	48.183	25.670	109.1	1:47.971	12 -	33.736	86.7	48.528	26.387	109.1	1:48.651
99	Phil SYKES			Speedworks									
1 -	37.693	83.0	48.023	25.683	110.4	1:51.399	7 -	32.933	87.7	47.201	25.338	109.3	1:45.472
2 -	33.343	86.4	49.910	25.818	111.5	1:49.071	8 -	33.095	87.7	46.923	25.295	109.8	1:45.313
3 -	33.576	87.3	47.610	25.602	109.3	1:46.788	9 -	33.060	87.8	47.466	25.433	111.1	1:45.959
4 -	33.084	87.6	47.579	25.550	108.2	1:46.213	10 -	33.803	86.7	47.756	25.572	108.8	1:47.131
5 -	33.122	87.4	47.539	25.543	108.4	1:46.204	11 -	33.182	87.0	47.607	25.718	107.9	1:46.507
6 -	33.257	87.4	47.310	25.340	108.6	1:45.907	12 -	33.188	87.0	47.386	25.542	108.4	1:46.116

Brands Hatch GP
Circuit Length = 2.3009 miles
Start: 17:51 End: 18:14

Weather / Track : Cloudy / Dry

Texaco Havoline Ginetta Championship

RACE 3 - ROUND 13 - BEST SECTOR TIMES

SECTOR 1			SECTOR 2			SECTOR 3			IDEAL / BEST COMPARISON						
POS	NO	NAME	TIME	NO	NAME	TIME	NO	NAME	TIME	POS	NO	NAME	IDEAL	BEST	DIFF
1	3	BARRATT	32.554	52	MCCARTHY	45.691	51	MCCARTHY	25.098	1	52	MCCARTHY	1:43.552	1:44.266	0.714
2	28	VERNON	32.597	28	VERNON	46.013	28	VERNON	25.104	2	28	VERNON	1:43.714	1:44.349	0.635
3	52	MCCARTHY	32.676	3	BARRATT	46.203	3	BARRATT	25.158	3	3	BARRATT	1:43.915	1:44.435	0.520
4	51	MCCARTHY	32.854	46	SMITH	46.551	46	SMITH	25.176	4	51	MCCARTHY	1:44.512	1:44.650	0.138
5	21	SYKES	32.923	51	MCCARTHY	46.560	52	MCCARTHY	25.185	5	46	SMITH	1:44.738	1:44.975	0.237
6	99	SYKES	32.933	35	JONES	46.583	21	SYKES	25.262	6	35	JONES	1:44.952	1:44.973	0.021
7	9	SIMMS	32.949	9	SIMMS	46.672	99	SYKES	25.295	7	9	SIMMS	1:45.030	1:45.209	0.179
8	35	JONES	32.981	42	DZIURZYNSKI	46.782	19	JACKSON	25.319	8	99	SYKES	1:45.151	1:45.313	0.162
9	46	SMITH	33.011	99	SYKES	46.923	14	MORGAN	25.350	9	21	SYKES	1:45.219	1:45.521	0.302
10	42	DZIURZYNSKI	33.166	21	SYKES	47.034	35	JONES	25.388	10	42	DZIURZYNSKI	1:45.390	1:45.754	0.364
11	88	WANIA	33.205	19	JACKSON	47.106	9	SIMMS	25.409	11	19	JACKSON	1:45.755	1:45.755	0.000
12	6	FLOWERS	33.207	22	KIRLEW	47.234	42	DZIURZYNSKI	25.442	12	14	MORGAN	1:45.837	1:46.073	0.236
13	14	MORGAN	33.209	5	RIGBY	47.275	5	RIGBY	25.478	13	22	KIRLEW	1:46.064	1:46.171	0.107
14	19	JACKSON	33.330	14	MORGAN	47.278	22	KIRLEW	25.496	14	88	WANIA	1:46.075	1:46.320	0.245
15	22	KIRLEW	33.334	88	WANIA	47.354	88	WANIA	25.516	15	5	RIGBY	1:46.113	1:46.421	0.308
16	5	RIGBY	33.360	6	FLOWERS	47.447	6	FLOWERS	25.609	16	6	FLOWERS	1:46.263	1:46.367	0.104
17	74	DIGNAN	33.411	74	DIGNAN	47.681	74	DIGNAN	25.677	17	74	DIGNAN	1:46.769	1:47.769	1.000
18	15	FLETCHER	33.772	11	RALPH	48.094	11	RALPH	26.126	18	11	RALPH	1:48.007	1:48.382	0.375
19	11	RALPH	33.787	58	JONES	48.288	58	JONES	26.179	19	15	FLETCHER	1:48.427	1:48.727	0.300
20	58	JONES	34.227	15	FLETCHER	48.398	7	WILLIAMS	26.224	20	58	JONES	1:48.694	1:49.099	0.405
21	7	WILLIAMS	34.541	57	LONG	48.421	15	FLETCHER	26.257	21	57	LONG	1:49.344	1:49.501	0.157
22	57	LONG	34.570	7	WILLIAMS	48.814	57	LONG	26.353	22	7	WILLIAMS	1:49.579	1:50.170	0.591
23	55	GASS	34.638	55	GASS	48.828	55	GASS	26.421	23	55	GASS	1:49.887	1:50.052	0.165
24	38	AUSTIN	50.882	38	AUSTIN	1:02.078	38	AUSTIN	1:44.906	24	38	AUSTIN	3:37.866		
25	4	MARSH	1:14.343	4	MARSH		4	MARSH	1:55.019	25	4	MARSH			
												Perfect Lap		1:43.343	

Weather / Track : Cloudy / Dry

www.tsl-timing.com

Brands Hatch GP
Circuit Length = 2.3009 miles
Start: 17:51 End: 18:14

Printed - 18.16 Saturday, 12 July 2008

Texaco Havoline Ginetta Championship
RACE 3 - ROUND 13 - SPEED TRAPS

SECTOR 1				SECTOR 2			FINISH LINE			
POS	NO	NAME	MPH	NO	NAME	MPH	NO	NAME	MPH	
1	3	Julian BARRATT	89.6				3	Julian BARRATT	112.4	
2	9	Gary SIMMS	89.6				52	Spencer MCCARTHY	112.2	
3	35	Tom JONES	89.2				14	Paul MORGAN	112.0	
4	19	David JACKSON	89.0				74	Peter DIGNAN	111.8	
5	21	Richard SYKES	88.9				42	Alex DZIURZYNSKI	111.7	
6	51	Russell MCCARTHY	88.9				51	Russell MCCARTHY	111.7	
7	28	Kieran VERNON	88.8				99	Phil SYKES	111.5	
8	52	Spencer MCCARTHY	88.7				28	Kieran VERNON	111.3	
9	42	Alex DZIURZYNSKI	88.4				35	Tom JONES	111.3	
10	14	Paul MORGAN	88.3				88	Mark WANIA	111.1	
11	46	Andrew SMITH	88.2				9	Gary SIMMS	110.9	
12	6	Matthew FLOWERS	88.1				19	David JACKSON	110.9	
13	99	Phil SYKES	87.8				46	Andrew SMITH	110.7	
14	22	Scott KIRLEW	87.7				22	Scott KIRLEW	110.4	
15	74	Peter DIGNAN	87.7				21	Richard SYKES	110.2	
16	5	Steve RIGBY	87.4				11	Michael RALPH	109.8	
17	88	Mark WANIA	87.0				5	Steve RIGBY	109.6	
18	11	Michael RALPH	86.8				6	Matthew FLOWERS	109.5	
19	7	Steve WILLIAMS	86.7				7	Steve WILLIAMS	109.3	
20	58	Martin JONES	85.8				15	Emily FLETCHER	108.8	
21	57	Andrew LONG	85.7				55	Duncan GASS	108.1	
22	15	Emily FLETCHER	84.8				57	Andrew LONG	108.1	
23	55	Duncan GASS	84.4				58	Martin JONES	107.4	
24	38	Wayne AUSTIN	60.1				38	Wayne AUSTIN	57.3	
25	4	Paul MARSH	37.3				4	Paul MARSH	48.0	

Weather / Track : Cloudy / Dry

www.tsl-timing.com

Brands Hatch GP
 Circuit Length = 2.3009 miles
 Start: 17:51 End: 18:14

Printed - 18.16 Saturday, 12 July 2008

Texaco Havoline Ginetta Championship

RACE 3 - ROUND 13 - POSITION CHART

No	Name	Laps Pos	1	2	3	4	5	6	7	8	9	10	11	12
			4	MARSH	1	4	3	3	28	28	52	52	52	52
3	BARRATT	2	3	28	28	3	52	28	28	28	3	28	28	28
28	VERNON	3	28	51	51	51	3	3	3	3	28	52	52	52
46	SMITH	4	46	46	52	52	51	51	51	51	51	51	46	46
51	MCCARTHY	5	51	52	46	46	46	46	46	46	46	46	51	9
52	MCCARTHY	6	52	9	9	9	9	9	9	9	9	9	9	35
9	SIMMS	7	9	35	35	35	35	35	35	35	35	35	35	51
5	RIGBY	8	5	21	21	21	21	21	21	21	21	99	21	21
35	JONES	9	35	5	99	99	99	99	99	99	99	21	99	99
99	SYKES	10	99	99	5	5	5	5	5	5	5	5	5	5
21	SYKES	11	21	42	22	88	42	88	88	88	88	88	42	42
42	DZIURZYNSKI	12	42	88	88	42	88	42	42	42	42	42	22	22
22	KIRLEW	13	22	22	42	22	22	22	22	22	22	22	88	88
88	WANIA	14	88	74	74	74	74	74	6	6	6	6	6	19
74	DIGNAN	15	74	6	19	19	19	6	74	19	19	19	19	6
6	FLOWERS	16	6	7	14	6	6	19	19	74	74	74	74	74
7	WILLIAMS	17	7	19	6	7	11	11	11	15	15	15	15	15
19	JACKSON	18	19	14	7	11	14	7	7	7	7	58	58	58
11	RALPH	19	11	11	11	14	7	15	15	11	58	55	55	55
55	GASS	20	55	57	57	15	15	57	58	58	11	11	11	11
57	LONG	21	57	15	15	57	57	58	55	55	55	14	14	
14	MORGAN	22	14	55	55	55	55	55	14	14	14			
15	FLETCHER	23	15	58	58	58	58	14						
58	JONES	24	58											
38	AUSTIN	25	38											

Brands Hatch GP
 Circuit Length = 2.3009 miles
 Start: 17:51 End: 18:14

Weather / Track : Cloudy / Dry

Texaco Havoline Ginetta Championship

RACE 10 - ROUND 14 - CLASSIFICATION

POS	NO	CL	DRIVER / TEAM	CAR	LAPS	TIME	GAP	DIFF	MPH	BEST	ON
1	52		Spencer MCCARTHY McCarthy Motorsport	Ginetta G20	12	21:07.398			78.42	1:43.738	8
2	3		Julian BARRATT Reflex Racing GB	Ginetta G20	12	21:07.659	0.261	0.261	78.41	1:43.661	9
3	28		Kieran VERNON TFC Smalley	Ginetta G20	12	21:19.760	12.362	12.101	77.66	1:43.806	9
4	35		Tom JONES Jones Motorhomes	Ginetta G20	12	21:22.066	14.668	2.306	77.52	1:45.386	8
5	21		Richard SYKES Speedworks Motorsport	Ginetta G20	12	21:22.215	14.817	0.149	77.52	1:44.786	12
6	46		Andrew SMITH	Ginetta G20	12	21:22.774	15.376	0.559	77.48	1:45.105	12
7	9		Gary SIMMS Optimum Motorsport	Ginetta G20	12	21:23.168	15.770	0.394	77.46	1:45.132	12
8	99		Phil SYKES Speedworks	Ginetta G20	12	21:29.622	22.224	6.454	77.07	1:44.813	12
9	14		Paul MORGAN	Ginetta G20	12	21:29.742	22.344	0.120	77.06	1:44.444	12
10	5		Steve RIGBY Reflex Racing	Ginetta G20	12	21:32.988	25.590	3.246	76.87	1:46.057	11
11	19		David JACKSON Speedworks Motorsport	Ginetta G20	12	21:40.216	32.818	7.228	76.44	1:45.780	8
12	22		Scott KIRLEW	Ginetta G20	12	21:40.444	33.046	0.228	76.43	1:46.406	9
13	6		Matthew FLOWERS Optimum Motorsport	Ginetta G20	12	21:46.808	39.410	6.364	76.06	1:46.621	11
14	20		Edd STRAW Speedworks Motorsport	Ginetta G20	12	21:49.317	41.919	2.509	75.91	1:47.194	7
15	42		Alex DZIURZYNSKI West End Precision Ltd	Ginetta G20	12	21:51.399	44.001	2.082	75.79	1:46.445	11
16	11		Michael RALPH Envelope Printing Company	Ginetta G20	12	21:57.049	49.651	5.650	75.47	1:47.230	10
17	17		Neil MERRY Speedworks Motorsport	Ginetta G20	12	21:57.201	49.803	0.152	75.46	1:46.942	11
18	55		Duncan GASS Rob Austin Racing	Ginetta G20	12	22:23.104	1:15.706	25.903	74.00	1:48.834	8
19	7		Steve WILLIAMS Optimum Motorsport	Ginetta G20	12	22:23.826	1:16.428	0.722	73.96	1:48.693	9
20	57		Andrew LONG Hepworth International	Ginetta G20	12	22:26.585	1:19.187	2.759	73.81	1:49.477	11

NOT CLASSIFIED

DNF	58		Martin JONES Hepworth International	Ginetta G20	11	20:34.236	1 lap	1 lap	73.82	1:48.147	8
DNF	15		Emily FLETCHER Rob Austin Racing	Ginetta G20	11	20:35.946	1 lap	1.710	73.72	1:49.335	11
DNF	4		Paul MARSH Tockwith Motorsport	Ginetta G20	8	14:28.562	4 laps	3 laps	76.29	1:45.362	4
DNF	74		Peter DIGNAN Pistonheads	Ginetta G20	7	12:55.414	5 laps	1 lap	74.77	1:46.141	6
DNF	51		Roy MCCARTHY McCarthy Motorsport	Ginetta G20	6	11:09.310	6 laps	1 lap	74.25	1:47.708	5
DNF	38		Wayne AUSTIN Tockwith Motorsport	Ginetta G20	4	7:26.826	8 laps	2 laps	74.15	1:47.099	4
DNF	88		Mark WANIA Academy Motorsport	Ginetta G20	2	3:48.233	10 laps	2 laps	72.58	1:47.579	2

FASTEST LAP

3	Julian BARRATT Reflex Racing GB	Ginetta G20	9	1:43.661	79.90 mph	128.59 kph
---	---	-------------	---	----------	-----------	------------

Car 20 - no working transponder

Weather / Track : Cloudy / Dry

These results are provisional until the conclusion of any judicial and technical matters.

Brands Hatch GP
Circuit Length = 2.3009 miles
Start: 15:30 End: 15:53

Clerk of Course :	Timekeeper :
-------------------	--------------

Texaco Havoline Ginetta Championship
RACE 10 - ROUND 14 - LAP CHART

Lap 1			Lap 2			Lap 3			Lap 4			Lap 5		
No	Behind	Laptime	No	Behind	Laptime	No	Behind	Laptime	No	Behind	Laptime	No	Behind	Laptime
52		1:51.323	52		1:45.778	28		1:45.457	28		1:45.637	52		1:45.803
28	1.012	1:52.727	28	0.347	1:45.113	52	0.084	1:45.888	52	0.100	1:45.653	28	0.116	1:46.019
3	1.101	1:52.810	3	0.936	1:45.613	3	0.677	1:45.545	3	0.636	1:45.596	3	0.440	1:45.707
35	1.484	1:51.899	35	2.130	1:46.424	35	2.515	1:46.189	35	2.779	1:45.901	9	2.668	1:45.472
46	1.625	1:52.950	9	2.862	1:46.676	9	3.198	1:46.140	9	3.099	1:45.538	35	2.872	1:45.996
9	1.964	1:52.679	46	3.374	1:47.527	46	3.574	1:46.004	46	3.614	1:45.677	46	3.474	1:45.763
5	2.616	1:53.455	21	4.114	1:46.869	21	4.017	1:45.707	21	3.920	1:45.540	21	3.889	1:45.872
21	3.023	1:53.080	4	4.892	1:47.602	4	4.690	1:45.602	4	4.415	1:45.362	4	4.014	1:45.502
4	3.068	1:53.506	5	4.909	1:48.071	5	6.675	1:47.570	5	7.465	1:46.427	5	8.374	1:46.812
99	3.742	1:52.953	99	6.408	1:48.444	99	7.238	1:46.634	99	7.849	1:46.248	99	8.792	1:46.846
14	4.216	1:54.431	14	6.559	1:48.121	22	8.955	1:47.569	22	10.686	1:47.368	14	13.312	1:48.218
22	4.664	1:53.975	22	7.190	1:48.304	14	9.448	1:48.693	14	10.997	1:47.186	74	14.180	1:48.660
20	4.874	1:55.088	88	7.338	1:47.579	20	9.583	1:47.234	20	11.286	1:47.340	22	14.550	1:49.767
88	5.537	1:55.260	20	8.153	1:49.057	74	10.280	1:46.970	74	11.423	1:46.780	20	14.905	1:49.522
42	5.939	1:54.518	42	9.019	1:48.858	42	10.721	1:47.506	42	12.300	1:47.216	19	15.220	1:48.591
74	5.943	1:54.958	74	9.114	1:48.949	19	11.812	1:47.452	19	12.532	1:46.357	42	15.496	1:49.099
6	6.494	1:55.173	6	9.910	1:49.194	6	12.657	1:48.551	6	13.753	1:46.733	6	15.860	1:48.010
38	6.722	1:55.114	19	10.164	1:48.988	38	13.028	1:48.319	38	14.490	1:47.099	11	21.593	1:47.738
19	6.954	1:54.662	38	10.513	1:49.569	11	17.737	1:49.703	11	19.758	1:47.658	51	22.650	1:47.708
58	7.513	1:56.047	57	13.706	1:51.176	51	18.354	1:49.535	51	20.845	1:48.128	17	26.505	1:50.023
57	8.308	1:56.207	11	13.838	1:49.749	17	19.722	1:49.347	17	22.385	1:48.300	7	33.483	1:52.501
7	9.684	1:57.596	51	14.623	1:50.334	57	20.375	1:52.473	7	26.885	1:51.521	55	34.004	1:51.058
11	9.867	1:57.597	7	16.036	1:52.130	7	21.001	1:50.769	15	27.921	1:50.715	15	34.101	1:52.083
51	10.067	1:57.156	17	16.179	1:50.732	15	22.843	1:51.171	57	28.367	1:53.629	57	34.764	1:52.300
15	11.006	1:59.006	15	17.476	1:52.248	55	23.291	1:51.156	55	28.849	1:51.195	58	37.768	1:50.327
55	11.096	1:58.937	55	17.939	1:52.621	58	28.169	1:49.785	58	33.344	1:50.812			
17	11.225	1:58.609	58	24.188	2:02.453									

Car 20 - no working transponder

Weather / Track : Cloudy / Dry

www.tsl-timing.com

Brands Hatch GP
 Circuit Length = 2.3009 miles
 Start: 15:30 End: 15:53

Texaco Havoline Ginetta Championship
RACE 10 - ROUND 14 - LAP CHART

Lap 6			Lap 7			Lap 8			Lap 9			Lap 10		
No	Behind	Laptime	No	Behind	Laptime	No	Behind	Laptime	No	Behind	Laptime	No	Behind	Laptime
52		1:44.946	52		1:44.230	52		1:43.738	52		1:44.039	52		1:44.028
28	0.280	1:45.110	28	0.296	1:44.246	28	0.714	1:44.156	28	0.481	1:43.806	3	0.746	1:43.907
3	0.517	1:45.023	3	0.868	1:44.581	3	1.245	1:44.115	3	0.867	1:43.661	28	3.458	1:47.005
9	4.321	1:46.599	35	6.620	1:46.330	35	8.268	1:45.386	21	10.077	1:45.723	35	11.756	1:45.611
35	4.520	1:46.594	46	6.777	1:46.007	21	8.393	1:45.075	35	10.173	1:45.944	21	12.126	1:46.077
46	5.000	1:46.472	21	7.056	1:45.768	46	8.890	1:45.851	46	10.517	1:45.666	46	12.309	1:45.820
21	5.518	1:46.575	9	7.438	1:47.347	9	9.731	1:46.031	9	11.265	1:45.573	9	12.621	1:45.384
4	5.839	1:46.771	4	7.618	1:46.009	99	15.394	1:46.758	99	17.843	1:46.488	99	19.630	1:45.815
5	10.123	1:46.695	5	11.995	1:46.102	5	15.535	1:47.278	5	18.458	1:46.962	14	20.126	1:45.483
99	10.595	1:46.749	99	12.374	1:46.009	4	17.409	1:53.529	14	18.671	1:45.218	5	21.252	1:46.822
14	14.289	1:45.923	14	15.948	1:45.889	14	17.492	1:45.282	19	23.227	1:46.837	22	26.427	1:47.054
74	15.375	1:46.141	22	18.295	1:46.457	19	20.429	1:45.780	22	23.401	1:46.406	19	26.546	1:47.347
22	16.068	1:46.464	19	18.387	1:46.280	22	21.034	1:46.477	6	30.884	1:49.407	6	34.201	1:47.345
19	16.337	1:46.063	20	21.395	1:47.194	20	25.382	1:47.725	20	31.043	1:49.700	20	34.527	1:47.512
20	18.431	1:48.472	6	22.082	1:46.688	6	25.516	1:47.172	42	35.970	1:48.260	42	38.731	1:46.789
6	19.624	1:48.710	42	27.782	1:46.800	42	31.749	1:47.705	11	38.713	1:48.294	11	41.915	1:47.230
42	25.212	1:54.662	74	27.999	1:56.854	11	34.458	1:48.491	17	41.056	1:47.511	17	43.976	1:46.948
51	26.125	1:48.421	11	29.705	1:47.580	17	37.584	1:47.642	15	57.938	1:50.080	58	1:03.655	1:49.466
11	26.355	1:49.708	17	33.680	1:47.272	15	51.897	1:49.370	58	58.217	1:50.073	55	1:03.863	1:49.333
17	30.638	1:49.079	15	46.265	1:49.955	58	52.183	1:48.147	55	58.558	1:49.238	7	1:05.615	1:50.698
15	40.540	1:51.385	58	47.774	1:49.942	55	53.359	1:48.834	7	58.945	1:48.693	57	1:07.060	1:50.259
7	40.970	1:52.433	7	48.000	1:51.260	7	54.291	1:50.029	57	1:00.829	1:49.620	15	1:07.391	1:53.481
55	41.299	1:52.241	55	48.263	1:51.194	57	55.248	1:50.514						
57	42.011	1:52.193	57	48.472	1:50.691									
58	42.062	1:49.240												

Car 20 - no working transponder

Weather / Track : Cloudy / Dry

www.tsl-timing.com

Brands Hatch GP
 Circuit Length = 2.3009 miles
 Start: 15:30 End: 15:53

Texaco Havoline Ginetta Championship
RACE 10 - ROUND 14 - LAP CHART

Lap 11			Lap 12		
No	Behind	Laptime	No	Behind	Laptime
52		1:43.912	52		1:44.266
3	0.616	1:43.782	3	0.261	1:43.911
28	8.659	1:49.113	28	12.362	1:47.969
35	13.360	1:45.516	35	14.668	1:45.574
21	14.297	1:46.083	21	14.817	1:44.786
46	14.537	1:46.140	46	15.376	1:45.105
9	14.904	1:46.195	9	15.770	1:45.132
99	21.677	1:45.959	99	22.224	1:44.813
14	22.166	1:45.952	14	22.344	1:44.444
5	23.397	1:46.057	5	25.590	1:46.459
22	29.881	1:47.366	19	32.818	1:46.942
19	30.142	1:47.508	22	33.046	1:47.431
6	36.910	1:46.621	6	39.410	1:46.766
20	37.842	1:47.227	20	41.919	1:48.343
42	41.264	1:46.445	42	44.001	1:47.003
11	46.256	1:48.253	11	49.651	1:47.661
17	47.006	1:46.942	17	49.803	1:47.063
55	1:09.800	1:49.849	55	1:15.706	1:50.172
58	1:11.104	1:51.361	7	1:16.428	1:49.356
7	1:11.338	1:49.635	57	1:19.187	1:50.828
57	1:12.625	1:49.477			
15	1:12.814	1:49.335			

Car 20 - no working transponder

Weather / Track : Cloudy / Dry

www.tsl-timing.com

Brands Hatch GP
 Circuit Length = 2.3009 miles
 Start: 15:30 End: 15:53

Texaco Havoline Ginetta Championship
RACE 10 - ROUND 14 - SECTOR ANALYSIS

3	Julian BARRATT				Reflex Racing GB								
1 -	37.325	84.6	49.512	25.973	109.3	1:52.810	7 -	32.831	89.6	46.701	25.049	110.9	1:44.581
2 -	33.368	89.0	47.024	25.221	110.4	1:45.613	8 -	32.736	89.0	46.319	25.060	111.1	1:44.115
3 -	32.913	89.2	47.395	25.237	111.1	1:45.545	9 -	32.482	89.7	46.033	25.146	110.9	1:43.661
4 -	32.820	88.7	47.391	25.385	110.6	1:45.596	10 -	32.469	90.0	46.359	25.079	109.5	1:43.907
5 -	32.895	89.4	47.192	25.620	112.0	1:45.707	11 -	32.391	89.8	46.400	24.991	109.8	1:43.782
6 -	33.397	88.5	46.631	24.995	111.8	1:45.023	12 -	32.493	89.7	46.330	25.088	108.9	1:43.911
4	Paul MARSH				Tockwith Motorsport								
1 -	37.966	84.2	49.936	25.604	110.9	1:53.506	5 -	33.200	88.0	46.978	25.324	110.9	1:45.502
2 -	34.009	87.5	48.321	25.272	108.1	1:47.602	6 -	33.629	87.6	47.889	25.253	111.1	1:46.771
3 -	33.271	86.7	47.170	25.161	109.8	1:45.602	7 -	33.344	87.2	47.372	25.293	111.5	1:46.009
4 -	33.166	87.4	47.030	25.166	110.7	1:45.362	8 -	33.778	88.5	47.043	ln		1:53.529 P
5	Steve RIGBY				Reflex Racing								
1 -	38.142	83.9	49.466	25.847	109.1	1:53.455	7 -	33.357	88.2	47.284	25.461	107.7	1:46.102
2 -	33.900	86.5	48.615	25.556	108.8	1:48.071	8 -	33.255	88.0	48.095	25.928	109.5	1:47.278
3 -	33.743	87.2	48.068	25.759	107.5	1:47.570	9 -	33.663	87.7	47.766	25.533	108.9	1:46.962
4 -	33.531	86.9	47.300	25.596	108.4	1:46.427	10 -	33.510	87.6	47.810	25.502	108.8	1:46.822
5 -	33.923	87.2	47.414	25.475	107.7	1:46.812	11 -	33.482	89.0	47.249	25.326	109.3	1:46.057
6 -	33.479	87.5	47.700	25.516	106.8	1:46.695	12 -	33.380	88.4	47.423	25.656	108.2	1:46.459
6	Matthew FLOWERS				Optimum Motorsport								
1 -	38.118	86.8	50.675	26.380	110.6	1:55.173	7 -	33.094	88.0	47.684	25.910	108.4	1:46.688
2 -	33.966	88.4	49.262	25.966	109.1	1:49.194	8 -	33.357	88.5	48.135	25.680	110.4	1:47.172
3 -	34.090	86.5	48.767	25.694	109.5	1:48.551	9 -	34.561	85.3	48.293	26.553	106.3	1:49.407
4 -	33.262	88.3	47.662	25.809	109.1	1:46.733	10 -	33.305	87.7	47.882	26.158	107.2	1:47.345
5 -	33.308	88.8	48.506	26.196	110.0	1:48.010	11 -	33.269	87.5	47.535	25.817	106.7	1:46.621
6 -	33.609	88.5	49.343	25.758	108.4	1:48.710	12 -	33.393	86.9	47.624	25.749	106.7	1:46.766
7	Steve WILLIAMS				Optimum Motorsport								
1 -	38.698	79.6	51.586	27.312	107.5	1:57.596	7 -	34.492	86.0	49.780	26.988	108.6	1:51.260
2 -	35.676	85.9	49.705	26.749	107.9	1:52.130	8 -	34.976	86.5	48.711	26.342	107.0	1:50.029
3 -	34.969	84.8	49.479	26.321	108.9	1:50.769	9 -	33.905	87.8	48.722	26.066	110.0	1:48.693
4 -	34.575	86.7	50.146	26.800	106.3	1:51.521	10 -	34.075	86.5	50.614	26.009	108.1	1:50.698
5 -	35.572	86.5	49.860	27.069	106.0	1:52.501	11 -	34.030	86.8	48.727	26.878	107.9	1:49.635
6 -	34.986	85.9	51.047	26.400	108.2	1:52.433	12 -	34.041	86.9	49.074	26.241	108.2	1:49.356
9	Gary SIMMS				Optimum Motorsport								
1 -	37.446	86.8	49.320	25.913	111.1	1:52.679	7 -	34.517	86.9	47.505	25.325	111.3	1:47.347
2 -	33.761	90.3	47.444	25.471	109.8	1:46.676	8 -	33.728	89.0	46.859	25.444	109.5	1:46.031
3 -	33.156	89.7	47.418	25.566	110.0	1:46.140	9 -	32.827	90.3	47.388	25.358	109.3	1:45.573
4 -	33.049	89.0	47.110	25.379	111.1	1:45.538	10 -	33.028	90.2	47.148	25.208	111.1	1:45.384
5 -	33.045	90.0	47.053	25.374	109.6	1:45.472	11 -	33.249	90.0	47.578	25.368	110.6	1:46.195
6 -	34.110	87.5	47.174	25.315	109.1	1:46.599	12 -	32.939	89.6	47.016	25.177	110.4	1:45.132
11	Michael RALPH				Envelope Printing Company								
1 -	38.843	82.5	51.373	27.381	110.4	1:57.597	7 -	33.540	88.0	47.925	26.115	106.3	1:47.580
2 -	34.421	84.7	49.170	26.158	110.2	1:49.749	8 -	33.836	82.1	48.448	26.207	106.3	1:48.491
3 -	34.363	85.7	48.854	26.486	106.0	1:49.703	9 -	33.778	86.6	48.611	25.905	107.5	1:48.294
4 -	33.697	85.9	48.147	25.814	106.5	1:47.658	10 -	33.320	86.3	47.750	26.160	107.2	1:47.230
5 -	33.870	84.6	48.034	25.834	107.2	1:47.738	11 -	33.957	78.6	48.287	26.009	107.0	1:48.253
6 -	33.510	86.9	49.269	26.929	109.6	1:49.708	12 -	33.517	85.8	47.668	26.476	106.8	1:47.661
14	Paul MORGAN				Envelope Printing Company								
1 -	37.994	82.6	50.379	26.058	110.2	1:54.431	7 -	33.037	88.2	47.359	25.493	108.1	1:45.889
2 -	33.646	88.2	48.932	25.543	111.3	1:48.121	8 -	32.685	88.0	46.958	25.639	107.7	1:45.282
3 -	33.770	88.7	48.917	26.006	107.7	1:48.693	9 -	32.944	88.5	47.035	25.239	110.7	1:45.218
4 -	33.641	88.0	47.650	25.895	109.3	1:47.186	10 -	33.464	88.8	46.873	25.146	109.5	1:45.483
5 -	33.594	88.3	49.072	25.552	107.5	1:48.218	11 -	33.999	86.1	46.942	25.011	109.6	1:45.952
6 -	33.207	87.7	47.328	25.388	108.2	1:45.923	12 -	32.928	88.8	46.545	24.971	108.6	1:44.444

Car 20 - no working transponder

Weather / Track : Cloudy / Dry

Texaco Havoline Ginetta Championship
RACE 10 - ROUND 14 - SECTOR ANALYSIS

15	Emily FLETCHER				Rob Austin Racing								
1 -	39.312	82.8	52.383	27.311	106.2	1:59.006	7 -	34.412	80.5	48.872	26.671	105.7	1:49.955
2 -	35.598	82.5	49.869	26.781	106.8	1:52.248	8 -	34.142	84.4	48.715	26.513	105.7	1:49.370
3 -	34.634	84.6	49.914	26.623	106.8	1:51.171	9 -	34.058	84.3	49.530	26.492	104.8	1:50.080
4 -	34.395	83.8	49.176	27.144	107.5	1:50.715	10 -	33.921	83.4	52.417	27.143	109.6	1:53.481
5 -	35.278	84.3	49.288	27.517	108.6	1:52.083	11 -	34.288	85.5	48.917	26.130	110.0	1:49.335
6 -	34.853	85.8	49.500	27.032	104.8	1:51.385							
17	Neil MERRY				Speedworks Motorsport								
1 -	39.457	79.6	52.012	27.140	109.1	1:58.609	7 -	33.420	86.1	48.127	25.725	107.0	1:47.272
2 -	35.155	84.4	48.822	26.755	109.1	1:50.732	8 -	33.487	86.0	48.444	25.711	107.2	1:47.642
3 -	33.962	85.8	48.933	26.452	106.3	1:49.347	9 -	33.536	85.8	48.364	25.611	107.2	1:47.511
4 -	33.671	84.6	48.608	26.021	106.7	1:48.300	10 -	33.314	86.7	47.851	25.783	107.5	1:46.948
5 -	34.472	85.9	48.587	26.964	106.2	1:50.023	11 -	33.431	86.6	47.511	26.000	107.7	1:46.942
6 -	34.164	85.1	48.967	25.948	107.0	1:49.079	12 -	33.132	87.5	47.858	26.073	109.1	1:47.063
19	David JACKSON				Speedworks Motorsport								
1 -	38.432	81.9	49.966	26.264	111.8	1:54.662	7 -	33.217	89.5	47.515	25.548	108.8	1:46.280
2 -	34.249	87.4	48.841	25.898	111.3	1:48.988	8 -	33.076	88.9	46.975	25.729	108.6	1:45.780
3 -	33.857	87.8	47.959	25.636	109.8	1:47.452	9 -	33.472	88.2	47.566	25.799	108.4	1:46.837
4 -	33.303	88.9	47.289	25.765	111.8	1:46.357	10 -	34.145	88.0	47.610	25.592	109.8	1:47.347
5 -	33.625	89.4	48.784	26.182	110.6	1:48.591	11 -	33.993	89.2	47.753	25.762	110.7	1:47.508
6 -	33.206	88.7	47.251	25.606	111.1	1:46.063	12 -	33.339	89.5	47.803	25.800	108.4	1:46.942
20	Edd STRAW				Speedworks Motorsport								
1 -						1:55.088	7 -						1:47.194
2 -						1:49.057	8 -						1:47.725
3 -						1:47.234	9 -						1:49.700
4 -						1:47.340	10 -						1:47.512
5 -						1:49.522	11 -						1:47.227
6 -						1:48.472	12 -						1:48.343
21	Richard SYKES				Speedworks Motorsport								
1 -	37.138	86.7	49.972	25.970	109.8	1:53.080	7 -	33.305	87.2	47.062	25.401	111.1	1:45.768
2 -	33.630	89.0	47.908	25.331	110.7	1:46.869	8 -	33.140	89.2	46.769	25.166	111.8	1:45.075
3 -	33.123	89.5	47.392	25.192	111.8	1:45.707	9 -	33.096	90.2	47.161	25.466	109.3	1:45.723
4 -	32.973	89.7	47.271	25.296	112.2	1:45.540	10 -	33.862	88.8	46.835	25.380	111.5	1:46.077
5 -	33.062	89.8	47.318	25.492	112.6	1:45.872	11 -	32.990	89.2	47.634	25.459	110.2	1:46.083
6 -	33.308	89.6	47.977	25.290	111.8	1:46.575	12 -	32.837	89.4	46.577	25.372	110.9	1:44.786
22	Scott KIRLEW				Speedworks Motorsport								
1 -	37.411	87.2	50.386	26.178	109.3	1:53.975	7 -	33.133	89.0	47.520	25.804	108.1	1:46.457
2 -	34.074	87.4	48.331	25.899	109.3	1:48.304	8 -	33.480	88.8	47.337	25.660	108.6	1:46.477
3 -	33.736	84.1	48.045	25.788	107.9	1:47.569	9 -	33.092	88.3	47.670	25.644	110.2	1:46.406
4 -	33.760	86.8	47.694	25.914	107.7	1:47.368	10 -	33.687	87.2	47.480	25.887	107.0	1:47.054
5 -	33.725	87.6	49.758	26.284	108.9	1:49.767	11 -	33.841	87.0	47.667	25.858	106.5	1:47.366
6 -	33.324	87.3	47.490	25.650	107.7	1:46.464	12 -	33.311	87.4	48.531	25.589	106.7	1:47.431
28	Kieran VERNON				TFC Smalley								
1 -	37.339	85.9	49.263	26.125	109.3	1:52.727	7 -	32.779	88.9	46.370	25.097	109.8	1:44.246
2 -	33.016	88.5	46.897	25.200	110.0	1:45.113	8 -	32.759	88.9	46.337	25.060	109.3	1:44.156
3 -	33.210	88.4	46.950	25.297	108.4	1:45.457	9 -	32.471	89.4	46.140	25.195	109.6	1:43.806
4 -	32.784	88.2	47.565	25.288	108.2	1:45.637	10 -	32.628	82.7	47.348	27.029	105.2	1:47.005
5 -	32.729	88.3	47.512	25.778	111.7	1:46.019	11 -	34.486	83.0	47.885	26.742	107.0	1:49.113
6 -	33.231	89.1	46.770	25.109	108.9	1:45.110	12 -	33.831	86.8	47.672	26.466	102.0	1:47.969
35	Tom JONES				Jones Motorhomes								
1 -	36.541	88.2	49.256	26.102	110.6	1:51.899	7 -	33.529	87.7	47.240	25.561	108.4	1:46.330
2 -	33.732	88.4	47.072	25.620	108.6	1:46.424	8 -	33.136	88.4	46.857	25.393	108.2	1:45.386
3 -	33.282	88.3	47.376	25.531	108.9	1:46.189	9 -	32.966	88.8	47.735	25.243	109.5	1:45.944
4 -	33.098	88.2	47.154	25.649	107.9	1:45.901	10 -	33.295	87.6	46.805	25.511	108.1	1:45.611
5 -	33.047	87.8	47.705	25.244	112.0	1:45.996	11 -	32.955	88.1	47.014	25.547	108.2	1:45.516
6 -	33.768	87.7	47.541	25.285	111.3	1:46.594	12 -	33.069	88.4	46.923	25.582	108.4	1:45.574

Car 20 - no working transponder

Weather / Track : Cloudy / Dry

Texaco Havoline Ginetta Championship
RACE 10 - ROUND 14 - SECTOR ANALYSIS

38	Wayne AUSTIN				Tockwith Motorsport								
1 -	38.461	81.2	50.435	26.218	<i>111.1</i>	1:55.114	3 -	33.819	<i>87.7</i>	48.815	<i>25.685</i>	108.8	1:48.319
2 -	34.445	86.4	49.108	26.016	110.4	1:49.569	4 -	<i>33.544</i>	87.3	<i>47.812</i>	25.743	108.9	<i>1:47.099</i>
42	Alex DZIURZYNSKI				West End Precision Ltd								
1 -	37.632	86.7	50.319	26.567	<i>111.1</i>	1:54.518	7 -	33.433	88.2	47.744	<i>25.623</i>	108.2	1:46.800
2 -	33.761	88.8	48.944	26.153	109.5	1:48.858	8 -	33.863	88.3	48.125	25.717	107.2	1:47.705
3 -	33.628	86.4	48.203	25.675	109.6	1:47.506	9 -	33.343	88.5	48.983	25.934	107.4	1:48.260
4 -	<i>33.199</i>	<i>89.2</i>	47.845	26.172	109.5	1:47.216	10 -	33.513	88.5	47.472	25.804	107.9	1:46.789
5 -	34.400	88.8	48.289	26.410	110.2	1:49.099	11 -	33.478	88.4	<i>47.265</i>	25.702	108.2	<i>1:46.445</i>
6 -	33.338	88.3	55.132	26.192	107.2	1:54.662	12 -	33.598	88.5	47.562	25.843	108.6	1:47.003
46	Andrew SMITH												
1 -	37.624	87.8	49.345	25.981	110.6	1:52.950	7 -	33.234	89.1	47.343	25.430	105.3	1:46.007
2 -	33.915	88.8	48.041	25.571	110.2	1:47.527	8 -	33.939	88.9	<i>46.701</i>	<i>25.211</i>	111.1	1:45.851
3 -	33.326	88.5	47.243	25.435	111.3	1:46.004	9 -	33.183	89.1	47.243	25.240	109.8	1:45.666
4 -	33.194	88.7	46.969	25.514	110.7	1:45.677	10 -	33.601	88.1	46.904	25.315	108.1	1:45.820
5 -	33.143	88.5	47.189	25.431	110.9	1:45.763	11 -	33.438	88.2	47.398	25.304	109.6	1:46.140
6 -	33.496	87.8	47.743	25.233	<i>111.5</i>	1:46.472	12 -	<i>33.088</i>	<i>89.2</i>	46.746	25.271	<i>111.5</i>	<i>1:45.105</i>
51	Roy MCCARTHY				McCarthy Motorsport								
1 -	39.013	80.8	51.161	26.982	<i>109.8</i>	1:57.156	4 -	33.567	84.0	48.611	<i>25.950</i>	106.3	1:48.128
2 -	34.811	84.3	49.360	26.163	106.8	1:50.334	5 -	33.732	<i>85.9</i>	<i>47.908</i>	26.068	106.8	<i>1:47.708</i>
3 -	34.676	82.0	48.657	26.202	105.7	1:49.535	6 -	33.705	84.7	48.653	26.063	106.8	1:48.421
52	Spencer MCCARTHY				McCarthy Motorsport								
1 -	37.007	86.5	48.660	25.656	106.5	1:51.323	7 -	32.549	88.2	46.393	25.288	106.2	1:44.230
2 -	33.068	87.4	47.125	25.585	106.3	1:45.778	8 -	32.596	88.2	<i>46.181</i>	<i>24.961</i>	107.2	<i>1:43.738</i>
3 -	33.190	87.4	47.711	24.987	<i>110.9</i>	1:45.888	9 -	32.584	88.2	46.420	25.035	107.2	1:44.039
4 -	32.853	84.8	47.622	25.178	109.3	1:45.653	10 -	<i>32.520</i>	88.0	46.462	25.046	107.4	1:44.028
5 -	32.851	<i>89.1</i>	47.370	25.582	107.4	1:45.803	11 -	32.675	88.1	46.271	24.966	107.4	1:43.912
6 -	33.110	87.3	46.634	25.202	107.2	1:44.946	12 -	32.668	87.7	46.494	25.104	106.8	1:44.266
55	Duncan GASS				Rob Austin Racing								
1 -	39.947	79.6	51.775	27.215	<i>108.1</i>	1:58.937	7 -	34.603	84.4	49.974	26.617	106.8	1:51.194
2 -	35.540	84.5	50.297	26.784	106.7	1:52.621	8 -	34.155	86.5	<i>48.423</i>	<i>26.256</i>	106.7	<i>1:48.834</i>
3 -	34.881	85.3	49.758	26.517	107.4	1:51.156	9 -	33.995	86.5	48.700	26.543	<i>108.1</i>	1:49.238
4 -	34.539	85.9	49.106	27.550	106.8	1:51.195	10 -	<i>33.945</i>	86.6	48.944	26.444	106.2	1:49.333
5 -	34.927	85.1	49.442	26.689	106.8	1:51.058	11 -	34.286	<i>86.9</i>	49.227	26.336	104.8	1:49.849
6 -	35.179	86.4	50.579	26.483	106.7	1:52.241	12 -	34.365	85.9	49.205	26.602	104.5	1:50.172
57	Andrew LONG				Hepworth International								
1 -	38.437	84.6	51.194	26.576	107.9	1:56.207	7 -	34.895	85.7	49.354	26.442	107.7	1:50.691
2 -	34.757	84.8	49.817	26.602	106.7	1:51.176	8 -	35.103	<i>85.8</i>	48.753	26.658	<i>108.1</i>	1:50.514
3 -	35.773	79.9	50.142	26.558	107.7	1:52.473	9 -	34.647	83.8	<i>48.593</i>	<i>26.380</i>	107.5	1:49.620
4 -	35.214	83.3	50.570	27.845	107.4	1:53.629	10 -	34.590	85.1	49.202	26.467	107.9	1:50.259
5 -	35.329	84.3	50.237	26.734	<i>108.1</i>	1:52.300	11 -	<i>34.361</i>	85.2	48.695	26.421	107.9	<i>1:49.477</i>
6 -	35.186	80.1	50.210	26.797	106.2	1:52.193	12 -	34.802	85.1	49.349	26.677	107.2	1:50.828
58	Martin JONES				Hepworth International								
1 -	38.465	84.0	51.217	26.365	<i>110.0</i>	1:56.047	7 -	34.194	80.5	49.238	26.510	106.0	1:49.942
2 -	46.510	84.8	49.480	26.463	106.7	2:02.453	8 -	34.138	86.0	<i>47.900</i>	<i>26.109</i>	107.0	<i>1:48.147</i>
3 -	34.448	87.3	49.165	26.172	107.7	1:49.785	9 -	34.324	85.3	49.208	26.541	108.1	1:50.073
4 -	34.612	85.2	49.764	26.436	106.5	1:50.812	10 -	<i>33.868</i>	85.5	49.025	26.573	104.3	1:49.466
5 -	34.796	<i>87.8</i>	49.154	26.377	106.8	1:50.327	11 -	33.882	86.3	51.068	26.411	105.2	1:51.361
6 -	34.158	86.3	48.658	26.424	108.6	1:49.240							
74	Peter DIGNAN				Pistonheads								
1 -	37.738	86.8	50.351	26.869	109.3	1:54.958	5 -	33.479	89.2	49.336	25.845	109.3	1:48.660
2 -	34.246	88.0	48.968	25.735	<i>113.0</i>	1:48.949	6 -	33.437	88.1	<i>47.113</i>	25.591	108.8	<i>1:46.141</i>
3 -	33.364	88.2	48.114	<i>25.492</i>	110.7	1:46.970	7 -	33.395	88.9	55.512	27.947	78.9	1:56.854
4 -	<i>33.316</i>	<i>89.5</i>	47.757	25.707	112.6	1:46.780							

Car 20 - no working transponder

Weather / Track : Cloudy / Dry

Texaco Havoline Ginetta Championship
RACE 10 - ROUND 14 - SECTOR ANALYSIS

88	Mark WANIA		Academy Motorsport										
1 -	37.451	85.9	51.202	26.607	109.8	1:55.260	2 -	33.747	88.3	47.989	25.843	112.4	1:47.579
99	Phil SYKES		Speedworks										
1 -	37.208	85.5	49.889	25.856	110.0	1:52.953	7 -	33.188	88.2	47.125	25.696	109.8	1:46.009
2 -	33.805	86.9	48.833	25.806	109.1	1:48.444	8 -	33.027	87.3	47.362	26.369	106.3	1:46.758
3 -	33.472	88.0	47.565	25.597	109.5	1:46.634	9 -	33.208	88.5	47.865	25.415	108.2	1:46.488
4 -	33.312	87.4	47.345	25.591	110.6	1:46.248	10 -	33.168	88.4	47.270	25.377	108.2	1:45.815
5 -	33.662	87.4	47.789	25.395	109.8	1:46.846	11 -	33.613	87.7	46.992	25.354	107.9	1:45.959
6 -	33.670	72.8	47.701	25.378	109.5	1:46.749	12 -	32.817	88.8	46.675	25.321	107.9	1:44.813

Car 20 - no working transponder

Weather / Track : Cloudy / Dry

Texaco Havoline Ginetta Championship

RACE 10 - ROUND 14 - BEST SECTOR TIMES

SECTOR 1			SECTOR 2			SECTOR 3			IDEAL / BEST COMPARISON						
POS	NO	NAME	TIME	NO	NAME	TIME	NO	NAME	TIME	POS	NO	NAME	IDEAL	BEST	DIFF
1	3	BARRATT	32.391	3	BARRATT	46.033	52	MCCARTHY	24.961	1	3	BARRATT	1:43.415	1:43.661	0.246
2	28	VERNON	32.471	28	VERNON	46.140	14	MORGAN	24.971	2	52	MCCARTHY	1:43.662	1:43.738	0.076
3	52	MCCARTHY	32.520	52	MCCARTHY	46.181	3	BARRATT	24.991	3	28	VERNON	1:43.671	1:43.806	0.135
4	14	MORGAN	32.685	14	MORGAN	46.545	28	VERNON	25.060	4	14	MORGAN	1:44.201	1:44.444	0.243
5	99	SYKES	32.817	21	SYKES	46.577	4	MARSH	25.161	5	21	SYKES	1:44.580	1:44.786	0.206
6	9	SIMMS	32.827	99	SYKES	46.675	21	SYKES	25.166	6	99	SYKES	1:44.813	1:44.813	0.000
7	21	SYKES	32.837	46	SMITH	46.701	9	SIMMS	25.177	7	9	SIMMS	1:44.863	1:45.132	0.269
8	35	JONES	32.955	35	JONES	46.805	46	SMITH	25.211	8	46	SMITH	1:45.000	1:45.105	0.105
9	19	JACKSON	33.076	9	SIMMS	46.859	35	JONES	25.243	9	35	JONES	1:45.003	1:45.386	0.383
10	46	SMITH	33.088	19	JACKSON	46.975	99	SYKES	25.321	10	4	MARSH	1:45.305	1:45.362	0.057
11	22	KIRLEW	33.092	4	MARSH	46.978	5	RIGBY	25.326	11	19	JACKSON	1:45.599	1:45.780	0.181
12	6	FLOWERS	33.094	74	DIGNAN	47.113	74	DIGNAN	25.492	12	5	RIGBY	1:45.830	1:46.057	0.227
13	17	MERRY	33.132	5	RIGBY	47.249	19	JACKSON	25.548	13	74	DIGNAN	1:45.921	1:46.141	0.220
14	4	MARSH	33.166	42	DZIURZYNSKI	47.265	22	KIRLEW	25.589	14	22	KIRLEW	1:46.018	1:46.406	0.388
15	42	DZIURZYNSKI	33.199	22	KIRLEW	47.337	17	MERRY	25.611	15	42	DZIURZYNSKI	1:46.087	1:46.445	0.358
16	5	RIGBY	33.255	88	WANIA	47.434	42	DZIURZYNSKI	25.623	16	17	MERRY	1:46.254	1:46.942	0.688
17	51	MCCARTHY	33.255	17	MERRY	47.511	6	FLOWERS	25.680	17	6	FLOWERS	1:46.309	1:46.621	0.312
18	74	DIGNAN	33.316	6	FLOWERS	47.535	38	AUSTIN	25.685	18	88	WANIA	1:46.691	1:47.579	0.888
19	11	RALPH	33.320	11	RALPH	47.668	11	RALPH	25.814	19	11	RALPH	1:46.802	1:47.230	0.428
20	88	WANIA	33.414	38	AUSTIN	47.812	88	WANIA	25.843	20	38	AUSTIN	1:47.041	1:47.099	0.058
21	38	AUSTIN	33.544	58	JONES	47.900	51	MCCARTHY	25.950	21	51	MCCARTHY	1:47.113	1:47.708	0.595
22	58	JONES	33.868	51	MCCARTHY	47.908	7	WILLIAMS	26.009	22	58	JONES	1:47.877	1:48.147	0.270
23	7	WILLIAMS	33.905	55	GASS	48.423	58	JONES	26.109	23	55	GASS	1:48.624	1:48.834	0.210
24	15	FLETCHER	33.921	57	LONG	48.593	15	FLETCHER	26.130	24	7	WILLIAMS	1:48.625	1:48.693	0.068
25	55	GASS	33.945	7	WILLIAMS	48.711	55	GASS	26.256	25	15	FLETCHER	1:48.766	1:49.335	0.569
26	57	LONG	34.361	15	FLETCHER	48.715	57	LONG	26.380	26	57	LONG	1:49.334	1:49.477	0.143
27	20	STRAW		20	STRAW		20	STRAW		27	20	STRAW		1:47.194	0.000
												Perfect Lap	1:43.385		

Car 20 - no working transponder

Weather / Track : Cloudy / Dry

www.tsl-timing.com

Brands Hatch GP
Circuit Length = 2.3009 miles
Start: 15:30 End: 15:53

Printed - 15.54 Sunday, 13 July 2008

Texaco Havoline Ginetta Championship
RACE 10 - ROUND 14 - SPEED TRAPS

SECTOR 1				SECTOR 2			FINISH LINE			
POS	NO	NAME	MPH	NO	NAME	MPH	NO	NAME	MPH	
1	9	Gary SIMMS	90.3				74	Peter DIGNAN	113.0	
2	21	Richard SYKES	90.2				21	Richard SYKES	112.6	
3	3	Julian BARRATT	90.0				88	Mark WANIA	112.4	
4	19	David JACKSON	89.5				3	Julian BARRATT	112.0	
5	74	Peter DIGNAN	89.5				35	Tom JONES	112.0	
6	28	Kieran VERNON	89.4				19	David JACKSON	111.8	
7	42	Alex DZIURZYNSKI	89.2				28	Kieran VERNON	111.7	
8	46	Andrew SMITH	89.2				4	Paul MARSH	111.5	
9	52	Spencer MCCARTHY	89.1				46	Andrew SMITH	111.5	
10	5	Steve RIGBY	89.0				9	Gary SIMMS	111.3	
11	22	Scott KIRLEW	89.0				14	Paul MORGAN	111.3	
12	6	Matthew FLOWERS	88.8				38	Wayne AUSTIN	111.1	
13	14	Paul MORGAN	88.8				42	Alex DZIURZYNSKI	111.1	
14	35	Tom JONES	88.8				52	Spencer MCCARTHY	110.9	
15	99	Phil SYKES	88.8				6	Matthew FLOWERS	110.6	
16	4	Paul MARSH	88.5				99	Phil SYKES	110.6	
17	88	Mark WANIA	88.4				11	Michael RALPH	110.4	
18	11	Michael RALPH	88.0				22	Scott KIRLEW	110.2	
19	7	Steve WILLIAMS	87.8				7	Steve WILLIAMS	110.0	
20	58	Martin JONES	87.8				15	Emily FLETCHER	110.0	
21	38	Wayne AUSTIN	87.7				58	Martin JONES	110.0	
22	17	Neil MERRY	87.5				51	Roy MCCARTHY	109.8	
23	55	Duncan GASS	86.9				5	Steve RIGBY	109.5	
24	51	Roy MCCARTHY	85.9				17	Neil MERRY	109.1	
25	15	Emily FLETCHER	85.8				55	Duncan GASS	108.1	
26	57	Andrew LONG	85.8				57	Andrew LONG	108.1	
27										

Car 20 - no working transponder

Weather / Track : Cloudy / Dry

www.tsl-timing.com

Brands Hatch GP
 Circuit Length = 2.3009 miles
 Start: 15:30 End: 15:53

Printed - 15.54 Sunday, 13 July 2008

Texaco Havoline Ginetta Championship

RACE 10 - ROUND 14 - POSITION CHART

No	Name	Laps Pos	Laps											
			1	2	3	4	5	6	7	8	9	10	11	12
52	MCCARTHY	1	52	52	28	28	52	52	52	52	52	52	52	52
28	VERNON	2	28	28	52	52	28	28	28	28	28	3	3	3
3	BARRATT	3	3	3	3	3	3	3	3	3	3	28	28	28
35	JONES	4	35	35	35	35	9	9	35	35	21	35	35	35
46	SMITH	5	46	9	9	9	35	35	46	21	35	21	21	21
9	SIMMS	6	9	46	46	46	46	46	21	46	46	46	46	46
5	RIGBY	7	5	21	21	21	21	21	9	9	9	9	9	9
21	SYKES	8	21	4	4	4	4	4	4	99	99	99	99	99
4	MARSH	9	4	5	5	5	5	5	5	5	5	14	14	14
99	SYKES	10	99	99	99	99	99	99	99	4	14	5	5	5
14	MORGAN	11	14	14	22	22	14	14	14	14	19	22	22	19
22	KIRLEW	12	22	22	14	14	74	74	22	19	22	19	19	22
20	STRAW	13	20	88	20	20	22	22	19	22	6	6	6	6
88	WANIA	14	88	20	74	74	20	19	20	20	20	20	20	20
42	DZIURZYNSKI	15	42	42	42	42	19	20	6	6	42	42	42	42
74	DIGNAN	16	74	74	19	19	42	6	42	42	11	11	11	11
6	FLOWERS	17	6	6	6	6	6	42	74	11	17	17	17	17
38	AUSTIN	18	38	19	38	38	11	51	11	17	15	58	55	55
19	JACKSON	19	19	38	11	11	51	11	17	15	58	55	58	7
58	JONES	20	58	57	51	51	17	17	15	58	55	7	7	57
57	LONG	21	57	11	17	17	7	15	58	55	7	57	57	
7	WILLIAMS	22	7	51	57	7	55	7	7	7	57	15	15	
11	RALPH	23	11	7	7	15	15	55	55	57				
51	MCCARTHY	24	51	17	15	57	57	57	57					
15	FLETCHER	25	15	15	55	55	58	58						
55	GASS	26	55	55	58	58								
17	MERRY	27	17	58										

Car 20 - no working transponder

Weather / Track : Cloudy / Dry

www.tsl-timing.com

Page 1 of 1

Brands Hatch GP
 Circuit Length = 2.3009 miles
 Start: 15:30 End: 15:53

Printed - 15.56 Sunday, 13 July 2008