



Texaco Havoline Ginetta Championship

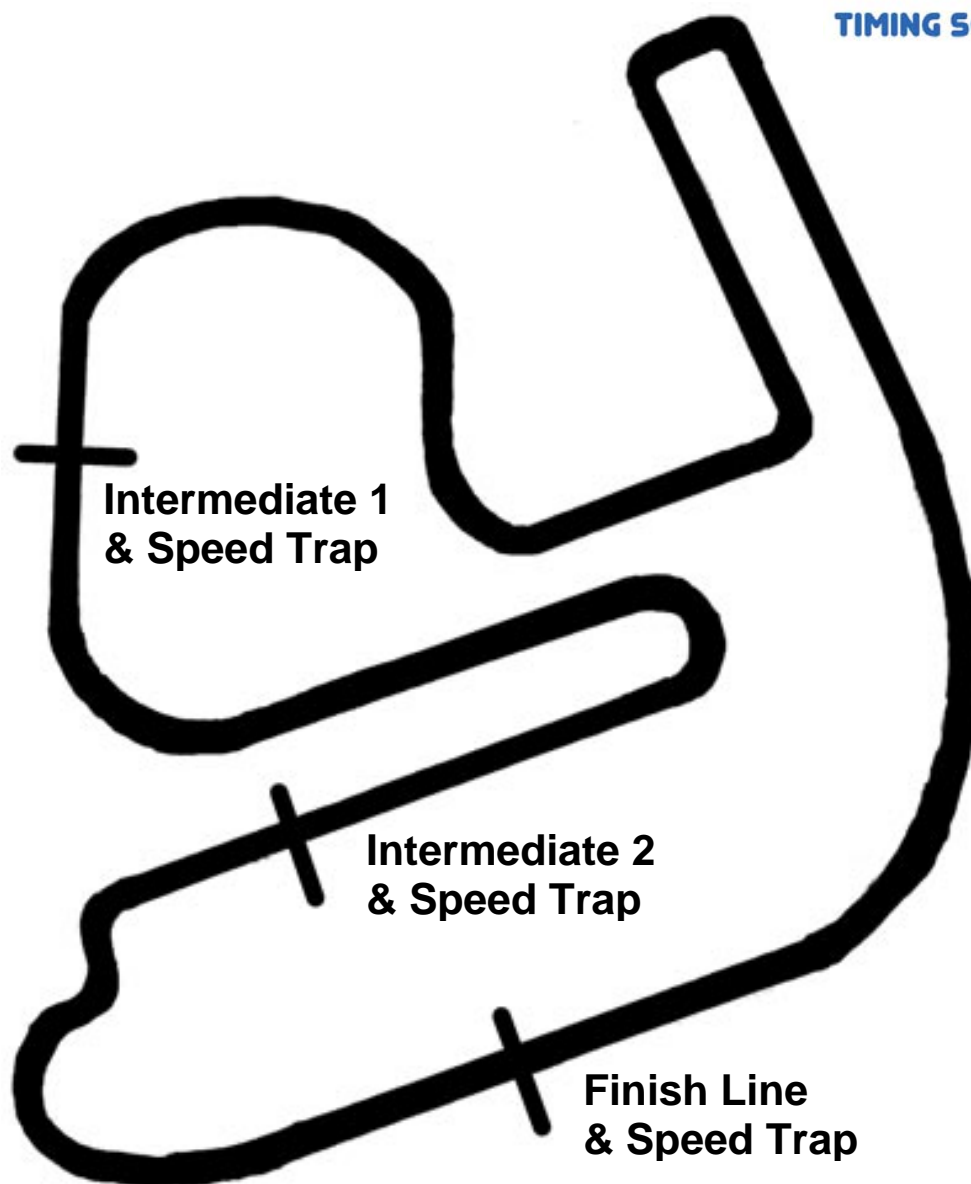
Round 3 & 4
Rockingham International Sportscar

30th & 31st May 2009



Results Provided by Timing Solutions Ltd
www.tsl-timing.com

ROCKINGHAM INTERNATIONAL SUPER SPORTS CAR CIRCUIT



Circuit Length:	1.9400 miles / 3122.1 metres
Intermediate 1:	1,718 metres
Intermediate 2:	2,524 metres
Pit In:	2,977 metres
Pit Out:	162 metres after Finish Line
Pit In – Pit Out	316 metres, @ 60kph = 18.9 seconds, @ 80kph = 14.2 seconds

Texaco Havoline Ginetta G20 Championship
PRACTICE - CLASSIFICATION

POS	NO	CL	DRIVER / TEAM	CAR	TIME	ON	LAPS	GAP	DIFF	MPH
1	7		Mark DAVIES Optimum Motorsport	Ginetta G20	1:32.941	7	10			75.14
2	46		Andrew SMITH Optimum Motorsport	Ginetta G20	1:33.590	9	9	0.649	0.649	74.62
3	66		Dominic PETTIT Dominant Motorsport	Ginetta G20	1:34.031	8	9	1.090	0.441	74.27
4	5		Andrew SPENCER	Ginetta G20	1:34.428	7	8	1.487	0.397	73.96
5	32		Freddie HETHERINGTON Optimum Motorsport	Ginetta G20	1:34.786	9	10	1.845	0.358	73.68
6	19		David JACKSON Optimum Motorsport	Ginetta G20	1:35.180	9	10	2.239	0.394	73.37
7	51		Russel MCCARTHY McCarthy Motorsport	Ginetta G20	1:35.355	10	10	2.414	0.175	73.24
8	52		Sean HUYTON Academy Motorsport	Ginetta G20	1:36.004	8	8	3.063	0.649	72.74
9	6		Stephen COLBERT Motorsport News	Ginetta G20	1:36.093	6	7	3.152	0.089	72.67
10	25		Andrew RICHARDSON	Ginetta G20	1:36.717	6	6	3.776	0.624	72.21
11	74		Peter DIGNAN Academy Motorsport	Ginetta G20	1:37.287	8	8	4.346	0.570	71.78
12	42		Alex DZIURZYNSKI	Ginetta G20	1:38.037	6	8	5.096	0.750	71.23
13	58		Martin JONES	Ginetta G20	1:38.265	9	9	5.324	0.228	71.07
14	71		George MURRELLS Techlightenment	Ginetta G20	1:38.372	4	4	5.431	0.107	70.99
15	15		Emily FLETCHER Rob Austin Racing	Ginetta G20	1:39.443	6	9	6.502	1.071	70.23

Cars 5 & 6 please fit timing transponders

Weather / Track : Sunny / Dry

These results are provisional until the conclusion of any judicial and technical matters.

Rockingham International
 Circuit Length = 1.9400 miles
 Start: 10:55 End: 11:11

Clerk of Course :		Timekeeper :
-------------------	--	--------------

Texaco Havoline Ginetta G20 Championship

PRACTICE - SECTOR ANALYSIS

5	Andrew SPENCER														
1-						1:37.468	5-					1:35.113			
2-						1:35.784	6-					1:34.647			
3-						1:36.040	7-					1:34.428			
4-						1:34.790	8-					1:35.034			
6	Stephen COLBERT Motorsport News														
1-						1:39.690	5-					1:37.124			
2-						1:37.427	6-					1:36.093			
3-						1:37.871	7-		ln	ln		2:24.506 P			
4-						1:37.049									
7	Mark DAVIES Optimum Motorsport														
1-	Out	84.5	27.023	84.8	20.057	91.5	1:43.394	6-	49.422	89.6	25.187	87.5	18.896	93.6	1:33.505
2-	51.878	87.3	25.865	84.2	19.242	92.6	1:36.985	7-	49.026	90.6	25.143	87.5	18.772	94.6	1:32.941
3-	50.246	90.0	25.480	86.8	19.099	92.9	1:34.825	8-	48.670	90.9	25.223	87.4	19.730	92.2	1:33.623
4-	49.619	89.5	25.195	87.8	18.960	92.9	1:33.774	9-	57.690	74.4	25.936	85.8	19.072	92.9	1:42.698
5-	49.338	89.8	25.130	87.5	18.992	93.2	1:33.460	10-	49.149	88.9	25.126	87.0	18.939	92.7	1:33.214
15	Emily FLETCHER Rob Austin Racing														
1-	Out	72.5	29.210	80.8	21.721	87.7	1:49.750	6-	52.030	87.0	26.973	82.3	20.440	88.5	1:39.443
2-	54.142	83.6	27.515	83.7	20.693	88.6	1:42.350	7-	52.669	84.5	26.727	82.3	20.050	90.9	1:39.446
3-	52.594	86.3	26.853	82.6	20.414	89.0	1:39.861	8-	51.456	86.6	30.725	72.9	20.149	89.6	1:42.330
4-	52.287	86.5	27.099	81.3	20.251	88.6	1:39.637	9-	51.550	87.7	30.599	79.6	20.294	90.2	1:42.443
5-	53.273	86.0	26.901	82.7	20.313	90.1	1:40.487								
19	David JACKSON Optimum Motorsport														
1-	Out	85.1	27.780	83.5	20.958	91.1	1:44.349	6-	50.361	90.2	25.723	86.8	19.938	92.7	1:36.022
2-	52.135	88.8	26.230	87.2	19.954	93.3	1:38.319	7-	50.074	90.7	25.750	87.3	19.700	92.8	1:35.524
3-	50.852	89.7	26.119	86.0	19.726	93.1	1:36.697	8-	49.883	90.7	25.831	87.2	19.472	93.1	1:35.186
4-	50.998	90.4	25.956	86.6	19.697	91.9	1:36.651	9-	50.140	90.3	25.556	87.2	19.484	94.0	1:35.180
5-	50.165	90.2	25.829	86.9	19.791	92.4	1:35.785	10-	49.953	89.6	25.793	87.0	19.486	93.5	1:35.232
25	Andrew RICHARDSON														
1-	Out	77.5	28.623	83.0	21.027	81.3	1:51.621	4-	50.813	88.0	26.247	85.5	19.833	92.3	1:36.893
2-	53.160	85.8	26.896	84.8	20.148	91.2	1:40.204	5-	50.480	87.7	26.752	84.3	19.872	91.8	1:37.104
3-	51.448	87.4	26.919	82.1	20.221	91.4	1:38.588	6-	50.639	88.2	26.234	85.3	19.844	91.8	1:36.717
32	Freddie HETHERINGTON Optimum Motorsport														
1-	Out	85.2	27.260	84.1	21.040	92.6	1:43.445	6-	50.420	89.2	25.721	86.5	19.466	92.8	1:35.607
2-	52.110	87.8	26.346	86.6	20.142	93.3	1:38.598	7-	50.122	89.4	26.260	83.8	19.572	94.0	1:35.954
3-	50.972	88.7	26.677	85.2	20.286	93.2	1:37.935	8-	50.151	90.0	25.641	86.6	19.186	94.0	1:34.978
4-	50.532	88.3	26.105	85.5	19.651	91.9	1:36.288	9-	49.721	87.0	25.655	86.4	19.410	93.7	1:34.786
5-	50.370	88.9	25.881	85.6	19.802	92.2	1:36.053	10-	49.940	86.7	26.181	86.1	19.434	94.2	1:35.555
42	Alex DZIURZYNSKI														
1-	Out	83.1	28.130	82.5	20.568	90.9	1:45.858	5-	Out	83.4	26.754	85.4	20.368	90.8	2:49.847
2-	51.921	85.6	26.274	86.7	20.991	91.1	1:39.186	6-	51.840	85.6	26.104	86.0	20.093	91.8	1:38.037
3-	51.934	87.8	26.484	86.1	20.366	92.6	1:38.784	7-	51.218	87.3	26.134	86.0	20.900	90.3	1:38.252
4-	51.713	87.2	26.595	85.4	ln		1:34.681 P	8-	51.821	87.2	26.043	85.8	ln		1:38.709 P
46	Andrew SMITH Optimum Motorsport														
1-	Out	55.1	34.352	52.7	22.302	83.2	2:11.558	6-	49.926	89.5	25.768	85.3	19.261	91.9	1:34.955
2-	54.754	85.3	26.847	82.4	20.314	88.8	1:41.915	7-	49.398	90.4	25.429	85.7	19.057	92.7	1:33.884
3-	51.211	88.2	25.844	85.7	19.504	92.1	1:36.559	8-	49.380	90.3	25.496	85.5	19.189	92.7	1:34.065
4-	49.616	91.2	25.509	86.5	19.449	93.6	1:34.574	9-	49.350	90.2	25.231	86.1	19.009	93.6	1:33.590
5-	52.681	85.5	26.057	85.6	19.340	91.4	1:38.078								
51	Russel MCCARTHY McCarthy Motorsport														
1-	Out	83.8	27.471	84.8	21.344	87.3	1:43.425	6-	50.724	87.4	26.073	84.0	19.582	91.4	1:36.379
2-	52.164	86.1	26.702	84.4	19.999	91.4	1:38.865	7-	50.130	88.3	26.214	84.6	19.501	91.4	1:35.845
3-	50.914	85.9	26.883	83.1	19.952	90.8	1:37.749	8-	50.132	88.4	26.026	84.8	19.411	91.5	1:35.569
4-	50.501	86.9	26.180	84.7	20.517	90.9	1:37.198	9-	50.233	87.2	26.730	83.3	19.480	91.5	1:36.443

Rockingham International
Circuit Length = 1.9400 miles
Start: 10:55 End: 11:11

Weather / Track : Sunny / Dry

Texaco Havoline Ginetta G20 Championship

PRACTICE - SECTOR ANALYSIS

5 -	51.081	86.3	25.996	85.9	19.487	90.8	1:36.564	10 -	50.088	87.7	26.038	84.7	19.229	92.2	1:35.355															
52	Sean HUYTON															Academy Motorsport														
1 -	Out	79.0	28.314	85.2	21.209	90.6	1:47.849	5 -	Out	89.8	25.730	87.2	20.659	92.1	3:25.662															
2 -	52.140	87.4	26.346	86.8	20.309	91.4	1:38.795	6 -	50.490	90.1	25.572	87.0	20.273	92.3	1:36.335															
3 -	51.118	88.3	26.014	86.5	20.499	92.2	1:37.631	7 -	50.426	89.4	26.062	85.1	20.370	91.9	1:36.858															
4 -	50.472	90.1	25.582	86.4	In		1:30.974 P	8 -	50.325	86.4	25.514	86.8	20.165	92.1	1:36.004															
58	Martin JONES																													
1 -	Out	74.8	29.394	81.3	21.352	88.8	1:50.104	6 -	52.314	83.0	26.517	83.8	20.408	91.3	1:39.239															
2 -	53.471	83.0	26.950	84.1	20.307	90.1	1:40.728	7 -	51.944	84.1	26.422	83.6	20.114	90.3	1:38.480															
3 -	54.638	81.7	27.095	82.5	20.005	89.0	1:41.738	8 -	51.710	85.9	35.381	76.3	20.624	88.0	1:47.715															
4 -	53.669	82.4	32.382	72.7	20.590	91.7	1:46.641	9 -	52.194	85.9	26.339	84.7	19.732	90.6	1:38.265															
5 -	53.590	86.5	26.575	84.5	20.243	91.4	1:40.408																							
66	Dominic PETTIT															Dominant Motorsport														
1 -	Out	80.3	26.502	85.8	19.503	92.9	1:40.294	6 -	49.907	90.4	25.488	87.8	19.203	94.4	1:34.598															
2 -	50.232	89.7	25.957	86.8	19.571	93.6	1:35.760	7 -	49.369	91.6	25.884	79.8	19.777	93.7	1:35.030															
3 -	50.144	89.8	25.453	87.7	In		1:29.573 P	8 -	49.464	90.8	25.354	87.6	19.213	93.3	1:34.031															
4 -	Out	71.1	31.096	48.2	25.270	65.5	2:31.424	9 -	50.035	90.7	25.568	86.7	In		1:30.179 P															
5 -	1:08.952	59.4	30.712	84.6	19.385	92.9	1:59.049																							
71	George MURRELLS															Techlightenment														
1 -	Out	71.5	31.515	68.5	22.043	86.9	1:55.012	3 -	52.398	85.8	26.556	76.8	20.377	91.5	1:39.331															
2 -	54.128	79.7	26.994	84.3	20.242	90.2	1:41.364	4 -	52.214	85.3	26.322	84.2	19.836	89.8	1:38.372															
74	Peter DIGNAN															Academy Motorsport														
1 -	Out	78.6	28.892	83.6	21.147	91.1	1:48.160	5 -	Out	86.5	26.678	85.4	20.081	91.9	4:32.395															
2 -	54.191	85.8	27.216	86.7	20.444	92.8	1:41.851	6 -	51.045	86.9	26.321	86.5	20.315	91.8	1:37.681															
3 -	51.225	88.7	26.301	86.0	19.991	92.9	1:37.517	7 -	50.964	89.4	26.362	85.5	19.981	92.2	1:37.307															
4 -	51.084	88.3	26.808	86.5	In		1:33.860 P	8 -	50.742	87.3	26.431	85.2	20.114	93.5	1:37.287															

Texaco Havoline Ginetta G20 Championship

PRACTICE - BEST SECTOR TIMES

SECTOR 1			SECTOR 2			SECTOR 3			IDEAL / BEST COMPARISON						
POS	NO	NAME	TIME	NO	NAME	TIME	NO	NAME	TIME	POS	NO	NAME	IDEAL	BEST	DIFF
1	7	DAVIES	48.670	7	DAVIES	25.126	7	DAVIES	18.772	1	7	DAVIES	1:32.568	1:32.941	0.373
2	46	SMITH	49.350	46	SMITH	25.231	46	SMITH	19.009	2	46	SMITH	1:33.590	1:33.590	0.000
3	66	PETTIT	49.369	66	PETTIT	25.354	32	HETHERINGTON	19.186	3	66	PETTIT	1:33.926	1:34.031	0.105
4	32	HETHERINGTON	49.721	52	HUYTON	25.514	66	PETTIT	19.203	4	32	HETHERINGTON	1:34.548	1:34.786	0.238
5	19	JACKSON	49.883	19	JACKSON	25.556	51	MCCARTHY	19.229	5	19	JACKSON	1:34.911	1:35.180	0.269
6	51	MCCARTHY	50.088	32	HETHERINGTON	25.641	19	JACKSON	19.472	6	51	MCCARTHY	1:35.313	1:35.355	0.042
7	52	HUYTON	50.325	51	MCCARTHY	25.996	58	JONES	19.732	7	52	HUYTON	1:36.004	1:36.004	0.000
8	25	RICHARDSON	50.480	42	DZIURZYNSKI	26.043	25	RICHARDSON	19.833	8	25	RICHARDSON	1:36.547	1:36.717	0.170
9	74	DIGNAN	50.742	25	RICHARDSON	26.234	71	MURRELLS	19.836	9	74	DIGNAN	1:37.024	1:37.287	0.263
10	42	DZIURZYNSKI	51.218	74	DIGNAN	26.301	74	DIGNAN	19.981	10	42	DZIURZYNSKI	1:37.354	1:38.037	0.683
11	15	FLETCHER	51.456	71	MURRELLS	26.322	15	FLETCHER	20.050	11	58	JONES	1:37.781	1:38.265	0.484
12	58	JONES	51.710	58	JONES	26.339	42	DZIURZYNSKI	20.093	12	15	FLETCHER	1:38.233	1:39.443	1.210
13	71	MURRELLS	52.214	15	FLETCHER	26.727	52	HUYTON	20.165	13	71	MURRELLS	1:38.372	1:38.372	0.000
14	5	SPENCER		5	SPENCER		5	SPENCER		14	5	SPENCER		1:34.428	0.000
15	6	COLBERT		6	COLBERT		6	COLBERT		15	6	COLBERT		1:36.093	0.000
											Perfect Lap		1:32.568		

Texaco Havoline Ginetta G20 Championship
PRACTICE - SPEED TRAPS

SECTOR 1				SECTOR 2			FINISH LINE		
POS	NO	NAME	MPH	NO	NAME	MPH	NO	NAME	MPH
1	66	Dominic PETTIT	91.6	7	Mark DAVIES	87.8	7	Mark DAVIES	94.6
2	46	Andrew SMITH	91.2	66	Dominic PETTIT	87.8	66	Dominic PETTIT	94.4
3	7	Mark DAVIES	90.9	19	David JACKSON	87.3	32	Freddie HETHERINGTON	94.2
4	19	David JACKSON	90.7	52	Sean HUYTON	87.2	19	David JACKSON	94.0
5	52	Sean HUYTON	90.1	42	Alex DZIURZYNSKI	86.7	46	Andrew SMITH	93.6
6	32	Freddie HETHERINGTON	90.0	74	Peter DIGNAN	86.7	74	Peter DIGNAN	93.5
7	74	Peter DIGNAN	89.4	32	Freddie HETHERINGTON	86.6	42	Alex DZIURZYNSKI	92.6
8	25	Andrew RICHARDSON	88.4	46	Andrew SMITH	86.5	25	Andrew RICHARDSON	92.3
9	51	Russel MCCARTHY	88.4	51	Russel MCCARTHY	85.9	52	Sean HUYTON	92.3
10	42	Alex DZIURZYNSKI	87.8	25	Andrew RICHARDSON	85.5	51	Russel MCCARTHY	92.2
11	15	Emily FLETCHER	87.7	58	Martin JONES	84.7	58	Martin JONES	91.7
12	58	Martin JONES	86.5	71	George MURRELLS	84.3	71	George MURRELLS	91.5
13	71	George MURRELLS	85.8	15	Emily FLETCHER	83.1	15	Emily FLETCHER	90.9
14									
15									

Texaco Havoline Ginetta G20 Championship
QUALIFYING - RACE 7 - ROUND 3 - CLASSIFICATION

POS	NO	CL	DRIVER / TEAM	CAR	TIME	ON	LAPS	GAP	DIFF	MPH
1	46		Andrew SMITH Optimum Motorsport	Ginetta G20	1:33.165	7	10			74.96
2	7		Mark DAVIES Optimum Motorsport	Ginetta G20	1:33.398	10	10	0.233	0.233	74.77
3	66		Dominic PETTIT Dominant Motorsport	Ginetta G20	1:33.544	10	10	0.379	0.146	74.65
4	19		David JACKSON Optimum Motorsport	Ginetta G20	1:34.439	10	10	1.274	0.895	73.95
5	32		Freddie HETHERINGTON Optimum Motorsport	Ginetta G20	1:34.845	9	10	1.680	0.406	73.63
6	5		Andrew SPENCER	Ginetta G20	1:34.910	6	10	1.745	0.065	73.58
7	25		Andrew RICHARDSON	Ginetta G20	1:35.006	9	10	1.841	0.096	73.51
8	6		Stephen COLBERT Motorsport News	Ginetta G20	1:35.033	10	10	1.868	0.027	73.48
9	52		Sean HUYTON Academy Motorsport	Ginetta G20	1:35.204	5	9	2.039	0.171	73.35
10	74		Peter DIGNAN Academy Motorsport	Ginetta G20	1:35.286	6	9	2.121	0.082	73.29
11	51		Russel MCCARTHY McCarthy Motorsport	Ginetta G20	1:35.442	5	9	2.277	0.156	73.17
12	71		George MURRELLS Techlightenment	Ginetta G20	1:36.377	6	9	3.212	0.935	72.46
13	58		Martin JONES	Ginetta G20	1:37.358	8	8	4.193	0.981	71.73
14	15		Emily FLETCHER Rob Austin Racing	Ginetta G20	1:37.740	7	9	4.575	0.382	71.45

Weather / Track : Sunny / Dry

These results are provisional until the conclusion of any judicial and technical matters.

Rockingham International
 Circuit Length = 1.9400 miles
 Start: 15:10 End: 15:27

Clerk of Course :		Timekeeper :
-------------------	--	--------------

Texaco Havoline Ginetta G20 Championship

QUALIFYING - RACE 7 - ROUND 3 - SECTOR ANALYSIS

5	Andrew SPENCER														
1 -	Out	86.7	26.496	84.0	19.702	90.8	1:38.980	6 -	49.979	87.4	25.642	84.7	19.289	92.1	1:34.910
2 -	50.080	88.8	25.465	85.9	19.864	92.9	1:35.409	7 -	50.027	89.0	25.559	85.5	20.023	90.0	1:35.609
3 -	50.203	86.8	25.810	84.2	19.418	90.8	1:35.431	8 -	50.308	88.7	25.396	84.9	19.435	90.8	1:35.139
4 -	50.267	88.2	25.876	84.3	19.458	90.3	1:35.601	9 -	50.103	88.8	25.578	84.7	19.356	90.6	1:35.037
5 -	50.119	88.4	26.475	84.7	19.565	90.1	1:36.159	10 -	49.900	88.9	25.595	84.0	19.444	90.7	1:34.939
6	Stephen COLBERT										Motorsport News				
1 -	Out	80.4	26.772	80.7	20.390	90.9	1:40.869	6 -	51.048	87.2	26.630	81.0	19.616	89.2	1:37.294
2 -	51.156	83.9	26.481	84.5	20.454	88.0	1:38.091	7 -	50.283	87.8	25.893	82.7	19.450	88.9	1:35.626
3 -	50.875	82.6	26.232	81.5	19.684	86.4	1:36.791	8 -	50.265	88.4	25.889	83.0	19.334	89.4	1:35.488
4 -	50.535	88.3	25.915	83.7	19.597	89.6	1:36.047	9 -	50.249	88.1	25.730	83.2	19.474	89.1	1:35.453
5 -	50.267	88.3	25.887	82.1	19.708	84.6	1:35.862	10 -	49.897	88.4	25.679	83.2	19.457	85.5	1:35.033
7	Mark DAVIES										Optimum Motorsport				
1 -	Out	86.1	26.174	86.1	19.600	93.1	1:40.253	6 -	49.243	89.8	25.417	86.3	18.915	93.5	1:33.575
2 -	50.193	88.1	25.454	86.8	19.159	93.7	1:34.806	7 -	49.262	90.4	25.308	87.4	19.169	93.5	1:33.739
3 -	49.345	90.1	25.262	87.3	19.191	93.1	1:33.798	8 -	54.799	84.2	25.744	86.9	19.193	93.5	1:39.736
4 -	49.310	90.2	25.322	86.9	19.332	93.2	1:33.964	9 -	49.209	90.6	25.182	87.6	19.023	94.0	1:33.414
5 -	49.193	90.2	25.334	86.4	18.998	93.2	1:33.525	10 -	49.045	90.0	25.188	87.3	19.165	93.5	1:33.398
15	Emily FLETCHER										Rob Austin Racing				
1 -	Out	84.1	27.448	81.8	20.203	89.6	1:42.462	6 -	51.966	87.2	26.341	83.2	20.021	89.8	1:38.328
2 -	52.207	86.8	26.686	82.3	20.002	89.4	1:38.895	7 -	51.551	87.2	26.430	83.0	19.759	89.4	1:37.740
3 -	51.811	85.9	26.748	82.4	20.948	89.7	1:39.507	8 -	51.534	87.5	26.441	83.2	19.923	89.6	1:37.898
4 -	51.447	87.4	26.372	82.6	20.115	90.2	1:37.934	9 -	51.778	87.2	26.367	82.6	19.954	89.7	1:38.099
5 -	51.727	86.9	26.808	81.9	20.013	89.1	1:38.548								
19	David JACKSON										Optimum Motorsport				
1 -	Out	84.7	26.283	86.3	19.894	93.1	1:38.932	6 -	49.919	90.6	25.884	78.9	21.714	93.3	1:37.517
2 -	50.608	89.5	25.816	87.4	19.715	93.7	1:36.139	7 -	50.183	90.6	25.690	87.7	19.209	93.7	1:35.082
3 -	50.029	90.6	25.614	87.3	19.385	93.6	1:35.028	8 -	49.977	90.3	25.476	88.0	19.487	93.9	1:34.940
4 -	50.050	90.2	25.793	87.2	19.483	93.6	1:35.326	9 -	49.777	90.9	25.571	87.8	19.249	93.9	1:34.597
5 -	49.694	90.4	25.595	87.0	19.420	93.5	1:34.709	10 -	49.583	90.6	25.273	87.5	19.583	94.0	1:34.439
25	Andrew RICHARDSON										Optimum Motorsport				
1 -	Out	83.6	27.377	84.8	20.508	92.1	1:41.343	6 -	50.338	89.2	25.802	86.5	19.705	92.4	1:35.845
2 -	52.007	87.2	26.741	86.1	20.029	92.7	1:38.777	7 -	50.038	89.7	25.712	86.6	19.476	93.3	1:35.226
3 -	51.519	88.4	26.492	84.2	20.172	91.5	1:38.183	8 -	50.026	89.8	25.631	87.0	19.504	92.9	1:35.161
4 -	50.861	89.0	26.170	85.6	19.796	92.3	1:36.827	9 -	49.892	90.1	25.627	86.7	19.487	93.1	1:35.006
5 -	50.336	89.5	25.843	85.7	19.632	92.4	1:35.811	10 -	49.750	90.2	25.959	85.7	19.635	92.8	1:35.344
32	Freddie HETHERINGTON										Optimum Motorsport				
1 -	Out	86.4	26.341	86.5	19.980	93.1	1:40.626	6 -	49.772	88.9	25.758	87.0	19.456	94.0	1:34.986
2 -	50.430	88.5	26.110	86.8	19.692	93.5	1:36.232	7 -	49.881	87.6	25.655	86.9	19.992	92.2	1:35.528
3 -	51.097	87.8	25.874	86.1	19.428	93.9	1:36.399	8 -	50.131	89.5	25.884	70.2	19.832	93.2	1:35.847
4 -	50.326	89.2	25.869	86.7	19.868	91.9	1:36.063	9 -	49.993	89.0	25.572	86.7	19.280	93.3	1:34.845
5 -	50.468	89.8	25.772	86.5	19.529	93.3	1:35.769	10 -	49.836	89.4	25.621	86.7	19.394	92.7	1:34.851
46	Andrew SMITH										Optimum Motorsport				
1 -	Out	84.0	26.368	85.9	19.698	92.8	1:39.947	6 -	49.167	90.6	25.306	86.6	19.008	93.7	1:33.481
2 -	50.286	89.1	25.665	86.7	19.302	93.3	1:35.253	7 -	48.918	91.2	25.132	88.0	19.115	94.1	1:33.165
3 -	49.376	90.7	25.310	87.2	19.085	93.5	1:33.771	8 -	49.399	90.0	25.318	87.2	19.396	92.4	1:34.113
4 -	49.208	90.2	25.473	86.4	19.215	94.0	1:33.896	9 -	49.279	90.4	25.280	87.2	19.177	92.7	1:33.736
5 -	49.237	88.9	25.260	86.6	19.157	93.3	1:33.654	10 -	49.248	90.2	25.447	85.9	19.164	92.3	1:33.859
51	Russel MCCARTHY										McCarthy Motorsport				
1 -	Out	87.5	27.213	84.8	19.881	90.9	1:39.647	6 -	50.114	85.9	26.241	83.5	19.600	91.8	1:35.955
2 -	50.735	87.2	26.223	86.3	19.447	91.5	1:36.405	7 -	50.404	87.0	26.018	85.8	19.428	92.2	1:35.850
3 -	50.994	88.3	25.977	86.0	19.274	91.7	1:36.245	8 -	50.263	88.4	25.855	85.7	19.375	91.7	1:35.493
4 -	50.259	87.3	26.089	86.0	19.420	91.5	1:35.768	9 -	50.439	88.8	25.898	86.1	19.309	92.1	1:35.646
5 -	49.845	88.5	26.003	85.1	19.594	90.8	1:35.442								

Rockingham International
Circuit Length = 1.9400 miles
Start: 15:10 End: 15:27

Weather / Track : Sunny / Dry

Texaco Havoline Ginetta G20 Championship

QUALIFYING - RACE 7 - ROUND 3 - SECTOR ANALYSIS

52	Sean HUYTON												Academy Motorsport											
1 -	Out	88.9	25.983	87.4	20.148	93.5	1:39.328	6 -	49.778	88.5	35.083	74.6	19.903	92.6	1:44.764									
2 -	50.514	88.9	25.955	85.8	19.992	92.6	1:36.461	7 -	50.403	89.2	25.769	86.5	20.109	91.8	1:36.281									
3 -	50.723	89.0	25.620	87.2	19.589	91.9	1:35.932	8 -	50.394	89.2	25.531	86.0	19.814	92.4	1:35.739									
4 -	49.805	89.5	26.471	84.0	19.786	92.3	1:36.062	9 -	50.236	89.2	25.567	85.9	19.573	92.7	1:35.376									
5 -	49.757	90.1	25.781	86.3	19.666	92.7	1:35.204																	
58	Martin JONES																							
1 -	Out	86.0	28.189	83.1	20.488	91.4	1:41.573	5 -	52.067	85.8	26.383	83.7	19.841	89.1	1:38.291									
2 -	51.747	87.6	28.343	77.4	20.151	91.3	1:40.241	6 -	51.460	85.9	26.458	84.5	19.898	91.4	1:37.816									
3 -	51.064	86.4	26.672	85.2	19.670	90.9	1:37.406	7 -	52.069	83.8	26.232	84.9	19.920	90.9	1:38.221									
4 -	51.767	86.6	26.612	84.1	19.621	90.2	1:38.000	8 -	51.464	88.3	26.091	86.0	19.803	90.7	1:37.358									
66	Dominic PETTIT												Dominant Motorsport											
1 -	Out	89.0	25.644	88.2	19.589	94.8	1:35.664	6 -	49.452	91.1	25.595	87.0	19.571	93.1	1:34.618									
2 -	50.099	90.6	26.026	70.2	19.536	95.5	1:35.661	7 -	49.830	89.2	25.698	87.3	18.851	93.7	1:34.379									
3 -	49.036	90.8	25.669	87.5	19.195	94.0	1:33.900	8 -	49.650	90.9	25.540	87.5	19.247	93.2	1:34.437									
4 -	49.387	91.3	25.402	87.8	19.173	93.5	1:33.962	9 -	49.279	91.2	25.421	88.1	18.866	92.8	1:33.566									
5 -	49.304	90.8	25.642	86.8	18.900	93.7	1:33.846	10 -	49.243	91.2	25.424	87.4	18.877	93.5	1:33.544									
71	George MURRELLS												Techlightenment											
1 -	Out	85.5	30.676	47.7	22.371	87.8	1:47.455	6 -	50.818	86.9	26.180	84.1	19.379	91.2	1:36.377									
2 -	54.900	86.1	28.673	65.8	20.265	90.8	1:43.838	7 -	54.050	87.7	26.116	84.0	19.604	90.6	1:39.770									
3 -	51.959	84.1	26.340	83.9	19.691	90.9	1:37.990	8 -	50.842	89.1	26.245	84.4	19.792	90.6	1:36.879									
4 -	51.828	86.3	25.979	84.4	20.284	90.4	1:38.091	9 -	50.682	88.0	26.230	84.5	19.556	91.2	1:36.468									
5 -	51.042	87.8	26.376	83.9	19.539	90.2	1:36.957																	
74	Peter DIGNAN												Academy Motorsport											
1 -	Out	85.6	27.947	85.1	20.734	91.2	1:44.314	6 -	49.773	89.7	25.985	85.6	19.528	92.6	1:35.286									
2 -	51.623	87.4	26.505	86.1	20.029	92.7	1:38.157	7 -	54.637	88.3	26.208	85.8	20.431	92.2	1:41.276									
3 -	1:05.278	58.2	35.672	85.4	20.372	92.1	2:01.322	8 -	50.376	89.4	26.176	86.5	19.492	92.6	1:36.044									
4 -	50.478	89.4	26.084	86.3	19.647	92.6	1:36.209	9 -	50.433	89.7	26.336	84.5	19.754	92.6	1:36.523									
5 -	50.320	89.6	26.080	86.4	19.931	91.8	1:36.331																	

Texaco Havoline Ginetta G20 Championship
QUALIFYING - RACE 7 - ROUND 3 - BEST SECTOR TIMES

SECTOR 1			SECTOR 2			SECTOR 3			IDEAL / BEST COMPARISON						
POS	NO	NAME	TIME	NO	NAME	TIME	NO	NAME	TIME	POS	NO	NAME	IDEAL	BEST	DIFF
1	46	SMITH	48.918	46	SMITH	25.132	66	PETTIT	18.851	1	46	SMITH	1:33.058	1:33.165	0.107
2	66	PETTIT	49.036	7	DAVIES	25.182	7	DAVIES	18.915	2	7	DAVIES	1:33.142	1:33.398	0.256
3	7	DAVIES	49.045	19	JACKSON	25.273	46	SMITH	19.008	3	66	PETTIT	1:33.289	1:33.544	0.255
4	19	JACKSON	49.583	5	SPENCER	25.396	19	JACKSON	19.209	4	19	JACKSON	1:34.065	1:34.439	0.374
5	25	RICHARDSON	49.750	66	PETTIT	25.402	51	MCCARTHY	19.274	5	5	SPENCER	1:34.585	1:34.910	0.325
6	52	HUYTON	49.757	52	HUYTON	25.531	32	HETHERINGTON	19.280	6	32	HETHERINGTON	1:34.624	1:34.845	0.221
7	32	HETHERINGTON	49.772	32	HETHERINGTON	25.572	5	SPENCER	19.289	7	25	RICHARDSON	1:34.853	1:35.006	0.153
8	74	DIGNAN	49.773	25	RICHARDSON	25.627	6	COLBERT	19.334	8	52	HUYTON	1:34.861	1:35.204	0.343
9	51	MCCARTHY	49.780	6	COLBERT	25.679	71	MURRELLS	19.379	9	51	MCCARTHY	1:34.909	1:35.442	0.533
10	6	COLBERT	49.897	51	MCCARTHY	25.855	25	RICHARDSON	19.476	10	6	COLBERT	1:34.910	1:35.033	0.123
11	5	SPENCER	49.900	71	MURRELLS	25.979	74	DIGNAN	19.492	11	74	DIGNAN	1:35.250	1:35.286	0.036
12	71	MURRELLS	50.682	74	DIGNAN	25.985	52	HUYTON	19.573	12	71	MURRELLS	1:36.040	1:36.377	0.337
13	58	JONES	51.064	58	JONES	26.091	58	JONES	19.621	13	58	JONES	1:36.776	1:37.358	0.582
14	15	FLETCHER	51.447	15	FLETCHER	26.341	15	FLETCHER	19.759	14	15	FLETCHER	1:37.547	1:37.740	0.193
											Perfect Lap		1:32.901		

Texaco Havoline Ginetta G20 Championship
QUALIFYING - RACE 7 - ROUND 3 - SPEED TRAPS

SECTOR 1				SECTOR 2			FINISH LINE			
POS	NO	NAME	MPH	NO	NAME	MPH	NO	NAME	MPH	
1	66	Dominic PETTIT	91.3	66	Dominic PETTIT	88.2	66	Dominic PETTIT	95.5	
2	46	Andrew SMITH	91.2	19	David JACKSON	88.0	46	Andrew SMITH	94.1	
3	19	David JACKSON	90.9	46	Andrew SMITH	88.0	7	Mark DAVIES	94.0	
4	7	Mark DAVIES	90.6	7	Mark DAVIES	87.6	19	David JACKSON	94.0	
5	25	Andrew RICHARDSON	90.2	52	Sean HUYTON	87.4	32	Freddie HETHERINGTON	94.0	
6	52	Sean HUYTON	90.1	25	Andrew RICHARDSON	87.0	52	Sean HUYTON	93.5	
7	74	Peter DIGNAN	90.1	32	Freddie HETHERINGTON	87.0	25	Andrew RICHARDSON	93.3	
8	32	Freddie HETHERINGTON	89.8	74	Peter DIGNAN	86.5	5	Andrew SPENCER	92.9	
9	51	Russel MCCARTHY	89.2	51	Russel MCCARTHY	86.3	74	Peter DIGNAN	92.7	
10	71	George MURRELLS	89.1	58	Martin JONES	86.0	51	Russel MCCARTHY	92.2	
11	5	Andrew SPENCER	89.0	5	Andrew SPENCER	85.9	58	Martin JONES	91.4	
12	6	Stephen COLBERT	88.4	6	Stephen COLBERT	84.5	71	George MURRELLS	91.2	
13	58	Martin JONES	88.3	71	George MURRELLS	84.5	6	Stephen COLBERT	90.9	
14	15	Emily FLETCHER	87.5	15	Emily FLETCHER	83.2	15	Emily FLETCHER	90.2	


Weather / Track : Sunny / Dry

www.tsl-timing.com

Rockingham International
 Circuit Length = 1.9400 miles
 Start: 15:10 End: 15:27

Printed - 15.40 Saturday, 30 May 2009

Texaco Havoline Ginetta G20 Championship
RACE 7 - ROUND 3 - GRID


ROW 7	1:37.740 15 Emily FLETCHER	1:37.358 58 Martin JONES
ROW 6	1:36.377 71 George MURRELLS	1:35.442 51 Russel MCCARTHY
ROW 5	1:35.286 74 Peter DIGNAN	1:35.204 52 Sean HUYTON
ROW 4	1:35.033 6 Stephen COLBERT	1:35.006 25 Andrew RICHARDSON
ROW 3	1:34.910 5 Andrew SPENCER	1:34.845 32 Freddie HETHERINGTON
ROW 2	1:34.439 19 David JACKSON	1:33.544 66 Dominic PETTIT
ROW 1	1:33.398 7 Mark DAVIES	1:33.165 46 Andrew SMITH
Pole		
		

Rockingham International
 Circuit Length = 1.9400 miles

These results are provisional until the conclusion of any judicial and technical matters.

Clerk of Course :		Timekeeper :
-------------------	--	--------------

Texaco Havoline Ginetta G20 Championship
RACE 12 - ROUND 4 - GRID

ROW 7	1:37.898 15 Emily FLETCHER	1:37.406 58 Martin JONES
ROW 6	1:36.468 71 George MURRELLS	1:36.044 74 Peter DIGNAN
ROW 5	1:35.493 51 Russel MCCARTHY	1:35.453 6 Stephen COLBERT
ROW 4	1:35.376 52 Sean HUYTON	1:35.161 25 Andrew RICHARDSON
ROW 3	1:34.939 5 Andrew SPENCER	1:34.851 32 Freddie HETHERINGTON
ROW 2	1:34.597 19 David JACKSON	1:33.566 66 Dominic PETTIT
ROW 1	1:33.481 46 Andrew SMITH	1:33.414 7 Mark DAVIES
Pole		
		

Rockingham International
 Circuit Length = 1.9400 miles

These results are provisional until the conclusion of any judicial and technical matters.

Clerk of Course :		Timekeeper :
-------------------	--	--------------

Texaco Havoline Ginetta G20 Championship

RACE 7 - ROUND 3 - CLASSIFICATION

POS	NO	CL	DRIVER / TEAM	CAR	LAPS	TIME	GAP	DIFF	MPH	BEST	ON
1	46		Andrew SMITH Optimum Motorsport	Ginetta G20	13	20:30.827			73.76	1:33.424	6
2	7		Mark DAVIES Optimum Motorsport	Ginetta G20	13	20:32.053	1.226	1.226	73.69	1:33.057	12
3	19		David JACKSON Optimum Motorsport	Ginetta G20	13	20:59.600	28.773	27.547	72.07	1:35.759	5
4	32		Freddie HETHERINGTON Optimum Motorsport	Ginetta G20	13	21:00.353	29.526	0.753	72.03	1:35.302	13
5	52		Sean HUYTON Academy Motorsport	Ginetta G20	13	21:01.194	30.367	0.841	71.98	1:35.245	5
6	6		Stephen COLBERT Motorsport News	Ginetta G20	13	21:04.704	33.877	3.510	71.78	1:35.212	9
7	51		Russel MCCARTHY McCarthy Motorsport	Ginetta G20	13	21:05.363	34.536	0.659	71.75	1:35.488	8
8	74		Peter DIGNAN Academy Motorsport	Ginetta G20	13	21:14.231	43.404	8.868	71.25	1:35.560	8
9	5		Andrew SPENCER	Ginetta G20	13	21:15.005	44.178	0.774	71.20	1:34.914	9
10	42		Alex DZIURZYNSKI	Ginetta G20	13	21:21.451	50.624	6.446	70.85	1:36.744	3
11	15		Emily FLETCHER Rob Austin Racing	Ginetta G20	13	21:31.320	1:00.493	9.869	70.30	1:36.769	11
12	58		Martin JONES	Ginetta G20	13	21:31.823	1:00.996	0.503	70.28	1:37.097	2
13	25		Andrew RICHARDSON	Ginetta G20	12	20:54.834	1 lap	1 lap	66.78	1:36.110	11
NOT CLASSIFIED											
DNF	71		George MURRELLS Techlightenment	Ginetta G20	5	8:20.627	8 laps	7 laps	69.75	1:36.323	4
DNF	66		Dominic PETTIT Dominant Motorsport	Ginetta G20	4	6:40.099	9 laps	1 lap	69.82	1:35.901	3
FASTEST LAP											
	7		Mark DAVIES Optimum Motorsport	Ginetta G20	12	1:33.057			75.05 mph	120.78 kph	

Weather / Track : Sunny / Dry

These results are provisional until the conclusion of any judicial and technical matters.

Rockingham International
Circuit Length = 1.9400 miles
Start: 12:41 End: 13:03

Clerk of Course :		Timekeeper :
-------------------	--	--------------

Texaco Havoline Ginetta G20 Championship

RACE 7 - ROUND 3 - LAP CHART

Lap 1			Lap 2			Lap 3			Lap 4			Lap 5		
No	Behind	Laptime	No	Behind	Laptime	No	Behind	Laptime	No	Behind	Laptime	No	Behind	Laptime
46		1:41.932	7		1:34.331	7		1:33.825	7		1:33.568	7		1:33.739
7	0.314	1:42.246	46	0.574	1:35.219	46	0.897	1:34.148	46	1.271	1:33.942	46	1.156	1:33.624
19	1.372	1:43.304	19	3.220	1:36.493	19	5.253	1:35.858	19	7.491	1:35.806	19	9.511	1:35.759
32	4.592	1:46.524	32	6.302	1:36.355	51	8.616	1:35.575	32	14.036	1:37.882	52	16.025	1:35.245
51	5.288	1:47.220	51	6.866	1:36.223	5	8.997	1:35.579	52	14.519	1:36.002	32	16.714	1:36.417
5	5.585	1:47.517	5	7.243	1:36.303	32	9.722	1:37.245	66	16.129	1:38.818	51	21.404	1:37.768
66	6.472	1:48.404	52	8.670	1:36.655	66	10.879	1:35.901	6	16.364	1:36.608	6	22.102	1:39.477
52	6.660	1:48.592	66	8.803	1:36.976	52	12.085	1:37.240	74	16.758	1:37.428	71	22.918	1:38.710
74	7.032	1:48.964	74	9.633	1:37.246	74	12.898	1:37.090	42	17.247	1:37.184	5	23.423	1:36.874
6	7.965	1:49.897	6	10.352	1:37.032	6	13.324	1:36.797	51	17.375	1:42.327	42	26.859	1:43.351
42	8.086	1:50.018	42	10.712	1:37.271	42	13.631	1:36.744	71	17.947	1:36.323	74	26.998	1:43.979
71	8.680	1:50.612	71	12.244	1:38.209	71	15.192	1:36.773	5	20.288	1:44.859	58	29.988	1:38.462
15	10.110	1:52.042	15	13.999	1:38.534	15	17.903	1:37.729	25	25.033	1:39.897	15	32.871	1:37.806
25	13.583	1:55.515	25	15.967	1:37.029	25	18.704	1:36.562	58	25.265	1:38.266	25	35.936	1:44.642 P
58	14.793	1:56.725	58	17.245	1:37.097	58	20.567	1:37.147	15	28.804	1:44.469			

Texaco Havoline Ginetta G20 Championship

RACE 7 - ROUND 3 - LAP CHART

Lap 6			Lap 7			Lap 8			Lap 9			Lap 10		
No	Behind	Laptime	No	Behind	Laptime	No	Behind	Laptime	No	Behind	Laptime	No	Behind	Laptime
7		1:33.928	46		1:34.563	46		1:34.299	46		1:34.221	46		1:34.091
46	0.652	1:33.424	7	6.402	1:41.617	7	5.360	1:33.257	7	4.260	1:33.121	7	3.243	1:33.074
19	11.893	1:36.310	25	1 LAP	2:42.604	25	1 LAP	1:37.007	25	1 LAP	1:36.439	25	1 LAP	1:36.341
52	18.262	1:36.165	19	13.893	1:37.215	19	15.919	1:36.325	19	17.640	1:35.942	19	20.015	1:36.466
32	18.673	1:35.887	52	18.669	1:35.622	52	20.149	1:35.779	32	23.243	1:37.043	32	24.598	1:35.446
51	23.272	1:35.796	32	19.074	1:35.616	32	20.421	1:35.646	52	23.789	1:37.861	52	25.369	1:35.671
6	24.070	1:35.896	51	23.599	1:35.542	51	24.788	1:35.488	6	26.246	1:35.212	6	27.772	1:35.617
5	25.863	1:36.368	6	24.129	1:35.274	6	25.255	1:35.425	51	26.607	1:36.040	5	27.944	1:35.115
74	28.935	1:35.865	5	25.577	1:34.929	5	26.227	1:34.949	5	26.920	1:34.914	51	28.858	1:36.342
42	29.997	1:37.066	74	29.527	1:35.807	74	30.788	1:35.560	74	32.686	1:36.119	74	34.837	1:36.242
58	34.373	1:38.313	42	31.611	1:36.829	42	34.292	1:36.980	42	37.156	1:37.085	42	39.989	1:36.924
15	36.208	1:37.265	58	37.247	1:38.089	58	40.832	1:37.884	58	44.824	1:38.213	58	48.523	1:37.790
			15	37.866	1:36.873	15	44.135	1:40.568	15	47.269	1:37.355	15	50.252	1:37.074

Texaco Havoline Ginetta G20 Championship

RACE 7 - ROUND 3 - LAP CHART

Lap 11			Lap 12			Lap 13		
No	Behind	Laptime	No	Behind	Laptime	No	Behind	Laptime
46		1:33.710	46		1:33.826	46		1:33.828
7	2.681	1:33.148	7	1.912	1:33.057	7	1.226	1:33.142
25	1 LAP	1:36.359	25	1 LAP	1:36.110	25	1 LAP	1:36.329
19	22.583	1:36.278	19	25.363	1:36.606	19	28.773	1:37.238
32	26.244	1:35.356	32	28.052	1:35.634	32	29.526	1:35.302
52	27.074	1:35.415	52	28.702	1:35.454	52	30.367	1:35.493
6	30.105	1:36.043	6	32.122	1:35.843	6	33.877	1:35.583
51	30.663	1:35.515	51	32.618	1:35.781	51	34.536	1:35.746
74	37.580	1:36.453	5	39.499	1:35.348	74	43.404	1:36.964
5	37.977	1:43.743	74	40.268	1:36.514	5	44.178	1:38.507
42	43.770	1:37.491	42	47.199	1:37.255	42	50.624	1:37.253
58	52.460	1:37.647	58	56.509	1:37.875	15	1:00.493	1:37.228
15	53.311	1:36.769	15	57.093	1:37.608	58	1:00.996	1:38.315

Texaco Havoline Ginetta G20 Championship
RACE 7 - ROUND 3 - SECTOR ANALYSIS

5	Andrew SPENCER														
1 -	83.5	26.874	84.2	19.811	92.2	1:47.517	8 -	49.975	87.8	25.768	82.8	19.206	92.7	1:34.949	
2 -	50.892	87.3	25.941	85.1	19.470	93.1	1:36.303	9 -	49.816	86.1	25.799	83.2	19.299	94.1	1:34.914
3 -	50.415	85.9	25.872	83.8	19.292	92.7	1:35.579	10 -	49.533	87.5	26.106	85.1	19.476	93.9	1:35.115
4 -	57.534	23.4	27.978	81.7	19.347	91.4	1:44.859	11 -	58.237	88.2	25.520	84.4	19.986	91.7	1:43.743
5 -	51.522	86.6	25.903	83.2	19.449	92.1	1:36.874	12 -	50.374	86.7	25.678	82.6	19.296	90.8	1:35.348
6 -	51.177	85.1	25.894	82.3	19.297	90.7	1:36.368	13 -	52.801	83.9	25.908	83.7	19.798	91.1	1:38.507
7 -	50.092	87.3	25.620	82.8	19.217	91.3	1:34.929								
6	Stephen COLBERT											Motorsport News			
1 -	84.5	26.546	83.0	24.533	91.1	1:49.897	8 -	50.037	86.7	25.682	85.6	19.706	91.9	1:35.425	
2 -	50.860	86.8	25.871	86.0	20.301	91.2	1:37.032	9 -	49.970	86.7	25.897	83.2	19.345	91.7	1:35.212
3 -	50.695	85.8	25.859	83.1	20.243	92.4	1:36.797	10 -	50.484	88.1	25.670	84.0	19.463	91.8	1:35.617
4 -	50.277	83.5	26.624	84.6	19.707	92.7	1:36.608	11 -	51.015	87.2	25.828	83.2	19.200	91.1	1:36.043
5 -	54.183	88.5	25.874	83.5	19.420	91.7	1:39.477	12 -	50.552	86.5	26.012	83.6	19.279	90.9	1:35.843
6 -	50.418	82.2	25.945	83.5	19.533	90.9	1:35.896	13 -	50.362	86.7	25.863	83.6	19.358	90.6	1:35.583
7 -	49.984	87.5	25.939	84.0	19.351	91.8	1:35.274								
7	Mark DAVIES											Optimum Motorsport			
1 -	87.0	25.745	86.4	19.379	93.7	1:42.246	8 -	48.996	89.8	25.241	85.8	19.020	94.0	1:33.257	
2 -	49.490	87.8	25.701	85.6	19.140	93.2	1:34.331	9 -	48.910	89.0	25.347	85.8	18.864	94.1	1:33.121
3 -	49.240	88.5	25.518	85.2	19.067	93.9	1:33.825	10 -	48.712	89.5	25.439	85.6	18.923	94.0	1:33.074
4 -	49.096	88.9	25.380	85.3	19.092	94.2	1:33.568	11 -	48.928	89.1	25.415	86.3	18.805	94.1	1:33.148
5 -	49.279	89.1	25.466	85.4	18.994	93.6	1:33.739	12 -	48.925	89.1	25.272	86.1	18.860	93.9	1:33.057
6 -	49.222	89.5	25.610	85.5	19.096	93.3	1:33.928	13 -	48.840	89.1	25.299	87.0	19.003	93.6	1:33.142
7 -	49.372	88.5	33.104	78.4	19.141	93.7	1:41.617								
15	Emily FLETCHER											Rob Austin Racing			
1 -	68.5	27.480	80.7	20.369	90.1	1:52.042	8 -	54.265	85.6	26.289	81.5	20.014	90.4	1:40.568	
2 -	51.961	84.2	26.600	82.1	19.973	90.8	1:38.534	9 -	51.293	86.8	26.391	81.6	19.671	91.2	1:37.355
3 -	51.567	87.0	26.273	82.3	19.889	90.9	1:37.729	10 -	51.008	85.6	26.392	82.2	19.674	91.3	1:37.074
4 -	51.615	85.8	26.423	82.0	26.431	89.4	1:44.469	11 -	50.433	86.9	26.351	81.5	19.985	91.3	1:36.769
5 -	51.296	84.5	26.494	80.9	20.016	90.8	1:37.806	12 -	50.802	86.4	26.864	82.2	19.942	92.1	1:37.608
6 -	51.176	83.7	26.295	82.0	19.794	90.9	1:37.265	13 -	51.135	86.9	26.330	81.0	19.763	90.6	1:37.228
7 -	50.993	87.0	26.241	82.3	19.639	92.2	1:36.873								
19	David JACKSON											Optimum Motorsport			
1 -	88.1	25.832	86.8	19.416	94.2	1:43.304	8 -	50.602	89.1	26.083	85.8	19.640	93.9	1:36.325	
2 -	50.726	88.4	26.111	86.3	19.656	93.5	1:36.493	9 -	50.241	88.7	25.758	86.0	19.943	94.1	1:35.942
3 -	50.242	88.7	25.832	86.1	19.784	94.2	1:35.858	10 -	50.555	85.7	26.016	85.5	19.895	94.1	1:36.466
4 -	50.369	89.5	25.739	85.7	19.698	94.1	1:35.806	11 -	50.437	88.2	25.936	85.8	19.905	93.3	1:36.278
5 -	50.099	88.9	25.889	85.6	19.771	93.3	1:35.759	12 -	50.733	88.1	26.231	85.5	19.642	93.3	1:36.606
6 -	50.416	88.5	25.936	85.8	19.958	93.1	1:36.310	13 -	51.156	87.3	26.126	85.8	19.956	93.6	1:37.238
7 -	51.243	87.6	26.238	85.6	19.734	94.0	1:37.215								
25	Andrew RICHARDSON														
1 -			82.8	20.196	92.4	1:55.515	7 -	51.084	87.8	26.008	84.5	19.915	93.2	1:37.007	
2 -	50.859	88.0	26.311	85.3	19.859	93.2	1:37.029	8 -	50.759	87.8	25.981	84.4	19.699	93.5	1:36.439
3 -	51.006	88.1	25.799	85.7	19.757	93.9	1:36.562	9 -	50.416	87.3	25.978	84.2	19.947	93.5	1:36.341
4 -	51.136	87.5	26.306	86.4	22.455	91.1	1:39.897	10 -	50.436	88.3	26.078	84.6	19.845	93.3	1:36.359
5 -	54.177	82.6	31.997	48.3	In		1:44.642 P	11 -	50.261	88.7	25.901	85.1	19.948	92.9	1:36.110
6 -	Out	85.6	26.878	83.5	20.114	92.9	2:42.604	12 -	50.186	89.2	26.344	84.3	19.799	91.4	1:36.329
32	Freddie HETHERINGTON											Optimum Motorsport			
1 -	87.0	26.328	85.3	19.924	92.4	1:46.524	8 -	50.326	84.0	25.856	85.8	19.464	94.2	1:35.646	
2 -	50.908	88.4	25.963	85.4	19.484	92.8	1:36.355	9 -	51.298	87.3	26.091	84.4	19.654	93.3	1:37.043
3 -	51.735	87.2	26.002	86.1	19.508	94.0	1:37.245	10 -	50.278	87.0	25.888	84.4	19.280	93.5	1:35.446
4 -	51.599	62.8	26.634	84.3	19.649	93.2	1:37.882	11 -	50.128	87.6	25.750	84.6	19.478	93.3	1:35.356
5 -	50.872	86.8	25.935	85.7	19.610	93.6	1:36.417	12 -	50.134	87.8	25.959	84.8	19.541	93.2	1:35.634
6 -	50.437	86.9	25.986	85.4	19.464	93.6	1:35.887	13 -	50.174	88.0	25.750	85.7	19.378	93.5	1:35.302
7 -	50.657	88.4	25.695	86.0	19.264	94.2	1:35.616								

Rockingham International
Circuit Length = 1.9400 miles
Start: 12:41 End: 13:03

Weather / Track : Sunny / Dry

Texaco Havoline Ginetta G20 Championship
RACE 7 - ROUND 3 - SECTOR ANALYSIS

42	Alex DZIURZYNSKI														
1 -	75.9	26.596	84.1	20.563	92.8	1:50.018	8 -	51.026	87.0	26.165	85.3	19.789	92.4	1:36.980	
2 -	51.583	88.4	25.998	85.5	19.690	94.1	1:37.271	9 -	50.734	87.4	26.483	84.6	19.868	92.9	1:37.085
3 -	50.711	88.9	25.978	85.4	20.055	93.7	1:36.744	10 -	50.943	86.7	26.107	83.8	19.874	93.2	1:36.924
4 -	50.886	82.0	26.417	85.8	19.881	93.1	1:37.184	11 -	51.262	86.9	26.114	85.1	20.115	92.3	1:37.491
5 -	56.128	83.8	27.084	83.8	20.139	91.8	1:43.351	12 -	50.935	85.5	26.328	84.6	19.992	92.2	1:37.255
6 -	51.224	86.9	26.093	84.8	19.749	92.4	1:37.066	13 -	51.011	87.4	26.121	85.1	20.121	89.8	1:37.253
7 -	50.675	85.9	26.191	85.2	19.963	92.9	1:36.829								
46	Andrew SMITH Optimum Motorsport														
1 -	87.3	25.765	85.4	19.548	92.7	1:41.932	8 -	49.636	89.1	25.431	85.4	19.232	93.5	1:34.299	
2 -	50.103	89.5	25.782	85.4	19.334	93.9	1:35.219	9 -	49.455	89.2	25.652	84.8	19.114	93.9	1:34.221
3 -	49.446	89.8	25.470	85.6	19.232	93.5	1:34.148	10 -	49.400	89.2	25.619	84.2	19.072	93.5	1:34.091
4 -	49.478	89.5	25.317	85.4	19.147	93.9	1:33.942	11 -	49.363	89.6	25.322	84.9	19.025	94.0	1:33.710
5 -	49.244	89.7	25.333	85.9	19.047	93.9	1:33.624	12 -	49.237	89.4	25.350	85.2	19.239	93.5	1:33.826
6 -	49.072	89.6	25.332	86.1	19.020	94.0	1:33.424	13 -	49.299	89.6	25.362	85.4	19.167	94.0	1:33.828
7 -	49.234	88.7	26.015	82.7	19.314	93.3	1:34.563								
51	Russel MCCARTHY McCarthy Motorsport														
1 -	85.7	26.587	84.8	19.832	92.6	1:47.220	8 -	50.029	86.9	26.013	85.8	19.446	92.6	1:35.488	
2 -	50.715	89.0	26.173	85.9	19.335	93.9	1:36.223	9 -	50.679	87.3	25.939	84.7	19.422	94.0	1:36.040
3 -	49.978	86.7	26.308	84.7	19.289	93.5	1:35.575	10 -	50.868	85.9	26.186	83.8	19.288	92.2	1:36.342
4 -	54.895	19.4	27.722	85.9	19.710	95.1	1:42.327	11 -	50.595	86.9	25.858	84.5	19.062	92.6	1:35.515
5 -	52.015	82.8	26.405	84.3	19.348	91.3	1:37.768	12 -	50.394	86.8	26.141	84.3	19.246	93.1	1:35.781
6 -	50.057	87.5	26.321	84.3	19.418	92.2	1:35.796	13 -	50.638	86.3	25.881	84.3	19.227	92.1	1:35.746
7 -	50.173	88.0	26.128	84.8	19.241	92.7	1:35.542								
52	Sean HUYTON Academy Motorsport														
1 -	86.6	26.799	85.7	20.753	93.1	1:48.592	8 -	50.309	87.7	25.575	85.5	19.895	93.2	1:35.779	
2 -	50.989	88.3	26.085	86.1	19.581	94.0	1:36.655	9 -	51.959	87.8	25.909	85.6	19.993	94.2	1:37.861
3 -	51.701	85.7	25.809	86.9	19.730	94.0	1:37.240	10 -	50.253	87.8	25.866	85.7	19.552	93.9	1:35.671
4 -	50.406	80.8	25.904	86.5	19.692	94.2	1:36.002	11 -	50.014	87.6	25.644	86.3	19.757	93.7	1:35.415
5 -	49.965	88.8	25.837	85.4	19.443	92.9	1:35.245	12 -	49.923	88.3	25.645	85.7	19.886	93.3	1:35.454
6 -	50.557	87.5	25.946	84.8	19.662	93.1	1:36.165	13 -	49.996	88.1	25.836	86.6	19.661	93.7	1:35.493
7 -	50.654	86.4	25.553	85.9	19.415	92.8	1:35.622								
58	Martin JONES														
1 -	35.2	27.696	82.8	19.813	91.3	1:56.725	8 -	51.723	83.8	26.496	82.3	19.665	90.9	1:37.884	
2 -	51.106	86.3	26.367	84.2	19.624	91.9	1:37.097	9 -	51.546	82.1	26.859	81.0	19.808	90.9	1:38.213
3 -	51.258	84.1	26.240	83.6	19.649	91.8	1:37.147	10 -	51.522	83.9	26.432	82.0	19.836	90.3	1:37.790
4 -	51.489	83.0	26.568	82.8	20.209	93.2	1:38.266	11 -	51.302	84.6	26.377	83.5	19.968	90.7	1:37.647
5 -	51.742	83.5	26.924	81.2	19.796	91.9	1:38.462	12 -	51.415	84.6	26.510	83.1	19.950	91.1	1:37.875
6 -	51.968	83.0	26.499	82.3	19.846	90.2	1:38.313	13 -	52.184	85.8	26.510	82.8	19.621	92.3	1:38.315
7 -	51.880	84.6	26.441	82.6	19.768	90.9	1:38.089								
66	Dominic PETTIT Dominant Motorsport														
1 -	89.1	26.070	86.7	23.088	92.3	1:48.404	3 -	51.114	89.0	25.673	86.0	19.114	94.6	1:35.901	
2 -	51.324	88.8	26.203	87.4	19.449	97.0	1:36.976	4 -	52.288	82.5	26.654	85.2	19.876	94.6	1:38.818
71	George MURRELLS Techlightenment														
1 -	67.5	26.967	83.7	20.512	91.7	1:50.612	4 -	50.362	88.1	26.175	85.2	19.786	94.2	1:36.323	
2 -	52.202	85.9	26.146	84.5	19.861	92.1	1:38.209	5 -	52.346	86.7	26.133	83.9	20.231	92.3	1:38.710
3 -	50.871	86.6	26.344	84.2	19.558	92.9	1:36.773								
74	Peter DIGNAN Academy Motorsport														
1 -	83.8	26.633	86.4	20.830	94.0	1:48.964	8 -	49.998	89.1	26.017	85.2	19.545	93.7	1:35.560	
2 -	51.182	88.8	26.165	85.6	19.899	94.1	1:37.246	9 -	50.415	88.1	25.884	84.9	19.820	94.2	1:36.119
3 -	51.016	89.1	26.067	85.8	20.007	94.1	1:37.090	10 -	50.089	88.2	26.382	84.2	19.771	93.7	1:36.242
4 -	50.999	85.2	26.534	86.1	19.895	94.5	1:37.428	11 -	50.524	88.5	25.884	85.1	20.045	93.1	1:36.453
5 -	57.226	89.5	26.527	83.9	20.226	94.5	1:43.979	12 -	50.945	88.1	25.870	86.7	19.699	93.9	1:36.514
6 -	50.076	88.9	25.942	85.2	19.847	92.6	1:35.865	13 -	51.613	86.9	25.806	85.1	19.545	93.3	1:36.964
7 -	50.354	87.8	25.771	85.6	19.682	93.6	1:35.807								

Rockingham International
Circuit Length = 1.9400 miles
Start: 12:41 End: 13:03

Weather / Track : Sunny / Dry

Texaco Havoline Ginetta G20 Championship

RACE 7 - ROUND 3 - BEST SECTOR TIMES

SECTOR 1			SECTOR 2			SECTOR 3			IDEAL / BEST COMPARISON						
POS	NO	NAME	TIME	NO	NAME	TIME	NO	NAME	TIME	POS	NO	NAME	IDEAL	BEST	DIFF
1	7	DAVIES	48.712	7	DAVIES	25.241	7	DAVIES	18.805	1	7	DAVIES	1:32.758	1:33.057	0.299
2	46	SMITH	49.072	46	SMITH	25.317	46	SMITH	19.020	2	46	SMITH	1:33.409	1:33.424	0.015
3	5	SPENCER	49.533	5	SPENCER	25.520	51	MCCARTHY	19.062	3	5	SPENCER	1:34.259	1:34.914	0.655
4	52	HUYTON	49.923	52	HUYTON	25.553	66	PETTIT	19.114	4	6	COLBERT	1:34.840	1:35.212	0.372
5	6	COLBERT	49.970	6	COLBERT	25.670	6	COLBERT	19.200	5	52	HUYTON	1:34.891	1:35.245	0.354
6	51	MCCARTHY	49.978	66	PETTIT	25.673	5	SPENCER	19.206	6	51	MCCARTHY	1:34.898	1:35.488	0.590
7	74	DIGNAN	49.998	32	HETHERINGTON	25.695	32	HETHERINGTON	19.264	7	32	HETHERINGTON	1:35.087	1:35.302	0.215
8	19	JACKSON	50.099	19	JACKSON	25.739	52	HUYTON	19.415	8	19	JACKSON	1:35.254	1:35.759	0.505
9	32	HETHERINGTON	50.128	74	DIGNAN	25.771	19	JACKSON	19.416	9	74	DIGNAN	1:35.314	1:35.560	0.246
10	25	RICHARDSON	50.186	25	RICHARDSON	25.799	74	DIGNAN	19.545	10	25	RICHARDSON	1:35.684	1:36.110	0.426
11	71	MURRELLS	50.362	51	MCCARTHY	25.858	71	MURRELLS	19.558	11	66	PETTIT	1:35.901	1:35.901	0.000
12	15	FLETCHER	50.433	42	DZIURZYNSKI	25.978	58	JONES	19.621	12	71	MURRELLS	1:36.053	1:36.323	0.270
13	42	DZIURZYNSKI	50.675	71	MURRELLS	26.133	15	FLETCHER	19.639	13	15	FLETCHER	1:36.313	1:36.769	0.456
14	58	JONES	51.106	58	JONES	26.240	42	DZIURZYNSKI	19.690	14	42	DZIURZYNSKI	1:36.343	1:36.744	0.401
15	66	PETTIT	51.114	15	FLETCHER	26.241	25	RICHARDSON	19.699	15	58	JONES	1:36.967	1:37.097	0.130
											Perfect Lap		1:32.758		

Texaco Havoline Ginetta G20 Championship
RACE 7 - ROUND 3 - SPEED TRAPS

SECTOR 1				SECTOR 2			FINISH LINE			
POS	NO	NAME	MPH	NO	NAME	MPH	NO	NAME	MPH	
1	7	Mark DAVIES	89.8	66	Dominic PETTIT	87.4	66	Dominic PETTIT	97.0	
2	46	Andrew SMITH	89.8	7	Mark DAVIES	87.0	51	Russel MCCARTHY	95.1	
3	19	David JACKSON	89.5	52	Sean HUYTON	86.9	74	Peter DIGNAN	94.5	
4	74	Peter DIGNAN	89.5	19	David JACKSON	86.8	7	Mark DAVIES	94.2	
5	25	Andrew RICHARDSON	89.2	74	Peter DIGNAN	86.7	19	David JACKSON	94.2	
6	66	Dominic PETTIT	89.1	25	Andrew RICHARDSON	86.4	32	Freddie HETHERINGTON	94.2	
7	51	Russel MCCARTHY	89.0	32	Freddie HETHERINGTON	86.1	52	Sean HUYTON	94.2	
8	42	Alex DZIURZYNSKI	88.9	46	Andrew SMITH	86.1	71	George MURRELLS	94.2	
9	52	Sean HUYTON	88.8	6	Stephen COLBERT	86.0	5	Andrew SPENCER	94.1	
10	6	Stephen COLBERT	88.5	51	Russel MCCARTHY	85.9	42	Alex DZIURZYNSKI	94.1	
11	32	Freddie HETHERINGTON	88.4	42	Alex DZIURZYNSKI	85.8	46	Andrew SMITH	94.0	
12	5	Andrew SPENCER	88.2	71	George MURRELLS	85.2	25	Andrew RICHARDSON	93.9	
13	71	George MURRELLS	88.1	5	Andrew SPENCER	85.1	58	Martin JONES	93.2	
14	15	Emily FLETCHER	87.0	58	Martin JONES	84.2	6	Stephen COLBERT	92.7	
15	58	Martin JONES	86.3	15	Emily FLETCHER	82.3	15	Emily FLETCHER	92.2	

Weather / Track : Sunny / Dry

www.tsl-timing.com

Rockingham International
 Circuit Length = 1.9400 miles
 Start: 12:41 End: 13:03

Printed - 13.05 Sunday, 31 May 2009

Texaco Havoline Ginetta G20 Championship

RACE 7 - ROUND 3 - POSITION CHART

No	Name	Laps Pos	Laps													
			1	2	3	4	5	6	7	8	9	10	11	12	13	
46	Andrew SMITH	1	46	7	7	7	7	7	7	46	46	46	46	46	46	46
7	Mark DAVIES	2	7	46	46	46	46	46	46	7	7	7	7	7	7	7
19	David JACKSON	3	19	19	19	19	19	19	19	19	19	19	19	19	19	19
32	Freddie HETHERIN	4	32	32	51	32	52	52	52	52	32	32	32	32	32	32
51	Russel MCCARTHY	5	51	51	5	52	32	32	32	32	52	52	52	52	52	52
5	Andrew SPENCER	6	5	5	32	66	51	51	51	51	6	6	6	6	6	6
66	Dominic PETTIT	7	66	52	66	6	6	6	6	6	51	5	51	51	51	51
52	Sean HUYTON	8	52	66	52	74	71	5	5	5	5	51	74	5	74	74
74	Peter DIGNAN	9	74	74	74	42	5	74	74	74	74	74	5	74	5	74
6	Stephen COLBERT	10	6	6	6	51	42	42	42	42	42	42	42	42	42	42
42	Alex DZIURZYNSK	11	42	42	42	71	74	58	58	58	58	58	58	58	58	15
71	George MURRELLS	12	71	71	71	5	58	15	15	15	15	15	15	15	15	58
15	Emily FLETCHER	13	15	15	15	25	15	25	25	25	25	25	25	25	25	25
25	Andrew RICHARDS	14	25	25	25	58	25									
58	Martin JONES	15	58	58	58	15										

Texaco Havoline Ginetta G20 Championship

RACE 12 - ROUND 4 - CLASSIFICATION

POS	NO	CL	DRIVER / TEAM	CAR	LAPS	TIME	GAP	DIFF	MPH	BEST	ON
1	7		Mark DAVIES Optimum Motorsport	Ginetta G20	9	14:19.916			73.09	1:33.543	8
2	46		Andrew SMITH Optimum Motorsport	Ginetta G20	9	14:20.597	0.681	0.681	73.03	1:33.335	8
3	66		Dominic PETTIT Dominant Motorsport	Ginetta G20	9	14:27.370	7.454	6.773	72.46	1:33.862	9
4	19		David JACKSON Optimum Motorsport	Ginetta G20	9	14:29.053	9.137	1.683	72.32	1:35.199	8
5	51		Russel MCCARTHY McCarthy Motorsport	Ginetta G20	9	14:30.927	11.011	1.874	72.17	1:35.563	4
6	52		Sean HUYTON Academy Motorsport	Ginetta G20	9	14:37.408	17.492	6.481	71.63	1:34.852	8
7	71		George MURRELLS Techlightenment	Ginetta G20	9	14:46.908	26.992	9.500	70.87	1:36.073	9
8	42		Alex DZIURZYNSKI	Ginetta G20	9	14:47.737	27.821	0.829	70.80	1:36.395	3
9	58		Martin JONES	Ginetta G20	9	14:48.789	28.873	1.052	70.72	1:36.392	3
10	25		Andrew RICHARDSON	Ginetta G20	9	14:49.129	29.213	0.340	70.69	1:35.884	7
11	32		Freddie HETHERINGTON Optimum Motorsport	Ginetta G20	9	14:50.658	30.742	1.529	70.57	1:34.932	8
12	15		Emily FLETCHER Rob Austin Racing	Ginetta G20	9	14:55.426	35.510	4.768	70.19	1:37.448	6
NOT CLASSIFIED											
DNF	5		Andrew SPENCER	Ginetta G20	8	12:54.451	1 lap	1 lap	72.14	1:34.315	8
DNF	74		Peter DIGNAN Academy Motorsport	Ginetta G20	5	8:13.597	4 laps	3 laps	70.74	1:35.576	4
FASTEST LAP											
	46		Andrew SMITH Optimum Motorsport	Ginetta G20	8	1:33.335			74.82 mph	120.42 kph	

Weather / Track : Sunny / Dry

These results are provisional until the conclusion of any judicial and technical matters.

Rockingham International
Circuit Length = 1.9400 miles
Start: 16:21 End: 16:39

Clerk of Course :		Timekeeper :
-------------------	--	--------------

Texaco Havoline Ginetta G20 Championship

RACE 12 - ROUND 4 - LAP CHART

Lap 1			Lap 2			Lap 3			Lap 4			Lap 5		
No	Behind	Laptime	No	Behind	Laptime	No	Behind	Laptime	No	Behind	Laptime	No	Behind	Laptime
46		1:42.088	66		1:35.197	7		1:34.521	7		1:35.044	7		1:33.998
66	0.083	1:42.171	7	0.400	1:34.973	66	0.259	1:35.180	66	0.127	1:34.912	66	0.341	1:34.212
7	0.707	1:42.795	46	0.925	1:36.205	46	0.855	1:34.851	46	0.540	1:34.729	46	1.132	1:34.590
19	2.076	1:44.164	19	2.673	1:35.877	19	3.531	1:35.779	19	4.058	1:35.571	19	5.967	1:35.907
51	2.615	1:44.703	51	3.240	1:35.905	51	3.948	1:35.629	51	4.467	1:35.563	51	6.271	1:35.802
52	4.020	1:46.108	5	4.799	1:35.535	5	5.436	1:35.558	5	5.710	1:35.318	5	7.354	1:35.642
5	4.544	1:46.632	52	5.613	1:36.873	52	6.053	1:35.361	52	6.350	1:35.341	52	7.733	1:35.381
32	6.311	1:48.399	74	8.560	1:37.517	74	10.068	1:36.429	74	10.600	1:35.576	74	12.266	1:35.664
74	6.323	1:48.411	32	8.861	1:37.830	32	10.863	1:36.923	58	13.444	1:37.237	42	17.103	1:37.461
42	6.474	1:48.562	58	9.780	1:38.204	58	11.251	1:36.392	42	13.640	1:37.044	71	17.355	1:37.345
58	6.856	1:48.944	42	10.166	1:38.972	42	11.640	1:36.395	71	14.008	1:36.279	58	18.285	1:38.839
71	7.158	1:49.246	71	11.041	1:39.163	71	12.773	1:36.653	32	17.502	1:41.683	32	18.879	1:35.375
25	7.623	1:49.711	25	13.260	1:40.917	25	15.014	1:36.675	15	19.306	1:37.741	25	22.170	1:36.154
15	8.098	1:50.186	15	13.841	1:41.023	15	16.609	1:37.689	25	20.014	1:40.044	15	23.175	1:37.867

Texaco Havoline Ginetta G20 Championship
RACE 12 - ROUND 4 - LAP CHART

Lap 6			Lap 7			Lap 8			Lap 9		
No	Behind	Laptime	No	Behind	Laptime	No	Behind	Laptime	No	Behind	Laptime
7		1:37.568	7		1:33.741	7		1:33.543	7		1:33.733
46	0.536	1:36.972	46	0.576	1:33.781	46	0.368	1:33.335	46	0.681	1:34.046
19	3.889	1:35.490	19	5.375	1:35.227	19	7.031	1:35.199	66	7.454	1:33.862
51	4.379	1:35.676	51	6.208	1:35.570	66	7.325	1:34.084	19	9.137	1:35.839
52	5.299	1:35.134	66	6.784	1:34.934	5	8.268	1:34.315	51	11.011	1:35.872
5	5.422	1:35.636	5	7.496	1:35.815	51	8.872	1:36.207	52	17.492	1:41.807
66	5.591	1:42.818	52	8.109	1:36.551	52	9.418	1:34.852	71	26.992	1:36.073
71	16.765	1:36.978	71	21.001	1:37.977	71	24.652	1:37.194	42	27.821	1:36.435
42	17.143	1:37.608	42	21.119	1:37.717	42	25.119	1:37.543	58	28.873	1:36.943
32	18.133	1:36.822	58	22.145	1:37.550	58	25.663	1:37.061	25	29.213	1:36.698
58	18.336	1:37.619	25	22.726	1:35.884	25	26.248	1:37.065	32	30.742	1:35.169
25	20.583	1:35.981	15	27.120	1:37.806	32	29.306	1:34.932	15	35.510	1:37.581
15	23.055	1:37.448	32	27.917	1:43.525	15	31.662	1:38.085			

Texaco Havoline Ginetta G20 Championship
RACE 12 - ROUND 4 - SECTOR ANALYSIS

5	Andrew SPENCER														
1-	84.4	26.694	84.2	19.630	92.7	1:46.632	5-	50.139	87.3	26.022	83.4	19.481	90.8	1:35.642	
2-	50.094	87.2	25.935	83.1	19.506	90.7	1:35.535	6-	50.411	88.8	25.806	84.9	19.419	91.4	1:35.636
3-	50.438	85.9	25.814	82.8	19.306	91.9	1:35.558	7-	50.248	87.3	26.267	84.9	19.300	93.1	1:35.815
4-	50.282	85.7	25.726	83.6	19.310	91.7	1:35.318	8-	49.527	88.8	25.495	84.5	19.293	92.3	1:34.315
7	Mark DAVIES Optimum Motorsport														
1-	87.2	25.701	86.3	19.205	95.1	1:42.795	6-	51.013	86.1	26.205	86.4	20.350	93.3	1:37.568	
2-	50.039	88.7	25.609	87.0	19.325	94.4	1:34.973	7-	49.406	89.0	25.413	85.2	18.922	94.1	1:33.741
3-	49.875	88.7	25.502	85.6	19.144	93.6	1:34.521	8-	49.187	89.7	25.409	85.6	18.947	94.2	1:33.543
4-	50.477	90.1	25.362	86.7	19.205	92.8	1:35.044	9-	49.130	89.7	25.554	85.5	19.049	93.9	1:33.733
5-	49.713	89.6	25.360	85.4	18.925	93.9	1:33.998								
15	Emily FLETCHER Rob Austin Racing														
1-	83.8	27.269	80.4	20.261	91.9	1:50.186	6-	51.104	86.8	26.282	81.4	20.062	88.6	1:37.448	
2-	54.134	81.2	26.786	81.8	20.103	91.1	1:41.023	7-	51.439	85.4	26.443	81.6	19.924	91.2	1:37.806
3-	51.337	86.5	26.584	81.8	19.768	90.6	1:37.689	8-	51.863	87.4	26.426	81.6	19.796	90.2	1:38.085
4-	51.579	87.2	26.329	81.9	19.833	90.3	1:37.741	9-	51.080	87.4	26.713	81.0	19.788	90.2	1:37.581
5-	51.670	87.8	26.324	81.8	19.873	91.3	1:37.867								
19	David JACKSON Optimum Motorsport														
1-	86.8	26.111	86.0	19.541	94.5	1:44.164	6-	50.267	88.9	25.796	86.1	19.427	94.8	1:35.490	
2-	50.682	88.0	25.763	85.8	19.432	94.1	1:35.877	7-	50.096	88.5	25.798	85.6	19.333	94.2	1:35.227
3-	50.273	88.3	25.919	86.3	19.587	93.9	1:35.779	8-	50.208	89.1	25.607	85.8	19.384	94.2	1:35.199
4-	50.364	88.0	25.808	85.2	19.399	93.7	1:35.571	9-	50.632	88.8	25.761	85.7	19.446	94.1	1:35.839
5-	50.325	88.1	25.976	85.2	19.606	93.5	1:35.907								
25	Andrew RICHARDSON														
1-	84.9	27.223	84.4	20.268	94.0	1:49.711	6-	50.284	89.0	26.061	85.2	19.636	94.1	1:35.981	
2-	53.989	84.7	26.827	84.6	20.101	92.6	1:40.917	7-	50.202	86.7	25.939	85.2	19.743	94.9	1:35.884
3-	50.673	88.8	26.151	84.7	19.851	92.9	1:36.675	8-	50.661	89.2	26.501	83.7	19.903	94.2	1:37.065
4-	53.978	88.8	26.298	84.6	19.768	93.5	1:40.044	9-	50.510	89.4	26.406	86.6	19.782	94.5	1:36.698
5-	50.339	88.4	26.016	84.9	19.799	93.3	1:36.154								
32	Freddie HETHERINGTON Optimum Motorsport														
1-	85.4	26.975	84.9	21.013	92.1	1:48.399	6-	50.551	85.1	26.458	86.6	19.813	94.0	1:36.822	
2-	52.520	86.8	25.832	85.9	19.478	94.8	1:37.830	7-	57.711	73.2	26.262	85.2	19.552	94.0	1:43.525
3-	51.258	85.9	25.929	85.9	19.736	93.6	1:36.923	8-	49.987	87.6	25.647	84.9	19.298	93.7	1:34.932
4-	50.891	86.6	30.901	84.3	19.891	92.7	1:41.683	9-	50.032	87.6	25.983	85.9	19.154	94.2	1:35.169
5-	50.197	87.4	25.912	85.6	19.266	94.2	1:35.375								
42	Alex DZIURZYNSKI														
1-	85.3	26.608	84.3	21.152	93.9	1:48.562	6-	51.933	85.9	26.161	84.2	19.514	94.1	1:37.608	
2-	53.549	86.5	25.897	86.1	19.526	93.5	1:38.972	7-	51.645	87.5	25.981	85.6	20.091	94.2	1:37.717
3-	50.757	88.7	25.923	86.4	19.715	93.6	1:36.395	8-	51.724	87.6	26.248	84.4	19.571	93.3	1:37.543
4-	51.384	84.9	25.886	86.0	19.774	93.1	1:37.044	9-	50.754	89.1	26.137	84.9	19.544	93.5	1:36.435
5-	51.112	86.9	26.335	83.1	20.014	91.7	1:37.461								
46	Andrew SMITH Optimum Motorsport														
1-	87.6	25.777	85.1	19.439	93.2	1:42.088	6-	50.313	87.0	26.153	81.9	20.506	94.1	1:36.972	
2-	51.240	88.4	25.685	86.5	19.280	94.8	1:36.205	7-	49.486	88.9	25.296	85.8	18.999	94.5	1:33.781
3-	50.156	89.8	25.599	85.9	19.096	94.6	1:34.851	8-	49.145	89.8	25.230	86.4	18.960	95.2	1:33.335
4-	50.209	90.6	25.576	85.8	18.944	93.2	1:34.729	9-	49.220	89.1	25.699	86.1	19.127	93.9	1:34.046
5-	49.940	89.0	25.627	85.7	19.023	92.9	1:34.590								
51	Russel MCCARTHY McCarthy Motorsport														
1-	86.9	26.122	85.1	19.470	94.1	1:44.703	6-	50.418	87.6	25.877	86.8	19.381	93.7	1:35.676	
2-	50.560	87.8	25.683	86.3	19.662	92.8	1:35.905	7-	50.274	87.5	25.854	84.7	19.442	92.8	1:35.570
3-	50.364	87.6	25.772	86.4	19.493	93.9	1:35.629	8-	51.244	88.1	25.572	85.3	19.391	92.6	1:36.207
4-	50.214	88.0	25.906	85.9	19.443	92.9	1:35.563	9-	50.714	85.8	25.813	83.9	19.345	90.8	1:35.872
5-	50.254	87.5	25.840	86.4	19.708	93.9	1:35.802								

Rockingham International
Circuit Length = 1.9400 miles
Start: 16:21 End: 16:39

Weather / Track : Sunny / Dry

Texaco Havoline Ginetta G20 Championship
RACE 12 - ROUND 4 - SECTOR ANALYSIS

52	Sean HUYTON		Academy Motorsport												
1 -	86.4	26.377	85.8	19.749	93.3	1:46.108	6 -	49.839	87.6	25.598	86.9	19.697	92.7	1:35.134	
2 -	50.338	87.7	26.732	86.7	19.803	93.2	1:36.873	7 -	51.093	87.0	25.774	87.5	19.684	93.9	1:36.551
3 -	50.113	88.0	25.630	87.0	19.618	93.9	1:35.361	8 -	49.889	88.2	25.547	86.3	19.416	94.2	1:34.852
4 -	49.854	85.8	25.865	86.9	19.622	93.6	1:35.341	9 -	55.123	85.2	26.397	83.6	20.287	91.3	1:41.807
5 -	50.006	86.6	25.775	86.8	19.600	93.7	1:35.381								
58	Martin JONES		Academy Motorsport												
1 -	84.1	26.684	84.5	20.868	93.1	1:48.944	6 -	50.938	83.0	26.449	84.8	20.232	94.6	1:37.619	
2 -	52.392	86.6	26.135	84.6	19.677	92.7	1:38.204	7 -	51.589	84.8	26.070	83.9	19.891	92.8	1:37.550
3 -	50.656	85.9	26.042	85.7	19.694	93.2	1:36.392	8 -	50.983	87.0	26.416	83.7	19.662	93.2	1:37.061
4 -	50.985	88.9	26.394	82.8	19.858	89.5	1:37.237	9 -	50.824	87.2	26.488	84.0	19.631	92.4	1:36.943
5 -	50.917	85.2	28.194	74.6	19.728	91.8	1:38.839								
66	Dominic PETTIT		Dominant Motorsport												
1 -	88.8	25.571	87.0	19.302	95.9	1:42.171	6 -	50.669	86.4	26.098	85.7	26.051	92.7	1:42.818	
2 -	50.217	89.8	25.722	85.6	19.258	94.1	1:35.197	7 -	50.159	89.0	25.622	86.5	19.153	95.2	1:34.934
3 -	50.651	89.4	25.390	87.7	19.139	95.9	1:35.180	8 -	49.738	90.0	25.446	86.0	18.900	95.6	1:34.084
4 -	49.885	90.2	25.456	86.0	19.571	93.6	1:34.912	9 -	49.473	89.7	25.459	85.3	18.930	94.5	1:33.862
5 -	49.730	90.9	25.588	86.8	18.894	95.2	1:34.212								
71	George MURRELLS		Techlightenment												
1 -	83.5	26.569	83.9	20.701	92.9	1:49.246	6 -	50.803	88.1	26.011	83.3	20.164	88.8	1:36.978	
2 -	53.218	86.7	26.166	84.5	19.779	92.1	1:39.163	7 -	51.736	87.3	26.164	83.0	20.077	92.9	1:37.977
3 -	51.072	85.9	25.998	84.6	19.583	92.6	1:36.653	8 -	51.449	87.2	26.130	83.4	19.615	91.9	1:37.194
4 -	50.566	86.5	25.999	83.9	19.714	93.2	1:36.279	9 -	50.746	88.0	26.052	83.6	19.275	92.6	1:36.073
5 -	51.266	86.8	26.217	82.2	19.862	92.2	1:37.345								
74	Peter DIGNAN		Academy Motorsport												
1 -	87.2	26.501	83.4	20.936	92.2	1:48.411	4 -	50.068	88.0	25.657	85.3	19.851	92.7	1:35.576	
2 -	51.738	88.0	26.083	85.1	19.696	93.2	1:37.517	5 -	50.111	89.4	25.882	85.1	19.671	93.2	1:35.664
3 -	50.624	88.7	25.920	85.5	19.885	93.3	1:36.429								

Texaco Havoline Ginetta G20 Championship
RACE 12 - ROUND 4 - BEST SECTOR TIMES

SECTOR 1			SECTOR 2			SECTOR 3			IDEAL / BEST COMPARISON						
POS	NO	NAME	TIME	NO	NAME	TIME	NO	NAME	TIME	POS	NO	NAME	IDEAL	BEST	DIFF
1	7	DAVIES	49.130	46	SMITH	25.230	66	PETTIT	18.894	1	46	SMITH	1:33.319	1:33.335	0.016
2	46	SMITH	49.145	7	DAVIES	25.360	7	DAVIES	18.922	2	7	DAVIES	1:33.412	1:33.543	0.131
3	66	PETTIT	49.473	66	PETTIT	25.390	46	SMITH	18.944	3	66	PETTIT	1:33.757	1:33.862	0.105
4	5	SPENCER	49.527	5	SPENCER	25.495	32	HETHERINGTON	19.154	4	5	SPENCER	1:34.315	1:34.315	0.000
5	52	HUYTON	49.839	52	HUYTON	25.547	71	MURRELLS	19.275	5	32	HETHERINGTON	1:34.788	1:34.932	0.144
6	32	HETHERINGTON	49.987	51	MCCARTHY	25.572	5	SPENCER	19.293	6	52	HUYTON	1:34.802	1:34.852	0.050
7	74	DIGNAN	50.068	19	JACKSON	25.607	19	JACKSON	19.333	7	19	JACKSON	1:35.036	1:35.199	0.163
8	19	JACKSON	50.096	32	HETHERINGTON	25.647	51	MCCARTHY	19.345	8	51	MCCARTHY	1:35.131	1:35.563	0.432
9	25	RICHARDSON	50.202	74	DIGNAN	25.657	52	HUYTON	19.416	9	74	DIGNAN	1:35.396	1:35.576	0.180
10	51	MCCARTHY	50.214	42	DZIURZYNSKI	25.886	42	DZIURZYNSKI	19.514	10	25	RICHARDSON	1:35.777	1:35.884	0.107
11	71	MURRELLS	50.566	25	RICHARDSON	25.939	58	JONES	19.631	11	71	MURRELLS	1:35.839	1:36.073	0.234
12	58	JONES	50.656	71	MURRELLS	25.998	25	RICHARDSON	19.636	12	42	DZIURZYNSKI	1:36.154	1:36.395	0.241
13	42	DZIURZYNSKI	50.754	58	JONES	26.042	74	DIGNAN	19.671	13	58	JONES	1:36.329	1:36.392	0.063
14	15	FLETCHER	51.080	15	FLETCHER	26.282	15	FLETCHER	19.768	14	15	FLETCHER	1:37.130	1:37.448	0.318
												Perfect Lap	1:33.254		

Texaco Havoline Ginetta G20 Championship
RACE 12 - ROUND 4 - SPEED TRAPS

SECTOR 1				SECTOR 2			FINISH LINE			
POS	NO	NAME	MPH	NO	NAME	MPH	NO	NAME	MPH	
1	66	Dominic PETTIT	90.9	15	Emily FLETCHER	33554.0	66	Dominic PETTIT	95.9	
2	46	Andrew SMITH	90.6	66	Dominic PETTIT	87.7	46	Andrew SMITH	95.2	
3	7	Mark DAVIES	90.1	52	Sean HUYTON	87.5	7	Mark DAVIES	95.1	
4	25	Andrew RICHARDSON	89.4	7	Mark DAVIES	87.0	25	Andrew RICHARDSON	94.9	
5	74	Peter DIGNAN	89.4	51	Russel MCCARTHY	86.8	19	David JACKSON	94.8	
6	19	David JACKSON	89.1	25	Andrew RICHARDSON	86.6	32	Freddie HETHERINGTON	94.8	
7	42	Alex DZIURZYNSKI	89.1	32	Freddie HETHERINGTON	86.6	58	Martin JONES	94.6	
8	58	Martin JONES	88.9	46	Andrew SMITH	86.5	42	Alex DZIURZYNSKI	94.2	
9	5	Andrew SPENCER	88.8	42	Alex DZIURZYNSKI	86.4	52	Sean HUYTON	94.2	
10	71	George MURRELLS	88.4	19	David JACKSON	86.3	51	Russel MCCARTHY	94.1	
11	52	Sean HUYTON	88.2	58	Martin JONES	85.7	74	Peter DIGNAN	93.3	
12	51	Russel MCCARTHY	88.1	74	Peter DIGNAN	85.5	71	George MURRELLS	93.2	
13	15	Emily FLETCHER	87.8	5	Andrew SPENCER	84.9	5	Andrew SPENCER	93.1	
14	32	Freddie HETHERINGTON	87.6	71	George MURRELLS	84.6	15	Emily FLETCHER	91.9	

**Texaco Havoline Ginetta G20 Championship
RACE 12 - ROUND 4 - POSITION CHART**

No	Name	Laps Pos	1	2	3	4	5	6	7	8	9
			46	Andrew SMITH	1	46	66	7	7	7	7
66	Dominic PETTIT	2	66	7	66	66	66	46	46	46	46
7	Mark DAVIES	3	7	46	46	46	46	19	19	19	66
19	David JACKSON	4	19	19	19	19	19	51	51	66	19
51	Russel MCCARTHY	5	51	51	51	51	51	52	66	5	51
52	Sean HUYTON	6	52	5	5	5	5	5	5	51	52
5	Andrew SPENCER	7	5	52	52	52	52	66	52	52	71
32	Freddie HETHERIN	8	32	74	74	74	74	71	71	71	42
74	Peter DIGNAN	9	74	32	32	58	42	42	42	42	58
42	Alex DZIURZYNSK	10	42	58	58	42	71	32	58	58	25
58	Martin JONES	11	58	42	42	71	58	58	25	25	32
71	George MURRELLS	12	71	71	71	32	32	25	15	32	15
25	Andrew RICHARDS	13	25	25	25	15	25	15	32	15	
15	Emily FLETCHER	14	15	15	15	25	15				