



TROFEO ABARTH 500 GB CHAMPIONSHIP

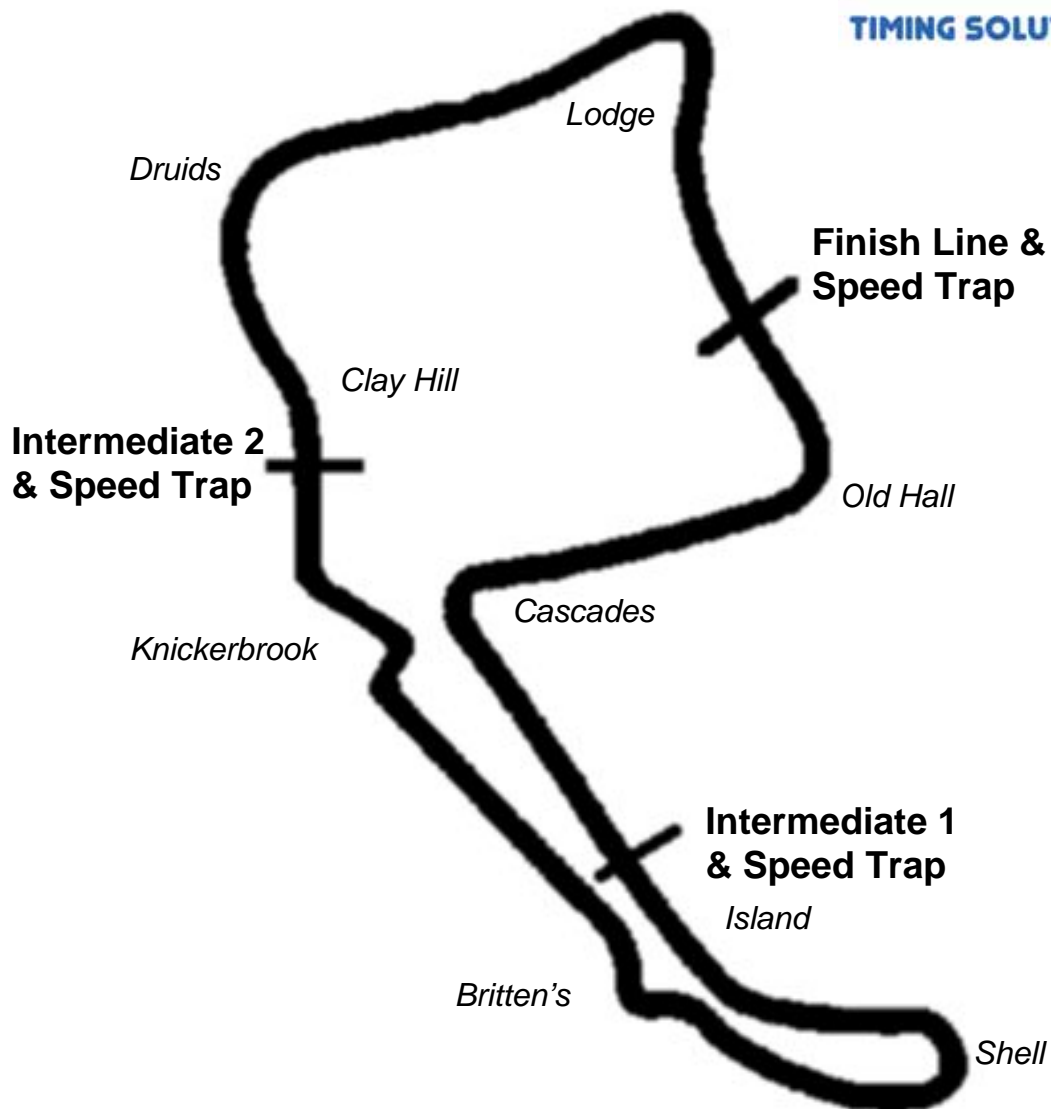
Round 1 & 2
Oulton Park International

3rd & 5th April 2010



Results Provided by Timing Solutions Ltd
www.tsl-timing.com

OULTON PARK INTERNATIONAL



Circuit Length: 2.6920 miles / 4332.4 metres
Intermediate 1: 1163 metres
Intermediate 2: 3066 metres
Pit In: 4314 metres
Pit Out: 180 metres after Finish Line
Pit In – Pit Out: 200 metres, @ 60kph = 12.0 seconds, @ 80kph = 9.0 seconds

Trofeo Abarth 500 GB Championship

QUALIFYING - RACE 2 ROUND 1 - CLASSIFICATION

POS	NO	CL	DRIVER / TEAM	CAR	TIME	ON	LAPS	GAP	DIFF	MPH
1	4		Ben WINROW Pyromotorsport	ABARTH 500 AC	1:56.394	4	5			83.26
2	9		Gareth HOWELL Tech 9	ABARTH 500 AC	1:57.559	8	9	1.165	1.165	82.43
3	22		Benny SIMONSEN Pulce	ABARTH 500 AC	1:58.235	5	8	1.841	0.676	81.96
4	55		James BLYTH Advent MTS	ABARTH 500 AC	1:58.333	11	12	1.939	0.098	81.89
5	7		Charlie BUTLER-HENDERSON Advent MTS	ABARTH 500 AC	1:58.379	8	11	1.985	0.046	81.86
6	77		Jason GREATREX Redline Racing	ABARTH 500 AC	1:59.999	9	10	3.605	1.620	80.76
7	2		Paul SMITH Mardi Gras	ABARTH 500 AC	2:00.237	9	11	3.843	0.238	80.60
8	45		Josh WAKEFIELD Advent MTS	ABARTH 500 AC	2:00.322	9	10	3.928	0.085	80.54
9	82		Fiona LEGGATE CMS	ABARTH 500 AC	2:00.921	5	8	4.527	0.599	80.14
10	72		Cassey WATSON Lunar Racing	ABARTH 500 AC	2:01.403	5	10	5.009	0.482	79.82
11	8		Tony DRON Tech 9	ABARTH 500 AC	2:03.990	6	11	7.596	2.587	78.16
12	11		Sarah FRANKLIN Reflex Racing GB	ABARTH 500 AC	2:04.444	12	12	8.050	0.454	77.87
13	81		Matt SHEAD CMS	ABARTH 500 AC	2:05.186	2	2	8.792	0.742	77.41
14	93		John WILLIAMS Lunar Racing	ABARTH 500 AC	2:12.702	11	11	16.308	7.516	73.03

Weather / Track : Bright / Dry
 These results are provisional until the conclusion of any judicial and technical matters.

Oulton Park International
 Circuit Length = 2.6920 miles
 Start: 11:21 End: 11:48

Clerk of Course :		Timekeeper :
-------------------	--	--------------

Trofeo Abarth 500 GB Championship

QUALIFYING - RACE 2 ROUND 1 - SECTOR ANALYSIS

2	Paul SMITH											Mardi Gras			
1-	Out	91.4	1:08.097	88.1	38.702	92.9	2:21.704	7-	32.262	80.9	1:04.714	93.6	43.791	96.3	2:20.767
2-	34.521	100.6	1:01.492	90.8	35.489	94.8	2:11.502	8-	30.471	104.9	57.435	92.1	33.687	95.7	2:01.593
3-	31.338	102.8	59.950	91.8	34.200	95.3	2:05.488	9-	30.106	104.2	56.920	93.2	33.211	95.7	2:00.237
4-	31.443	104.5	58.398	91.9	In		2:10.755 P	10-	30.061	105.7	56.681	93.2	33.523	96.0	2:00.265
5-	Out	101.1	1:04.218	92.1	40.486	86.7	5:02.169	11-	29.748	106.5	58.721	90.3	34.108	95.5	2:02.577
6-	31.811	102.9	58.071	92.2	33.413	96.1	2:03.295								
4	Ben WINROW											Pyromotorsport			
1-	Out		In	73.6	In		1:42.479 P	4-	28.881	104.2	55.553	92.9	31.960	98.1	1:56.394
2-	Out	98.0	58.894	90.4	32.836	97.0	6:02.932	5-	30.807	102.6	1:01.016	90.3	In		2:11.958 P
3-	29.353	103.6	56.625	91.4	32.477	97.7	1:58.455								
7	Charlie BUTLER-HENDERSON											Advent MTS			
1-	Out	89.8	1:07.642	87.2	38.362	89.8	2:21.017	7-	Out	103.9	56.835	89.4	32.847	94.3	3:27.509
2-	32.563	88.7	1:01.690	80.8	34.876	96.0	2:09.129	8-	29.493	104.9	56.237	91.1	32.649	94.7	1:58.379
3-	30.418	100.9	57.011	90.7	33.200	95.3	2:00.629	9-	29.338	105.0	57.249	74.5	In		2:05.173 P
4-	30.748	101.2	55.945	91.7	32.930	94.9	1:59.623	10-	Out	103.4	56.531	90.3	32.761	94.9	2:53.543
5-	29.721	104.7	56.472	91.7	32.864	94.9	1:59.057	11-	29.352	103.7	56.297	93.5	33.183	94.4	1:58.832
6-	30.046	103.7	56.371	91.8	In		2:03.751 P								
8	Tony DRON											Tech 9			
1-	Out	70.6	1:15.204	75.9	39.628	86.8	2:31.080	7-	31.272	101.7	59.221	90.8	34.338	92.9	2:04.831
2-	34.645	98.7	1:04.758	83.9	36.732	90.2	2:16.135	8-	30.804	101.8	59.791	90.1	In		2:15.003 P
3-	37.960	89.4	1:02.431	89.4	35.502	91.6	2:15.893	9-	Out	98.8	1:02.628	89.7	34.839	91.8	2:36.406
4-	31.896	102.0	1:01.376	78.1	35.438	92.7	2:08.710	10-	31.004	100.3	1:00.525	90.0	34.926	92.1	2:06.455
5-	31.634	99.7	1:00.646	90.6	34.573	92.4	2:06.853	11-	31.289	100.3	58.764	90.8	34.429	96.1	2:04.482
6-	30.825	102.0	58.785	90.7	34.380	92.7	2:03.990								
9	Gareth HOWELL											Tech 9			
1-	Out	72.3	1:17.259	56.1	49.176	84.5	2:44.404	6-	29.074	101.8				97.8	1:57.601
2-	37.899	72.5	1:13.213	77.4	38.218	96.8	2:29.330	7-	40.136	60.2	1:14.145	83.5	37.481	97.3	2:31.762
3-	44.389	64.2	1:09.148	84.9	37.725	97.7	2:31.262	8-	28.896	104.7	56.235	92.2	32.428	97.5	1:57.559
4-	29.075	103.6	56.490	92.2	32.406	97.4	1:57.971	9-	36.100	86.6	1:07.880	79.1	In		2:27.849 P
5-	34.508	70.9	1:08.199	89.4	35.686	99.3	2:18.393								
11	Sarah FRANKLIN											Reflex Racing GB			
1-	Out	61.9	1:15.066	73.8	40.112	83.0	2:37.376	7-	31.863	99.0	1:00.224	91.2	34.455	95.1	2:06.542
2-	35.296	92.3	1:07.132	87.2	37.445	88.5	2:19.873	8-	31.406	100.5	1:00.364	90.8	35.069	95.7	2:06.839
3-	33.874	95.3	1:04.768	89.6	37.493	88.4	2:16.135	9-	31.552	100.3	1:00.109	90.9	34.545	95.5	2:06.206
4-	32.630	99.1	1:02.104	90.1	35.504	94.1	2:10.238	10-	31.237	100.2	59.690	90.9	34.493	94.9	2:05.420
5-	32.110	101.2	1:01.337	90.8	35.073	95.3	2:08.520	11-	31.080	100.5	59.637	91.3	34.306	95.1	2:05.023
6-	31.804	99.9	1:00.825	90.4	34.969	95.2	2:07.598	12-	30.907	100.0	59.590	90.8	33.947	95.3	2:04.444
22	Benny SIMONSEN											Pulce			
1-	Out	60.1	1:10.459	87.8	36.130	94.0	2:27.872	5-	29.393	103.1	56.278	92.4	32.564	96.8	1:58.235
2-	31.202	101.7	58.964	91.7	34.184	95.9	2:04.350	6-	30.736	96.6	57.685	92.8	In		2:06.835 P
3-	30.087	102.8	57.517	93.1	32.908	96.4	2:00.512	7-	Out	101.7	57.721	93.3	32.990	95.9	4:37.863
4-	29.987	104.5	58.572	93.3	33.107	96.4	2:01.666	8-	28.912	104.5	58.919	92.1	In		2:06.729 P
45	Josh WAKEFIELD											Advent MTS			
1-	Out	74.0	1:10.909	59.5	45.292	84.9	2:35.207	6-	32.810	103.6	58.807	90.8	In		2:11.368 P
2-	33.841	101.1	58.936	90.2	36.343	94.3	2:09.120	7-	Out	103.1	57.743	90.8	33.358	95.2	3:54.826
3-	41.901	87.7	1:03.778	88.3	34.704	95.3	2:20.383	8-	29.383	104.5	58.238	90.4	33.211	94.9	2:00.832
4-	29.851	104.7	58.083	90.6	33.459	95.1	2:01.393	9-	29.750	104.0	57.564	91.3	33.008	94.9	2:00.322
5-	29.743	104.5	57.531	90.4	33.069	95.6	2:00.343	10-	32.546	85.4	1:14.135	58.5	In		2:52.278 P
55	James BLYTH											Advent MTS			
1-	Out	90.9	1:09.102	85.1	35.611	91.7	2:21.252	7-	29.627	102.3	56.744	93.5	In		2:03.400 P
2-	32.190	96.7	1:03.095	89.8	33.749	94.3	2:09.034	8-	Out	101.2	1:00.029	93.3	32.745	96.0	2:52.485
3-	30.723	101.8	57.474	93.7	In		2:06.461 P	9-	29.300	103.2	56.595	91.8	32.890	95.6	1:58.785

Weather / Track : Bright / Dry

Oulton Park International
Circuit Length = 2.6920 miles
Start: 11:21 End: 11:48

Trofeo Abarth 500 GB Championship

QUALIFYING - RACE 2 ROUND 1 - SECTOR ANALYSIS

4 -	Out	102.0	57.328	92.9	33.366	96.6	2:31.651	10 -	29.293	101.1	56.446	93.3	32.730	95.1	1:58.469
5 -	29.876	100.9	57.212	94.1	32.913	95.7	2:00.001	11 -	29.368	101.4	56.220	93.1	32.745	95.5	1:58.333
6 -	29.613	101.7	56.495	93.7	32.636	95.7	1:58.744	12 -	29.350	102.9	56.336	92.8	32.779	94.5	1:58.465
72	Cassey WATSON		Lunar Racing												
1 -							2:12.743	6 -			In		In		2:32.688 P
2 -							2:07.938	7 -	Out	93.5	1:00.553	90.6	35.175	93.9	3:03.019
3 -							2:02.854	8 -	30.662	102.1	1:12.323	51.3	37.174	93.9	2:20.159
4 -							2:01.827	9 -	30.485	101.4	58.538	97.6	34.543	92.6	2:03.566
5 -							2:01.403	10 -	30.303	102.6	57.842	87.5	34.202	95.5	2:02.347
77	Jason GREATREX		Redline Racing												
1 -	Out	77.0	1:12.759	88.3	37.085	96.3	2:28.800	6 -	30.692	101.1	58.280	91.1	33.605	96.0	2:02.577
2 -	33.732	99.9	1:02.028	90.7	34.921	97.3	2:10.681	7 -	30.632	101.1	57.374	91.4	33.430	96.0	2:01.436
3 -	31.953	100.0	1:01.019	91.3	In		2:11.961 P	8 -	30.694	101.5	58.103	87.4	38.061	96.3	2:06.858
4 -	Out	99.3	1:00.923	90.6	34.401	96.4	5:57.884	9 -	30.237	102.3	56.897	92.8	32.865	97.3	1:59.999
5 -	31.272	101.5	58.589	91.2	33.698	96.4	2:03.559	10 -	30.244	102.6	57.707	92.2	33.049	97.3	2:01.000
81	Matt SHEAD		CMS												
1 -	Out	95.3	1:05.785	86.8	35.848	96.3	2:20.240	2 -	31.760	102.5	59.684	91.8	33.742	94.9	2:05.186
82	Fiona LEGGATE		CMS												
1 -	Out	67.8	1:10.985	88.7	36.637	95.2	2:28.217	5 -	29.820	99.3	58.092	92.4	33.009	95.5	2:00.921
2 -	31.442	97.1	1:00.574	72.8	In		2:10.982 P	6 -	30.767	102.8	1:01.610	90.0	In		2:12.408 P
3 -	Out	102.1	1:00.361	91.1	33.572	96.0	3:57.440	7 -	Out	99.9	59.497	90.2	33.790	94.9	5:06.246
4 -	29.602	103.4	58.547	91.6	33.490	95.9	2:01.639	8 -	31.384	87.8	1:08.479	88.4	In		2:22.350 P
93	John WILLIAMS		Lunar Racing												
1 -	Out	80.0	1:18.873	75.7	40.433	91.9	2:41.897	7 -	34.025	99.4	1:03.905	88.2	35.791	94.0	2:13.721
2 -	37.005	83.5	1:08.287	85.9	39.548	92.3	2:24.840	8 -	33.470	96.8	1:03.755	89.1	37.503	93.9	2:14.728
3 -	36.632	93.3	1:07.073	87.3	38.032	93.2	2:21.737	9 -	32.708	99.1	1:04.296	86.9	35.839	95.6	2:12.843
4 -	34.093	97.8	1:05.049	88.4	36.386	94.3	2:15.528	10 -	33.440	99.6	1:04.327	88.2	36.969	95.5	2:14.736
5 -	33.814	97.4	1:04.735	88.4	36.198	93.1	2:14.747	11 -	32.431	100.6	1:05.175	88.9	35.096	91.9	2:12.702
6 -	33.361	98.4	1:05.100	88.4	36.062	94.8	2:14.523								

Weather / Track : Bright / Dry

Oulton Park International
Circuit Length = 2.6920 miles
Start: 11:21 End: 11:48

Trofeo Abarth 500 GB Championship

QUALIFYING - RACE 2 ROUND 1 - BEST SECTOR TIMES

SECTOR 1				SECTOR 2				SECTOR 3				IDEAL / BEST COMPARISON				
POS	NO	NAME	TIME	NO	NAME	TIME	NO	NAME	TIME	POS	NO	NAME	IDEAL	BEST	DIFF	
1	4	WINROW	28.881	4	WINROW	55.553	4	WINROW	31.960	1	4	WINROW	1:56.394	1:56.394	0.000	
2	9	HOWELL	28.896	7	BUTLER-HENDERS	55.945	9	HOWELL	32.406	2	9	HOWELL	1:57.537	1:57.559	0.022	
3	22	SIMONSEN	28.912	55	BLYTH	56.220	22	SIMONSEN	32.564	3	22	SIMONSEN	1:57.754	1:58.235	0.481	
4	55	BLYTH	29.293	9	HOWELL	56.235	55	BLYTH	32.636	4	7	BUTLER-HENDER	1:57.932	1:58.379	0.447	
5	7	BUTLER-HENDERS	29.338	22	SIMONSEN	56.278	7	BUTLER-HENDERS	32.649	5	55	BLYTH	1:58.149	1:58.333	0.184	
6	45	WAKEFIELD	29.383	2	SMITH	56.681	77	GREATREX	32.865	6	2	SMITH	1:59.640	2:00.237	0.597	
7	82	LEGGATE	29.602	77	GREATREX	56.897	45	WAKEFIELD	33.008	7	45	WAKEFIELD	1:59.922	2:00.322	0.400	
8	2	SMITH	29.748	45	WAKEFIELD	57.531	82	LEGGATE	33.009	8	77	GREATREX	1:59.999	1:59.999	0.000	
9	77	GREATREX	30.237	72	WATSON	57.842	2	SMITH	33.211	9	82	LEGGATE	2:00.703	2:00.921	0.218	
10	72	WATSON	30.303	82	LEGGATE	58.092	81	SHEAD	33.742	10	72	WATSON	2:02.347	2:01.403	-0.944	
11	81	SHEAD	30.389	8	DRON	58.764	11	FRANKLIN	33.947	11	81	SHEAD	2:03.815	2:05.186	1.371	
12	8	DRON	30.804	11	FRANKLIN	59.590	72	WATSON	34.202	12	8	DRON	2:03.906	2:03.990	0.084	
13	11	FRANKLIN	30.907	81	SHEAD	59.684	8	DRON	34.338	13	11	FRANKLIN	2:04.444	2:04.444	0.000	
14	93	WILLIAMS	32.431	93	WILLIAMS	1:03.755	93	WILLIAMS	35.096	14	93	WILLIAMS	2:11.282	2:12.702	1.420	
													Perfect Lap		1:56.394	

Weather / Track : Bright / Dry

Oulton Park International
Circuit Length = 2.6920 miles
Start: 11:21 End: 11:48


Trofeo Abarth 500 GB Championship
QUALIFYING - RACE 2 ROUND 1 - SPEED TRAPS

SECTOR 1				SECTOR 2			FINISH LINE			
POS	NO	NAME	MPH	NO	NAME	MPH	NO	NAME	MPH	
1	2	Paul SMITH	106.5	55	James BLYTH	94.1	9	Gareth HOWELL	99.3	
2	7	Charlie BUTLER-HENDERSON	105.0	2	Paul SMITH	93.6	4	Ben WINROW	98.1	
3	9	Gareth HOWELL	104.7	7	Charlie BUTLER-HENDERSON	93.5	77	Jason GREATREX	97.3	
4	45	Josh WAKEFIELD	104.7	22	Benny SIMONSEN	93.3	22	Benny SIMONSEN	96.8	
5	22	Benny SIMONSEN	104.5	4	Ben WINROW	92.9	55	James BLYTH	96.6	
6	4	Ben WINROW	104.2	77	Jason GREATREX	92.8	2	Paul SMITH	96.3	
7	82	Fiona LEGGATE	103.4	82	Fiona LEGGATE	92.4	81	Matt SHEAD	96.3	
8	55	James BLYTH	103.2	9	Gareth HOWELL	92.2	8	Tony DRON	96.1	
9	72	Cassey WATSON	102.6	81	Matt SHEAD	91.8	7	Charlie BUTLER-HENDERSON	96.0	
10	77	Jason GREATREX	102.6	72	Cassey WATSON	91.6	82	Fiona LEGGATE	96.0	
11	81	Matt SHEAD	102.5	11	Sarah FRANKLIN	91.3	11	Sarah FRANKLIN	95.7	
12	8	Tony DRON	102.0	45	Josh WAKEFIELD	91.3	45	Josh WAKEFIELD	95.6	
13	11	Sarah FRANKLIN	101.2	8	Tony DRON	90.8	93	John WILLIAMS	95.6	
14	93	John WILLIAMS	100.6	93	John WILLIAMS	89.1	72	Cassey WATSON	95.5	

Weather / Track : Bright / Dry

Oulton Park International
 Circuit Length = 2.6920 miles
 Start: 11:21 End: 11:48

Trofeo Abarth 500 GB Championship
RACE 2 - ROUND 1 - GRID

ROW 7	2:05.186 81 Matt SHEAD	2:12.702 93 John WILLIAMS
ROW 6	2:03.990 8 Tony DRON	2:04.444 11 Sarah FRANKLIN
ROW 5	2:00.921 82 Fiona LEGGATE	2:01.403 72 Cassey WATSON
ROW 4	2:00.237 2 Paul SMITH	2:00.322 45 Josh WAKEFIELD
ROW 3	1:58.379 7 Charlie BUTLER-HENDERSON	1:59.999 77 Jason GREATREX
ROW 2	1:58.235 22 Benny SIMONSEN	1:58.333 55 James BLYTH
ROW 1	1:56.394 4 Ben WINROW	1:57.559 9 Gareth HOWELL
Pole		
		

Oulton Park International
 Circuit Length = 2.6920 miles

These results are provisional until the conclusion of any judicial and technical matters.

Clerk of Course :		Timekeeper :
-------------------	--	--------------

Trofeo Abarth 500 GB Championship

RACE 2 - ROUND 1 - CLASSIFICATION

POS	NO	CL	DRIVER / TEAM	CAR	LAPS	TIME	GAP	DIFF	MPH	BEST	ON
1	9		Gareth HOWELL Tech 9	ABARTH 500 AC	16	31:41.844			81.53	1:58.264	9
2	7		Charlie BUTLER-HENDERSON Advent MTS	ABARTH 500 AC	16	31:44.537	2.693	2.693	81.41	1:58.068	7
3	22		Benny SIMONSEN Pulce	ABARTH 500 AC	16	31:46.752	4.908	2.215	81.32	1:57.113	4
4	55		James BLYTH Advent MTS	ABARTH 500 AC	16	31:53.957	12.113	7.205	81.01	1:58.292	7
5	45		Josh WAKEFIELD Advent MTS	ABARTH 500 AC	16	32:04.778	22.934	10.821	80.56	1:58.647	9
6	2		Paul SMITH Mardi Gras	ABARTH 500 AC	16	32:15.061	33.217	10.283	80.13	1:58.872	5
7	77		Jason GREATREX Redline Racing	ABARTH 500 AC	16	32:28.980	47.136	13.919	79.55	1:59.400	9
8	72		Cassey WATSON Lunar Racing	ABARTH 500 AC	16	32:32.730	50.886	3.750	79.40	2:00.320	5
9	81		Matt SHEAD CMS	ABARTH 500 AC	16	32:57.881	1:16.037	25.151	78.39	2:01.146	15
10	8		Tony DRON Tech 9	ABARTH 500 AC	16	33:02.828	1:20.984	4.947	78.20	2:01.205	15
11	11		Sarah FRANKLIN Reflex Racing GB	ABARTH 500 AC	16	33:18.892	1:37.048	16.064	77.57	2:03.073	10
12	93		John WILLIAMS Lunar Racing	ABARTH 500 AC	15	32:31.828	1 lap	1 lap	74.47	2:05.802	10

NOT CLASSIFIED

DNC	4		Ben WINROW Pyromotorsport	ABARTH 500 AC	1	2:02.554	15 laps	14 laps	79.07		
DNC	82		Fiona LEGGATE CMS	ABARTH 500 AC	1	2:47.179	15 laps	44.625	57.96		

FASTEST LAP

	22		Benny SIMONSEN Pulce	ABARTH 500 AC	4	1:57.113		82.75 mph		133.17 kph	
--	----	--	--------------------------------	---------------	---	----------	--	-----------	--	------------	--

Weather / Track : Bright / Dry
 These results are provisional until the conclusion of any judicial and technical matters.

Oulton Park International
 Circuit Length = 2.6920 miles
 Start: 14:55 End: 15:29

Clerk of Course :		Timekeeper :	
-------------------	--	--------------	--

Trofeo Abarth 500 GB Championship
RACE 2 - ROUND 1 - LAP CHART

Lap 1			Lap 2			Lap 3			Lap 4			Lap 5		
No	Behind	Laptime	No	Behind	Laptime	No	Behind	Laptime	No	Behind	Laptime	No	Behind	Laptime
4		2:02.554	9		1:58.819	9		1:58.899	9		1:58.592	9		1:58.455
9	0.222	2:02.776	55	4.443	1:59.145	55	4.194	1:58.650	55	4.394	1:58.792	55	4.377	1:58.438
55	4.339	2:06.893	7	5.174	1:59.023	7	5.210	1:58.935	7	5.284	1:58.666	7	5.363	1:58.534
7	5.192	2:07.746	72	9.119	2:01.603	45	11.657	2:00.303	45	13.317	2:00.252	22	13.878	1:58.034
72	6.557	2:09.111	45	10.253	2:00.899	72	12.422	2:02.202	22	14.299	1:57.113	45	15.192	2:00.330
45	8.395	2:10.949	2	14.411	2:02.257	22	15.778	1:58.939	72	15.374	2:01.544	72	17.239	2:00.320
8	11.062	2:13.616	22	15.738	2:01.566	2	15.968	2:00.456	2	17.213	1:59.837	2	17.630	1:58.872
2	11.195	2:13.749	8	18.014	2:05.993	8	23.786	2:04.671	77	27.951	1:59.782	77	29.349	1:59.853
22	13.213	2:15.767	11	20.591	2:05.557	11	26.441	2:04.749	8	28.424	2:03.230	8	34.824	2:04.855
11	14.075	2:16.629	77	25.194	2:01.497	77	26.761	2:00.466	11	32.911	2:05.062	11	39.218	2:04.762
81	20.649	2:23.203	81	25.525	2:03.917	81	30.126	2:03.500	81	34.298	2:02.764	81	39.575	2:03.732
77	22.738	2:25.292	93	36.815	2:10.872	93	48.198	2:10.282	93	59.865	2:10.259	93	1:10.661	2:09.251
93	24.984	2:27.538												
82	44.625	2:47.179 P												

Weather / Track : Bright / Dry

Oulton Park International
Circuit Length = 2.6920 miles
Start: 14:55 End: 15:29

Trofeo Abarth 500 GB Championship
RACE 2 - ROUND 1 - LAP CHART

Lap 6			Lap 7			Lap 8			Lap 9			Lap 10		
No	Behind	Laptime	No	Behind	Laptime	No	Behind	Laptime	No	Behind	Laptime	No	Behind	Laptime
9		1:58.502	9		1:58.406	9		1:58.551	9		1:58.264	9		1:58.762
55	4.401	1:58.526	55	4.287	1:58.292	55	4.211	1:58.475	55	4.663	1:58.716	55	4.314	1:58.413
7	5.136	1:58.275	7	4.798	1:58.068	7	4.979	1:58.732	7	5.183	1:58.468	7	4.745	1:58.324
22	13.915	1:58.539	22	13.348	1:57.839	22	12.441	1:57.644	22	11.789	1:57.612	22	10.598	1:57.571
45	15.930	1:59.240	45	16.849	1:59.325	45	17.257	1:58.959	45	17.640	1:58.647	45	17.566	1:58.688
2	18.451	1:59.323	2	19.637	1:59.592	2	20.211	1:59.125	2	20.872	1:58.925	2	22.073	1:59.963
72	20.749	2:02.012	72	23.117	2:00.774	72	25.120	2:00.554	72	27.177	2:00.321	72	29.336	2:00.921
77	30.690	1:59.843	77	32.471	2:00.187	77	33.551	1:59.631	77	34.687	1:59.400	77	35.355	1:59.430
8	39.076	2:02.754	8	44.128	2:03.458	8	48.071	2:02.494	8	52.040	2:02.233	8	55.709	2:02.431
81	43.646	2:02.573	81	47.264	2:02.024	81	50.669	2:01.956	81	53.938	2:01.533	81	56.804	2:01.628
11	46.563	2:05.847	11	52.426	2:04.269	11	57.620	2:03.745	11	1:02.536	2:03.180	11	1:06.847	2:03.073
93	1:21.628	2:09.469	93	1:32.368	2:09.146	93	1:40.309	2:06.492	93	1:49.552	2:07.507	93	1:56.592	2:05.802

Weather / Track : Bright / Dry

Oulton Park International
 Circuit Length = 2.6920 miles
 Start: 14:55 End: 15:29

Trofeo Abarth 500 GB Championship
RACE 2 - ROUND 1 - LAP CHART

Lap 11			Lap 12			Lap 13			Lap 14			Lap 15		
No	Behind	Laptime	No	Behind	Laptime	No	Behind	Laptime	No	Behind	Laptime	No	Behind	Laptime
9		1:58.665	9		1:59.001	9		1:58.353	9		1:58.567	9		1:58.671
7	4.686	1:58.606	7	3.870	1:58.185	7	3.710	1:58.193	7	3.273	1:58.130	7	3.104	1:58.502
55	5.086	1:59.437	55	7.348	2:01.263	22	8.519	1:58.869	22	7.348	1:57.396	22	6.016	1:57.339
22	9.254	1:57.321	22	8.003	1:57.750	55	9.365	2:00.370	55	9.560	1:58.762	55	10.251	1:59.362
45	17.820	1:58.919	93	1 LAP	2:11.388	93	1 LAP	2:07.053	45	21.686	2:00.438	45	22.276	1:59.261
2	22.931	1:59.523	45	18.444	1:59.625	45	19.815	1:59.724	93	1 LAP	2:07.819	2	31.684	2:01.763
72	32.131	2:01.460	2	24.387	2:00.457	2	27.792	2:01.758	2	28.592	1:59.367	93	1 LAP	2:09.606
77	36.175	1:59.485	72	34.676	2:01.546	72	37.785	2:01.462	77	40.267	2:00.733	77	43.960	2:02.364
8	58.772	2:01.728	77	36.790	1:59.616	77	38.101	1:59.664	72	42.876	2:03.658	72	46.932	2:02.727
81	59.669	2:01.530	8	1:01.681	2:01.910	8	1:05.579	2:02.251	8	1:08.596	2:01.584	8	1:11.130	2:01.205
11	1:12.082	2:03.900	81	1:02.811	2:02.143	81	1:05.941	2:01.483	81	1:09.347	2:01.973	81	1:11.822	2:01.146
			11	1:16.455	2:03.374	11	1:21.489	2:03.387	11	1:26.580	2:03.658	11	1:31.800	2:03.891

Weather / Track : Bright / Dry

Oulton Park International
Circuit Length = 2.6920 miles
Start: 14:55 End: 15:29

Trofeo Abarth 500 GB Championship
RACE 2 - ROUND 1 - LAP CHART

Lap 16		
No	Behind	Laptime
9		1:58.561
7	2.693	1:58.150
22	4.908	1:57.453
55	12.113	2:00.423
45	22.934	1:59.219
2	33.217	2:00.094
77	47.136	2:01.737
93	1 LAP	2:09.344
72	50.886	2:02.515
81	1:16.037	2:02.776
8	1:20.984	2:08.415
11	1:37.048	2:03.809

Weather / Track : Bright / Dry

Oulton Park International
Circuit Length = 2.6920 miles
Start: 14:55 End: 15:29

Trofeo Abarth 500 GB Championship
RACE 2 - ROUND 1 - SECTOR ANALYSIS

2	Paul SMITH											Mardi Gras										
1-	102.6	59.183	89.4	34.118	96.4	2:13.749	9-	29.286	106.5	56.308	93.6	33.331	94.0	1:58.925								
2-	30.543	104.9	58.042	91.4	33.672	95.6	2:02.257	10-	29.346	106.4	57.362	92.6	33.255	96.3	1:59.963							
3-	29.840	105.0	57.021	92.6	33.595	97.7	2:00.456	11-	29.371	106.4	56.773	92.2	33.379	92.3	1:59.523							
4-	30.056	106.2	56.578	92.6	33.203	97.4	1:59.837	12-	29.861	97.8	57.621	91.9	32.975	94.7	2:00.457							
5-	29.518	106.2	56.466	93.3	32.888	96.8	1:58.872	13-	29.084	105.7	58.238	82.4	34.436	95.6	2:01.758							
6-	29.686	106.0	56.831	92.7	32.806	96.1	1:59.323	14-	29.311	106.2	56.741	92.8	33.315	95.7	1:59.367							
7-	29.353	106.4	57.017	92.9	33.222	96.6	1:59.592	15-	32.034	102.6	56.707	92.7	33.022	95.5	2:01.763							
8-	29.702	105.7	56.448	92.9	32.975	96.6	1:59.125	16-	29.544	105.4	57.159	92.3	33.391	94.0	2:00.094							
4	Ben WINROW											Pyromotorsport										
1-	103.1	55.468	91.3	32.986	97.5	2:02.554																
7	Charlie BUTLER-HENDERSON											Advent MTS										
1-	100.9	56.927	91.2	32.958	95.2	2:07.746	9-	29.443	104.2	56.294	91.6	32.731	94.8	1:58.468								
2-	29.411	103.4	56.643	90.3	32.969	95.3	1:59.023	10-	29.372	104.7	56.200	91.9	32.752	94.8	1:58.324							
3-	29.660	103.9	56.400	90.9	32.875	94.4	1:58.935	11-	29.444	104.2	56.384	92.4	32.778	95.3	1:58.606							
4-	29.477	103.7	56.366	92.1	32.823	94.8	1:58.666	12-	29.260	104.4	56.171	91.2	32.754	93.7	1:58.185							
5-	29.497	103.6	56.404	90.2	32.633	94.9	1:58.534	13-	29.402	104.0	55.867	90.1	32.924	94.9	1:58.193							
6-	29.448	104.4	56.182	91.1	32.645	94.8	1:58.275	14-	29.324	104.7	56.138	90.4	32.668	94.4	1:58.130							
7-	29.282	104.9	55.982	92.8	32.804	95.6	1:58.068	15-	29.394	103.9	56.155	91.1	32.953	94.1	1:58.502							
8-	29.727	102.5	56.203	90.2	32.802	95.3	1:58.732	16-	29.401	103.9	56.012	91.7	32.737	94.9	1:58.150							
8	Tony DRON											Tech 9										
1-	102.0	59.508	90.3	34.150	93.7	2:13.616	9-	30.182	104.2	58.454	90.2	33.597	93.5	2:02.233								
2-	31.552	103.4	1:00.520	91.2	33.921	94.4	2:05.993	10-	30.277	103.6	58.741	88.5	33.413	93.9	2:02.431							
3-	30.694	104.0	59.199	85.9	34.778	92.9	2:04.671	11-	30.006	103.7	58.351	90.0	33.371	94.5	2:01.728							
4-	30.612	103.6	58.509	90.1	34.109	93.6	2:03.230	12-	30.125	103.4	58.396	86.3	33.389	94.1	2:01.910							
5-	30.807	99.0	1:00.015	88.0	34.033	93.7	2:04.855	13-	29.934	103.6	58.483	86.1	33.834	93.9	2:02.251							
6-	30.223	104.2	58.762	87.4	33.769	93.5	2:02.754	14-	29.709	104.5	58.508	89.6	33.367	94.4	2:01.584							
7-	30.471	103.7	58.529	88.0	34.458	92.1	2:03.458	15-	29.599	104.2	57.872	88.2	33.734	94.0	2:01.205							
8-	30.552	103.7	58.173	91.2	33.769	94.0	2:02.494	16-	29.723	104.4	58.005	87.7	40.687	54.6	2:08.415							
9	Gareth HOWELL											Tech 9										
1-	103.7	55.851	92.1	32.437	98.0	2:02.776	9-	29.176	102.9	56.274	91.9	32.814	96.3	1:58.264								
2-	28.905	102.0	57.073	91.3	32.841	96.8	1:58.819	10-	29.385	101.7	56.482	91.4	32.895	96.4	1:58.762							
3-	29.312	101.8	56.926	91.4	32.661	96.1	1:58.899	11-	29.185	102.3	56.597	91.2	32.883	97.3	1:58.665							
4-	29.246	102.3	56.708	91.9	32.638	96.3	1:58.592	12-	29.478	101.1	56.791	91.8	32.732	96.1	1:59.001							
5-	29.317	101.7	56.385	91.9	32.753	96.4	1:58.455	13-	29.240	101.7	56.479	91.3	32.634	96.6	1:58.353							
6-	29.136	102.8	56.398	92.1	32.968	95.7	1:58.502	14-	29.056	102.9	56.570	91.4	32.941	96.4	1:58.567							
7-	29.202	103.2	56.493	92.2	32.711	96.3	1:58.406	15-	28.914	102.6	56.893	90.8	32.864	95.9	1:58.671							
8-	29.370	101.8	56.458	91.9	32.723	96.1	1:58.551	16-	29.179	102.0	56.502	91.4	32.880	97.4	1:58.561							
11	Sarah FRANKLIN											Reflex Racing GB										
1-	101.1	1:00.675	91.8	34.887	95.1	2:16.629	9-	30.209	99.0	59.076	90.2	33.895	95.7	2:03.180								
2-	31.130	100.9	1:00.408	90.9	34.019	95.7	2:05.557	10-	30.186	100.5	58.791	90.7	34.096	95.3	2:03.073							
3-	31.017	100.8	59.327	91.6	34.405	94.7	2:04.749	11-	30.284	100.2	59.474	91.2	34.142	95.1	2:03.900							
4-	31.429	99.9	59.506	90.6	34.127	95.2	2:05.062	12-	30.390	101.1	58.986	90.3	33.998	95.3	2:03.374							
5-	31.012	99.4	59.659	90.1	34.091	95.5	2:04.762	13-	30.251	100.8	59.070	91.3	34.066	95.3	2:03.387							
6-	31.732	98.4	1:00.018	90.8	34.097	95.3	2:05.847	14-	30.357	100.3	59.320	90.9	33.981	95.1	2:03.658							
7-	30.688	101.2	59.539	90.6	34.042	96.1	2:04.269	15-	30.714	99.9	59.214	91.1	33.963	95.7	2:03.891							
8-	30.496	99.3	59.394	90.3	33.855	95.3	2:03.745	16-	30.689	100.8	59.088	91.2	34.032	95.6	2:03.809							
22	Benny SIMONSEN											Pulce										
1-	98.5	56.654	92.7	33.860	96.4	2:15.767	9-	29.092	103.6	55.944	92.8	32.576	96.1	1:57.612								
2-	29.532	103.6	59.271	92.3	32.763	95.6	2:01.566	10-	28.978	103.9	55.894	92.7	32.699	96.4	1:57.571							
3-	28.997	104.2	56.837	93.3	33.105	95.6	1:58.939	11-	28.898	104.5	55.793	92.6	32.630	97.0	1:57.321							
4-	28.694	104.2	55.643	93.3	32.776	96.8	1:57.113	12-	28.826	104.9	55.985	90.9	32.939	96.6	1:57.750							
5-	28.515	104.7	57.048	92.2	32.471	96.1	1:58.034	13-	28.786	104.5	57.114	91.7	32.969	96.4	1:58.869							
6-	29.670	103.2	56.129	92.6	32.740	95.7	1:58.539	14-	28.830	104.5	55.768	91.8	32.798	96.0	1:57.396							
7-	29.136	103.9	55.934	92.7	32.769	96.3	1:57.839	15-	28.809	104.5	55.842	92.9	32.688	96.3	1:57.339							
8-	28.884	103.6	55.797	92.8	32.963	96.0	1:57.644	16-	28.759	104.7	55.976	93.1	32.718	96.8	1:57.453							

Weather / Track : Bright / Dry

Oulton Park International
Circuit Length = 2.6920 miles
Start: 14:55 End: 15:29

Trofeo Abarth 500 GB Championship

RACE 2 - ROUND 1 - SECTOR ANALYSIS

45	Josh WAKEFIELD					Advent MTS									
1-	103.4	58.501	90.2	33.426	94.9	2:10.949	9-	29.064	104.4	56.620	91.4	32.963	93.9	1:58.647	
2-	29.443	104.7	58.299	91.1	33.157	95.3	2:00.899	10-	29.343	103.7	56.573	92.1	32.772	95.6	1:58.688
3-	29.681	104.5	57.596	90.8	33.026	94.9	2:00.303	11-	29.166	104.7	56.581	91.7	33.172	83.5	1:58.919
4-	29.385	103.7	57.708	91.1	33.159	95.5	2:00.252	12-	29.566	104.2	56.999	90.1	33.060	94.0	1:59.625
5-	29.308	103.2	58.109	91.6	32.913	95.9	2:00.330	13-	29.568	103.6	57.319	90.9	32.837	95.9	1:59.724
6-	29.274	104.4	57.119	92.1	32.847	95.7	1:59.240	14-	29.715	103.2	57.734	91.1	32.989	94.5	2:00.438
7-	29.282	104.2	57.061	91.7	32.982	95.9	1:59.325	15-	29.066	104.2	57.192	91.4	33.003	94.7	1:59.261
8-	29.078	104.5	57.052	90.9	32.829	95.7	1:58.959	16-	29.291	103.9	57.078	91.6	32.850	95.3	1:59.219
55	James BLYTH					Advent MTS									
1-	100.3	57.002	93.2	32.673	95.2	2:06.893	9-	29.582	102.5	56.369	91.7	32.765	94.0	1:58.716	
2-	29.531	100.5	56.723	92.4	32.891	94.9	1:59.145	10-	29.304	102.5	56.267	92.1	32.842	94.8	1:58.413
3-	29.525	102.0	56.339	92.9	32.786	94.9	1:58.650	11-	29.437	102.5	57.199	92.3	32.801	96.0	1:59.437
4-	29.576	100.9	56.305	91.7	32.911	95.3	1:58.792	12-	29.307	102.5	58.827	87.8	33.129	94.7	2:01.263
5-	29.416	100.8	56.263	91.4	32.759	94.7	1:58.438	13-	29.213	102.3	57.975	91.3	33.182	94.7	2:00.370
6-	29.472	102.0	56.273	92.1	32.781	94.7	1:58.526	14-	29.317	101.8	56.323	92.9	33.122	95.1	1:58.762
7-	29.429	102.6	56.002	92.8	32.861	95.1	1:58.292	15-	29.402	101.1	56.627	92.8	33.333	91.8	1:59.362
8-	29.415	102.1	56.200	92.2	32.860	95.1	1:58.475	16-	29.591	101.5	57.497	92.1	33.335	93.2	2:00.423
72	Cassey WATSON					Lunar Racing									
1-	99.3	57.989	91.8	32.975	94.1	2:09.111	9-	29.724	102.9	57.376	92.9	33.221	93.9	2:00.321	
2-	30.149	101.5	58.085	91.7	33.369	93.7	2:01.603	10-	29.865	101.5	57.698	91.8	33.358	93.9	2:00.921
3-	30.077	101.8	58.920	92.6	33.205	94.9	2:02.202	11-	30.231	101.5	57.962	91.8	33.267	93.7	2:01.460
4-	30.152	102.1	57.261	91.8	34.131	95.9	2:01.544	12-	30.090	101.5	58.045	90.8	33.411	93.3	2:01.546
5-	29.660	103.1	57.484	91.8	33.176	94.1	2:00.320	13-	30.061	101.8	57.981	91.4	33.420	94.0	2:01.462
6-	29.966	103.4	58.551	91.9	33.495	94.3	2:02.012	14-	31.589	102.6	58.437	91.6	33.632	93.5	2:03.658
7-	29.897	103.4	57.633	92.1	33.244	95.1	2:00.774	15-	30.316	102.0	58.640	91.4	33.771	93.3	2:02.727
8-	29.748	103.1	57.606	91.6	33.200	94.7	2:00.554	16-	30.448	101.8	58.468	91.6	33.599	96.1	2:02.515
77	Jason GREATREX					Redline Racing									
1-	92.4	1:01.845	85.9	34.262	96.4	2:25.292	9-	29.186	102.8	57.155	91.7	33.059	96.4	1:59.400	
2-	30.047	102.8	57.984	92.1	33.466	95.7	2:01.497	10-	29.180	102.9	57.047	91.1	33.203	96.4	1:59.430
3-	29.673	102.3	57.613	92.2	33.180	96.4	2:00.466	11-	29.350	102.5	57.112	91.8	33.023	95.7	1:59.485
4-	29.882	102.5	56.876	92.3	33.024	96.0	1:59.782	12-	29.260	103.2	57.128	91.8	33.228	95.2	1:59.616
5-	29.641	102.5	57.018	91.4	33.194	95.6	1:59.853	13-	29.011	104.2	57.373	92.1	33.280	97.5	1:59.664
6-	29.476	102.0	57.215	91.9	33.152	95.3	1:59.843	14-	29.831	102.1	57.476	92.4	33.426	95.7	2:00.733
7-	29.942	103.1	57.060	92.1	33.185	96.3	2:00.187	15-	29.843	102.1	58.734	92.1	33.787	95.6	2:02.364
8-	29.479	102.5	57.078	91.7	33.074	95.6	1:59.631	16-	29.606	103.1	57.839	91.9	34.292	82.1	2:01.737
81	Matt SHEAD					CMS									
1-	95.2	1:02.855	91.4	33.876	94.9	2:23.203	9-	29.543	102.5	58.315	91.1	33.675	94.8	2:01.533	
2-	30.300	100.6	59.258	91.1	34.359	95.2	2:03.917	10-	29.576	101.4	58.460	90.9	33.592	95.1	2:01.628
3-	30.760	102.0	58.876	91.3	33.864	94.1	2:03.500	11-	29.812	102.1	58.269	90.7	33.449	94.5	2:01.530
4-	30.228	101.4	58.675	90.7	33.861	95.5	2:02.764	12-	29.784	103.1	58.807	89.4	33.552	94.1	2:02.143
5-	30.015	102.5	59.729	91.4	33.988	95.7	2:03.732	13-	29.613	103.4	58.214	90.7	33.656	95.9	2:01.483
6-	30.754	101.4	58.331	90.8	33.488	94.7	2:02.573	14-	29.692	102.6	58.746	90.4	33.535	93.6	2:01.973
7-	29.641	101.8	58.591	90.8	33.792	94.0	2:02.024	15-	29.279	102.8	58.344	91.2	33.523	94.3	2:01.146
8-	29.700	101.7	58.627	90.6	33.629	94.4	2:01.956	16-	29.444	103.6	58.485	90.4	34.847	93.9	2:02.776
82	Fiona LEGGATE					CMS									
1-	72.5	1:13.409	73.4	ln		2:47.179 P									
93	John WILLIAMS					Lunar Racing									
1-	96.7	1:04.846	88.0	36.725	92.7	2:27.538	9-	30.847	100.3	1:00.943	88.8	35.717	96.6	2:07.507	
2-	31.932	100.0	1:03.415	88.8	35.525	95.6	2:10.872	10-	30.483	100.6	1:00.656	89.2	34.663	94.8	2:05.802
3-	32.063	99.3	1:03.093	88.4	35.126	92.7	2:10.282	11-	32.725	99.0	1:03.201	80.7	35.462	93.9	2:11.388
4-	31.732	99.1	1:02.750	88.4	35.777	96.7	2:10.259	12-	30.948	100.2	1:01.312	89.4	34.793	94.8	2:07.053
5-	31.410	99.6	1:03.036	87.8	34.805	96.1	2:09.251	13-	31.318	100.5	1:01.554	89.2	34.947	94.7	2:07.819
6-	31.643	100.8	1:02.945	88.5	34.881	95.2	2:09.469	14-	32.620	92.4	1:02.200	89.8	34.786	95.2	2:09.606
7-	31.485	99.9	1:02.425	88.7	35.236	94.5	2:09.146	15-	31.391	98.1	1:02.646	88.7	35.307	95.2	2:09.344
8-	30.838	99.6	1:01.135	89.5	34.519	94.5	2:06.492								

Weather / Track : Bright / Dry

Oulton Park International
Circuit Length = 2.6920 miles
Start: 14:55 End: 15:29

Trofeo Abarth 500 GB Championship

RACE 2 - ROUND 1 - BEST SECTOR TIMES

SECTOR 1				SECTOR 2				SECTOR 3				IDEAL / BEST COMPARISON			
POS	NO	NAME	TIME	NO	NAME	TIME	NO	NAME	TIME	POS	NO	NAME	IDEAL	BEST	DIFF
1	22	SIMONSEN	28.515	4	WINROW	55.468	9	HOWELL	32.437	1	22	SIMONSEN	1:56.629	1:57.113	0.484
2	4	WINROW	28.811	22	SIMONSEN	55.643	22	SIMONSEN	32.471	2	9	HOWELL	1:57.193	1:58.264	1.071
3	9	HOWELL	28.905	9	HOWELL	55.851	7	BUTLER-HENDERS	32.633	3	4	WINROW	1:57.265		
4	77	GREATREX	29.011	7	BUTLER-HENDERS	55.867	55	BLYTH	32.673	4	7	BUTLER-HENDER	1:57.760	1:58.068	0.308
5	45	WAKEFIELD	29.064	55	BLYTH	56.002	45	WAKEFIELD	32.772	5	55	BLYTH	1:57.888	1:58.292	0.404
6	2	SMITH	29.084	2	SMITH	56.308	2	SMITH	32.806	6	2	SMITH	1:58.198	1:58.872	0.674
7	55	BLYTH	29.213	45	WAKEFIELD	56.573	72	WATSON	32.975	7	45	WAKEFIELD	1:58.409	1:58.647	0.238
8	7	BUTLER-HENDERS	29.260	77	GREATREX	56.876	4	WINROW	32.986	8	77	GREATREX	1:58.910	1:59.400	0.490
9	81	SHEAD	29.279	72	WATSON	57.261	77	GREATREX	33.023	9	72	WATSON	1:59.896	2:00.320	0.424
10	8	DRON	29.599	8	DRON	57.872	8	DRON	33.367	10	8	DRON	2:00.838	2:01.205	0.367
11	72	WATSON	29.660	81	SHEAD	58.214	81	SHEAD	33.449	11	81	SHEAD	2:00.942	2:01.146	0.204
12	11	FRANKLIN	30.186	11	FRANKLIN	58.791	11	FRANKLIN	33.855	12	11	FRANKLIN	2:02.832	2:03.073	0.241
13	93	WILLIAMS	30.483	93	WILLIAMS	1:00.656	93	WILLIAMS	34.519	13	93	WILLIAMS	2:05.658	2:05.802	0.144
14	82	LEGGATE	43.215	82	LEGGATE	1:13.409	82	LEGGATE	1:29.927	14	82	LEGGATE	3:26.551		
													Perfect Lap		1:56.420

Weather / Track : Bright / Dry

Oulton Park International
Circuit Length = 2.6920 miles
Start: 14:55 End: 15:29

Trofeo Abarth 500 GB Championship
RACE 2 - ROUND 1 - SPEED TRAPS

SECTOR 1				SECTOR 2			FINISH LINE		
POS	NO	NAME	MPH	NO	NAME	MPH	NO	NAME	MPH
1	2	Paul SMITH	106.5	2	Paul SMITH	93.6	9	Gareth HOWELL	98.0
2	7	Charlie BUTLER-HENDERSON	104.9	22	Benny SIMONSEN	93.3	2	Paul SMITH	97.7
3	22	Benny SIMONSEN	104.9	55	James BLYTH	93.2	4	Ben WINROW	97.5
4	45	Josh WAKEFIELD	104.7	72	Cassey WATSON	92.9	77	Jason GREATREX	97.5
5	8	Tony DRON	104.5	7	Charlie BUTLER-HENDERSON	92.8	22	Benny SIMONSEN	97.0
6	77	Jason GREATREX	104.2	77	Jason GREATREX	92.4	93	John WILLIAMS	96.7
7	9	Gareth HOWELL	103.7	9	Gareth HOWELL	92.2	11	Sarah FRANKLIN	96.1
8	81	Matt SHEAD	103.6	45	Josh WAKEFIELD	92.1	72	Cassey WATSON	96.1
9	72	Cassey WATSON	103.4	11	Sarah FRANKLIN	91.8	55	James BLYTH	96.0
10	4	Ben WINROW	103.1	81	Matt SHEAD	91.4	45	Josh WAKEFIELD	95.9
11	55	James BLYTH	102.6	4	Ben WINROW	91.3	81	Matt SHEAD	95.9
12	11	Sarah FRANKLIN	101.2	8	Tony DRON	91.2	7	Charlie BUTLER-HENDERSON	95.6
13	93	John WILLIAMS	100.8	93	John WILLIAMS	89.8	8	Tony DRON	94.5
14	82	Fiona LEGGATE	72.5	82	Fiona LEGGATE	73.4	82	Fiona LEGGATE	30.4

Weather / Track : Bright / Dry

Oulton Park International
 Circuit Length = 2.6920 miles
 Start: 14:55 End: 15:29

Trofeo Abarth 500 GB Championship


RACE 2 - ROUND 1 - POSITION CHART

No	Name	Pos	Laps															
			1	2	3	4	5	6	7	8	9	10	11	12	13	14	15	16
4	Ben WINROW	1	4	9	9	9	9	9	9	9	9	9	9	9	9	9	9	9
9	Gareth HOWELL	2	9	55	55	55	55	55	55	55	55	55	55	7	7	7	7	7
55	James BLYTH	3	55	7	7	7	7	7	7	7	7	7	7	55	55	22	22	22
7	Charlie BUTLER-HEND	4	7	72	45	45	22	22	22	22	22	22	22	22	55	55	55	55
72	Cassey WATSON	5	72	45	72	22	45	45	45	45	45	45	45	45	45	45	45	45
45	Josh WAKEFIELD	6	45	2	22	72	72	2	2	2	2	2	2	2	2	2	2	2
8	Tony DRON	7	8	22	2	2	2	72	72	72	72	72	72	72	72	77	77	77
2	Paul SMITH	8	2	8	8	77	77	77	77	77	77	77	77	77	77	72	72	72
22	Benny SIMONSEN	9	22	11	11	8	8	8	8	8	8	8	8	8	8	8	8	81
11	Sarah FRANKLIN	10	11	77	77	11	11	81	81	81	81	81	81	81	81	81	81	8
81	Matt SHEAD	11	81	81	81	81	81	11	11	11	11	11	11	11	11	11	11	11
77	Jason GREATREX	12	77	93	93	93	93	93	93	93	93	93	93	93	93	93	93	93
93	John WILLIAMS	13	93															
82	Fiona LEGGATE	14	82															

Weather / Track : Bright / Dry

Oulton Park International
 Circuit Length = 2.6920 miles
 Start: 14:55 End: 15:29

Trofeo Abarth 500 GB Championship
RACE 10 - ROUND 2 - GRID - AMENDED

ROW 7	93 John WILLIAMS	82 Fiona LEGGATE
ROW 6	4 Ben WINROW	11 Sarah FRANKLIN
ROW 5	81 Matt SHEAD	8 Tony DRON
ROW 4	77 Jason GREATREX	72 Cassey WATSON
ROW 3	45 Josh WAKEFIELD	2 Paul SMITH
ROW 2	9 Gareth HOWELL	55 James BLYTH
ROW 1	22 Benny SIMONSEN	7 Charlie BUTLER-HENDERSON
Pole		
		

Oulton Park International
Circuit Length = 2.6920 miles

These results are provisional until the conclusion of any judicial and technical matters.

Clerk of Course :		Timekeeper :
-------------------	--	--------------

Trofeo Abarth 500 GB Championship

RACE 10 - ROUND 2 - CLASSIFICATION

POS	NO	CL	DRIVER / TEAM	CAR	LAPS	TIME	GAP	DIFF	MPH	BEST	ON
1	9		Gareth HOWELL Tech 9	ABARTH 500 AC	16	31:23.300			82.33	1:56.938	11
2	22		Benny SIMONSEN Pulce	ABARTH 500 AC	16	31:28.024	4.724	4.724	82.12	1:56.177	5
3	4		Ben WINROW Pyromotorsport	ABARTH 500 AC	16	31:29.116	5.816	1.092	82.08	1:57.036	5
4	7		Charlie BUTLER-HENDERSON Advent MTS	ABARTH 500 AC	16	31:37.399	14.099	8.283	81.72	1:57.629	7
5	77		Jason GREATREX Redline Racing	ABARTH 500 AC	16	32:06.131	42.831	28.732	80.50	1:58.636	6
6	45		Josh WAKEFIELD Advent MTS	ABARTH 500 AC	16	32:06.374	43.074	0.243	80.49	1:58.257	10
7	82		Fiona LEGGATE CMS	ABARTH 500 AC	16	32:18.389	55.089	12.015	79.99	1:59.574	7
8	8		Tony DRON Tech 9	ABARTH 500 AC	16	32:33.842	1:10.542	15.453	79.36	1:59.718	10
9	11		Sarah FRANKLIN Reflex Racing GB	ABARTH 500 AC	16	32:58.459	1:35.159	24.617	78.37	2:01.136	9
10	72		Cassey WATSON Lunar Racing	ABARTH 500 AC	16	33:16.851	1:53.551	18.392	77.65	1:59.358	6
11	81		Matt SHEAD CMS	ABARTH 500 AC	15	33:09.364	1 lap	1 lap	73.07	2:01.679	8
NOT CLASSIFIED											
DNF	55		James BLYTH Advent MTS	ABARTH 500 AC	11	25:20.973	5 laps	4 laps	70.08	2:06.079	10
DNF	2		Paul SMITH Mardi Gras	ABARTH 500 AC	2	8:23.552	14 laps	9 laps	38.49		
FASTEST LAP											
	22		Benny SIMONSEN Pulce	ABARTH 500 AC	5	1:56.177			83.41 mph	134.24 kph	

Weather / Track : Cloudy / Dry
 These results are provisional until the conclusion of any judicial and technical matters.

Oulton Park International
 Circuit Length = 2.6920 miles
 Start: 13:58 End: 14:31

Clerk of Course :		Timekeeper :
-------------------	--	--------------

Trofeo Abarth 500 GB Championship
RACE 10 - ROUND 2 - LAP CHART

Lap 1			Lap 2			Lap 3			Lap 4			Lap 5		
No	Behind	Laptime	No	Behind	Laptime	No	Behind	Laptime	No	Behind	Laptime	No	Behind	Laptime
9		2:04.227	9		1:57.192	9		1:57.727	9		1:57.213	9		1:57.011
22	2.354	2:06.581	22	2.807	1:57.645	22	2.047	1:56.967	22	1.261	1:56.427	22	0.427	1:56.177
7	2.838	2:07.065	7	3.771	1:58.125	7	3.901	1:57.857	4	4.276	1:57.349	4	4.301	1:57.036
4	3.882	2:08.109	4	4.360	1:57.670	4	4.140	1:57.507	7	5.293	1:58.605	7	5.990	1:57.708
77	5.777	2:10.004	77	10.119	2:01.534	77	12.712	2:00.320	55	1 LAP	2:12.392	77	17.753	1:59.684
72	6.884	2:11.111	72	10.459	2:00.767	45	13.591	1:59.351	77	15.080	1:59.581	45	18.232	2:00.003
8	8.839	2:13.066	45	11.967	1:59.913	72	13.815	2:01.083	45	15.240	1:58.862	72	19.879	2:00.329
45	9.246	2:13.473	8	14.496	2:02.849	82	18.848	2:00.934	72	16.561	1:59.959	82	25.137	2:00.016
82	11.930	2:16.157	82	15.641	2:00.903	8	20.086	2:03.317	82	22.132	2:00.497	55	1 LAP	2:14.121
11	13.999	2:18.226	11	20.552	2:03.745	11	26.283	2:03.458	8	25.852	2:02.979	8	30.357	2:01.516
55	16.757	2:20.984 P	81	1 LAP	4:28.933	81	1 LAP	2:04.699	2	2 LAPS	5:29.983 P	11	38.579	2:03.305
2	49.342	2:53.569 P	55	1:50.841	3:31.276				11	32.285	2:03.215	81	1 LAP	2:04.723
									81	1 LAP	2:03.473			

Weather / Track : Cloudy / Dry

Oulton Park International
Circuit Length = 2.6920 miles
Start: 13:58 End: 14:31

Trofeo Abarth 500 GB Championship
RACE 10 - ROUND 2 - LAP CHART

Lap 6			Lap 7			Lap 8			Lap 9			Lap 10		
No	Behind	Laptime	No	Behind	Laptime	No	Behind	Laptime	No	Behind	Laptime	No	Behind	Laptime
22		1:57.155	22		1:57.121	22		1:57.170	22		1:57.319	22		1:57.233
9	0.275	1:57.857	9	0.181	1:57.027	9	0.254	1:57.243	9	0.189	1:57.254	9	0.203	1:57.247
4	3.795	1:57.076	4	3.972	1:57.298	4	3.954	1:57.152	4	4.009	1:57.374	4	4.063	1:57.287
7	6.306	1:57.898	7	6.814	1:57.629	7	7.430	1:57.786	7	8.090	1:57.979	7	9.190	1:58.333
77	18.807	1:58.636	77	20.738	1:59.052	77	22.375	1:58.807	77	24.138	1:59.082	77	25.964	1:59.059
45	19.271	1:58.621	45	22.440	2:00.290	45	24.134	1:58.864	45	25.261	1:58.446	45	26.285	1:58.257
72	21.655	1:59.358	72	24.126	1:59.592	72	26.639	1:59.683	72	28.870	1:59.550	72	32.590	2:00.953
82	27.400	1:59.845	82	29.853	1:59.574	82	33.197	2:00.514	82	36.121	2:00.243	82	39.168	2:00.280
8	33.077	2:00.302	8	37.894	2:01.938	8	41.246	2:00.522	8	44.688	2:00.761	8	47.173	1:59.718
55	1 LAP	2:10.358	11	48.520	2:01.953	11	53.216	2:01.866	11	57.033	2:01.136	11	1:01.717	2:01.917
11	43.688	2:02.691	55	1 LAP	2:09.129	55	1 LAP	2:07.504	81	1 LAP	2:01.679	81	1 LAP	2:02.415
81	1 LAP	2:03.100	81	1 LAP	2:02.078	81	1 LAP	2:02.030	55	1 LAP	2:08.984	55	1 LAP	2:06.552

Weather / Track : Cloudy / Dry

Oulton Park International
Circuit Length = 2.6920 miles
Start: 13:58 End: 14:31

Trofeo Abarth 500 GB Championship
RACE 10 - ROUND 2 - LAP CHART

Lap 11			Lap 12			Lap 13			Lap 14			Lap 15		
No	Behind	Laptime	No	Behind	Laptime	No	Behind	Laptime	No	Behind	Laptime	No	Behind	Laptime
22		1:56.873	22		1:57.087	22		1:56.969	9		1:56.962	9		1:57.350
9	0.268	1:56.938	9	0.268	1:57.087	9	0.294	1:56.995	22	3.685	2:00.941	22	4.546	1:58.211
4	4.649	1:57.459	4	5.249	1:57.687	4	6.273	1:57.993	4	6.542	1:57.525	4	6.475	1:57.283
7	10.731	1:58.414	7	11.631	1:57.987	7	12.999	1:58.337	7	13.658	1:57.915	7	14.096	1:57.788
77	28.051	1:58.960	77	31.998	2:01.034	77	35.240	2:00.211	77	38.869	2:00.885	77	41.928	2:00.409
45	28.219	1:58.807	45	35.549	2:04.417	45	37.859	1:59.279	45	39.055	1:58.452	45	42.124	2:00.419
82	42.465	2:00.170	82	45.225	1:59.847	82	48.013	1:59.757	82	50.928	2:00.171	82	53.461	1:59.883
72	43.966	2:08.249	8	53.897	2:00.554	8	58.088	2:01.160	8	1:02.244	2:01.412	8	1:07.147	2:02.253
8	50.430	2:00.130	72	55.891	2:09.012	72	1:10.359	2:11.437	72	1:23.241	2:10.138	11	1:30.556	2:03.468
11	1:06.435	2:01.591	11	1:10.722	2:01.374	11	1:19.591	2:05.838	11	1:24.438	2:02.103	72	1:38.150	2:12.259
81	1 LAP	2:02.989	81	1 LAP	2:02.453	81	1 LAP	2:02.807	81	1 LAP	2:02.759	81	1 LAP	2:02.291
55	1 LAP	2:06.079	55	1 LAP	2:13.594 P									

Weather / Track : Cloudy / Dry

Oulton Park International
 Circuit Length = 2.6920 miles
 Start: 13:58 End: 14:31

Trofeo Abarth 500 GB Championship
RACE 10 - ROUND 2 - LAP CHART

Lap 16		
No	Behind	Laptime
9		1:57.970
22	4.724	1:58.148
4	5.816	1:57.311
7	14.099	1:57.973
77	42.831	1:58.873
45	43.074	1:58.920
82	55.089	1:59.598
8	1:10.542	2:01.365
11	1:35.159	2:02.573
81	1 LAP	2:02.935
72	1:53.551	2:13.371

Weather / Track : Cloudy / Dry

Oulton Park International
Circuit Length = 2.6920 miles
Start: 13:58 End: 14:31

Trofeo Abarth 500 GB Championship
RACE 10 - ROUND 2 - SECTOR ANALYSIS

2	Paul SMITH					Mardi Gras									
1 -	90.4	1:08.181	<i>69.5</i>	In	2:53.569 P	2 -	Out	<i>103.6</i>	<i>1:01.739</i>	55.4	In	5:29.983 P			
4	Ben WINROW					Pyromotorsport									
1 -	102.1	56.464	92.8	32.528	96.4	2:08.109	9 -	28.944	101.1	56.087	92.1	32.343	95.9	1:57.374	
2 -	29.205	103.7	56.138	92.4	32.327	<i>97.7</i>	1:57.670	10 -	28.897	103.1	55.972	91.6	32.418	95.1	1:57.287
3 -	29.093	<i>104.5</i>	55.966	<i>93.6</i>	32.448	96.4	1:57.507	11 -	28.969	103.1	56.000	91.8	32.490	95.3	1:57.459
4 -	29.628	103.4	<i>55.529</i>	93.2	<i>32.192</i>	96.0	1:57.349	12 -	29.052	102.9	56.154	91.6	32.481	95.3	1:57.687
5 -	28.897	103.7	55.888	91.7	32.251	96.3	<i>1:57.036</i>	13 -	29.199	103.1	56.184	91.9	32.610	95.5	1:57.993
6 -	28.949	103.1	55.829	92.4	32.298	96.3	1:57.076	14 -	28.943	103.7	56.191	92.4	32.391	95.5	1:57.525
7 -	29.090	103.1	55.893	92.3	32.315	95.6	1:57.298	15 -	28.893	103.2	55.870	91.3	32.520	95.5	1:57.283
8 -	<i>28.844</i>	102.9	56.018	91.9	32.290	95.9	1:57.152	16 -	28.943	104.0	55.945	91.8	32.423	95.7	1:57.311
7	Charlie BUTLER-HENDERSON					Advent MTS									
1 -	99.3	57.521	92.9	32.883	94.3	2:07.065	9 -	<i>29.225</i>	104.2	56.052	91.7	32.702	94.0	1:57.979	
2 -	29.547	104.4	56.002	92.1	32.576	<i>94.5</i>	1:58.125	10 -	29.516	103.7	55.872	92.2	32.945	92.3	1:58.333
3 -	29.274	103.9	55.882	<i>93.5</i>	32.701	93.2	1:57.857	11 -	29.468	104.4	56.171	91.9	32.775	93.3	1:58.414
4 -	30.276	104.2	55.761	93.3	32.568	93.6	1:58.605	12 -	29.281	103.9	55.880	92.2	32.826	92.4	1:57.987
5 -	29.695	101.5	<i>55.548</i>	92.2	<i>32.465</i>	94.4	1:57.708	13 -	29.274	104.5	56.130	91.8	32.933	92.9	1:58.337
6 -	29.348	104.2	55.874	92.1	32.676	93.5	1:57.898	14 -	29.247	104.2	55.909	91.6	32.759	93.6	1:57.915
7 -	29.294	104.2	55.810	91.9	32.525	93.6	<i>1:57.629</i>	15 -	29.358	104.0	55.683	91.9	32.747	93.7	1:57.788
8 -	29.382	103.7	55.812	92.9	32.592	93.6	1:57.786	16 -	29.325	<i>105.2</i>	55.842	91.7	32.806	92.2	1:57.973
8	Tony DRON					Tech 9									
1 -	103.1	59.132	91.1	33.552	93.3	2:13.066	9 -	29.798	103.6	57.811	90.1	33.152	93.1	2:00.761	
2 -	30.675	103.1	58.300	<i>92.4</i>	33.874	92.2	2:02.849	10 -	30.082	103.7	<i>56.923</i>	91.8	<i>32.713</i>	96.0	<i>1:59.718</i>
3 -	30.161	103.4	57.679	91.8	35.477	89.4	2:03.317	11 -	30.097	103.6	56.942	92.1	33.091	92.2	2:00.130
4 -	30.704	103.4	58.238	87.5	34.037	91.8	2:02.979	12 -	29.780	103.9	57.550	91.7	33.224	92.9	2:00.554
5 -	30.066	103.9	57.911	89.6	33.539	91.9	2:01.516	13 -	30.082	103.9	57.957	90.6	33.121	<i>97.0</i>	2:01.160
6 -	29.888	104.0	57.410	90.4	33.004	93.6	2:00.302	14 -	30.432	103.9	57.852	91.1	33.128	93.5	2:01.412
7 -	<i>29.634</i>	<i>104.2</i>	58.907	89.6	33.397	92.8	2:01.938	15 -	30.095	103.6	58.838	91.4	33.320	93.3	2:02.253
8 -	29.895	103.2	57.579	90.7	33.048	93.2	2:00.522	16 -	30.079	102.6	58.062	90.7	33.224	96.7	2:01.365
9	Gareth HOWELL					Tech 9									
1 -	101.1	56.293	91.9	32.522	95.7	2:04.227	9 -	28.930	104.0	55.741	93.2	32.583	95.5	1:57.254	
2 -	29.103	102.3	55.783	92.9	32.306	96.0	1:57.192	10 -	29.112	104.2	55.750	93.2	32.385	97.0	1:57.247
3 -	29.099	102.6	56.039	93.1	32.589	95.6	1:57.727	11 -	28.963	104.0	55.715	92.4	<i>32.260</i>	97.7	<i>1:56.938</i>
4 -	29.071	103.2	55.628	93.2	32.514	96.3	1:57.213	12 -	29.036	103.7	55.649	93.2	32.402	96.6	1:57.087
5 -	28.830	102.6	55.740	92.9	32.441	96.7	1:57.011	13 -	28.844	<i>104.4</i>	55.718	<i>93.6</i>	32.433	<i>97.8</i>	1:56.995
6 -	<i>28.766</i>	102.8	55.870	92.4	33.221	96.3	1:57.857	14 -	29.019	103.1	55.592	91.4	32.351	96.4	1:56.962
7 -	29.026	102.6	<i>55.591</i>	<i>93.6</i>	32.410	95.6	1:57.027	15 -	28.875	102.8	55.688	92.7	32.787	96.8	1:57.350
8 -	29.088	102.9	55.780	93.2	32.375	97.0	1:57.243	16 -				92.7	33.066	92.4	1:57.970
11	Sarah FRANKLIN					Reflex Racing GB									
1 -	98.0	1:01.459	92.1	35.165	94.0	2:18.226	9 -	<i>29.886</i>	100.2	<i>57.881</i>	91.3	33.369	93.9	<i>2:01.136</i>	
2 -	30.933	100.0	59.116	91.3	33.696	94.7	2:03.745	10 -	30.315	101.2	58.326	91.4	<i>33.276</i>	93.7	2:01.917
3 -	30.860	100.0	58.872	<i>92.2</i>	33.726	94.8	2:03.458	11 -	29.942	100.8	58.090	90.4	33.559	93.7	2:01.591
4 -	30.478	99.3	58.892	92.1	33.845	94.5	2:03.215	12 -	29.921	<i>102.0</i>	58.055	91.6	33.398	94.1	2:01.374
5 -	30.535	99.9	58.769	91.9	34.001	93.5	2:03.305	13 -	30.180	100.9	1:00.809	74.2	34.849	94.9	2:05.838
6 -	30.653	98.4	58.487	90.7	33.551	93.9	2:02.691	14 -	30.186	100.3	58.394	91.3	33.523	<i>95.2</i>	2:02.103
7 -	30.036	100.9	58.317	90.3	33.600	94.7	2:01.953	15 -	31.307	99.0	58.589	91.1	33.572	94.8	2:03.468
8 -	30.064	100.8	58.444	90.9	33.358	94.8	2:01.866	16 -	30.153	101.1	58.837	89.6	33.583	94.5	2:02.573
22	Benny SIMONSEN					Pulce									
1 -	102.3	57.142	92.9	32.750	94.8	2:06.581	9 -	28.904	103.6	55.764	93.2	32.651	93.7	1:57.319	
2 -	29.359	102.0	55.741	93.5	32.545	95.9	1:57.645	10 -	29.028	104.5	55.596	93.9	32.609	95.1	1:57.233
3 -	29.092	103.4	55.572	94.3	32.303	95.1	1:56.967	11 -	28.860	103.6	55.579	93.9	32.434	95.6	1:56.873
4 -	28.913	103.7	55.247	<i>94.5</i>	<i>32.267</i>	95.6	1:56.427	12 -	28.946	104.2	55.553	93.2	32.588	95.3	1:57.087
5 -	28.672	104.4	<i>55.120</i>	93.6	32.385	<i>96.1</i>	<i>1:56.177</i>	13 -	28.858	104.4	55.529	92.8	32.582	95.7	1:56.969
6 -	<i>28.590</i>	<i>105.0</i>	55.971	93.9	32.594	95.2	1:57.155	14 -	32.056	102.0	56.022	92.9	32.863	94.7	2:00.941
7 -	28.942	102.8	55.545	93.3	32.634	95.6	1:57.121	15 -	29.481	103.9	55.961	93.1	32.769	94.9	1:58.211
8 -	28.997	103.4	55.630	92.7	32.543	94.5	1:57.170	16 -	29.179	104.0	56.023	92.9	32.946	92.6	1:58.148

Weather / Track : Cloudy / Dry

Oulton Park International
 Circuit Length = 2.6920 miles
 Start: 13:58 End: 14:31

Trofeo Abarth 500 GB Championship
RACE 10 - ROUND 2 - SECTOR ANALYSIS

45	Josh WAKEFIELD					Advent MTS									
1-	104.0	57.882	94.7	33.514	94.9	2:13.473	9-	29.364	104.9	56.286	93.2	32.796	92.7	1:58.446	
2-	29.775	103.1	57.320	93.3	32.818	94.3	1:59.913	10-	29.127	104.7	56.349	93.1	32.781	93.9	1:58.257
3-	29.596	103.4	56.692	94.0	33.063	94.1	1:59.351	11-	29.190	106.0	56.711	93.1	32.906	94.0	1:58.807
4-	29.230	105.0	56.935	93.5	32.697	94.3	1:58.862	12-	29.956	103.6	56.064	92.8	38.397	90.0	2:04.417
5-	30.867	102.6	56.590	93.3	32.546	94.8	2:00.003	13-	29.975	104.2	56.432	92.3	32.872	94.0	1:59.279
6-	29.221	104.4	56.565	94.0	32.835	94.7	1:58.621	14-	29.237	105.2	56.396	92.9	32.819	93.5	1:58.452
7-	30.677	98.5	56.796	93.1	32.817	94.3	2:00.290	15-	30.071	100.5	57.422	93.2	32.926	94.4	2:00.419
8-	29.612	103.1	56.505	92.4	32.747	93.3	1:58.864	16-	29.309	105.5	56.960	92.3	32.651	95.2	1:58.920
55	James BLYTH					Advent MTS									
1-	92.6	1:01.305	88.8	In		2:20.984 P	7-	31.829	93.5	1:00.433	86.0	35.242	85.8	2:07.504	
2-	Out	95.3	1:00.436	86.3	34.914	86.1	3:31.276	8-	31.872	95.2	1:01.929	85.6	35.183	88.3	2:08.984
3-	31.577	95.5	1:04.728	64.9	36.087	86.0	2:12.392	9-	31.538	95.1	1:00.317	85.3	34.697	87.2	2:06.552
4-	31.613	95.3	1:06.306	84.7	36.202	79.2	2:14.121	10-	31.419	95.3	59.904	85.6	34.756	87.0	2:06.079
5-	32.287	94.5	1:02.887	85.1	35.184	85.6	2:10.358	11-	32.216	94.9	1:00.797	85.7	In		2:13.594 P
6-	31.577	94.9	1:00.773	84.6	36.779	86.3	2:09.129								
72	Cassey WATSON					Lunar Racing									
1-	102.3	57.981	91.7	33.156	93.7	2:11.111	9-	29.710	102.6	56.818	92.9	33.022	93.9	1:59.550	
2-	29.991	101.5	57.436	92.7	33.340	94.4	2:00.767	10-	29.894	101.7	57.241	92.3	33.818	83.3	2:00.953
3-	30.136	102.8	57.294	92.3	33.653	93.3	2:01.083	11-	33.190	97.0	59.802	88.9	35.257	90.0	2:08.249
4-	30.008	103.2	57.015	92.6	32.936	94.8	1:59.959	12-	32.083	100.2	1:00.087	90.8	36.842	89.0	2:09.012
5-	30.390	102.6	57.134	92.4	32.805	94.3	2:00.329	13-	32.938	96.1	1:01.965	87.4	36.534	88.5	2:11.437
6-	29.454	103.1	56.905	92.1	32.999	94.7	1:59.358	14-	32.573	97.7	1:01.786	86.9	35.779	89.2	2:10.138
7-	29.616	102.9	56.909	92.8	33.067	93.6	1:59.592	15-	33.553	95.2	1:02.034	85.4	36.672	87.5	2:12.259
8-	29.990	102.6	56.815	91.9	32.878	94.1	1:59.683	16-	33.530	90.8	1:03.038	85.2	36.803	86.5	2:13.371
77	Jason GREATREX					Redline Racing									
1-	98.7	58.056	92.7	33.180	94.9	2:10.004	9-	29.224	102.8	56.911	92.6	32.947	95.7	1:59.082	
2-	29.964	101.4	58.075	85.4	33.495	95.6	2:01.534	10-	29.524	102.0	56.568	93.1	32.967	94.5	1:59.059
3-	29.942	101.7	57.071	93.5	33.307	94.3	2:00.320	11-	29.302	102.1	56.567	91.4	33.091	92.7	1:58.960
4-	29.613	102.8	56.640	92.9	33.328	96.6	1:59.581	12-	30.290	102.0	57.127	93.2	33.617	94.5	2:01.034
5-	29.956	103.1	56.644	91.3	33.084	95.2	1:59.684	13-	29.282	102.1	57.696	94.8	33.233	95.5	2:00.211
6-	29.255	102.5	56.399	93.2	32.982	94.8	1:58.636	14-	29.789	103.4	57.803	92.7	33.293	95.5	2:00.885
7-	29.383	101.7	56.823	92.7	32.846	95.6	1:59.052	15-	30.306	101.7	57.045	92.2	33.058	96.0	2:00.409
8-	29.336	102.0	56.458	92.8	33.013	94.4	1:58.807	16-	29.215	103.1	56.780	92.3	32.878	95.6	1:58.873
81	Matt SHEAD					CMS									
1-	98.4	1:02.094	91.9	34.724	93.9	4:28.933	9-	30.462	101.2	58.251	92.9	33.702	93.9	2:02.415	
2-	31.332	100.0	59.446	92.2	33.921	94.7	2:04.699	10-	30.044	102.1	59.522	91.8	33.423	94.4	2:02.989
3-	30.643	101.4	58.848	92.2	33.982	94.1	2:03.473	11-	30.193	102.6	58.546	93.7	33.714	94.0	2:02.453
4-	31.063	97.7	59.880	91.7	33.780	94.9	2:04.723	12-	30.423	100.3	58.516	92.1	33.868	94.4	2:02.807
5-	30.464	101.5	58.843	92.2	33.793	94.4	2:03.100	13-	30.622	101.7	58.467	92.4	33.670	95.1	2:02.759
6-	30.255	102.3	58.325	92.1	33.498	94.3	2:02.078	14-	30.195	102.8	58.695	92.3	33.401	94.9	2:02.291
7-	30.287	100.6	58.327	91.6	33.416	94.5	2:02.030	15-	30.306	102.5	59.182	92.1	33.447	94.5	2:02.935
8-	30.256	102.0	58.234	92.9	33.189	93.9	2:01.679								
82	Fiona LEGGATE					CMS									
1-	100.9	59.983	92.9	33.872	94.4	2:16.157	9-	29.487	97.5	57.546	92.4	33.210	93.5	2:00.243	
2-	30.047	99.1	57.842	92.4	33.014	95.2	2:00.903	10-	29.825	100.9	57.057	93.2	33.398	93.7	2:00.280
3-	29.761	102.0	57.464	92.7	33.709	94.1	2:00.934	11-	29.413	100.9	57.231	92.4	33.526	92.7	2:00.170
4-	29.686	101.5	57.675	92.9	33.136	94.1	2:00.497	12-	29.650	100.8	56.698	92.9	33.499	93.6	1:59.847
5-	29.607	101.4	57.373	92.6	33.036	94.4	2:00.016	13-	29.688	102.6	56.846	92.2	33.223	91.9	1:59.757
6-	29.608	101.4	57.196	92.8	33.041	94.0	1:59.845	14-	29.424	100.2	57.345	92.1	33.402	94.4	2:00.171
7-	29.403	102.3	57.026	91.9	33.145	94.7	1:59.574	15-	29.402	101.7	57.066	91.7	33.415	93.9	1:59.883
8-	29.708	99.7	57.603	91.9	33.203	94.8	2:00.514	16-	29.307	101.7	57.217	92.1	33.074	95.5	1:59.598

Weather / Track : Cloudy / Dry

Oulton Park International
Circuit Length = 2.6920 miles
Start: 13:58 End: 14:31

Trofeo Abarth 500 GB Championship

RACE 10 - ROUND 2 - BEST SECTOR TIMES

SECTOR 1			SECTOR 2			SECTOR 3			IDEAL / BEST COMPARISON							
POS	NO	NAME	TIME	NO	NAME	TIME	NO	NAME	TIME	POS	NO	NAME	IDEAL	BEST	DIFF	
1	22	SIMONSEN	28.590	22	SIMONSEN	55.120	4	WINROW	32.192	1	22	SIMONSEN	1:55.977	1:56.177	0.200	
2	9	HOWELL	28.766	4	WINROW	55.529	9	HOWELL	32.260	2	4	WINROW	1:56.565	1:57.036	0.471	
3	4	WINROW	28.844	7	BUTLER-HENDERS	55.548	22	SIMONSEN	32.267	3	9	HOWELL	1:56.617	1:56.938	0.321	
4	45	WAKEFIELD	29.127	9	HOWELL	55.591	7	BUTLER-HENDERS	32.465	4	7	BUTLER-HENDER	1:57.238	1:57.629	0.391	
5	77	GREATREX	29.215	45	WAKEFIELD	56.064	45	WAKEFIELD	32.546	5	45	WAKEFIELD	1:57.737	1:58.257	0.520	
6	7	BUTLER-HENDERS	29.225	77	GREATREX	56.399	8	DRON	32.713	6	77	GREATREX	1:58.460	1:58.636	0.176	
7	82	LEGGATE	29.307	82	LEGGATE	56.698	72	WATSON	32.805	7	82	LEGGATE	1:59.019	1:59.574	0.555	
8	72	WATSON	29.454	72	WATSON	56.815	77	GREATREX	32.846	8	72	WATSON	1:59.074	1:59.358	0.284	
9	8	DRON	29.634	8	DRON	56.923	82	LEGGATE	33.014	9	8	DRON	1:59.270	1:59.718	0.448	
10	11	FRANKLIN	29.886	11	FRANKLIN	57.881	81	SHEAD	33.189	10	11	FRANKLIN	2:01.043	2:01.136	0.093	
11	81	SHEAD	30.044	81	SHEAD	58.234	11	FRANKLIN	33.276	11	81	SHEAD	2:01.467	2:01.679	0.212	
12	55	BLYTH	31.419	55	BLYTH	59.904	55	BLYTH	34.697	12	55	BLYTH	2:06.020	2:06.079	0.059	
13	2	SMITH	53.056	2	SMITH	1:01.739	2	SMITH	1:43.906	13	2	SMITH	3:38.701			
												Perfect Lap		1:55.902		

Weather / Track : Cloudy / Dry

Oulton Park International
Circuit Length = 2.6920 miles
Start: 13:58 End: 14:31

Trofeo Abarth 500 GB Championship
RACE 10 - ROUND 2 - SPEED TRAPS

SECTOR 1				SECTOR 2			FINISH LINE		
POS	NO	NAME	MPH	NO	NAME	MPH	NO	NAME	MPH
1	45	Josh WAKEFIELD	106.0	77	Jason GREATREX	94.8	9	Gareth HOWELL	97.8
2	7	Charlie BUTLER-HENDERSON	105.2	22	Benny SIMONSEN	94.5	4	Ben WINROW	97.7
3	22	Benny SIMONSEN	105.0	45	Josh WAKEFIELD	94.1	8	Tony DRON	97.0
4	4	Ben WINROW	104.5	4	Ben WINROW	93.6	77	Jason GREATREX	96.6
5	9	Gareth HOWELL	104.4	9	Gareth HOWELL	93.6	22	Benny SIMONSEN	96.1
6	8	Tony DRON	104.2	7	Charlie BUTLER-HENDERSON	93.5	82	Fiona LEGGATE	95.5
7	2	Paul SMITH	103.6	82	Fiona LEGGATE	93.2	11	Sarah FRANKLIN	95.2
8	77	Jason GREATREX	103.4	81	Matt SHEAD	93.1	45	Josh WAKEFIELD	95.2
9	72	Cassey WATSON	103.2	72	Cassey WATSON	92.9	81	Matt SHEAD	95.1
10	81	Matt SHEAD	102.8	8	Tony DRON	92.4	72	Cassey WATSON	94.8
11	82	Fiona LEGGATE	102.6	11	Sarah FRANKLIN	92.2	7	Charlie BUTLER-HENDERSON	94.5
12	11	Sarah FRANKLIN	102.0	55	James BLYTH	88.8	55	James BLYTH	88.3
13	55	James BLYTH	95.5	2	Paul SMITH	69.5			

Weather / Track : Cloudy / Dry

Oulton Park International
 Circuit Length = 2.6920 miles
 Start: 13:58 End: 14:31

Trofeo Abarth 500 GB Championship

RACE 10 - ROUND 2 - POSITION CHART

No	Name	Pos	Laps															
			1	2	3	4	5	6	7	8	9	10	11	12	13	14	15	16
9	Gareth HOWELL	1	9	9	9	9	9	22	22	22	22	22	22	22	22	9	9	9
22	Benny SIMONSEN	2	22	22	22	22	22	9	9	9	9	9	9	9	9	22	22	22
7	Charlie BUTLER-HEND	3	7	7	7	4	4	4	4	4	4	4	4	4	4	4	4	4
4	Ben WINROW	4	4	4	4	7	7	7	7	7	7	7	7	7	7	7	7	7
77	Jason GREATREX	5	77	77	77	77	77	77	77	77	77	77	77	77	77	77	77	77
72	Cassey WATSON	6	72	72	45	45	45	45	45	45	45	45	45	45	45	45	45	45
8	Tony DRON	7	8	45	72	72	72	72	72	72	72	72	82	82	82	82	82	82
45	Josh WAKEFIELD	8	45	8	82	82	82	82	82	82	82	82	72	8	8	8	8	8
82	Fiona LEGGATE	9	82	82	8	8	8	8	8	8	8	8	8	72	72	72	11	11
11	Sarah FRANKLIN	10	11	11	11	11	11	11	11	11	11	11	11	11	11	11	72	72
55	James BLYTH	11	55	55	55	55	55	55	55	81	81	81	81	81	81	81	81	81
2	Paul SMITH	12	2	81	81	81	81	81	81	55	55	55	55					
81	Matt SHEAD	13	81	2														

Weather / Track : Cloudy / Dry

Oulton Park International
 Circuit Length = 2.6920 miles
 Start: 13:58 End: 14:31