

**COOPER**  
TIRES

Sponsored by Cooper Tires



# BRITISH FORMULA 3

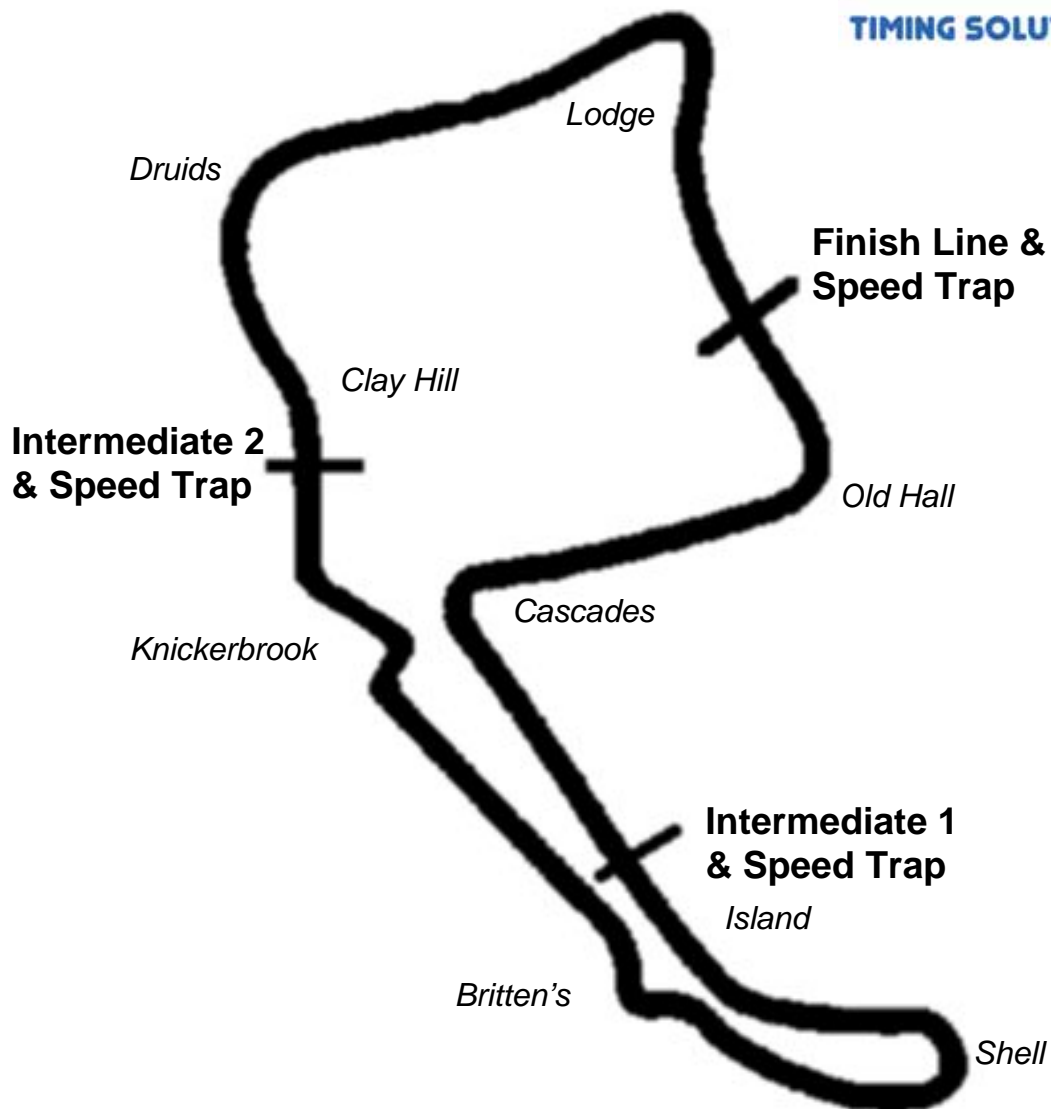
Round 1, 2 & 3  
Oulton Park International

3rd April / 5th April 2010



Results Provided by Timing Solutions Ltd  
[www.tsl-timing.com](http://www.tsl-timing.com)

# OULTON PARK INTERNATIONAL



Circuit Length: 2.6920 miles / 4332.4 metres  
Intermediate 1: 1163 metres  
Intermediate 2: 3066 metres  
Pit In: 4314 metres  
Pit Out: 180 metres after Finish Line  
Pit In – Pit Out: 200 metres, @ 60kph = 12.0 seconds, @ 80kph = 9.0 seconds

# Cooper Tires British F3 International Series

## QUALIFYING - RACE 11 - ROUND 3 - CLASSIFICATION

POS	NO	CL	DRIVER / TEAM	CAR	TIME	ON	LAPS	GAP	DIFF	MPH
1	31	Int	<b>Jean-Eric VERGNE (FRA)</b> Carlin	Dallara F308 Volkswagen	<b>1:28.751</b>	18	18			109.19
2	26	Int	<b>Carlos HUERTAS (COL)</b> Räikkönen Robertson Racing	Dallara F308 Mercedes HWA	<b>1:29.028</b>	16	16	<b>0.277</b>	0.277	108.85
3	6	Int	<b>Oliver WEBB (GBR)</b> Fortec Motorsport	Dallara F308 Mercedes HWA	<b>1:29.044</b>	17	17	<b>0.293</b>	0.016	108.83
4	21	Int	<b>Rupert SVENDSEN-COOK (GBR)</b> Carlin	Dallara F308 Volkswagen	<b>1:29.104</b>	16	17	<b>0.353</b>	0.060	108.76
5	14	Int	<b>Jay BRIDGER (GBR)</b> Litespeed F3	Dallara F308 Mercedes	<b>1:29.272</b>	16	16	<b>0.521</b>	0.168	108.55
6	4	Int	<b>Gabriel DIAS (BRA)</b> Hitech Racing	Dallara F310 Volkswagen	<b>1:29.495</b>	16	17	<b>0.744</b>	0.223	108.28
7	1	Int	<b>Adriano BUZAID (BRA)</b> Carlin	Dallara F308 Volkswagen	<b>1:29.549</b>	12	13	<b>0.798</b>	0.054	108.22
8	25	Int	<b>Hywel LLOYD (GBR)</b> C F Racing with Manor Motorsport	Dallara F308 Mercedes HWA	<b>1:29.843</b>	16	17	<b>1.092</b>	0.294	107.86
9	8	Int	<b>Daisuke NAKAJIMA (JPN)</b> Räikkönen Robertson Racing	Dallara F308 Mercedes HWA	<b>1:30.010</b>	15	15	<b>1.259</b>	0.167	107.66
10	7	Int	<b>Alex BRUNDLE (GBR)</b> T-Sport Powered By Volkswagen	Dallara F310 Volkswagen	<b>1:30.049</b>	14	16	<b>1.298</b>	0.039	107.62
11	3	Int	<b>William BULLER (GBR)</b> Hitech Racing	Dallara F310 Volkswagen	<b>1:30.066</b>	15	17	<b>1.315</b>	0.017	107.60
12	22	Int	<b>Jazeman JARFAR (MAS)</b> Carlin	Dallara F308 Volkswagen	<b>1:30.126</b>	16	16	<b>1.375</b>	0.060	107.53
13	5	Int	<b>Daniel MCKENZIE (GBR)</b> Fortec Motorsport	Dallara F308 Mercedes HWA	<b>1:30.452</b>	15	16	<b>1.701</b>	0.326	107.14
14	2	Int	<b>James CALADO (GBR)</b> Carlin	Dallara F308 Volkswagen	<b>1:31.097</b>	13	14	<b>2.346</b>	0.645	106.38
15	43	Nat	<b>Menasheh IDAFAR (BRN)</b> T-Sport	Dallara F307 Mugen Honda	<b>1:31.277</b>	13	17	<b>2.526</b>	0.180	106.17
16	44	Nat	<b>James COLE (GBR)</b> T-Sport	Dallara F307 Mugen Honda	<b>1:31.559</b>	16	18	<b>2.808</b>	0.282	105.84
17	9	Int	<b>Max SNEGIREV (RUS)</b> Fortec Motorsport	Dallara F308 Mercedes HWA	<b>1:31.803</b>	15	15	<b>3.052</b>	0.244	105.56
18	18	Int	<b>Adderley FONG (CHN)</b> Sino Vision Racing	Dallara F308 Mercedes HWA	<b>1:32.921</b>	15	16	<b>4.170</b>	1.118	104.29
19	32	Int	<b>Lucas FORESTI (BRA)</b> Carlin	Dallara F308 Volkswagen	<b>1:33.408</b>	7	7	<b>4.657</b>	0.487	103.75
20	27	Int	<b>Felipe NASR (BRA)</b> Räikkönen Robertson Racing	Dallara F308 Mercedes HWA		0	2			

Weather / Track : Bright / Drying

These results are provisional until the conclusion of any judicial and technical matters.

Oulton Park International  
Circuit Length = 2.6920 miles  
Start: 10:40 End: 11:11

Race Director :	Stewards :	Timekeeper :
-----------------	------------	--------------

# Cooper Tires British F3 International Series

## QUALIFYING - RACE 3 - ROUND 1 - 2ND FASTEST CLASSIFICATION

POS	NO	CL	DRIVER / TEAM	CAR	TIME	ON	LAPS	GAP	DIFF	MPH
1	31	Int	<b>Jean-Eric VERGNE (FRA)</b> Carlin	Dallara F308 Volkswagen	<b>1:28.810</b>	16	18			109.12
2	6	Int	<b>Oliver WEBB (GBR)</b> Fortec Motorsport	Dallara F308 Mercedes HWA	<b>1:29.086</b>	16	17	<b>0.276</b>	0.276	108.78
3	21	Int	<b>Rupert SVENDSEN-COOK (GBR)</b> Carlin	Dallara F308 Volkswagen	<b>1:29.269</b>	15	17	<b>0.459</b>	0.183	108.56
4	26	Int	<b>Carlos HUERTAS (COL)</b> Räikkönen Robertson Racing	Dallara F308 Mercedes HWA	<b>1:29.316</b>	15	16	<b>0.506</b>	0.047	108.50
5	1	Int	<b>Adriano BUZAID (BRA)</b> Carlin	Dallara F308 Volkswagen	<b>1:29.657</b>	11	13	<b>0.847</b>	0.341	108.09
6	14	Int	<b>Jay BRIDGER (GBR)</b> Litespeed F3	Dallara F308 Mercedes	<b>1:29.907</b>	15	16	<b>1.097</b>	0.250	107.79
7	25	Int	<b>Hywel LLOYD (GBR)</b> C F Racing with Manor Motorsport	Dallara F308 Mercedes HWA	<b>1:30.025</b>	14	17	<b>1.215</b>	0.118	107.65
8	8	Int	<b>Daisuke NAKAJIMA (JPN)</b> Räikkönen Robertson Racing	Dallara F308 Mercedes HWA	<b>1:30.147</b>	13	15	<b>1.337</b>	0.122	107.50
9	22	Int	<b>Jazeman JARFAR (MAS)</b> Carlin	Dallara F308 Volkswagen	<b>1:30.159</b>	15	16	<b>1.349</b>	0.012	107.49
10	4	Int	<b>Gabriel DIAS (BRA)</b> Hitech Racing	Dallara F310 Volkswagen	<b>1:30.276</b>	15	17	<b>1.466</b>	0.117	107.35
11	7	Int	<b>Alex BRUNDLE (GBR)</b> T-Sport Powered By Volkswagen	Dallara F310 Volkswagen	<b>1:30.611</b>	13	16	<b>1.801</b>	0.335	106.95
12	3	Int	<b>William BULLER (GBR)</b> Hitech Racing	Dallara F310 Volkswagen	<b>1:30.664</b>	14	17	<b>1.854</b>	0.053	106.89
13	5	Int	<b>Daniel MCKENZIE (GBR)</b> Fortec Motorsport	Dallara F308 Mercedes HWA	<b>1:30.726</b>	14	16	<b>1.916</b>	0.062	106.81
14	43	Nat	<b>Menasheh IDAFAR (BRN)</b> T-Sport	Dallara F307 Mugen Honda	<b>1:31.388</b>	15	17	<b>2.578</b>	0.662	106.04
15	2	Int	<b>James CALADO (GBR)</b> Carlin	Dallara F308 Volkswagen	<b>1:31.568</b>	8	14	<b>2.758</b>	0.180	105.83
16	44	Nat	<b>James COLE (GBR)</b> T-Sport	Dallara F307 Mugen Honda	<b>1:31.648</b>	18	18	<b>2.838</b>	0.080	105.74
17	9	Int	<b>Max SNEGIREV (RUS)</b> Fortec Motorsport	Dallara F308 Mercedes HWA	<b>1:31.854</b>	14	15	<b>3.044</b>	0.206	105.50
18	18	Int	<b>Adderley FONG (CHN)</b> Sino Vision Racing	Dallara F308 Mercedes HWA	<b>1:33.185</b>	11	16	<b>4.375</b>	1.331	104.00
19	32	Int	<b>Lucas FORESTI (BRA)</b> Carlin	Dallara F308 Volkswagen	<b>1:34.251</b>	6	7	<b>5.441</b>	1.066	102.82
20	27	Int	<b>Felipe NASR (BRA)</b> Räikkönen Robertson Racing	Dallara F308 Mercedes HWA		0	2			

Weather / Track : Bright / Drying

These results are provisional until the conclusion of any judicial and technical matters.

Oulton Park International  
Circuit Length = 2.6920 miles  
Start: 10:40 End: 11:11

Race Director :	Stewards :	Timekeeper :
-----------------	------------	--------------

# Cooper Tires British F3 International Series

## QUALIFYING - SECTOR ANALYSIS

1		Adriano BUZAI				Int Carlin										
1-	Out	100.6	55.437	103.6	31.320	109.1	1:57.887	8-	22.574	129.8	43.419	118.1	25.361	120.1	1:31.354	
2-	26.722	117.3	48.776	115.9	29.424	116.5	1:44.922	9-	22.038	130.8	43.234	<b>118.6</b>	24.971	<b>120.9</b>	1:30.243	
3-	25.038	122.9	46.865	116.1	27.212	119.4	1:39.115	10-	21.861	<b>131.3</b>	43.119	118.1	24.751	120.5	1:29.731	
4-	24.254	126.4	45.075	117.1	26.164	119.8	1:35.493	11-	21.873	131.1	43.073	117.7	<b>24.711</b>	120.7	1:29.657	
5-	23.942	128.6	52.472	109.7	In		1:50.842	P	12-	<b>21.725</b>	131.1	<b>43.070</b>	118.1	24.754	120.3	<b>1:29.549</b>
6-	Out	93.1	49.676	114.3	26.628	118.8	9:49.542	13-	22.221	127.8	43.443	117.7	24.768	120.3	1:30.432	
7-	23.454	126.9	44.067	117.1	25.584	119.6	1:33.105									
2		James CALADO				Int Carlin										
1-	Out	92.2	54.307	113.4	29.360	117.7	1:54.522	8-	22.881	130.1	43.333	117.1	25.354	<b>121.1</b>	1:31.568	
2-	27.027	119.0	47.849	113.9	27.622	119.2	1:42.498	9-	23.031	130.6	48.458	102.6	28.266	120.9	1:39.755	
3-	24.457	127.8	45.605	114.9	26.826	119.2	1:36.888	10-	22.538	129.3	47.714	117.3	25.460	119.8	1:35.712	
4-	23.771	128.3	44.707	117.1	26.139	119.4	1:34.617	11-	22.353	130.6	44.502	<b>117.9</b>	In		1:37.388	P
5-	23.472	129.3	43.895	<b>117.9</b>	27.268	120.1	1:34.635	12-	Out	123.8	46.138	115.9	26.065	120.1	3:00.998	
6-	23.235	130.6	43.937	117.1	25.750	120.3	1:32.922	13-	22.481	129.8	43.530	117.1	<b>25.086</b>	120.3	<b>1:31.097</b>	
7-	23.070	130.8	43.590	117.7	29.510	118.6	1:36.170	14-	<b>21.903</b>	<b>131.3</b>	<b>43.122</b>	117.1	In		1:34.679	P
3		William BULLER				Int Hitech Racing										
1-	Out	117.9	55.159	111.7	31.196	111.8	1:55.687	10-	22.691	129.6	43.422	117.9	25.025	120.7	1:31.138	
2-	26.531	124.0	48.022	114.1	28.548	117.3	1:43.101	11-	22.348	130.3	43.338	118.4	25.161	120.9	1:30.847	
3-	24.809	126.6	46.561	115.5	26.832	119.4	1:38.202	12-	22.188	<b>131.1</b>	43.587	<b>118.6</b>	28.455	86.1	1:34.230	
4-	24.835	123.1	45.500	115.7	26.253	120.1	1:36.588	13-	26.227	125.7	48.769	98.0	25.886	120.7	1:40.882	
5-	23.606	130.1	44.337	116.7	27.382	108.6	1:35.325	14-	22.136	<b>131.1</b>	43.563	118.1	24.965	120.5	1:30.664	
6-	23.478	130.3	43.961	117.5	In		1:39.280	P	15-	<b>22.094</b>	129.6	<b>43.232</b>	117.9	<b>24.740</b>	<b>121.1</b>	<b>1:30.066</b>
7-	Out	120.7	51.361	112.0	26.647	120.1	3:06.225	16-	43.194	76.4	52.393	107.5	27.223	119.8	2:02.810	
8-	23.587	128.8	48.119	115.5	25.894	120.1	1:37.600	17-	23.032	127.3	48.961	114.5	In		1:46.554	P
9-	22.942	130.3	46.465	116.7	25.339	120.9	1:34.746									
4		Gabriel DIAS				Int Hitech Racing										
1-	Out	95.7	57.885	109.7	32.371	107.9	2:01.755	10-	22.964	129.6	44.022	118.8	25.414	<b>121.4</b>	1:32.400	
2-	28.516	117.9	52.261	114.9	30.455	116.1	1:51.232	11-	22.660	129.8	43.757	119.0	25.280	120.9	1:31.697	
3-	26.209	125.0	48.939	115.9	28.084	118.8	1:43.232	12-	22.549	130.3	43.501	119.2	24.985	120.7	1:31.035	
4-	25.087	125.9	47.107	117.1	27.630	119.2	1:39.824	13-	22.341	<b>130.8</b>	47.567	99.3	27.157	120.9	1:37.065	
5-	24.515	128.1	47.652	107.2	28.241	120.1	1:40.408	14-	22.242	129.8	43.503	119.0	25.034	120.7	1:30.779	
6-	24.000	129.3	45.576	117.3	In		1:42.572	P	15-	22.163	<b>130.8</b>	43.349	118.8	24.764	121.1	1:30.276
7-	Out	124.0	47.135	115.7	27.444	119.2	3:12.092	16-	<b>21.810</b>	130.3	<b>43.062</b>	<b>119.4</b>	<b>24.623</b>	<b>121.4</b>	<b>1:29.495</b>	
8-	23.804	127.1	47.214	116.3	26.485	120.5	1:37.503	17-	21.914	<b>130.8</b>	43.878	119.2	24.770	120.9	1:30.562	
9-	23.493	128.6	45.197	118.8	25.908	120.9	1:34.598									
5		Daniel MCKENZIE				Int Fortec Motorsport										
1-	Out	120.5	50.727	112.4	In		1:54.554	P	9-	22.939	129.6	44.209	<b>117.7</b>	25.516	120.7	1:32.664
2-	Out	101.1	52.283	97.5	30.020	117.1	3:24.560	10-	23.020	130.6	44.351	116.9	In		1:38.155	P
3-	25.629	125.4	48.084	114.5	28.016	118.1	1:41.729	11-	Out	91.3	49.112	113.4	27.129	119.2	3:12.292	
4-	25.207	126.9	45.775	115.3	26.534	118.1	1:37.516	12-	23.307	129.8	44.202	117.5	25.829	120.7	1:33.338	
5-	23.903	128.8	44.761	116.1	26.482	119.4	1:35.146	13-	22.310	<b>131.6</b>	43.876	117.5	25.138	120.5	1:31.324	
6-	23.758	128.3	44.755	115.9	26.060	120.1	1:34.573	14-	22.233	130.8	<b>43.492</b>	<b>117.7</b>	25.001	120.7	1:30.726	
7-	23.299	129.8	44.880	115.1	25.934	120.3	1:34.113	15-	<b>22.006</b>	130.6	43.597	117.3	<b>24.849</b>	<b>120.9</b>	<b>1:30.452</b>	
8-	22.990	129.8	44.250	116.9	25.724	119.8	1:32.964	16-	22.089	128.1	43.841	117.3	24.969	119.8	1:30.899	
6		Oliver WEBB				Int Fortec Motorsport										
1-	Out	110.2	51.667	114.1	27.782	117.3	1:54.285	10-	22.562	132.1	45.100	117.5	In		1:38.221	P
2-	24.945	127.3	46.610	115.9	26.854	119.0	1:38.409	11-	Out	122.7	47.379	115.7	25.716	120.1	3:42.982	
3-	24.158	127.8	45.081	116.7	26.314	119.8	1:35.553	12-	22.449	131.3	44.078	117.1	28.224	120.1	1:34.751	
4-	24.688	130.1	44.539	117.1	26.398	120.1	1:35.625	13-	22.016	132.4	43.376	117.9	24.852	120.5	1:30.244	
5-	23.337	131.1	44.113	117.3	25.705	120.7	1:33.155	14-	21.829	131.8	43.166	<b>118.4</b>	24.651	120.7	1:29.646	
6-	22.972	<b>132.6</b>	43.417	117.7	26.720	120.7	1:33.109	15-	21.680	132.1	43.155	<b>118.4</b>	24.762	<b>120.9</b>	1:29.597	
7-	22.600	131.3	43.451	117.7	25.392	120.7	1:31.443	16-	21.504	131.8	<b>43.005</b>	<b>118.4</b>	24.577	<b>120.9</b>	1:29.086	
8-	22.330	132.4	46.998	104.0	28.929	120.5	1:38.257	17-	<b>21.449</b>	132.1	43.062	117.9	<b>24.533</b>	120.5	<b>1:29.044</b>	
9-	22.197	<b>132.6</b>	47.040	113.2	26.710	120.3	1:35.947									

Weather / Track : Bright / Drying

Oulton Park International  
Circuit Length = 2.6920 miles  
Start: 10:40 End: 11:11

**Cooper Tires British F3 International Series**  
**QUALIFYING - SECTOR ANALYSIS**

7		Alex BRUNDLE				Int T-Sport Powered By Volkswagen									
1-	Out 120.5	51.056	114.5	27.153	117.5	1:46.280	9-	22.608	129.8	44.328	117.5	In	1:39.649 P		
2-	24.719	126.9	46.710	115.5	25.995	118.6	1:37.424	10-	Out 120.7	50.103	114.5	28.838	107.7	3:55.205	
3-	25.700	127.6	52.644	112.2	25.916	119.4	1:44.260	11-	23.201	128.8	44.216	115.7	25.039	120.5	1:32.456
4-	23.385	128.8	44.582	117.1	25.801	119.0	1:33.768	12-	22.051	130.6	44.074	107.5	25.114	119.8	1:31.239
5-	23.968	124.0	44.887	115.5	25.613	118.8	1:34.468	13-	22.219	130.6	43.357	118.8	25.035	120.5	1:30.611
6-	23.067	129.1	43.775	117.3	24.960	120.3	1:31.802	14-	21.996	130.3	43.281	117.7	24.772	120.1	1:30.049
7-	22.535	130.6	43.920	117.1	27.438	97.5	1:33.893	15-	23.036	129.6	43.400	118.1	24.781	119.8	1:31.217
8-	23.070	129.3	45.708	112.2	25.334	118.8	1:34.112	16-	21.829	130.6	44.922	93.1	25.584	119.2	1:32.335
8		Daisuke NAKAJIMA				Int Räikkönen Robertson Racing									
1-	Out 119.0	50.320	112.0	29.000	115.7	1:50.276	9-	23.683	128.8	50.650	117.1	26.009	119.8	1:40.342	
2-	25.652	123.1	48.681	112.8	In	1:51.149 P	10-	22.548	130.8	43.387	118.1	25.447	120.3	1:31.382	
3-	Out 108.2	49.988	114.1	27.473	118.1	4:10.678	11-	22.159	131.1	43.029	118.6	25.147	119.8	1:30.335	
4-	32.347	113.7	46.974	114.9	26.922	118.8	1:46.243	12-	22.124	130.1	43.278	118.1	26.707	119.0	1:32.109
5-	24.336	127.1	44.304	116.7	27.515	118.1	1:36.155	13-	22.016	131.3	43.209	117.9	24.922	120.7	1:30.147
6-	23.373	129.1	44.167	116.9	26.615	119.8	1:34.155	14-	22.063	130.6	43.538	117.9	25.101	120.7	1:30.702
7-	22.914	130.1	46.162	116.3	In	1:42.089 P	15-	21.821	131.3	43.200	118.4	24.989	120.1	1:30.010	
8-	Out 112.0	47.478	116.5	27.217	119.4	4:42.914									
9		Max SNEGIREV				Int Fortec Motorsport									
1-	Out 114.5	52.708	108.6	29.876	115.3	1:50.675	9-	24.105	127.8	47.007	116.5	In	1:43.109 P		
2-	27.595	121.6	49.341	113.2	28.634	116.1	1:45.570	10-	Out 126.9	45.992	116.5	26.796	120.1	2:25.859	
3-	25.183	124.3	48.691	113.0	28.068	116.7	1:41.942	11-	24.845	115.3	45.721	117.1	27.090	120.1	1:37.656
4-	25.877	121.1	49.622	112.4	In	1:48.278 P	12-	22.960	129.6	48.984	90.0	27.315	119.6	1:39.259	
5-	Out 92.2	53.064	108.4	30.165	117.7	3:12.689	13-	22.917	130.1	44.230	116.9	25.662	119.6	1:32.809	
6-	24.808	126.9	46.715	115.1	27.573	119.2	1:39.096	14-	22.641	129.6	43.813	116.5	25.400	119.6	1:31.854
7-	24.135	127.6	46.221	115.1	26.931	119.6	1:37.287	15-	22.457	129.8	43.989	116.9	25.357	119.6	1:31.803
8-	24.667	127.8	49.563	115.3	27.880	114.3	1:42.110								
14		Jay BRIDGER				Int Litespeed F3									
1-	Out 111.7	50.549	114.3	29.771	116.3	1:50.343	9-	23.307	129.3	44.340	116.7	25.492	120.9	1:33.139	
2-	25.584	125.7	46.897	116.1	27.589	119.6	1:40.070	10-	22.524	130.8	43.370	118.6	25.089	120.5	1:30.983
3-	25.094	128.1	46.522	116.9	27.129	119.4	1:38.745	11-	22.302	131.1	43.435	118.6	24.846	120.7	1:30.583
4-	24.489	128.1	1:10.881	108.8	27.055	120.1	2:02.425	12-	22.314	131.3	43.222	119.2	24.755	120.3	1:30.291
5-	24.032	129.1	44.347	117.5	26.623	120.1	1:35.002	13-	21.996	131.3	43.176	118.8	24.754	120.5	1:29.926
6-	23.558	130.6	43.936	117.3	25.701	120.7	1:33.195	14-	21.909	131.8	43.240	117.7	24.864	120.3	1:30.013
7-	24.062	127.1	45.470	117.3	In	1:41.292 P	15-	21.890	130.6	43.435	117.9	24.582	121.1	1:29.907	
8-	Out 125.7	46.466	116.1	26.489	120.3	4:33.935	16-	21.589	131.6	43.113	118.4	24.570	120.7	1:29.272	
18		Adderley FONG				Int Sino Vision Racing									
1-	Out 116.3	50.918	111.7	28.396	114.3	1:45.817	9-	23.218	127.3	44.605	116.1	26.093	118.1	1:33.916	
2-	26.865	121.4	50.645	113.9	In	1:49.366 P	10-	22.865	128.1	44.429	116.7	25.968	118.6	1:33.262	
3-	Out 119.6	48.319	113.4	29.284	117.5	3:51.279	11-	22.631	128.1	44.646	116.9	25.908	118.6	1:33.185	
4-	25.278	124.0	46.075	115.9	27.311	117.5	1:38.664	12-	22.646	128.3	1:21.023	106.7	26.782	117.3	2:10.451
5-	24.132	126.6	46.382	112.8	27.811	117.5	1:38.325	13-	22.753	128.6	45.643	116.3	26.448	117.9	1:34.844
6-	23.836	126.9	44.867	115.9	26.019	117.9	1:34.722	14-	22.588	128.8	44.452	116.5	26.352	118.8	1:33.392
7-	23.182	127.8	59.682	91.8	27.434	117.9	1:50.298	15-	22.397	128.8	44.588	116.9	25.936	118.8	1:32.921
8-	23.204	127.6	47.188	112.8	26.407	117.7	1:36.799	16-	22.785	125.9	45.818	116.3	25.907	118.4	1:34.510
21		Rupert SVENDSEN-COOK				Int Carlin									
1-	Out 106.9	50.078	114.7	29.872	118.6	1:46.736	10-	22.490	130.3	45.075	117.1	In	1:37.989 P		
2-	25.208	128.3	51.745	106.5	27.363	119.6	1:44.316	11-	Out 124.5	46.066	116.1	27.256	119.6	3:42.652	
3-	24.345	128.3	45.178	117.5	26.455	120.3	1:35.978	12-	22.492	130.8	43.740	117.5	24.817	120.9	1:31.049
4-	24.260	127.6	44.221	117.1	26.015	119.8	1:34.496	13-	22.119	132.4	43.433	118.6	24.790	120.3	1:30.342
5-	23.434	129.8	43.972	117.9	25.773	121.1	1:33.179	14-	21.765	132.1	43.084	118.6	24.546	120.9	1:29.395
6-	23.659	131.8	44.206	117.7	25.913	119.2	1:33.778	15-	21.532	132.4	43.153	118.8	24.584	121.4	1:29.269
7-	22.905	130.6	43.496	118.4	24.967	120.9	1:31.368	16-	21.504	131.8	43.037	118.6	24.563	120.9	1:29.104
8-	22.655	131.3	43.425	117.5	24.836	121.1	1:30.916	17-	21.761	130.1	43.321	118.1	24.630	120.5	1:29.712
9-	22.494	132.6	45.708	117.9	24.905	120.7	1:33.107								

Weather / Track : Bright / Drying

Oulton Park International  
 Circuit Length = 2.6920 miles  
 Start: 10:40 End: 11:11

# Cooper Tires British F3 International Series

## QUALIFYING - SECTOR ANALYSIS

<b>22</b>	<b>Jazeman JARFAR</b>				Int Carlin										
1-	Out 81.2	54.776	110.0	28.815	117.7	1:53.106	9-	22.681	130.1	48.592	85.8	In	1:44.587 P		
2-	29.348	121.8	48.104	113.9	27.440	119.0	1:44.892	10-	Out 64.8	52.921	109.8	26.763	117.3	4:04.712	
3-	24.921	125.0	45.814	116.7	25.906	119.8	1:36.641	11-	23.607	117.1	44.638	117.5	25.112	120.1	1:33.357
4-	24.337	127.8	44.409	116.9	25.717	119.8	1:34.463	12-	22.336	<b>131.3</b>	43.952	118.1	25.054	120.3	1:31.342
5-	23.265	129.3	57.076	89.4	27.921	118.8	1:48.262	13-	22.236	131.1	44.008	118.1	24.855	<b>121.1</b>	1:31.099
6-	23.764	128.3	44.346	117.3	25.427	120.3	1:33.537	14-	27.015	130.6	43.843	117.9	24.794	120.9	1:35.652
7-	22.952	130.1	43.629	117.7	25.057	120.7	1:31.638	15-	21.895	130.8	43.552	117.3	<b>24.712</b>	120.9	1:30.159
8-	27.009	130.3	43.805	117.3	25.257	120.1	1:36.071	16-	<b>21.819</b>	130.8	<b>43.501</b>	<b>118.4</b>	24.806	120.9	<b>1:30.126</b>
<b>25</b>	<b>Hywel LLOYD</b>				Int C F Racing with Manor Motorsport										
1-	Out 119.4	55.467	113.4	In		1:58.182 P	10-	Out 124.7	46.748	116.1	26.078	120.3	3:27.026		
2-	Out 113.4	50.829	99.1	28.220	119.0	3:50.742	11-	22.786	130.1	44.205	117.7	25.550	120.9	1:32.541	
3-	25.178	125.9	46.196	116.1	27.095	120.3	1:38.469	12-	22.241	131.8	43.578	117.5	25.224	121.8	1:31.043
4-	24.258	129.6	44.936	116.9	26.432	120.3	1:35.626	13-	22.123	131.6	43.456	118.6	25.013	121.1	1:30.592
5-	23.944	129.6	44.947	115.9	26.613	120.7	1:35.504	14-	<b>21.869</b>	<b>132.1</b>	<b>43.147</b>	118.6	25.009	121.1	1:30.025
6-	23.456	130.3	44.448	117.1	26.143	120.9	1:34.047	15-	22.111	<b>132.1</b>	46.345	107.7	25.236	122.0	1:33.692
7-	23.088	131.1	43.785	117.7	25.538	121.1	1:32.411	16-	21.875	131.6	43.167	<b>119.0</b>	<b>24.801</b>	<b>122.7</b>	<b>1:29.843</b>
8-	22.683	131.8	44.045	117.1	25.457	121.4	1:32.185	17-	22.041	129.1	43.789	118.4	27.850	121.4	1:33.680
9-	22.851	131.8	45.197	117.7	In		1:38.566 P								
<b>26</b>	<b>Carlos HUERTAS</b>				Int Räikkönen Robertson Racing										
1-	Out 115.9	53.796	112.2	In		1:57.506 P	9-	Out 124.7	48.729	115.7	26.844	120.1	3:05.067		
2-	Out 120.9	51.091	114.5	27.945	118.1	4:31.500	10-	22.458	131.6	43.862	118.8	25.620	120.7	1:31.940	
3-	26.026	126.4	46.220	116.3	27.909	119.0	1:40.155	11-	22.484	131.1	43.082	118.6	25.037	120.9	1:30.603
4-	24.577	128.1	45.140	117.3	27.736	119.2	1:37.453	12-	22.158	130.3	43.044	<b>119.0</b>	24.736	121.1	1:29.938
5-	23.727	128.3	43.876	117.9	26.254	120.3	1:33.857	13-	22.131	<b>132.1</b>	43.045	118.4	24.879	120.7	1:30.055
6-	23.092	130.6	43.929	118.4	26.287	120.3	1:33.308	14-	22.050	130.8	43.031	<b>119.0</b>	24.670	<b>121.4</b>	1:29.751
7-	23.529	121.1	49.508	116.1	26.441	120.7	1:39.478	15-	21.773	130.8	<b>42.981</b>	118.4	24.562	121.1	1:29.316
8-	22.919	130.6	43.563	117.9	In		1:37.135 P	16-	<b>21.573</b>	131.8	42.998	<b>119.0</b>	<b>24.457</b>	120.5	<b>1:29.028</b>
<b>27</b>	<b>Felipe NASR</b>				Int Räikkönen Robertson Racing										
1-	Out <b>118.1</b>	51.492	104.2	In		1:50.787 P	2-	Out 105.8	49.724	<b>108.2</b>	<b>26.778</b>	<b>118.6</b>	4:57.326		
<b>31</b>	<b>Jean-Eric VERGNE</b>				Int Carlin										
1-	Out 90.3	54.490	113.6	29.562	105.7	1:58.819	10-	Out 104.9	48.080	114.9	26.168	119.2	3:01.000		
2-	27.571	123.4	49.459	113.9	27.596	118.4	1:44.626	11-	23.554	128.3	44.337	117.3	25.265	120.3	1:33.156
3-	25.689	127.8	46.283	116.5	26.674	120.1	1:38.646	12-	22.623	131.3	43.090	118.6	24.870	120.7	1:30.583
4-	23.908	129.6	45.289	118.1	26.060	119.4	1:35.257	13-	22.085	131.8	43.058	118.4	24.774	120.5	1:29.917
5-	23.575	131.1	44.263	117.1	25.753	119.6	1:33.591	14-	21.901	<b>132.9</b>	42.974	<b>119.0</b>	24.938	119.4	1:29.813
6-	23.448	130.3	43.877	117.1	27.792	118.6	1:35.117	15-	21.888	132.4	43.070	118.4	24.600	120.9	1:29.558
7-	23.195	131.1	43.414	118.6	25.550	120.1	1:32.159	16-	21.557	132.4	<b>42.815</b>	118.8	<b>24.438</b>	<b>121.4</b>	1:28.810
8-	22.641	131.1	43.123	118.1	25.267	<b>121.4</b>	1:31.031	17-	21.498	131.3	42.901	<b>119.0</b>	24.473	<b>121.4</b>	1:28.872
9-	24.445	126.1	47.252	117.5	In		1:42.466 P	18-	<b>21.383</b>	132.4	42.832	118.8	24.536	120.9	<b>1:28.751</b>
<b>32</b>	<b>Lucas FORESTI</b>				Int Carlin										
1-	Out 97.7	51.819	113.9	28.592	118.1	1:57.126	5-	24.514	130.1	47.190	104.5	27.375	119.2	1:39.079	
2-	26.012	123.6	47.958	116.3	27.532	119.2	1:41.502	6-	23.396	130.3	44.375	117.3	26.480	119.8	1:34.251
3-	24.511	128.3	47.306	117.1	28.152	119.2	1:39.969	7-	23.460	126.6	<b>43.965</b>	<b>117.7</b>	<b>25.983</b>	119.8	<b>1:33.408</b>
4-	26.943	125.7	45.635	117.1	27.254	<b>120.1</b>	1:39.832								
<b>43</b>	<b>Menasheh IDAFAR</b>				Nat T-Sport										
1-	Out 118.8	52.482	112.0	28.773	116.5	1:47.656	10-	22.549	128.8	43.669	117.5	25.484	119.6	1:31.702	
2-	26.376	121.8	49.062	114.7	27.625	117.9	1:43.063	11-	22.296	129.6	43.946	118.1	<b>25.226</b>	<b>119.8</b>	1:31.468
3-	25.489	109.8	48.289	115.3	27.002	118.1	1:40.780	12-	22.277	<b>130.1</b>	45.170	116.1	26.141	119.0	1:33.588
4-	24.484	125.7	47.499	112.8	28.122	117.3	1:40.105	13-	22.229	<b>130.1</b>	43.715	117.9	25.333	119.6	<b>1:31.277</b>
5-	24.587	125.7	44.767	116.5	26.362	119.0	1:35.716	14-	22.181	<b>130.1</b>	43.885	117.9	25.340	119.4	1:31.406
6-	23.561	127.1	44.005	117.1	25.762	119.0	1:33.328	15-	22.213	128.8	<b>43.615</b>	<b>118.4</b>	25.560	119.4	1:31.388
7-	23.156	127.6	47.814	116.5	25.968	119.2	1:36.938	16-	22.367	128.1	45.900	117.1	25.754	<b>119.8</b>	1:34.021
8-	22.785	129.1	46.304	116.3	26.057	119.0	1:35.146	17-	<b>21.996</b>	128.8	43.705	116.7	26.581	115.9	1:32.282
9-	22.660	128.8	44.853	116.9	25.541	119.4	1:33.054								

Weather / Track : Bright / Drying

Oulton Park International  
Circuit Length = 2.6920 miles  
Start: 10:40 End: 11:11

**Cooper Tires British F3 International Series**  
**QUALIFYING - SECTOR ANALYSIS**

<b>44</b>	<b>James COLE</b>						<b>Nat T-Sport</b>								
1 -	Out	87.2	57.808	111.7	29.253	116.1	<b>2:03.322</b>	10 -	22.863	127.6	44.083	<b>116.3</b>	25.665	118.8	<b>1:32.611</b>
2 -	26.020	124.0	50.565	113.4	28.067	117.5	<b>1:44.652</b>	11 -	22.922	127.1	44.061	116.1	25.745	117.3	<b>1:32.728</b>
3 -	24.795	125.7	45.976	115.1	27.034	117.9	<b>1:37.805</b>	12 -	22.735	127.3	44.261	115.9	25.664	117.9	<b>1:32.660</b>
4 -	28.941	117.3	47.557	114.7	26.802	118.1	<b>1:43.300</b>	13 -	22.880	127.1	44.251	114.3	25.404	118.4	<b>1:32.535</b>
5 -	23.863	126.4	45.917	115.5	26.463	118.8	<b>1:36.243</b>	14 -	22.642	128.3	43.864	116.1	25.436	117.7	<b>1:31.942</b>
6 -	23.433	127.1	44.844	115.5	25.934	118.4	<b>1:34.211</b>	15 -	22.453	<b>128.8</b>	<b>43.802</b>	115.9	25.410	118.4	<b>1:31.665</b>
7 -	23.218	126.9	45.148	115.5	25.885	118.8	<b>1:34.251</b>	16 -	<b>22.418</b>	127.8	43.957	115.7	<b>25.184</b>	118.8	<b>1:31.559</b>
8 -	22.872	128.6	44.368	115.7	25.585	<b>119.0</b>	<b>1:32.825</b>	17 -	22.553	127.1	43.975	115.9	25.208	118.8	<b>1:31.736</b>
9 -	22.865	128.1	44.363	115.7	25.616	118.8	<b>1:32.844</b>	18 -	22.478	127.3	43.872	115.7	25.298	118.4	<b>1:31.648</b>

Weather / Track : Bright / Drying

Oulton Park International  
 Circuit Length = 2.6920 miles  
 Start: 10:40 End: 11:11

# Cooper Tires British F3 International Series

## QUALIFYING - BEST SECTOR TIMES

SECTOR 1			SECTOR 2			SECTOR 3			IDEAL / BEST COMPARISON						
POS	NO	NAME	TIME	NO	NAME	TIME	NO	NAME	TIME	POS	NO	NAME	IDEAL	BEST	DIFF
1	31	VERGNE	21.383	31	VERGNE	42.815	31	VERGNE	24.438	1	31	VERGNE	1:28.636	1:28.751	0.115
2	6	WEBB	21.449	26	HUERTAS	42.981	26	HUERTAS	24.457	2	6	WEBB	1:28.987	1:29.044	0.057
3	21	SVENDSEN-COOK	21.504	6	WEBB	43.005	6	WEBB	24.533	3	26	HUERTAS	1:29.011	1:29.028	0.017
4	26	HUERTAS	21.573	8	NAKAJIMA	43.029	21	SVENDSEN-COOK	24.546	4	21	SVENDSEN-COOK	1:29.087	1:29.104	0.017
5	14	BRIDGER	21.589	21	SVENDSEN-COOK	43.037	14	BRIDGER	24.570	5	14	BRIDGER	1:29.272	1:29.272	0.000
6	1	BUZAID	21.725	4	DIAS	43.062	4	DIAS	24.623	6	4	DIAS	1:29.495	1:29.495	0.000
7	4	DIAS	21.810	1	BUZAID	43.070	1	BUZAID	24.711	7	1	BUZAID	1:29.506	1:29.549	0.043
8	22	JARFAR	21.819	14	BRIDGER	43.113	22	JARFAR	24.712	8	8	NAKAJIMA	1:29.772	1:30.010	0.238
9	8	NAKAJIMA	21.821	2	CALADO	43.122	3	BULLER	24.740	9	25	LLOYD	1:29.817	1:29.843	0.026
10	7	BRUNDLE	21.829	25	LLOYD	43.147	7	BRUNDLE	24.772	10	7	BRUNDLE	1:29.882	1:30.049	0.167
11	25	LLOYD	21.869	3	BULLER	43.232	25	LLOYD	24.801	11	22	JARFAR	1:30.032	1:30.126	0.094
12	2	CALADO	21.903	7	BRUNDLE	43.281	5	MCKENZIE	24.849	12	3	BULLER	1:30.066	1:30.066	0.000
13	43	IDAFAR	21.996	5	MCKENZIE	43.492	8	NAKAJIMA	24.922	13	2	CALADO	1:30.111	1:31.097	0.986
14	5	MCKENZIE	22.006	22	JARFAR	43.501	2	CALADO	25.086	14	5	MCKENZIE	1:30.347	1:30.452	0.105
15	3	BULLER	22.094	43	IDAFAR	43.615	44	COLE	25.184	15	43	IDAFAR	1:30.837	1:31.277	0.440
16	18	FONG	22.397	44	COLE	43.802	43	IDAFAR	25.226	16	44	COLE	1:31.404	1:31.559	0.155
17	44	COLE	22.418	9	SNEGIREV	43.813	9	SNEGIREV	25.357	17	9	SNEGIREV	1:31.627	1:31.803	0.176
18	9	SNEGIREV	22.457	32	FORESTI	43.965	18	FONG	25.907	18	18	FONG	1:32.733	1:32.921	0.188
19	32	FORESTI	23.163	18	FONG	44.429	32	FORESTI	25.983	19	32	FORESTI	1:33.111	1:33.408	0.297
20	27	NASR	34.390	27	NASR	49.433	27	NASR	26.778	20	27	NASR	1:50.601		
												Perfect Lap		1:28.636	

Weather / Track : Bright / Drying

Oulton Park International  
Circuit Length = 2.6920 miles  
Start: 10:40 End: 11:11

**Cooper Tires British F3 International Series**  
**QUALIFYING - SPEED TRAPS**


SECTOR 1				SECTOR 2			FINISH LINE			
POS	NO	NAME	MPH	NO	NAME	MPH	NO	NAME	MPH	
1	31	Jean-Eric VERGNE	132.9	4	Gabriel DIAS	119.4	25	Hywel LLOYD	122.7	
2	6	Oliver WEBB	132.6	14	Jay BRIDGER	119.2	4	Gabriel DIAS	121.4	
3	21	Rupert SVENDSEN-COOK	132.6	25	Hywel LLOYD	119.0	21	Rupert SVENDSEN-COOK	121.4	
4	25	Hywel LLOYD	132.1	26	Carlos HUERTAS	119.0	26	Carlos HUERTAS	121.4	
5	26	Carlos HUERTAS	132.1	31	Jean-Eric VERGNE	119.0	31	Jean-Eric VERGNE	121.4	
6	14	Jay BRIDGER	131.8	7	Alex BRUNDLE	118.8	2	James CALADO	121.1	
7	5	Daniel MCKENZIE	131.6	21	Rupert SVENDSEN-COOK	118.8	3	William BULLER	121.1	
8	1	Adriano BUZAID	131.3	1	Adriano BUZAID	118.6	14	Jay BRIDGER	121.1	
9	2	James CALADO	131.3	3	William BULLER	118.6	22	Jazeman JARFAR	121.1	
10	8	Daisuke NAKAJIMA	131.3	8	Daisuke NAKAJIMA	118.6	1	Adriano BUZAID	120.9	
11	22	Jazeman JARFAR	131.3	6	Oliver WEBB	118.4	5	Daniel MCKENZIE	120.9	
12	3	William BULLER	131.1	22	Jazeman JARFAR	118.4	6	Oliver WEBB	120.9	
13	4	Gabriel DIAS	130.8	43	Menasheh IDAFAR	118.4	8	Daisuke NAKAJIMA	120.7	
14	32	Lucas FORESTI	130.8	2	James CALADO	117.9	7	Alex BRUNDLE	120.5	
15	7	Alex BRUNDLE	130.6	5	Daniel MCKENZIE	117.7	9	Max SNEGIREV	120.1	
16	9	Max SNEGIREV	130.1	32	Lucas FORESTI	117.7	32	Lucas FORESTI	120.1	
17	43	Menasheh IDAFAR	130.1	9	Max SNEGIREV	117.1	43	Menasheh IDAFAR	119.8	
18	18	Adderley FONG	128.8	18	Adderley FONG	116.9	44	James COLE	119.0	
19	44	James COLE	128.8	44	James COLE	116.3	18	Adderley FONG	118.8	
20	27	Felipe NASR	118.1	27	Felipe NASR	108.2	27	Felipe NASR	118.6	

Weather / Track : Bright / Drying

Oulton Park International  
 Circuit Length = 2.6920 miles  
 Start: 10:40 End: 11:11

# Cooper Tires British F3 International Series

## RACE 3 - ROUND 1 - GRID

ROW 10	1:34.251 32 Lucas FORESTI	27 Felipe NASR
ROW 9	1:31.854 9 Max SNEGIREV	18 Adderley FONG
ROW 8	1:31.568 2 James CALADO	44 James COLE
ROW 7	1:30.726 5 Daniel MCKENZIE	43 Menasheh IDAFAR
ROW 6	1:30.611 7 Alex BRUNDLE	3 William BULLER
ROW 5	1:30.159 22 Jazeman JARFAR	4 Gabriel DIAS
ROW 4	1:30.025 25 Hywel LLOYD	8 Daisuke NAKAJIMA
ROW 3	1:29.657 1 Adriano BUZAID	14 Jay BRIDGER
ROW 2	1:29.269 21 Rupert SVENDSEN-COOK	26 Carlos HUERTAS
ROW 1	1:28.810 31 Jean-Eric VERGNE	6 Oliver WEBB
<b>Pole</b>		
		

Oulton Park International  
Circuit Length = 2.6920 miles


**These results are provisional until the conclusion of any judicial and technical matters.**

Race Director :

Stewards :

Timekeeper :

**Cooper Tires British F3 International Series**  
**RACE 11 - ROUND 3 - GRID**

ROW 10	1:33.408 32 Lucas FORESTI	27 Felipe NASR
ROW 9	1:31.803 9 Max SNEGIREV	18 Adderley FONG 1:32.921
ROW 8	1:31.277 43 Menasheh IDAFAR	44 James COLE 1:31.559
ROW 7	1:30.452 5 Daniel MCKENZIE	2 James CALADO 1:31.097
ROW 6	1:30.066 3 William BULLER	22 Jazeman JARFAR 1:30.126
ROW 5	1:30.010 8 Daisuke NAKAJIMA	7 Alex BRUNDLE 1:30.049
ROW 4	1:29.549 1 Adriano BUZAID	25 Hywel LLOYD 1:29.843
ROW 3	1:29.272 14 Jay BRIDGER	4 Gabriel DIAS 1:29.495
ROW 2	1:29.044 6 Oliver WEBB	21 Rupert SVENDSEN-COOK 1:29.104
ROW 1	1:28.751 31 Jean-Eric VERGNE	26 Carlos HUERTAS 1:29.028
<b>Pole</b>		
		

Oulton Park International  
 Circuit Length = 2.6920 miles

**These results are provisional until the conclusion of any judicial and technical matters.**

Race Director :	Stewards :	Timekeeper :

# Cooper Tires British F3 International Series

## RACE 3 - ROUND 1 - CLASSIFICATION

POS	NO	CL	DRIVER / TEAM	CAR	LAPS	TIME	GAP	DIFF	MPH	BEST	ON
1	31	Int	<b>Jean-Eric VERGNE (FRA)</b> Carlin	Dallara F308 Volkswagen	19	30:21.288			101.10	1:29.073	12
2	6	Int	<b>Oliver WEBB (GBR)</b> Fortec Motorsport	Dallara F308 Mercedes HWA	19	30:24.779	3.491	3.491	100.90	1:29.148	3
3	1	Int	<b>Adriano BUZAID (BRA)</b> Carlin	Dallara F308 Volkswagen	19	30:27.085	5.797	2.306	100.78	1:29.315	4
4	26	Int	<b>Carlos HUERTAS (COL)</b> Räikkönen Robertson Racing	Dallara F308 Mercedes HWA	19	30:30.986	9.698	3.901	100.56	1:29.272	4
5	21	Int	<b>Rupert SVENDSEN-COOK (GBR)</b> Carlin	Dallara F308 Volkswagen	19	30:32.452	11.164	1.466	100.48	1:29.852	3
6	8	Int	<b>Daisuke NAKAJIMA (JPN)</b> Räikkönen Robertson Racing	Dallara F308 Mercedes HWA	19	30:33.860	12.572	1.408	100.40	1:29.915	3
7	4	Int	<b>Gabriel DIAS (BRA)</b> Hitech Racing	Dallara F310 Volkswagen	19	30:37.029	15.741	3.169	100.23	1:30.109	11
8	22	Int	<b>Jazeman JAAFAR (MAS)</b> Carlin	Dallara F308 Volkswagen	19	30:38.230	16.942	1.201	100.16	1:30.265	5
9	5	Int	<b>Daniel MCKENZIE (GBR)</b> Fortec Motorsport	Dallara F308 Mercedes HWA	19	30:39.059	17.771	0.829	100.12	1:30.229	12
10	3	Int	<b>William BULLER (GBR)</b> Hitech Racing	Dallara F310 Volkswagen	19	30:41.393	20.105	2.334	99.99	1:29.962	3
11	43	Nat	<b>Menasheh IDAFAR (BRN)</b> T-Sport	Dallara F307 Mugen Honda	19	30:47.547	26.259	6.154	99.66	1:30.564	10
12	44	Nat	<b>James COLE (GBR)</b> T-Sport	Dallara F307 Mugen Honda	19	30:55.002	33.714	7.455	99.26	1:31.359	10
13	9	Int	<b>Max SNEGIREV (RUS)</b> Fortec Motorsport	Dallara F308 Mercedes HWA	19	30:55.447	34.159	0.445	99.24	1:31.504	10
14	25	Int	<b>Hywel LLOYD (GBR)</b> C F Racing with Manor Motorsport	Dallara F308 Mercedes HWA	19	30:56.088	34.800	0.641	99.20	1:30.336	3
15	7	Int	<b>Alex BRUNDLE (GBR)</b> T-Sport Powered By Volkswagen	Dallara F310 Volkswagen	19	30:56.716	35.428	0.628	99.17	1:30.259	3
16	18	Int	<b>Adderley FONG (CHN)</b> Sino Vision Racing	Dallara F308 Mercedes HWA	19	31:03.669	42.381	6.953	98.80	1:31.653	9
17	32	Int	<b>Lucas FORESTI (BRA)</b> Carlin	Dallara F308 Volkswagen	18	30:40.706	1 lap	1 lap	94.76	1:30.482	16
18	14	Int	<b>Jay BRIDGER (GBR)</b> Litespeed F3	Dallara F308 Mercedes	17	27:33.865	2 laps	1 lap	99.61	1:29.953	12

### NOT CLASSIFIED

DNC	27	Int	<b>Felipe NASR (BRA)</b> Räikkönen Robertson Racing	Dallara F308 Mercedes HWA	7	12:40.655	12 laps	10 laps	89.18	1:31.852	3
DNC	2	Int	<b>James CALADO (GBR)</b> Carlin	Dallara F308 Volkswagen	3	4:42.159	16 laps	4 laps	103.04	1:30.359	3

### FASTEST LAP

31	Int	<b>Jean-Eric VERGNE (FRA)</b> Carlin	Dallara F308 Volkswagen	12	1:29.073	108.80 mph	175.09 kph
43	Nat	<b>Menasheh IDAFAR (BRN)</b> T-Sport	Dallara F307 Mugen Honda	10	1:30.564	107.01 mph	172.21 kph

Weather / Track : Cloudy / Dry

These results are provisional until the conclusion of any judicial and technical matters.

Oulton Park International  
Circuit Length = 2.6920 miles  
Start: 15:51 End: 16:22

Race Director :	Stewards :	Timekeeper :
-----------------	------------	--------------

# Cooper Tires British F3 International Series

## RACE 3 - ROUND 1 - LAP CHART

Lap 1			Lap 2			Lap 3			Lap 4			Lap 5		
No	Behind	Laptime	No	Behind	Laptime	No	Behind	Laptime	No	Behind	Laptime	No	Behind	Laptime
31		1:33.990	31		1:29.670	31		1:29.281	31		1:29.336	31		1:29.544
6	1.149	1:35.139	6	1.226	1:29.747	6	1.093	1:29.148	6	0.934	1:29.177	6	1.557	1:30.167
1	2.409	1:36.399	1	2.656	1:29.917	1	2.752	1:29.377	1	2.731	1:29.315	1	2.952	1:29.765
26	3.196	1:37.186	26	3.296	1:29.770	26	3.603	1:29.588	26	3.539	1:29.272	26	4.113	1:30.118
21	3.781	1:37.771	21	4.094	1:29.983	21	4.665	1:29.852	21	5.511	1:30.182	21	6.581	1:30.614
8	4.537	1:38.527	8	5.194	1:30.327	8	5.828	1:29.915	8	6.597	1:30.105	8	8.202	1:31.149
14	5.524	1:39.514	14	6.412	1:30.558	14	7.116	1:29.985	14	7.870	1:30.090	14	8.824	1:30.498
4	5.864	1:39.854	4	6.971	1:30.777	4	8.154	1:30.464	4	9.072	1:30.254	4	10.380	1:30.852
25	6.751	1:40.741	25	7.850	1:30.769	25	8.905	1:30.336	22	12.275	1:31.768	22	12.996	1:30.265
2	7.127	1:41.117	2	8.140	1:30.683	2	9.218	1:30.359	5	12.752	1:31.589	5	13.900	1:30.692
22	7.354	1:41.344	22	8.734	1:31.050	22	9.843	1:30.390	43	14.761	1:31.044	43	16.667	1:31.450
5	7.545	1:41.535	5	9.475	1:31.600	5	10.499	1:30.305	44	16.835	1:31.399	44	18.895	1:31.604
43	9.702	1:43.692	43	11.635	1:31.603	43	13.053	1:30.699	3	17.228	1:30.591	3	19.359	1:31.675
44	10.362	1:44.352	44	12.570	1:31.878	44	14.772	1:31.483	9	23.158	1:32.968	9	26.591	1:32.977
9	13.272	1:47.262	3	15.292	1:31.623	3	15.973	1:29.962	27	23.726	1:32.954	27	27.229	1:33.047
3	13.339	1:47.329	9	16.910	1:33.308	9	19.526	1:31.897	32	24.140	1:32.879	32	27.946	1:33.350
27	15.130	1:49.120	27	17.537	1:32.077	27	20.108	1:31.852	7	24.650	1:32.083	7	28.850	1:33.744
32	15.854	1:49.844	32	17.990	1:31.806	32	20.597	1:31.888	18	30.161	1:34.204	18	33.253	1:32.636
18	17.218	1:51.208	7	20.925	1:31.627	7	21.903	1:30.259	25	39.258	1:59.689 P	25	1:05.657	1:55.943
7	18.968	1:52.958	18	21.960	1:34.412	18	25.293	1:32.614						

Weather / Track : Cloudy / Dry

Oulton Park International  
Circuit Length = 2.6920 miles  
Start: 15:51 End: 16:22

# Cooper Tires British F3 International Series

## RACE 3 - ROUND 1 - LAP CHART

Lap 6			Lap 7			Lap 8			Lap 9			Lap 10		
No	Behind	Laptime	No	Behind	Laptime	No	Behind	Laptime	No	Behind	Laptime	No	Behind	Laptime
31		2:23.205	31		2:30.601	31		1:29.708	31		1:29.401	31		1:29.182
6	1.260	2:22.908	6	0.672	2:30.013	6	1.164	1:30.200	6	1.638	1:29.875	6	2.187	1:29.731
1	2.687	2:22.940	1	1.130	2:29.044	1	1.957	1:30.535	1	2.512	1:29.956	1	3.238	1:29.908
26	3.863	2:22.955	26	1.613	2:28.351	26	2.614	1:30.709	26	3.120	1:29.907	26	3.983	1:30.045
21	4.776	2:21.400	21	1.935	2:27.760	21	3.181	1:30.954	21	4.201	1:30.421	21	5.347	1:30.328
8	5.689	2:20.692	8	2.431	2:27.343	8	3.940	1:31.217	8	4.937	1:30.398	8	6.117	1:30.362
14	6.592	2:20.973	14	3.138	2:27.147	14	4.772	1:31.342	14	5.894	1:30.523	14	7.110	1:30.398
4	7.095	2:19.920	4	3.384	2:26.890	4	5.667	1:31.991	4	6.847	1:30.581	4	8.277	1:30.612
22	7.777	2:17.986	22	3.936	2:26.760	22	6.022	1:31.794	22	7.468	1:30.847	22	8.720	1:30.434
5	8.367	2:17.672	5	4.619	2:26.853	5	6.537	1:31.626	5	7.933	1:30.797	5	9.287	1:30.536
43	9.122	2:15.660	43	5.323	2:26.802	43	7.191	1:31.576	43	8.856	1:31.066	43	10.238	1:30.564
44	10.186	2:14.496	44	5.711	2:26.126	3	8.103	1:31.977	3	9.377	1:30.675	3	10.596	1:30.401
3	10.781	2:14.627	3	5.834	2:25.654	44	9.971	1:33.968	44	12.559	1:31.989	44	14.736	1:31.359
9	11.722	2:08.336	9	6.755	2:25.634	9	10.352	1:33.305	9	12.942	1:31.991	9	15.264	1:31.504
27	12.396	2:08.372	7	8.797	2:25.598	7	10.744	1:31.655	7	13.310	1:31.967	25	15.779	1:31.302
32	13.261	2:08.520	18	9.544	2:25.572	25	11.966	1:31.857	25	13.659	1:31.094	18	18.898	1:31.813
7	13.800	2:08.155	25	9.817	2:20.941	18	14.015	1:34.179	18	16.267	1:31.653	7	20.417	1:36.289
18	14.573	2:04.525	27	15.028	2:33.233 P	32	1:26.109	2:39.491	32	1:27.740	1:31.032			
25	19.477	1:37.025	32	16.326	2:33.666 P									

Weather / Track : Cloudy / Dry

Oulton Park International  
Circuit Length = 2.6920 miles  
Start: 15:51 End: 16:22

# Cooper Tires British F3 International Series

## RACE 3 - ROUND 1 - LAP CHART

Lap 11			Lap 12			Lap 13			Lap 14			Lap 15		
No	Behind	Laptime	No	Behind	Laptime	No	Behind	Laptime	No	Behind	Laptime	No	Behind	Laptime
31		1:29.523	31		1:29.073	31		1:29.351	31		1:29.480	31		1:29.621
32	1 LAP	1:32.384	6	3.001	1:29.837	6	3.113	1:29.463	6	3.317	1:29.684	6	3.663	1:29.967
6	2.237	1:29.573	1	4.409	1:29.912	1	4.670	1:29.612	1	5.060	1:29.870	1	5.009	1:29.570
1	3.570	1:29.855	32	1 LAP	1:33.044	26	7.310	1:30.952	26	7.948	1:30.118	26	8.269	1:29.942
26	4.437	1:29.977	26	5.709	1:30.345	21	7.976	1:30.222	21	8.759	1:30.263	21	9.455	1:30.317
21	5.860	1:30.036	21	7.105	1:30.318	8	9.227	1:30.721	8	10.413	1:30.666	8	11.124	1:30.332
8	6.730	1:30.136	8	7.857	1:30.200	14	10.149	1:30.725	14	11.185	1:30.516	14	12.034	1:30.470
14	7.895	1:30.308	14	8.775	1:29.953	4	11.441	1:30.811	4	12.518	1:30.557	4	13.615	1:30.718
4	8.863	1:30.109	4	9.981	1:30.191	22	12.469	1:31.011	22	13.294	1:30.305	22	14.106	1:30.433
22	9.613	1:30.416	22	10.809	1:30.269	5	13.337	1:31.316	5	14.177	1:30.320	5	15.123	1:30.567
5	10.216	1:30.452	5	11.372	1:30.229	32	1 LAP	1:38.171	32	1 LAP	1:30.918	32	1 LAP	1:30.890
3	12.641	1:31.568	3	13.981	1:30.413	3	15.260	1:30.630	3	16.386	1:30.606	3	17.721	1:30.956
43	13.531	1:32.816	43	15.291	1:30.833	43	16.969	1:31.029	43	19.122	1:31.633	43	20.653	1:31.152
44	17.146	1:31.933	44	19.959	1:31.886	44	22.486	1:31.878	44	24.731	1:31.725	44	26.751	1:31.641
9	17.489	1:31.748	9	20.505	1:32.089	9	22.875	1:31.721	9	25.295	1:31.900	9	27.550	1:31.876
25	17.946	1:31.690	25	21.171	1:32.298	25	23.406	1:31.586	25	26.117	1:32.191	25	28.065	1:31.569
18	21.297	1:31.922	18	24.419	1:32.195	7	27.206	1:31.851	7	29.047	1:31.321	7	29.925	1:30.499
7	22.316	1:31.422	7	24.706	1:31.463	18	28.318	1:33.250	18	31.549	1:32.711	18	34.408	1:32.480

Weather / Track : Cloudy / Dry

Oulton Park International  
Circuit Length = 2.6920 miles  
Start: 15:51 End: 16:22

# Cooper Tires British F3 International Series

## RACE 3 - ROUND 1 - LAP CHART

Lap 16			Lap 17			Lap 18			Lap 19		
No	Behind	Laptime	No	Behind	Laptime	No	Behind	Laptime	No	Behind	Laptime
31		1:29.702	31		1:29.731	31		1:30.209	31		1:30.680
6	3.969	1:30.008	6	4.018	1:29.780	6	3.837	1:30.028	6	3.491	1:30.334
1	5.233	1:29.926	1	5.499	1:29.997	1	5.294	1:30.004	1	5.797	1:31.183
26	8.488	1:29.921	26	8.955	1:30.198	26	9.166	1:30.420	26	9.698	1:31.212
21	9.967	1:30.214	21	10.460	1:30.224	21	10.630	1:30.379	21	11.164	1:31.214
8	11.691	1:30.269	8	12.350	1:30.390	8	12.303	1:30.162	8	12.572	1:30.949
14	12.862	1:30.530	14	13.466	1:30.335	4	15.456	1:30.841	4	15.741	1:30.965
4	14.274	1:30.361	4	14.824	1:30.281	22	16.579	1:30.789	22	16.942	1:31.043
22	14.911	1:30.507	22	15.999	1:30.819	5	17.387	1:30.945	5	17.771	1:31.064
5	15.700	1:30.279	5	16.651	1:30.682	32	1 LAP	1:30.623	32	1 LAP	1:31.126
32	1 LAP	1:30.592	32	1 LAP	1:30.482	3	19.592	1:30.402	3	20.105	1:31.193
3	18.579	1:30.560	3	19.399	1:30.551	43	25.026	1:31.842	43	26.259	1:31.913
43	21.848	1:30.897	43	23.393	1:31.276	44	32.448	1:31.887	44	33.714	1:31.946
44	28.769	1:31.720	44	30.770	1:31.732	9	32.866	1:31.925	9	34.159	1:31.973
9	29.362	1:31.514	9	31.150	1:31.519	25	33.332	1:31.150	25	34.800	1:32.148
25	29.678	1:31.315	25	32.391	1:32.444	7	34.044	1:31.214	7	35.428	1:32.064
7	31.810	1:31.587	7	33.039	1:30.960	18	41.017	1:32.243	18	42.381	1:32.044
18	36.753	1:32.047	18	38.983	1:31.961						

Weather / Track : Cloudy / Dry

Oulton Park International  
Circuit Length = 2.6920 miles  
Start: 15:51 End: 16:22

**Cooper Tires British F3 International Series**  
**RACE 3 - ROUND 1 - SECTOR ANALYSIS**

1		Adriano BUZAI				Int Carlin									
1-	128.8	44.241	116.9	24.790	120.3	1:36.399	11-	21.501	130.8	43.683	116.9	24.671	120.5	1:29.855	
2-	21.593	131.1	43.738	117.3	24.586	120.7	1:29.917	12-	21.482	131.6	43.660	116.5	24.770	120.3	1:29.912
3-	21.486	130.8	<b>43.337</b>	117.5	24.554	120.5	1:29.377	13-	21.452	130.3	43.532	<b>117.7</b>	24.628	120.5	1:29.612
4-	<b>21.353</b>	131.1	43.443	117.5	<b>24.519</b>	120.3	<b>1:29.315</b>	14-	21.443	131.1	43.769	117.1	24.658	120.3	1:29.870
5-	21.378	130.6	43.725	117.5	24.662	117.7	1:29.765	15-	21.465	130.6	43.431	117.1	24.674	120.3	1:29.570
6-	34.062	65.5	1:09.807	76.8	39.071	85.2	2:22.940	16-	21.527	130.3	43.720	<b>117.7</b>	24.679	<b>120.9</b>	1:29.926
7-	32.822	76.4	1:18.231	61.1	37.991	120.5	2:29.044	17-	21.574	131.1	43.745	117.5	24.678	120.3	1:29.997
8-	21.933	131.1	43.816	117.5	24.786	120.5	1:30.535	18-	21.715	130.3	43.678	<b>117.7</b>	24.611	120.5	1:30.004
9-	21.502	<b>131.8</b>	43.626	117.3	24.828	120.7	1:29.956	19-	21.603	130.6	44.445	117.1	25.135	119.8	1:31.183
10-	21.505	<b>131.8</b>	43.790	117.3	24.613	120.7	1:29.908								
2		James CALADO				Int Carlin									
1-	129.8	45.920	<b>117.7</b>	25.196	121.4	1:41.117	3-	21.710	<b>132.6</b>	43.920	117.5	<b>24.729</b>	121.8	<b>1:30.359</b>	
2-	21.997	131.6	<b>43.892</b>	117.5	24.794	<b>123.1</b>	1:30.683								
3		William BULLER				Int Hitech Racing									
1-	127.1	49.244	115.5	25.758	122.5	1:47.329	11-	22.170	127.8	44.301	117.3	25.097	120.9	1:31.568	
2-	22.692	128.6	43.838	118.1	25.093	121.4	1:31.623	12-	21.755	129.8	43.786	117.1	24.872	120.5	1:30.413
3-	21.738	130.1	<b>43.547</b>	117.5	<b>24.677</b>	121.6	<b>1:29.962</b>	13-	<b>21.704</b>	129.8	43.939	117.5	24.987	121.1	1:30.630
4-	21.736	130.3	44.050	<b>118.4</b>	24.805	121.8	1:30.591	14-	21.752	130.3	43.935	116.5	24.919	121.4	1:30.606
5-	21.977	130.3	44.636	117.9	25.062	120.3	1:31.675	15-	21.999	129.8	44.083	117.1	24.874	121.1	1:30.956
6-	25.851	84.7	1:10.595	83.2	38.181	69.9	2:14.627	16-	21.710	130.3	43.958	117.7	24.892	121.8	1:30.560
7-	35.357	117.5	1:14.740	65.6	35.557	<b>123.4</b>	2:25.654	17-	21.773	130.3	43.943	117.9	24.835	121.8	1:30.551
8-	23.101	129.3	43.977	118.1	24.899	120.7	1:31.977	18-	21.784	<b>131.1</b>	43.761	117.9	24.857	121.8	1:30.402
9-	21.868	130.6	43.865	117.7	24.942	121.8	1:30.675	19-	21.770	130.1	44.333	117.9	25.090	116.5	1:31.193
10-	21.762	130.8	43.840	<b>118.4</b>	24.799	122.0	1:30.401								
4		Gabriel DIAS				Int Hitech Racing									
1-	129.3	45.383	117.9	25.213	121.6	1:39.854	11-	21.723	129.6	43.714	118.8	24.672	120.9	<b>1:30.109</b>	
2-	22.021	<b>130.8</b>	43.949	<b>119.2</b>	24.807	<b>121.8</b>	1:30.777	12-	<b>21.691</b>	130.1	43.794	118.8	24.706	121.1	1:30.191
3-	21.912	129.6	43.804	118.8	24.748	121.4	1:30.464	13-	21.768	129.1	44.123	118.8	24.920	120.3	1:30.811
4-	21.877	129.3	<b>43.696</b>	118.6	24.681	121.4	1:30.254	14-	21.842	129.1	43.968	118.6	24.747	120.5	1:30.557
5-	21.897	128.6	44.133	118.4	24.822	120.3	1:30.852	15-	21.968	128.8	43.993	118.1	24.757	120.7	1:30.718
6-	30.517	67.0	1:10.492	82.5	38.911	69.8	2:19.920	16-	21.830	128.8	43.871	118.6	<b>24.660</b>	120.9	1:30.361
7-	32.798	87.4	1:17.702	78.7	36.390	121.6	2:26.890	17-	21.754	129.1	43.852	118.8	24.675	120.7	1:30.281
8-	22.489	128.8	44.345	118.4	25.157	120.3	1:31.991	18-	22.008	127.8	44.045	118.4	24.788	120.5	1:30.841
9-	21.938	129.1	43.894	118.4	24.749	120.7	1:30.581	19-	22.159	127.8	43.950	118.1	24.856	120.3	1:30.965
10-	21.780	129.3	44.051	118.4	24.781	120.7	1:30.612								
5		Daniel MCKENZIE				Int Fortec Motorsport									
1-	126.1	45.874	117.5	25.287	<b>122.9</b>	1:41.535	11-	21.516	131.8	44.092	117.5	24.844	121.6	1:30.452	
2-	22.281	130.8	44.249	118.4	25.070	120.9	1:31.600	12-	<b>21.453</b>	<b>132.4</b>	44.002	118.4	24.774	120.7	<b>1:30.229</b>
3-	21.872	131.3	<b>43.699</b>	118.4	<b>24.734</b>	122.0	1:30.305	13-	21.648	129.8	44.728	117.3	24.940	120.9	1:31.316
4-	21.606	132.1	45.065	117.1	24.918	120.7	1:31.589	14-	21.531	131.6	44.048	117.5	24.741	120.7	1:30.320
5-	21.639	131.6	44.094	117.9	24.959	119.8	1:30.692	15-	21.527	130.8	44.096	117.7	24.944	120.9	1:30.567
6-	28.174	68.5	1:10.800	78.7	38.698	68.4	2:17.672	16-	21.483	131.3	43.951	117.5	24.845	121.1	1:30.279
7-	33.391	81.0	1:17.083	68.1	36.379	120.3	2:26.853	17-	21.584	131.3	44.014	118.6	25.084	121.1	1:30.682
8-	22.074	130.8	44.370	119.0	25.182	121.4	1:31.626	18-	21.871	128.3	44.095	117.7	24.979	120.5	1:30.945
9-	21.676	<b>132.4</b>	44.341	118.1	24.780	121.4	1:30.797	19-	21.722	130.1	44.361	117.5	24.981	121.1	1:31.064
10-	21.620	132.1	44.054	<b>119.2</b>	24.862	121.8	1:30.536								
6		Oliver WEBB				Int Fortec Motorsport									
1-	129.3	43.808	116.5	24.693	120.5	1:35.139	11-	21.494	131.1	43.550	117.5	24.529	<b>121.4</b>	1:29.573	
2-	21.561	131.8	43.556	116.7	24.630	120.9	1:29.747	12-	21.474	<b>132.9</b>	43.592	117.1	24.771	119.0	1:29.837
3-	21.297	132.1	43.498	116.5	<b>24.353</b>	121.1	<b>1:29.148</b>	13-	21.357	131.3	43.530	117.3	24.576	120.5	1:29.463
4-	<b>21.220</b>	132.6	<b>43.497</b>	116.3	24.460	121.1	1:29.177	14-	21.550	130.6	43.586	117.3	24.548	120.7	1:29.684
5-	21.350	131.8	43.766	<b>117.9</b>	25.051	94.4	1:30.167	15-	21.663	129.6	43.659	116.9	24.645	120.5	1:29.967
6-	33.761	68.3	1:10.189	74.2	38.958	76.4	2:22.908	16-	21.735	131.1	43.607	117.5	24.666	119.4	1:30.008
7-	33.138	75.0	1:18.246	62.4	38.629	119.6	2:30.013	17-	21.554	131.3	43.529	117.7	24.697	120.9	1:29.780
8-	21.698	131.6	43.763	116.9	24.739	120.5	1:30.200	18-	21.544	131.3	43.714	117.1	24.770	120.7	1:30.028
9-	21.616	131.1	43.624	117.3	24.635	120.3	1:29.875	19-	21.613	130.8	43.939	117.5	24.782	120.9	1:30.334

Weather / Track : Cloudy / Dry

Oulton Park International  
 Circuit Length = 2.6920 miles  
 Start: 15:51 End: 16:22

Cooper Tires British F3 International Series  
RACE 3 - ROUND 1 - SECTOR ANALYSIS

10-	21.506	131.1	43.620	117.9	24.605	120.7	1:29.731								
<b>7</b>	<b>Alex BRUNDLE</b> Int T-Sport Powered By Volkswagen														
1-	126.1	57.589	117.3	24.970	121.1	1:52.958	11-	22.099	130.8	43.920	118.1	25.403	120.3	1:31.422	
2-	22.095	130.8	44.053	118.8	25.479	120.5	1:31.627	12-	21.879	131.3	44.236	118.6	25.348	121.6	1:31.463
3-	21.907	130.1	<b>43.635</b>	118.4	<b>24.717</b>	120.5	<b>1:30.259</b>	13-	22.140	131.3	44.714	117.3	24.997	120.5	1:31.851
4-	21.790	130.1	44.881	116.5	25.412	120.9	1:32.083	14-	21.942	130.3	44.354	117.5	25.025	119.8	1:31.321
5-	21.854	131.3	44.985	117.9	26.905	99.7	1:33.744	15-	21.726	129.8	43.918	117.9	24.855	120.3	1:30.499
6-	25.350	126.4	1:04.803	62.2	38.002	69.4	2:08.155	16-	<b>21.699</b>	130.8	44.490	109.8	25.398	120.9	1:31.587
7-	39.830	77.5	1:10.302	71.0	35.466	117.5	2:25.598	17-	21.965	131.1	44.036	118.4	24.959	121.6	1:30.960
8-	22.132	130.3	44.020	<b>119.0</b>	25.503	121.4	1:31.655	18-	21.858	130.6	44.261	118.6	25.095	121.1	1:31.214
9-	22.295	131.3	44.303	118.6	25.369	120.9	1:31.967	19-	22.178	130.6	44.781	117.9	25.105	120.9	1:32.064
10-	22.040	<b>131.6</b>	48.830	116.9	25.419	120.5	1:36.289								
<b>8</b>	<b>Daisuke NAKAJIMA</b> Int Räikkönen Robertson Racing														
1-	130.3	44.729	118.1	25.164	120.5	1:38.527	11-	21.626	131.6	43.623	<b>118.4</b>	24.887	<b>121.6</b>	1:30.136	
2-	21.881	130.8	43.667	118.1	24.779	120.9	1:30.327	12-	21.612	<b>131.8</b>	43.552	<b>118.4</b>	25.036	120.9	1:30.200
3-	21.639	130.8	<b>43.501</b>	118.1	24.775	120.3	<b>1:29.915</b>	13-	21.811	129.8	44.051	<b>118.4</b>	24.859	120.9	1:30.721
4-	21.763	130.1	43.586	117.9	24.756	120.3	1:30.105	14-	21.988	129.6	43.700	117.9	24.978	120.3	1:30.666
5-	21.774	130.1	43.941	117.5	25.434	109.8	1:31.149	15-	21.738	129.8	43.618	117.3	24.976	120.7	1:30.332
6-	31.117	67.9	1:09.920	71.8	39.655	65.3	2:20.692	16-	21.806	130.8	43.590	117.9	24.873	120.9	1:30.269
7-	32.613	71.7	1:18.058	76.1	36.672	120.9	2:27.343	17-	21.904	129.3	43.656	117.9	24.830	120.9	1:30.390
8-	22.268	131.3	44.038	117.9	24.911	120.7	1:31.217	18-	21.647	130.8	43.545	117.5	24.970	120.5	1:30.162
9-	21.728	131.3	43.923	117.7	<b>24.747</b>	120.7	1:30.398	19-	21.694	130.3	44.182	117.3	25.073	120.9	1:30.949
10-	<b>21.561</b>	131.3	43.811	<b>118.4</b>	24.990	121.1	1:30.362								
<b>9</b>	<b>Max SNEGIREV</b> Int Fortec Motorsport														
1-	124.0	49.196	113.9	25.800	119.2	1:47.262	11-	22.308	129.1	<b>44.216</b>	117.1	25.224	120.3	1:31.748	
2-	23.332	128.1	44.700	115.9	25.276	120.5	1:33.308	12-	22.221	129.8	44.842	115.7	25.026	120.1	1:32.089
3-	22.508	126.9	44.333	116.1	25.056	120.5	1:31.897	13-	<b>21.964</b>	130.3	44.538	117.3	25.219	120.7	1:31.721
4-	22.239	128.8	45.548	115.5	25.181	119.6	1:32.968	14-	22.257	129.3	44.674	116.5	<b>24.969</b>	120.5	1:31.900
5-	22.241	128.1	45.205	115.9	25.531	119.2	1:32.977	15-	22.209	128.1	44.570	116.3	25.097	119.8	1:31.876
6-	24.514	125.2	1:05.296	78.3	38.526	66.4	2:08.336	16-	22.198	128.6	44.282	<b>117.5</b>	25.034	120.1	1:31.514
7-	36.410	87.6	1:13.717	73.1	35.507	119.2	2:25.634	17-	22.188	128.8	44.290	116.3	25.041	<b>121.7</b>	1:31.519
8-	22.586	129.8	45.302	116.3	25.417	120.5	1:33.305	18-	22.131	130.3	44.687	116.9	25.107	120.5	1:31.925
9-	22.316	130.1	44.439	116.7	25.236	120.1	1:31.991	19-	22.177	<b>131.3</b>	44.786	116.7	25.010	120.3	1:31.973
10-	22.132	130.1	44.345	116.7	25.027	120.3	<b>1:31.504</b>								
<b>14</b>	<b>Jay BRIDGER</b> Int Litespeed F3														
1-	129.3	45.220	117.1	25.237	120.5	1:39.514	10-	21.701	131.6	43.870	118.1	24.827	120.7	1:30.398	
2-	21.986	131.3	43.824	<b>118.4</b>	24.748	121.4	1:30.558	11-	21.639	131.6	43.850	117.9	24.819	121.4	1:30.308
3-	21.897	131.1	<b>43.472</b>	118.1	<b>24.616</b>	121.1	1:29.985	12-	21.612	131.3	43.573	<b>118.4</b>	24.768	120.5	<b>1:29.953</b>
4-	21.676	131.1	43.712	117.9	24.702	120.9	1:30.090	13-	<b>21.561</b>	131.3	44.425	117.7	24.739	121.1	1:30.725
5-	21.695	131.3	43.903	118.1	24.900	113.0	1:30.498	14-	21.674	131.6	44.062	117.3	24.780	121.1	1:30.516
6-	31.178	67.4	1:10.013	70.9	39.782	63.5	2:20.973	15-	21.722	131.8	43.936	118.1	24.812	121.1	1:30.470
7-	32.155	73.5	1:18.358	76.6	36.634	120.3	2:27.147	16-	21.780	131.1	43.968	117.5	24.782	<b>121.6</b>	1:30.530
8-	22.228	130.8	44.205	118.1	24.909	120.7	1:31.342	17-	21.674	131.3	44.004	117.5	24.657	121.1	1:30.335
9-	21.854	131.1	43.928	117.9	24.741	121.1	1:30.523								
<b>18</b>	<b>Adderley FONG</b> Int Sino Vision Racing														
1-	126.1	53.164	115.3	25.965	118.6	1:51.208	11-	<b>21.961</b>	<b>129.8</b>	44.554	116.5	25.407	118.6	1:31.922	
2-	22.506	127.6	45.234	115.7	26.672	118.4	1:34.412	12-	22.298	128.6	44.566	115.7	25.331	118.4	1:32.195
3-	22.451	128.8	44.664	116.3	25.499	118.4	1:32.614	13-	21.991	129.3	45.672	<b>117.1</b>	25.587	<b>119.0</b>	1:33.250
4-	22.252	128.6	46.215	115.5	25.737	117.9	1:34.204	14-	21.964	129.6	44.512	116.9	26.235	118.1	1:32.711
5-	22.326	128.1	44.858	116.3	25.452	117.9	1:32.636	15-	22.139	128.3	44.810	115.9	25.531	<b>119.0</b>	1:32.480
6-	22.278	128.6	1:04.030	69.5	38.217	57.9	2:04.525	16-	21.993	128.8	44.694	115.9	25.360	118.8	1:32.047
7-	39.540	72.2	1:11.026	71.0	35.006	117.1	2:25.572	17-	22.073	129.1	44.551	116.9	25.337	118.8	1:31.961
8-	23.395	128.1	45.282	116.1	25.502	118.1	1:34.179	18-	22.050	128.6	44.726	115.1	25.467	118.8	1:32.243
9-	22.052	129.6	<b>44.310</b>	116.3	25.291	118.1	<b>1:31.653</b>	19-	22.049	128.6	44.517	116.7	25.478	117.9	1:32.044
10-	22.006	129.1	44.529	116.3	<b>25.278</b>	118.6	1:31.813								
<b>21</b>	<b>Rupert SVENDSEN-COOK</b> Int Carlin														
1-	130.6	44.573	117.5	24.843	121.1	1:37.771	11-	21.688	129.8	43.732	118.1	24.616	120.9	1:30.036	

Weather / Track : Cloudy / Dry

Oulton Park International  
Circuit Length = 2.6920 miles  
Start: 15:51 End: 16:22

**Cooper Tires British F3 International Series**  
**RACE 3 - ROUND 1 - SECTOR ANALYSIS**

2-	21.702	131.3	<b>43.652</b>	118.1	24.629	<b>121.6</b>	1:29.983	12-	21.616	131.6	43.969	117.9	24.733	120.1	1:30.318
3-	21.532	<b>132.1</b>	43.713	117.3	24.607	121.4	<b>1:29.852</b>	13-	21.622	131.6	43.880	<b>118.4</b>	24.720	120.9	1:30.222
4-	<b>21.519</b>	131.3	43.783	117.5	24.880	120.7	1:30.182	14-	21.711	131.3	43.859	<b>118.4</b>	24.693	120.7	1:30.263
5-	21.784	130.3	44.057	117.3	24.773	120.1	1:30.614	15-	21.772	130.1	43.878	118.1	24.667	120.9	1:30.317
6-	31.658	69.4	1:10.172	68.5	39.570	73.1	2:21.400	16-	21.685	131.1	43.829	<b>118.4</b>	24.700	120.9	1:30.214
7-	32.589	83.3	1:17.661	66.4	37.510	120.7	2:27.760	17-	21.689	130.8	43.825	116.1	24.710	120.3	1:30.224
8-	22.148	131.8	44.064	117.7	24.742	120.7	1:30.954	18-	21.760	130.8	43.916	<b>118.4</b>	24.703	120.7	1:30.379
9-	21.705	131.6	43.861	117.7	24.855	120.7	1:30.421	19-	21.914	129.3	44.416	<b>118.4</b>	24.884	120.7	1:31.214
10-	21.691	131.1	44.064	117.7	<b>24.573</b>	121.1	1:30.328								
<b>22</b>	<b>Jazeman JAAFAR</b> Int Carlin														
1-		130.6	45.900	117.9	25.696	121.1	1:41.344	11-	21.689	131.3	43.974	<b>118.6</b>	24.753	120.7	1:30.416
2-	22.211	130.3	43.967	117.5	24.872	<b>121.6</b>	1:31.050	12-	21.721	131.6	43.782	118.4	24.766	120.7	1:30.269
3-	21.926	130.3	43.770	117.9	24.694	121.1	1:30.390	13-	21.735	131.1	44.547	117.5	24.729	120.9	1:31.011
4-	21.776	131.1	45.049	117.1	24.943	120.5	1:31.768	14-	21.786	131.1	43.786	118.4	24.733	120.9	1:30.305
5-	21.833	130.3	<b>43.719</b>	117.7	24.713	120.1	<b>1:30.265</b>	15-	<b>21.645</b>	130.6	44.112	117.9	<b>24.676</b>	121.4	1:30.433
6-	28.528	63.7	1:10.549	79.3	38.909	64.0	2:17.986	16-	21.747	131.3	44.054	118.1	24.706	121.1	1:30.507
7-	32.839	96.3	1:17.647	74.1	36.274	119.0	2:26.760	17-	21.876	129.8	44.076	118.1	24.867	121.1	1:30.819
8-	22.213	129.8	44.635	117.7	24.946	120.3	1:31.794	18-	21.904	131.1	44.025	117.3	24.860	119.6	1:30.789
9-	21.889	131.1	44.194	118.4	24.764	120.3	1:30.847	19-	21.979	130.1	44.127	117.3	24.937	120.1	1:31.043
10-	21.673	<b>131.8</b>	44.034	<b>118.6</b>	24.727	121.4	1:30.434								
<b>25</b>	<b>Hywel LLOYD</b> Int C F Racing with Manor Motorsport														
1-		129.3	45.840	115.9	25.371	121.8	1:40.741	11-	22.032	132.1	44.434	117.9	25.224	122.0	1:31.690
2-	21.904	131.1	43.934	117.3	24.931	122.2	1:30.769	12-	22.209	130.8	44.505	115.3	25.584	121.4	1:32.298
3-	21.621	132.6	<b>43.880</b>	117.9	<b>24.835</b>	122.2	<b>1:30.336</b>	13-	21.801	132.1	44.314	<b>118.8</b>	25.471	121.6	1:31.586
4-	<b>21.575</b>	<b>132.9</b>	1:06.261	113.4	In		1:59.689 P	14-	21.892	<b>132.9</b>	45.186	117.1	25.113	120.5	1:32.191
5-	Out	128.6	44.502	116.9	25.106	120.5	1:55.943	15-	21.697	132.6	44.814	116.7	25.058	122.0	1:31.569
6-	22.384	127.6	49.419	116.3	25.222	120.7	1:37.025	16-	21.880	131.3	44.466	118.4	24.969	<b>122.9</b>	1:31.315
7-	36.516	73.3	1:09.936	72.5	34.489	121.6	2:20.941	17-	22.150	131.3	44.927	117.5	25.367	122.0	1:32.444
8-	22.713	130.6	44.247	117.1	24.897	121.4	1:31.857	18-	21.767	131.6	44.345	117.7	25.038	122.7	1:31.150
9-	21.882	131.3	44.096	118.4	25.116	122.5	1:31.094	19-	21.973	132.4	45.022	117.5	25.153	121.8	1:32.148
10-	22.033	131.6	44.157	118.6	25.112	121.6	1:31.302								
<b>26</b>	<b>Carlos HUERTAS</b> Int Räikkönen Robertson Racing														
1-		128.3	44.184	117.7	24.862	121.1	1:37.186	11-	21.570	131.6	43.724	117.7	24.683	120.5	1:29.977
2-	21.652	131.3	43.447	<b>118.6</b>	24.671	<b>121.4</b>	1:29.770	12-	21.640	131.6	43.688	117.5	25.017	<b>121.4</b>	1:30.345
3-	21.574	131.6	43.414	117.7	<b>24.600</b>	121.1	1:29.588	13-	22.075	130.6	44.049	117.9	24.828	120.5	1:30.952
4-	<b>21.424</b>	131.8	<b>43.234</b>	<b>118.6</b>	24.614	120.7	<b>1:29.272</b>	14-	21.715	130.3	43.713	117.5	24.690	120.5	1:30.118
5-	21.519	131.3	43.949	118.1	24.650	116.5	1:30.118	15-	21.508	131.1	43.665	117.7	24.769	120.5	1:29.942
6-	33.364	69.0	1:10.057	66.6	39.534	79.1	2:22.955	16-	21.611	130.6	43.631	118.4	24.679	120.9	1:29.921
7-	32.299	84.1	1:18.258	59.7	37.794	120.1	2:28.351	17-	21.659	130.8	43.755	117.9	24.784	120.5	1:30.198
8-	22.023	130.3	43.955	117.9	24.731	120.7	1:30.709	18-	21.796	130.1	43.759	117.5	24.865	120.3	1:30.420
9-	21.591	131.8	43.647	118.1	24.669	120.5	1:29.907	19-	21.823	129.8	44.395	117.9	24.994	120.5	1:31.212
10-	21.593	<b>132.1</b>	43.764	117.7	24.688	121.1	1:30.045								
<b>27</b>	<b>Felipe NASR</b> Int Räikkönen Robertson Racing														
1-		128.1	51.665	113.9	25.879	119.4	1:49.120	5-	22.013	129.8	45.154	117.1	25.880	119.0	1:33.047
2-	22.370	128.8	44.414	117.5	<b>25.293</b>	119.8	1:32.077	6-	24.938	125.0	1:05.165	73.7	38.269	69.2	2:08.372
3-	22.096	<b>130.8</b>	<b>44.372</b>	<b>118.1</b>	25.384	<b>120.3</b>	<b>1:31.852</b>	7-	40.648	76.6	1:10.508	69.0	In		2:33.233 P
4-	<b>21.929</b>	<b>130.8</b>	45.591	116.5	25.434	119.6	1:32.954								
<b>31</b>	<b>Jean-Eric VERGNE</b> Int Carlin														
1-		126.9	43.325	118.4	24.724	119.6	1:33.990	11-	21.472	130.8	43.478	117.9	24.573	120.1	1:29.523
2-	21.568	131.1	43.437	117.7	24.665	120.1	1:29.670	12-	<b>21.298</b>	130.8	<b>43.185</b>	117.7	24.590	119.4	<b>1:29.073</b>
3-	21.542	131.3	43.204	<b>118.6</b>	24.535	<b>120.5</b>	1:29.281	13-	21.371	129.8	43.396	118.1	24.584	120.3	1:29.351
4-	21.326	131.3	43.464	118.1	24.546	120.3	1:29.336	14-	21.376	130.8	43.494	117.9	24.610	119.8	1:29.480
5-	21.322	130.8	43.562	117.9	24.660	119.8	1:29.544	15-	21.546	130.3	43.496	118.1	24.579	119.8	1:29.621
6-	34.824	67.9	1:09.432	78.2	38.949	71.9	2:23.205	16-	21.490	130.1	43.600	118.1	24.612	120.3	1:29.702
7-	33.820	74.9	1:18.151	60.0	38.630	119.4	2:30.601	17-	21.618	130.1	43.492	117.9	24.621	120.3	1:29.731
8-	21.623	130.1	43.469	117.9	24.616	119.6	1:29.708	18-	21.597	130.1	43.761	118.4	24.851	119.6	1:30.209
9-	21.535	130.8	43.341	118.1	<b>24.525</b>	<b>120.5</b>	1:29.401	19-	21.613	130.1	44.134	118.1	24.933	114.7	1:30.680
10-	21.316	<b>131.6</b>	43.311	117.9	24.555	120.3	1:29.182								

Weather / Track : Cloudy / Dry

Oulton Park International  
 Circuit Length = 2.6920 miles  
 Start: 15:51 End: 16:22

**Cooper Tires British F3 International Series**  
**RACE 3 - ROUND 1 - SECTOR ANALYSIS**

<b>32</b>		<b>Lucas FORESTI</b>				<b>Int Carlin</b>								
1 -	130.8	52.488	115.5	26.135	118.6	1:49.844	10 -	22.004	130.6	45.324	116.1	25.056	120.5	1:32.384
2 -	22.388 131.6	44.090	<b>118.4</b>	25.328	<b>121.4</b>	1:31.806	11 -	21.705	131.8	45.694	105.8	25.645	118.8	1:33.044
3 -	21.932 <b>132.6</b>	44.563	117.7	25.393	120.5	1:31.888	12 -	22.047	128.8	51.009	116.1	25.115	120.3	1:38.171
4 -	21.826 132.4	45.537	117.3	25.516	120.7	1:32.879	13 -	21.769	131.3	44.130	117.3	25.019	120.3	1:30.918
5 -	22.050 130.8	44.873	<b>118.4</b>	26.427	110.4	1:33.350	14 -	21.792	130.3	44.148	117.3	24.950	120.1	1:30.890
6 -	25.114 119.8	1:05.344	68.1	38.062	65.2	2:08.520	15 -	21.695	130.8	44.050	117.1	<b>24.847</b>	120.7	1:30.592
7 -	54.070 108.1	57.081	67.7	In		2:33.666 P	16 -	21.671	130.8	43.956	117.9	24.855	120.3	<b>1:30.482</b>
8 -	Out 127.6	44.723	116.7	25.261	119.2	2:39.491	17 -	<b>21.662</b>	131.8	44.057	117.1	24.904	120.9	1:30.623
9 -	22.124 130.3	<b>43.899</b>	116.9	25.009	119.4	1:31.032	18 -	21.893	128.3	44.270	117.1	24.963	120.7	1:31.126
<b>43</b>		<b>Menasheh IDAFAR</b>				<b>Nat T-Sport</b>								
1 -	124.3	47.628	115.9	25.493	119.6	1:43.692	11 -	23.144	128.3	44.461	116.7	25.211	119.4	1:32.816
2 -	22.399 128.1	44.144	117.1	25.060	120.1	1:31.603	12 -	21.998	129.8	43.891	116.7	24.944	<b>120.3</b>	1:30.833
3 -	21.912 129.8	<b>43.753</b>	117.3	25.034	119.6	1:30.699	13 -	22.011	129.3	44.033	116.9	24.985	119.2	1:31.029
4 -	21.930 129.6	44.119	117.7	24.995	119.6	1:31.044	14 -	22.461	129.6	44.062	117.1	25.110	119.8	1:31.633
5 -	21.787 129.8	44.467	<b>117.9</b>	25.196	115.7	1:31.450	15 -	22.299	127.8	43.949	117.7	24.904	119.8	1:31.152
6 -	26.305 78.5	1:10.794	84.9	38.561	67.2	2:15.660	16 -	22.061	128.6	43.863	116.7	24.973	119.8	1:30.897
7 -	33.392 80.9	1:16.749	65.8	36.661	118.4	2:26.802	17 -	22.060	129.1	44.179	117.7	25.037	120.1	1:31.276
8 -	22.237 129.8	44.236	<b>117.9</b>	25.103	119.6	1:31.576	18 -	22.038	129.6	44.198	116.9	25.606	119.0	1:31.842
9 -	21.914 <b>130.6</b>	44.213	117.5	24.939	119.4	1:31.066	19 -	22.161	129.1	44.429	116.1	25.323	105.7	1:31.913
10 -	<b>21.785</b> 130.3	43.909	117.7	<b>24.870</b>	120.1	<b>1:30.564</b>								
<b>44</b>		<b>James COLE</b>				<b>Nat T-Sport</b>								
1 -	126.4	47.777	114.7	25.540	118.8	1:44.352	11 -	22.147	127.8	44.560	114.9	25.226	119.2	1:31.933
2 -	22.298 <b>128.6</b>	44.398	116.3	25.182	117.9	1:31.878	12 -	22.080	127.8	44.492	115.1	25.314	118.1	1:31.886
3 -	22.222 128.1	<b>44.189</b>	115.7	<b>25.072</b>	<b>119.6</b>	1:31.483	13 -	22.172	127.3	44.494	115.5	25.212	118.8	1:31.878
4 -	22.025 <b>128.6</b>	44.197	115.7	25.177	118.8	1:31.399	14 -	22.148	127.3	44.267	115.5	25.310	118.6	1:31.725
5 -	22.029 127.8	44.280	116.1	25.295	117.7	1:31.604	15 -	22.150	127.3	44.326	115.5	25.165	118.8	1:31.641
6 -	25.938 88.8	1:10.042	88.1	38.516	71.9	2:14.496	16 -	22.223	127.6	44.307	<b>116.5</b>	25.190	118.6	1:31.720
7 -	33.367 75.1	1:16.800	63.2	35.959	119.0	2:26.126	17 -	22.222	127.6	44.332	115.7	25.178	119.4	1:31.732
8 -	23.219 126.4	45.272	115.1	25.477	118.4	1:33.968	18 -	22.216	127.8	44.424	116.1	25.247	118.8	1:31.887
9 -	22.247 128.1	44.500	115.3	25.242	118.6	1:31.989	19 -	22.272	127.3	44.430	115.5	25.244	118.4	1:31.946
10 -	<b>21.979</b> 128.1	44.206	115.9	25.174	119.0	<b>1:31.359</b>								

Weather / Track : Cloudy / Dry

Oulton Park International  
 Circuit Length = 2.6920 miles  
 Start: 15:51 End: 16:22

**Cooper Tires British F3 International Series**  
**RACE 3 - ROUND 1 - BEST SECTOR TIMES**

SECTOR 1			SECTOR 2			SECTOR 3			IDEAL / BEST COMPARISON						
POS	NO	NAME	TIME	NO	NAME	TIME	NO	NAME	TIME	POS	NO	NAME	IDEAL	BEST	DIFF
1	6	WEBB	21.220	31	VERGNE	43.185	6	WEBB	24.353	1	31	VERGNE	1:29.008	1:29.073	0.065
2	31	VERGNE	21.298	26	HUERTAS	43.234	1	BUZAID	24.519	2	6	WEBB	1:29.070	1:29.148	0.078
3	1	BUZAID	21.353	1	BUZAID	43.337	31	VERGNE	24.525	3	1	BUZAID	1:29.209	1:29.315	0.106
4	26	HUERTAS	21.424	14	BRIDGER	43.472	21	SVENDSEN-COOK	24.573	4	26	HUERTAS	1:29.258	1:29.272	0.014
5	5	MCKENZIE	21.453	6	WEBB	43.497	26	HUERTAS	24.600	5	14	BRIDGER	1:29.649	1:29.953	0.304
6	21	SVENDSEN-COOK	21.519	8	NAKAJIMA	43.501	14	BRIDGER	24.616	6	21	SVENDSEN-COOK	1:29.744	1:29.852	0.108
7	8	NAKAJIMA	21.561	3	BULLER	43.547	4	DIAS	24.660	7	8	NAKAJIMA	1:29.809	1:29.915	0.106
8	14	BRIDGER	21.561	7	BRUNDLE	43.635	22	JAAFAR	24.676	8	5	MCKENZIE	1:29.886	1:30.229	0.343
9	25	LLOYD	21.575	21	SVENDSEN-COOK	43.652	3	BULLER	24.677	9	3	BULLER	1:29.928	1:29.962	0.034
10	2	CALADO	21.609	4	DIAS	43.696	7	BRUNDLE	24.717	10	22	JAAFAR	1:30.040	1:30.265	0.225
11	22	JAAFAR	21.645	5	MCKENZIE	43.699	2	CALADO	24.729	11	4	DIAS	1:30.047	1:30.109	0.062
12	32	FORESTI	21.662	22	JAAFAR	43.719	5	MCKENZIE	24.734	12	7	BRUNDLE	1:30.051	1:30.259	0.208
13	4	DIAS	21.691	43	IDAFAR	43.753	8	NAKAJIMA	24.747	13	2	CALADO	1:30.230	1:30.359	0.129
14	7	BRUNDLE	21.699	25	LLOYD	43.880	25	LLOYD	24.835	14	25	LLOYD	1:30.290	1:30.336	0.046
15	3	BULLER	21.704	2	CALADO	43.892	32	FORESTI	24.847	15	32	FORESTI	1:30.408	1:30.482	0.074
16	43	IDAFAR	21.785	32	FORESTI	43.899	43	IDAFAR	24.870	16	43	IDAFAR	1:30.408	1:30.564	0.156
17	27	NASR	21.929	44	COLE	44.189	9	SNEGIREV	24.969	17	9	SNEGIREV	1:31.149	1:31.504	0.355
18	18	FONG	21.961	9	SNEGIREV	44.216	44	COLE	25.072	18	44	COLE	1:31.240	1:31.359	0.119
19	9	SNEGIREV	21.964	18	FONG	44.310	18	FONG	25.278	19	18	FONG	1:31.549	1:31.653	0.104
20	44	COLE	21.979	27	NASR	44.372	27	NASR	25.293	20	27	NASR	1:31.594	1:31.852	0.258
												Perfect Lap		1:28.758	

Weather / Track : Cloudy / Dry

Oulton Park International  
Circuit Length = 2.6920 miles  
Start: 15:51 End: 16:22

**Cooper Tires British F3 International Series**  
**RACE 3 - ROUND 1 - SPEED TRAPS**

SECTOR 1				SECTOR 2			FINISH LINE			
POS	NO	NAME	MPH	NO	NAME	MPH	NO	NAME	MPH	
1	6	Oliver WEBB	132.9	4	Gabriel DIAS	119.2	3	William BULLER	123.4	
2	25	Hywel LLOYD	132.9	5	Daniel MCKENZIE	119.2	2	James CALADO	123.1	
3	2	James CALADO	132.6	7	Alex BRUNDLE	119.0	5	Daniel MCKENZIE	122.9	
4	32	Lucas FORESTI	132.6	25	Hywel LLOYD	118.8	25	Hywel LLOYD	122.9	
5	5	Daniel MCKENZIE	132.4	22	Jazeman JAAFAR	118.6	4	Gabriel DIAS	121.8	
6	14	Jay BRIDGER	132.1	26	Carlos HUERTAS	118.6	7	Alex BRUNDLE	121.6	
7	21	Rupert SVENDSEN-COOK	132.1	31	Jean-Eric VERGNE	118.6	8	Daisuke NAKAJIMA	121.6	
8	26	Carlos HUERTAS	132.1	3	William BULLER	118.4	14	Jay BRIDGER	121.6	
9	1	Adriano BUZAID	131.8	8	Daisuke NAKAJIMA	118.4	21	Rupert SVENDSEN-COOK	121.6	
10	8	Daisuke NAKAJIMA	131.8	14	Jay BRIDGER	118.4	22	Jazeman JAAFAR	121.6	
11	22	Jazeman JAAFAR	131.8	21	Rupert SVENDSEN-COOK	118.4	6	Oliver WEBB	121.4	
12	7	Alex BRUNDLE	131.6	32	Lucas FORESTI	118.4	26	Carlos HUERTAS	121.4	
13	31	Jean-Eric VERGNE	131.6	27	Felipe NASR	118.1	32	Lucas FORESTI	121.4	
14	9	Max SNEGIREV	131.3	6	Oliver WEBB	117.9	9	Max SNEGIREV	121.1	
15	3	William BULLER	131.1	43	Menasheh IDAFAR	117.9	1	Adriano BUZAID	120.9	
16	4	Gabriel DIAS	130.8	1	Adriano BUZAID	117.7	31	Jean-Eric VERGNE	120.5	
17	27	Felipe NASR	130.8	2	James CALADO	117.7	27	Felipe NASR	120.3	
18	43	Menasheh IDAFAR	130.6	9	Max SNEGIREV	117.5	43	Menasheh IDAFAR	120.3	
19	18	Adderley FONG	129.8	18	Adderley FONG	117.1	44	James COLE	119.6	
20	44	James COLE	128.6	44	James COLE	116.5	18	Adderley FONG	119.0	

Weather / Track : Cloudy / Dry

Oulton Park International  
 Circuit Length = 2.6920 miles  
 Start: 15:51 End: 16:22

# Cooper Tires British F3 International Series

## RACE 3 - ROUND 1 - POSITION CHART

No	Name	Laps Pos																			
			1	2	3	4	5	6	7	8	9	10	11	12	13	14	15	16	17	18	19
31	Jean-Eric VERGNE	1	31	31	31	31	31	31	31	31	31	31	31	31	31	31	31	31	31	31	
6	Oliver WEBB	2	6	6	6	6	6	6	6	6	6	6	6	6	6	6	6	6	6	6	
1	Adriano BUZAID	3	1	1	1	1	1	1	1	1	1	1	1	1	1	1	1	1	1	1	
26	Carlos HUERTAS	4	26	26	26	26	26	26	26	26	26	26	26	26	26	26	26	26	26	26	
21	Rupert SVENDSEN-CO	5	21	21	21	21	21	21	21	21	21	21	21	21	21	21	21	21	21	21	
8	Daisuke NAKAJIMA	6	8	8	8	8	8	8	8	8	8	8	8	8	8	8	8	8	8	8	
14	Jay BRIDGER	7	14	14	14	14	14	14	14	14	14	14	14	14	14	14	14	14	4	4	
4	Gabriel DIAS	8	4	4	4	4	4	4	4	4	4	4	4	4	4	4	4	4	22	22	
25	Hywel LLOYD	9	25	25	25	22	22	22	22	22	22	22	22	22	22	22	22	22	5	5	
2	James CALADO	10	2	2	2	5	5	5	5	5	5	5	5	5	5	5	5	5	3	3	
22	Jazeman JAAFAR	11	22	22	22	43	43	43	43	43	43	43	3	3	3	3	3	3	43	43	
5	Daniel MCKENZIE	12	5	5	5	44	44	44	44	3	3	3	43	43	43	43	43	43	44	44	
43	Menasheh IDAFAR	13	43	43	43	3	3	3	3	44	44	44	44	44	44	44	44	44	9	9	
44	James COLE	14	44	44	44	9	9	9	9	9	9	9	9	9	9	9	9	9	25	25	
9	Max SNEGIREV	15	9	3	3	27	27	27	7	7	7	25	25	25	25	25	25	25	7	7	
3	William BULLER	16	3	9	9	32	32	32	18	25	25	18	18	18	7	7	7	7	18	18	
27	Felipe NASR	17	27	27	27	7	7	7	25	18	18	7	7	7	18	18	18	18	18	32	
32	Lucas FORESTI	18	32	32	32	18	18	18	27	32	32	32	32	32	32	32	32	32			
18	Adderley FONG	19	18	7	7	25	25	25	32												
7	Alex BRUNDLE	20	7	18	18																

Weather / Track : Cloudy / Dry

Oulton Park International  
Circuit Length = 2.6920 miles  
Start: 15:51 End: 16:22

**Cooper Tires British F3 International Series**  
**RACE 6 - ROUND 2 - GRID**

ROW 10	27 Felipe NASR	2 James CALADO
ROW 9	32 Lucas FORESTI	14 Jay BRIDGER
ROW 8	7 Alex BRUNDLE	18 Adderley FONG
ROW 7	9 Max SNEGIREV	25 Hywel LLOYD
ROW 6	43 Menasheh IDAFAR	44 James COLE
ROW 5	5 Daniel MCKENZIE	3 William BULLER
ROW 4	31 Jean-Eric VERGNE	22 Jazeman JAAFAR
ROW 3	1 Adriano BUZAID	6 Oliver WEBB
ROW 2	21 Rupert SVENDSEN-COOK	26 Carlos HUERTAS
ROW 1	4 Gabriel DIAS	8 Daisuke NAKAJIMA
<b>Pole</b>		
		

Oulton Park International  
 Circuit Length = 2.6920 miles

**These results are provisional until the conclusion of any judicial and technical matters.**

Race Director :	Stewards :	Timekeeper :

# Cooper Tires British F3 International Series

## RACE 6 - ROUND 2 - CLASSIFICATION

POS	NO	CL	DRIVER / TEAM	CAR	LAPS	TIME	GAP	DIFF	MPH	BEST	ON
1	21	Int	<b>Rupert SVENDSEN-COOK (GBR)</b> Carlin	Dallara F308 Volkswagen	13	20:08.175			104.27	1:30.263	12
2	8	Int	<b>Daisuke NAKAJIMA (JPN)</b> Raikkonen Robertson Racing	Dallara F308 Mercedes HWA	13	20:08.833	0.658	0.658	104.22	1:30.061	10
3	26	Int	<b>Carlos HUERTAS (COL)</b> Raikkonen Robertson Racing	Dallara F308 Mercedes HWA	13	20:11.343	3.168	2.510	104.00	1:30.410	12
4	1	Int	<b>Adriano BUZAID (BRA)</b> Carlin	Dallara F308 Volkswagen	13	20:11.793	3.618	0.450	103.96	1:30.182	12
5	31	Int	<b>Jean-Eric VERGNE (FRA)</b> Carlin	Dallara F308 Volkswagen	13	20:12.675	4.500	0.882	103.89	1:29.664	12
6	22	Int	<b>Jazeman JAAFAR (MAS)</b> Carlin	Dallara F308 Volkswagen	13	20:15.592	7.417	2.917	103.64	1:30.870	10
7	5	Int	<b>Daniel MCKENZIE (GBR)</b> Fortec Motorsport	Dallara F308 Mercedes HWA	13	20:16.091	7.916	0.499	103.59	1:30.617	10
8	6	Int	<b>Oliver WEBB (GBR)</b> Fortec Motorsport	Dallara F308 Mercedes HWA	13	20:16.415	8.240	0.324	103.57	1:30.406	13
9	3	Int	<b>William BULLER (GBR)</b> Hitech Racing	Dallara F310 Volkswagen	13	20:17.553	9.378	1.138	103.47	1:30.633	11
10	7	Int	<b>Alex BRUNDLE (GBR)</b> T-Sport Powered By Volkswagen	Dallara F310 Volkswagen	13	20:19.035	10.860	1.482	103.34	1:30.799	11
11	2	Int	<b>James CALADO (GBR)</b> Carlin	Dallara F308 Volkswagen	13	20:19.181	11.006	0.146	103.33	1:30.687	11
12	14	Int	<b>Jay BRIDGER (GBR)</b> Litespeed F3	Dallara F308 Mercedes	13	20:20.530	12.355	1.349	103.22	1:30.547	11
13	43	Nat	<b>Menasheh IDAFAR (BRN)</b> T-Sport	Dallara F307 Mugen Honda	13	20:28.403	20.228	7.873	102.56	1:31.037	12
14	27	Int	<b>Felipe NASR (BRA)</b> Raikkonen Robertson Racing	Dallara F308 Mercedes HWA	13	20:31.595	23.420	3.192	102.29	1:31.214	12
15	32	Int	<b>Lucas FORESTI (BRA)</b> Carlin	Dallara F308 Volkswagen	13	20:32.150	23.975	0.555	102.24	1:31.068	13
16	9	Int	<b>Max SNEGIREV (RUS)</b> Fortec Motorsport	Dallara F308 Mercedes HWA	13	20:35.492	27.317	3.342	101.97	1:31.050	10
17	18	Int	<b>Adderley FONG (CHN)</b> Sino Vision Racing	Dallara F308 Mercedes HWA	12	20:48.537	1 lap	1 lap	93.14	1:31.460	9
18	25	Int	<b>Hywel LLOYD (GBR)</b> C F Racing with Manor Motorsport	Dallara F308 Mercedes HWA	10	21:17.934	3 laps	2 laps	75.83	1:31.309	10

### NOT CLASSIFIED

DNC	4	Int	<b>Gabriel DIAS (BRA)</b> Hitech Racing	Dallara F310 Volkswagen	6	9:50.916	7 laps	4 laps	98.40	1:32.371	4
DNC	44	Nat	<b>James COLE (GBR)</b> T-Sport	Dallara F307 Mugen Honda	4	6:39.670	9 laps	2 laps	96.99	1:34.821	4

### FASTEST LAP

31	Int	<b>Jean-Eric VERGNE (FRA)</b> Carlin	Dallara F308 Volkswagen	12	1:29.664	108.08 mph	173.94 kph
43	Nat	<b>Menasheh IDAFAR (BRN)</b> T-Sport	Dallara F307 Mugen Honda	12	1:31.037	106.45 mph	171.32 kph

Weather / Track : Cloudy / Drying

These results are provisional until the conclusion of any judicial and technical matters.

Oulton Park International  
Circuit Length = 2.6920 miles  
Start: 10:08 End: 10:30

Race Director :	Stewards :	Timekeeper :
-----------------	------------	--------------

# Cooper Tires British F3 International Series

## RACE 6 - ROUND 2 - LAP CHART

Lap 1			Lap 2			Lap 3			Lap 4			Lap 5		
No	Behind	Laptime	No	Behind	Laptime	No	Behind	Laptime	No	Behind	Laptime	No	Behind	Laptime
8		1:43.539	8		1:36.299	8		1:34.955	21		1:33.716	21		1:32.272
4	0.095	1:43.634	21	0.470	1:36.346	21	0.098	1:34.583	8	0.483	1:34.297	8	0.505	1:32.294
21	0.423	1:43.962	26	1.745	1:36.418	26	1.879	1:35.089	26	1.788	1:33.723	26	1.714	1:32.198
26	1.626	1:45.165	1	2.338	1:36.388	1	2.062	1:34.679	1	2.088	1:33.840	1	2.565	1:32.749
1	2.249	1:45.788	31	2.692	1:36.281	31	2.960	1:35.223	31	2.680	1:33.534	31	3.042	1:32.634
31	2.710	1:46.249	22	3.123	1:36.330	22	3.542	1:35.374	22	3.059	1:33.331	22	3.367	1:32.580
22	3.092	1:46.631	5	3.692	1:36.149	5	3.980	1:35.243	5	3.789	1:33.623	5	4.122	1:32.605
5	3.842	1:47.381	6	4.116	1:36.069	6	4.370	1:35.209	6	4.359	1:33.803	6	4.864	1:32.777
6	4.346	1:47.885	3	4.908	1:36.449	3	5.168	1:35.215	3	5.077	1:33.723	3	5.679	1:32.874
3	4.758	1:48.297	7	5.408	1:35.515	7	5.592	1:35.139	7	5.483	1:33.705	7	6.356	1:33.145
7	6.192	1:49.731	25	6.879	1:36.236	25	6.496	1:34.572	25	5.847	1:33.165	2	6.584	1:32.724
43	6.837	1:50.376	2	8.354	1:37.291	2	6.742	1:33.343	2	6.132	1:33.204	25	6.961	1:33.386
25	6.942	1:50.481	43	9.040	1:38.502	43	9.457	1:35.372	43	9.298	1:33.655	43	10.205	1:33.179
2	7.362	1:50.901	44	9.146	1:38.046	44	10.056	1:35.865	14	10.475	1:33.838	14	10.669	1:32.466
44	7.399	1:50.938	14	9.650	1:37.489	14	10.451	1:35.756	44	11.063	1:34.821	4	12.904	1:32.480
14	8.460	1:51.999	9	10.836	1:38.414	32	11.319	1:35.187	32	11.335	1:33.830	32	14.948	1:35.885
9	8.721	1:52.260	32	11.087	1:38.203	27	13.793	1:37.094	4	12.696	1:32.371	27	16.169	1:33.310
32	9.183	1:52.722	27	11.654	1:37.743	4	14.139	1:34.447	27	15.131	1:35.152	18	1 LAP	1:34.094
27	10.210	1:53.749	4	14.647	1:50.851	18	1 LAP	1:51.510	18	1 LAP	1:36.004	9	19.859	1:34.351
18	1:33.916	3:17.455				9	15.676	1:39.795	9	17.780	1:35.918			

Weather / Track : Cloudy / Drying

Oulton Park International  
Circuit Length = 2.6920 miles  
Start: 10:08 End: 10:30

# Cooper Tires British F3 International Series

## RACE 6 - ROUND 2 - LAP CHART

Lap 6			Lap 7			Lap 8			Lap 9			Lap 10		
No	Behind	Laptime	No	Behind	Laptime	No	Behind	Laptime	No	Behind	Laptime	No	Behind	Laptime
21		1:31.659	21		1:31.391	21		1:31.283	21		1:31.198	21		1:30.786
8	0.591	1:31.745	8	0.531	1:31.331	8	1.733	1:32.485	8	1.457	1:30.922	8	0.732	1:30.061
26	2.123	1:32.068	26	2.143	1:31.411	26	1.989	1:31.129	26	2.242	1:31.451	26	2.360	1:30.904
1	2.848	1:31.942	1	2.946	1:31.489	1	2.794	1:31.131	1	3.091	1:31.495	1	3.305	1:31.000
31	3.830	1:32.447	31	3.435	1:30.996	31	4.830	1:32.678	31	4.190	1:30.558	31	5.072	1:31.668
22	4.121	1:32.413	22	4.019	1:31.289	22	5.416	1:32.680	22	5.185	1:30.967	22	5.269	1:30.870
5	4.343	1:31.880	5	4.740	1:31.788	5	5.736	1:32.279	5	5.926	1:31.388	5	5.757	1:30.617
6	5.113	1:31.908	6	5.184	1:31.462	6	5.988	1:32.087	6	6.414	1:31.624	6	6.749	1:31.121
3	6.330	1:32.310	3	6.735	1:31.796	3	6.963	1:31.511	3	7.394	1:31.629	3	7.566	1:30.958
7	6.852	1:32.155	7	7.384	1:31.923	7	7.714	1:31.613	7	7.890	1:31.374	7	9.140	1:32.036
2	7.319	1:32.394	2	7.693	1:31.765	2	7.978	1:31.568	2	8.091	1:31.311	2	9.476	1:32.171
25	7.886	1:32.584	25	8.460	1:31.965	14	11.615	1:30.816	14	11.129	1:30.712	14	11.111	1:30.768
14	12.091	1:33.081	14	12.082	1:31.382	43	16.236	1:33.343	43	16.711	1:31.673	43	17.518	1:31.593
43	13.117	1:34.571	43	14.176	1:32.450	27	19.173	1:33.129	27	19.751	1:31.776	27	20.280	1:31.315
32	15.860	1:32.571	32	17.251	1:32.782	32	20.151	1:34.183	32	20.651	1:31.698	32	21.265	1:31.400
27	16.273	1:31.763	27	17.327	1:32.445	9	22.884	1:32.234	9	23.101	1:31.415	9	23.365	1:31.050
4	18.378	1:37.133 P	18	1 LAP	1:33.302	18	1 LAP	1:33.489	18	1 LAP	1:32.117	18	1 LAP	1:31.460
18	1 LAP	1:33.103	9	21.933	1:32.216	25	25.578	1:48.401 P						
9	21.108	1:32.908												

Weather / Track : Cloudy / Drying

Oulton Park International  
Circuit Length = 2.6920 miles  
Start: 10:08 End: 10:30

# Cooper Tires British F3 International Series

## RACE 6 - ROUND 2 - LAP CHART

Lap 11			Lap 12			Lap 13		
No	Behind	Laptime	No	Behind	Laptime	No	Behind	Laptime
21		1:30.366	21		1:30.263	21		1:30.350
8	0.524	1:30.158	8	0.472	1:30.211	8	0.658	1:30.536
26	2.473	1:30.479	26	2.620	1:30.410	26	3.168	1:30.898
1	3.612	1:30.673	1	3.531	1:30.182	1	3.618	1:30.437
31	5.068	1:30.362	31	4.469	1:29.664	31	4.500	1:30.381
22	5.957	1:31.054	22	6.792	1:31.098	22	7.417	1:30.975
5	6.515	1:31.124	5	7.389	1:31.137	5	7.916	1:30.877
6	7.057	1:30.674	6	8.184	1:31.390	6	8.240	1:30.406
3	7.833	1:30.633	3	8.600	1:31.030	3	9.378	1:31.128
7	9.573	1:30.799	7	10.181	1:30.871	7	10.860	1:31.029
2	9.797	1:30.687	2	10.477	1:30.943	2	11.006	1:30.879
14	11.292	1:30.547	14	11.995	1:30.966	14	12.355	1:30.710
43	18.585	1:31.433	43	19.359	1:31.037	43	20.228	1:31.219
27	21.357	1:31.443	27	22.308	1:31.214	27	23.420	1:31.462
32	22.367	1:31.468	32	23.257	1:31.153	32	23.975	1:31.068
9	24.372	1:31.373	9	26.494	1:32.385	9	27.317	1:31.173
18	1 LAP	1:41.278	18	1 LAP	1:32.855	18	1 LAP	1:31.870
			25	3 LAPS	6:45.835	25	3 LAPS	1:31.309

Weather / Track : Cloudy / Drying

Oulton Park International  
Circuit Length = 2.6920 miles  
Start: 10:08 End: 10:30

# Cooper Tires British F3 International Series

## RACE 6 - ROUND 2 - SECTOR ANALYSIS

1		Adriano BUZOID										Int		Carlin	
1-	130.1	47.777	116.5	26.982	119.2	1:45.788	8-	22.329	130.3	43.842	117.9	24.960	120.1	1:31.131	
2-	24.063	129.3	46.319	117.7	26.006	120.1	1:36.388	9-	22.409	130.6	44.022	118.8	25.064	120.1	1:31.495
3-	23.372	129.6	45.517	118.1	25.790	120.7	1:34.679	10-	22.301	130.8	43.872	118.6	24.827	120.1	1:31.000
4-	23.585	129.6	44.980	118.6	25.275	120.5	1:33.840	11-	22.116	130.6	43.814	118.4	24.743	120.1	1:30.673
5-	23.076	130.1	44.491	118.8	25.182	119.8	1:32.749	12-	22.117	129.8	43.513	119.6	24.552	120.1	1:30.182
6-	22.577	130.8	44.313	118.8	25.052	120.3	1:31.942	13-	21.964	130.8	43.644	119.2	24.829	120.3	1:30.437
7-	22.569	130.6	44.010	118.4	24.910	120.5	1:31.489								
2		James CALADO										Int		Carlin	
1-	128.3	49.368	117.5	27.268	119.6	1:50.901	8-	22.253	132.1	44.376	117.1	24.939	121.4	1:31.568	
2-	24.086	129.8	46.668	118.1	26.537	120.1	1:37.291	9-	22.091	132.9	44.258	118.6	24.962	121.6	1:31.311
3-	22.796	129.6	44.287	118.8	26.260	121.8	1:33.343	10-	22.211	132.6	44.557	118.4	25.403	121.4	1:32.171
4-	22.679	132.9	44.779	118.1	25.746	121.6	1:33.204	11-	21.884	132.6	43.839	119.0	24.964	121.6	1:30.687
5-	22.746	134.8	44.016	119.2	25.962	120.9	1:32.724	12-	22.357	130.6	43.716	118.4	24.870	121.8	1:30.943
6-	22.416	132.6	44.585	117.3	25.393	121.4	1:32.394	13-	22.008	131.3	44.058	117.9	24.813	122.5	1:30.879
7-	22.156	132.6	44.410	119.0	25.199	121.8	1:31.765								
3		William BULLER										Int		Hitech Racing	
1-	127.3	48.090	117.9	27.395	120.1	1:48.297	8-	22.512	129.8	43.934	118.4	25.065	120.5	1:31.511	
2-	23.923	130.8	45.734	118.4	26.792	119.8	1:36.449	9-	22.471	129.8	44.101	118.6	25.057	120.1	1:31.629
3-	23.288	130.3	45.449	117.9	26.478	120.3	1:35.215	10-	22.257	130.6	43.872	119.4	24.829	121.4	1:30.958
4-	22.970	129.6	44.740	117.7	26.013	120.5	1:33.723	11-	22.033	130.8	43.748	119.6	24.852	120.7	1:30.633
5-	22.645	130.6	44.475	118.6	25.754	120.7	1:32.874	12-	22.163	130.6	43.903	119.0	24.964	121.1	1:31.030
6-	22.529	130.8	44.288	118.6	25.493	120.9	1:32.310	13-	22.181	130.6	43.903	118.8	25.044	120.3	1:31.128
7-	22.330	130.1	44.165	117.9	25.301	120.9	1:31.796								
4		Gabriel DIAS										Int		Hitech Racing	
1-	129.3	46.580	119.2	27.376	119.8	1:43.634	4-	23.103	130.1	43.821	119.4	25.447	120.1	1:32.371	
2-	39.592	129.1	44.907	118.8	26.352	119.0	1:50.851	5-	22.344	130.3	44.868	119.4	25.268	120.1	1:32.480
3-	23.058	128.6	44.474	120.1	26.915	119.2	1:34.447	6-	22.360	129.3	43.890	119.6	ln		1:37.133 P
5		Daniel MCKENZIE										Int		Fortec Motorsport	
1-	128.6	48.365	117.1	27.219	119.8	1:47.381	8-	22.240	130.3	44.229	114.7	25.810	120.5	1:32.279	
2-	23.982	128.3	45.736	117.7	26.431	120.1	1:36.149	9-	22.560	129.8	43.782	119.4	25.046	120.5	1:31.388
3-	23.548	128.3	45.233	118.6	26.462	120.9	1:35.243	10-	22.024	132.1	43.734	119.2	24.859	121.4	1:30.617
4-	23.116	130.1	44.882	116.9	25.625	120.1	1:33.623	11-	22.266	130.8	44.072	118.1	24.786	120.7	1:31.124
5-	22.928	128.8	44.325	119.0	25.352	120.3	1:32.605	12-	22.258	130.8	44.077	119.0	24.802	120.9	1:31.137
6-	22.474	130.6	44.204	119.6	25.202	122.5	1:31.880	13-	21.995	131.8	43.949	119.2	24.933	119.6	1:30.877
7-	22.637	130.3	44.036	118.8	25.115	120.9	1:31.788								
6		Oliver WEBB										Int		Fortec Motorsport	
1-	130.3	48.451	118.6	27.454	120.1	1:47.885	8-	22.244	131.1	44.546	112.2	25.297	120.9	1:32.087	
2-	23.926	130.6	45.781	118.1	26.362	120.7	1:36.069	9-	22.463	132.6	44.153	118.6	25.008	120.5	1:31.624
3-	23.576	129.6	45.181	118.4	26.452	120.5	1:35.209	10-	22.297	131.1	43.868	118.8	24.956	120.5	1:31.121
4-	23.072	131.1	44.815	119.0	25.916	120.7	1:33.803	11-	21.963	131.3	43.932	117.7	24.779	120.7	1:30.674
5-	22.885	131.1	44.348	118.4	25.544	120.5	1:32.777	12-	22.148	131.3	44.164	119.0	25.078	120.5	1:31.390
6-	22.643	129.6	44.046	118.8	25.219	120.9	1:31.908	13-	21.965	131.6	43.770	118.6	24.671	120.9	1:30.406
7-	22.399	131.1	44.083	118.1	24.980	121.1	1:31.462								
7		Alex BRUNDLE										Int		T-Sport Powered By Volkswagen	
1-	124.7	48.881	117.3	27.400	118.8	1:49.731	8-	22.252	130.3	44.159	118.6	25.202	119.8	1:31.613	
2-	23.703	128.8	45.133	118.6	26.679	118.8	1:35.515	9-	22.155	130.8	44.122	119.2	25.097	120.1	1:31.374
3-	23.351	129.3	45.378	118.1	26.410	120.1	1:35.139	10-	22.241	131.1	44.632	117.3	25.163	119.6	1:32.036
4-	23.001	129.6	44.677	118.4	26.027	120.5	1:33.705	11-	21.882	130.8	43.829	118.8	25.088	119.4	1:30.799
5-	22.773	130.3	44.449	118.1	25.923	119.8	1:33.145	12-	22.074	130.8	43.862	118.4	24.935	119.8	1:30.871
6-	22.381	130.6	44.228	119.2	25.546	120.7	1:32.155	13-	21.999	130.6	43.981	117.5	25.049	119.6	1:31.029
7-	22.358	131.1	44.309	118.6	25.256	120.5	1:31.923								
8		Daisuke NAKAJIMA										Int		Räikkönen Robertson Racing	
1-	126.4	46.690	116.5	27.423	118.1	1:43.539	8-	22.216	131.1	43.899	119.8	26.370	116.5	1:32.485	
2-	24.620	127.8	45.288	117.5	26.391	118.1	1:36.299	9-	22.438	130.1	43.355	119.4	25.129	119.0	1:30.922

Weather / Track : Cloudy / Drying

Oulton Park International  
Circuit Length = 2.6920 miles  
Start: 10:08 End: 10:30

**Cooper Tires British F3 International Series**  
**RACE 6 - ROUND 2 - SECTOR ANALYSIS**

3 -	23.488	128.1	45.016	116.7	26.451	118.4	1:34.955	10 -	21.978	131.1	43.377	119.6	24.706	119.8	<b>1:30.061</b>
4 -	23.889	130.1	44.770	118.1	25.638	119.8	1:34.297	11 -	<b>21.790</b>	131.6	43.595	119.0	24.773	119.8	1:30.158
5 -	22.784	130.6	44.103	119.4	25.407	119.8	1:32.294	12 -	21.828	<b>131.8</b>	43.766	<b>120.5</b>	<b>24.617</b>	120.3	1:30.211
6 -	22.405	131.6	43.985	119.4	25.355	<b>120.5</b>	1:31.745	13 -	22.513	126.4	43.391	119.6	24.632	119.0	1:30.536
7 -	22.211	<b>131.8</b>	43.755	119.6	25.365	120.3	1:31.331								
<b>9</b>	<b>Max SNEGIREV</b>			Int Fortec Motorsport											
1 -	127.6	49.377	116.7	28.735	119.4	1:52.260	8 -	22.649	<b>129.3</b>	44.270	117.9	25.315	118.8	1:32.234	
2 -	24.924	126.6	46.580	116.7	26.910	119.8	1:38.414	9 -	22.459	129.1	43.938	117.5	25.018	119.0	1:31.415
3 -	24.662	126.4	46.054	115.9	29.079	115.1	1:39.795	10 -	<b>22.316</b>	128.6	<b>43.727</b>	118.1	25.007	119.0	<b>1:31.050</b>
4 -	23.902	126.4	45.669	116.7	26.347	118.1	1:35.918	11 -	22.645	128.1	43.868	118.4	24.860	119.0	1:31.373
5 -	23.513	127.8	45.013	116.9	25.825	119.8	1:34.351	12 -	22.362	<b>129.3</b>	44.980	117.1	25.043	118.6	1:32.385
6 -	23.081	127.6	44.445	<b>119.0</b>	25.382	<b>120.3</b>	1:32.908	13 -	22.356	128.8	43.960	118.4	<b>24.857</b>	119.2	1:31.173
7 -	22.692	<b>129.3</b>	44.228	116.5	25.296	<b>120.3</b>	1:32.216								
<b>14</b>	<b>Jay BRIDGER</b>			Int Litespeed F3											
1 -	129.8	49.638	117.5	27.621	118.6	1:51.999	8 -	22.294	130.6	43.555	119.0	24.967	119.2	1:30.816	
2 -	24.177	129.8	46.578	117.9	26.734	<b>120.3</b>	1:37.489	9 -	22.215	130.1	<b>43.499</b>	119.2	24.998	119.4	1:30.712
3 -	23.958	129.1	44.997	119.2	26.801	119.8	1:35.756	10 -	<b>22.120</b>	130.6	43.825	117.5	24.823	120.1	1:30.768
4 -	23.284	130.1	44.835	118.4	25.719	119.6	1:33.838	11 -	22.257	131.1	43.569	119.2	<b>24.721</b>	<b>120.3</b>	<b>1:30.547</b>
5 -	22.714	130.1	44.176	118.8	25.576	120.1	1:32.466	12 -	22.241	130.6	43.832	118.8	24.893	120.1	1:30.966
6 -	22.589	<b>131.6</b>	44.498	<b>119.6</b>	25.994	118.8	1:33.081	13 -	22.148	130.1	43.700	118.4	24.862	120.1	1:30.710
7 -	22.543	130.3	43.795	119.0	25.044	120.1	1:31.382								
<b>18</b>	<b>Adderley FONG</b>			Int Sino Vision Racing											
1 -	124.7	46.392	115.5	27.681	117.1	3:17.455	7 -	22.445	129.1	44.397	117.3	26.647	117.9	1:33.489	
2 -	23.845	126.1	49.101	110.7	38.564	112.0	1:51.510	8 -	22.332	129.3	44.204	117.3	25.581	117.9	1:32.117
3 -	24.022	126.1	45.449	117.1	26.533	117.5	1:36.004	9 -	<b>21.991</b>	129.6	<b>44.170</b>	116.7	<b>25.299</b>	117.5	<b>1:31.460</b>
4 -	22.944	129.3	44.911	116.9	26.239	117.9	1:34.094	10 -	22.133	128.6	51.720	86.7	27.425	117.5	1:41.278
5 -	22.370	129.3	44.925	<b>118.4</b>	25.808	<b>118.6</b>	1:33.103	11 -	22.832	128.1	44.469	117.1	25.554	117.1	1:32.855
6 -	22.257	<b>130.1</b>	45.120	114.3	25.925	118.1	1:33.302	12 -	22.172	129.1	44.369	117.1	25.329	117.7	1:31.870
<b>21</b>	<b>Rupert SVENDSEN-COOK</b>			Int Carlin											
1 -	130.6	46.530	119.0	27.471	120.3	1:43.962	8 -	22.226	130.1	44.002	118.4	25.055	119.4	1:31.283	
2 -	24.562	128.6	45.391	118.1	26.393	119.6	1:36.346	9 -	22.395	130.6	43.786	118.6	25.017	120.1	1:31.198
3 -	23.423	130.3	44.862	118.8	26.298	<b>120.7</b>	1:34.583	10 -	22.056	131.1	43.702	118.8	25.028	119.2	1:30.786
4 -	23.544	129.3	44.362	118.1	25.810	119.2	1:33.716	11 -	22.009	131.6	43.597	118.6	24.760	119.2	1:30.366
5 -	22.908	130.3	44.086	119.0	25.278	119.6	1:32.272	12 -	21.976	130.1	43.587	<b>119.6</b>	<b>24.700</b>	119.6	<b>1:30.263</b>
6 -	22.415	130.6	44.129	118.4	25.115	119.8	1:31.659	13 -	<b>21.928</b>	<b>131.8</b>	<b>43.567</b>	<b>119.6</b>	24.855	118.4	1:30.350
7 -	22.251	130.8	44.023	118.8	25.117	120.5	1:31.391								
<b>22</b>	<b>Jazeman JAAFAR</b>			Int Carlin											
1 -	127.8	48.242	117.5	26.789	121.1	1:46.631	8 -	<b>22.148</b>	<b>131.1</b>	44.911	114.3	25.621	120.5	1:32.680	
2 -	23.967	129.3	46.088	118.6	26.275	120.5	1:36.330	9 -	22.490	130.1	43.753	119.2	24.724	120.5	1:30.967
3 -	23.523	128.1	45.498	118.1	26.353	120.3	1:35.374	10 -	22.286	<b>131.1</b>	<b>43.686</b>	<b>119.6</b>	24.898	<b>121.8</b>	<b>1:30.870</b>
4 -	23.205	129.3	44.649	118.8	25.477	121.1	1:33.331	11 -	22.412	130.6	43.817	119.2	24.825	120.1	1:31.054
5 -	22.950	129.6	44.503	119.0	25.127	120.9	1:32.580	12 -	22.536	129.8	43.866	<b>119.6</b>	<b>24.696</b>	120.5	1:31.098
6 -	22.609	<b>131.1</b>	44.424	<b>119.6</b>	25.380	120.7	1:32.413	13 -	22.245	130.8	43.801	119.0	24.929	119.8	1:30.975
7 -	22.490	130.6	43.975	119.0	24.824	120.9	1:31.289								
<b>25</b>	<b>Hywel LLOYD</b>			Int C F Racing with Manor Motorsport											
1 -	127.6	49.166	117.1	27.642	119.8	1:50.481	6 -	22.595	131.1	44.417	<b>119.4</b>	25.572	121.4	1:32.584	
2 -	24.412	<b>131.8</b>	45.437	118.1	26.387	119.8	1:36.236	7 -	<b>22.487</b>	131.1	44.167	117.9	25.311	121.1	1:31.965
3 -	23.343	128.8	44.973	117.7	26.256	120.3	1:34.572	8 -	23.820	126.1	50.244	115.9	In		1:48.401 P
4 -	22.837	130.3	44.578	117.5	25.750	121.6	1:33.165	9 -	Out	125.7	44.857	118.1	25.392	120.1	6:45.835
5 -	22.950	130.6	44.855	118.6	25.581	<b>121.8</b>	1:33.386	10 -	22.496	130.3	<b>43.780</b>	119.0	<b>25.033</b>	119.6	<b>1:31.309</b>
<b>26</b>	<b>Carlos HUERTAS</b>			Int Räikkönen Robertson Racing											
1 -	127.6	47.199	117.5	27.104	119.0	1:45.165	8 -	22.258	130.3	44.017	118.1	24.854	<b>121.1</b>	1:31.129	
2 -	24.209	128.1	45.866	118.1	26.343	119.2	1:36.418	9 -	22.680	130.3	43.836	119.4	24.935	120.3	1:31.451
3 -	23.525	128.3	45.415	116.7	26.149	119.2	1:35.089	10 -	22.266	130.8	43.870	119.8	24.768	120.1	1:30.904
4 -	23.406	128.8	44.747	118.8	25.570	119.8	1:33.723	11 -	<b>22.112</b>	130.8	43.585	119.4	24.782	119.8	1:30.479
5 -	22.786	130.3	44.301	119.2	25.111	119.8	1:32.198	12 -	22.145	130.1	<b>43.581</b>	<b>120.3</b>	<b>24.684</b>	120.3	<b>1:30.410</b>

Weather / Track : Cloudy / Drying

Oulton Park International  
 Circuit Length = 2.6920 miles  
 Start: 10:08 End: 10:30

**Cooper Tires British F3 International Series**  
**RACE 6 - ROUND 2 - SECTOR ANALYSIS**

6 -	22.798	129.8	44.244	119.6	25.026	120.1	1:32.068	13 -	22.195	<i>131.1</i>	43.810	120.1	24.893	119.8	1:30.898
7 -	22.478	130.8	43.969	119.0	24.964	120.5	1:31.411								
<b>27</b>	<b>Felipe NASR</b>				Int		<b>Räikkönen Robertson Racing</b>								
1 -	124.0	52.195	115.9	27.238	120.1	1:53.749	8 -	23.297	126.9	43.941	119.2	25.891	118.8	1:33.129	
2 -	24.272	129.3	46.670	118.1	26.801	120.5	1:37.743	9 -	22.668	129.3	43.818	118.6	25.290	120.1	1:31.776
3 -	23.950	130.6	46.337	117.7	26.807	118.8	1:37.094	10 -	22.452	129.8	43.860	118.6	<b>25.003</b>	119.6	1:31.315
4 -	23.400	128.3	44.906	117.9	26.846	115.1	1:35.152	11 -	22.515	129.1	43.786	119.0	25.142	119.4	1:31.443
5 -	23.088	129.8	44.604	118.4	25.618	120.7	1:33.310	12 -	22.427	130.1	<b>43.728</b>	119.4	25.059	119.8	<b>1:31.214</b>
6 -	22.434	131.1	43.947	<b>120.1</b>	25.382	121.4	1:31.763	13 -	<b>22.331</b>	130.8	43.894	119.0	25.237	119.8	1:31.462
7 -	22.629	<b>131.3</b>	44.129	119.4	25.687	<b>122.9</b>	1:32.445								
<b>31</b>	<b>Jean-Eric VERGNE</b>				Int		<b>Carlin</b>								
1 -	129.3	47.818	119.2	27.271	120.3	1:46.249	8 -	22.069	131.3	44.259	118.1	26.350	119.8	1:32.678	
2 -	23.801	131.1	46.352	118.8	26.128	120.7	1:36.281	9 -	22.064	130.8	43.485	119.4	25.009	119.2	1:30.558
3 -	23.199	131.1	45.918	118.8	26.106	120.3	1:35.223	10 -	22.078	131.8	43.667	119.6	25.923	119.8	1:31.668
4 -	23.002	130.3	44.992	119.2	25.540	120.7	1:33.534	11 -	21.946	131.1	43.443	119.4	24.973	120.5	1:30.362
5 -	22.553	131.6	44.802	119.0	25.279	120.7	1:32.634	12 -	21.787	130.8	<b>43.257</b>	<b>119.8</b>	<b>24.620</b>	120.9	<b>1:29.664</b>
6 -	22.372	131.8	44.387	119.6	25.688	120.7	1:32.447	13 -	<b>21.642</b>	<b>132.4</b>	43.753	<b>119.8</b>	24.986	120.3	1:30.381
7 -	22.223	131.3	43.828	119.0	24.945	<b>121.8</b>	1:30.996								
<b>32</b>	<b>Lucas FORESTI</b>				Int		<b>Carlin</b>								
1 -	119.4	50.694	116.3	27.407	120.5	1:52.722	8 -	23.482	125.2	44.433	119.0	26.268	118.6	1:34.183	
2 -	24.836	128.6	46.757	117.7	26.610	<b>121.1</b>	1:38.203	9 -	22.506	131.3	43.963	118.4	25.229	120.1	1:31.698
3 -	23.726	128.6	45.058	117.7	26.403	119.8	1:35.187	10 -	22.175	131.3	43.740	118.6	25.485	118.1	1:31.400
4 -	23.106	130.1	44.840	118.8	25.884	120.7	1:33.830	11 -	22.373	131.1	43.784	118.8	25.311	118.8	1:31.468
5 -	23.030	131.6	47.102	116.7	25.753	120.3	1:35.885	12 -	22.367	132.4	<b>43.591</b>	<b>119.2</b>	<b>25.195</b>	119.6	1:31.153
6 -	22.799	130.8	44.225	119.0	25.547	120.1	1:32.571	13 -	<b>22.128</b>	<b>132.6</b>	43.701	118.6	25.239	120.1	<b>1:31.068</b>
7 -	22.806	130.8	44.039	118.1	25.937	119.8	1:32.782								
<b>43</b>	<b>Menasheh IDAFAR</b>				Nat		<b>T-Sport</b>								
1 -	124.7	49.018	116.1	28.545	118.4	1:50.376	8 -	22.781	128.1	45.053	116.3	25.509	118.8	1:33.343	
2 -	24.410	126.9	46.588	117.1	27.504	117.7	1:38.502	9 -	22.521	128.3	43.952	117.7	25.200	119.2	1:31.673
3 -	23.481	127.3	45.376	115.9	26.515	118.8	1:35.372	10 -	22.500	128.3	43.917	118.1	25.176	118.8	1:31.593
4 -	23.070	126.4	44.573	117.9	26.012	118.8	1:33.655	11 -	22.334	129.3	43.757	<b>119.0</b>	25.342	118.4	1:31.433
5 -	22.944	128.6	44.447	116.1	25.788	<b>119.4</b>	1:33.179	12 -	22.362	<b>129.6</b>	<b>43.707</b>	118.4	<b>24.968</b>	119.0	<b>1:31.037</b>
6 -	22.854	127.1	44.350	118.6	27.367	115.9	1:34.571	13 -	<b>22.239</b>	<b>129.6</b>	43.727	118.8	25.253	118.6	1:31.219
7 -	22.887	128.6	44.251	118.6	25.312	119.2	1:32.450								
<b>44</b>	<b>James COLE</b>				Nat		<b>T-Sport</b>								
1 -	123.1	49.260	116.5	27.899	116.3	1:50.938	3 -	23.996	127.1	<b>45.172</b>	116.3	26.697	117.7	1:35.865	
2 -	24.991	127.1	46.360	116.5	26.695	117.7	1:38.046	4 -	23.352	126.6	45.581	<b>116.7</b>	<b>25.888</b>	<b>118.4</b>	<b>1:34.821</b>

Weather / Track : Cloudy / Drying

Oulton Park International  
 Circuit Length = 2.6920 miles  
 Start: 10:08 End: 10:30

**Cooper Tires British F3 International Series**  
**RACE 6 - ROUND 2 - BEST SECTOR TIMES**

SECTOR 1			SECTOR 2			SECTOR 3			IDEAL / BEST COMPARISON						
POS	NO	NAME	TIME	NO	NAME	TIME	NO	NAME	TIME	POS	NO	NAME	IDEAL	BEST	DIFF
1	31	VERGNE	21.642	31	VERGNE	43.257	1	BUZAID	24.552	1	31	VERGNE	1:29.519	1:29.664	0.145
2	8	NAKAJIMA	21.790	8	NAKAJIMA	43.355	8	NAKAJIMA	24.617	2	8	NAKAJIMA	1:29.762	1:30.061	0.299
3	7	BRUNDLE	21.882	14	BRIDGER	43.499	31	VERGNE	24.620	3	1	BUZAID	1:30.029	1:30.182	0.153
4	2	CALADO	21.884	1	BUZAID	43.513	6	WEBB	24.671	4	21	SVENDSEN-COOK	1:30.195	1:30.263	0.068
5	21	SVENDSEN-COOK	21.928	21	SVENDSEN-COOK	43.567	26	HUERTAS	24.684	5	14	BRIDGER	1:30.340	1:30.547	0.207
6	6	WEBB	21.963	26	HUERTAS	43.581	22	JAAFAR	24.696	6	26	HUERTAS	1:30.377	1:30.410	0.033
7	1	BUZAID	21.964	32	FORESTI	43.591	21	SVENDSEN-COOK	24.700	7	6	WEBB	1:30.404	1:30.406	0.002
8	18	FONG	21.991	22	JAAFAR	43.686	14	BRIDGER	24.721	8	2	CALADO	1:30.413	1:30.687	0.274
9	5	MCKENZIE	21.995	43	IDAFAR	43.707	5	MCKENZIE	24.786	9	5	MCKENZIE	1:30.515	1:30.617	0.102
10	3	BULLER	22.033	2	CALADO	43.716	2	CALADO	24.813	10	22	JAAFAR	1:30.530	1:30.870	0.340
11	26	HUERTAS	22.112	9	SNEGIREV	43.727	3	BULLER	24.829	11	3	BULLER	1:30.610	1:30.633	0.023
12	14	BRIDGER	22.120	27	NASR	43.728	9	SNEGIREV	24.857	12	7	BRUNDLE	1:30.646	1:30.799	0.153
13	32	FORESTI	22.128	5	MCKENZIE	43.734	7	BRUNDLE	24.935	13	9	SNEGIREV	1:30.900	1:31.050	0.150
14	22	JAAFAR	22.148	3	BULLER	43.748	43	IDAFAR	24.968	14	32	FORESTI	1:30.914	1:31.068	0.154
15	43	IDAFAR	22.239	6	WEBB	43.770	27	NASR	25.003	15	43	IDAFAR	1:30.914	1:31.037	0.123
16	9	SNEGIREV	22.316	25	LLOYD	43.780	25	LLOYD	25.033	16	27	NASR	1:31.062	1:31.214	0.152
17	27	NASR	22.331	4	DIAS	43.821	32	FORESTI	25.195	17	25	LLOYD	1:31.300	1:31.309	0.009
18	4	DIAS	22.344	7	BRUNDLE	43.829	4	DIAS	25.268	18	4	DIAS	1:31.433	1:32.371	0.938
19	25	LLOYD	22.487	18	FONG	44.170	18	FONG	25.299	19	18	FONG	1:31.460	1:31.460	0.000
20	44	COLE	22.913	44	COLE	45.172	44	COLE	25.888	20	44	COLE	1:33.973	1:34.821	0.848
											Perfect Lap		1:29.451		

Weather / Track : Cloudy / Drying

Oulton Park International  
Circuit Length = 2.6920 miles  
Start: 10:08 End: 10:30

**Cooper Tires British F3 International Series**  
**RACE 6 - ROUND 2 - SPEED TRAPS**

SECTOR 1				SECTOR 2			FINISH LINE			
POS	NO	NAME	MPH	NO	NAME	MPH	NO	NAME	MPH	
1	2	James CALADO	134.8	8	Daisuke NAKAJIMA	120.5	27	Felipe NASR	122.9	
2	6	Oliver WEBB	132.6	26	Carlos HUERTAS	120.3	2	James CALADO	122.5	
3	32	Lucas FORESTI	132.6	4	Gabriel DIAS	120.1	5	Daniel MCKENZIE	122.5	
4	31	Jean-Eric VERGNE	132.4	27	Felipe NASR	120.1	22	Jazeman JAAFAR	121.8	
5	5	Daniel MCKENZIE	132.1	31	Jean-Eric VERGNE	119.8	25	Hywel LLOYD	121.8	
6	8	Daisuke NAKAJIMA	131.8	1	Adriano BUZAID	119.6	31	Jean-Eric VERGNE	121.8	
7	21	Rupert SVENDSEN-COOK	131.8	3	William BULLER	119.6	3	William BULLER	121.4	
8	25	Hywel LLOYD	131.8	5	Daniel MCKENZIE	119.6	6	Oliver WEBB	121.1	
9	14	Jay BRIDGER	131.6	14	Jay BRIDGER	119.6	26	Carlos HUERTAS	121.1	
10	27	Felipe NASR	131.3	21	Rupert SVENDSEN-COOK	119.6	32	Lucas FORESTI	121.1	
11	7	Alex BRUNDLE	131.1	22	Jazeman JAAFAR	119.6	1	Adriano BUZAID	120.7	
12	22	Jazeman JAAFAR	131.1	25	Hywel LLOYD	119.4	7	Alex BRUNDLE	120.7	
13	26	Carlos HUERTAS	131.1	2	James CALADO	119.2	21	Rupert SVENDSEN-COOK	120.7	
14	1	Adriano BUZAID	130.8	7	Alex BRUNDLE	119.2	8	Daisuke NAKAJIMA	120.5	
15	3	William BULLER	130.8	32	Lucas FORESTI	119.2	9	Max SNEGIREV	120.3	
16	4	Gabriel DIAS	130.3	6	Oliver WEBB	119.0	14	Jay BRIDGER	120.3	
17	18	Adderley FONG	130.1	9	Max SNEGIREV	119.0	4	Gabriel DIAS	120.1	
18	43	Menasheh IDAFAR	129.6	43	Menasheh IDAFAR	119.0	43	Menasheh IDAFAR	119.4	
19	9	Max SNEGIREV	129.3	18	Adderley FONG	118.4	18	Adderley FONG	118.6	
20	44	James COLE	128.3	44	James COLE	116.7	44	James COLE	118.4	

Weather / Track : Cloudy / Drying

Oulton Park International  
 Circuit Length = 2.6920 miles  
 Start: 10:08 End: 10:30

# Cooper Tires British F3 International Series

## RACE 6 - ROUND 2 - POSITION CHART

No	Name	Laps Pos	Laps												
			1	2	3	4	5	6	7	8	9	10	11	12	13
8	Daisuke NAKAJIMA	1	8	8	8	21	21	21	21	21	21	21	21	21	21
4	Gabriel DIAS	2	4	21	21	8	8	8	8	8	8	8	8	8	8
21	Rupert SVENDSEN-CO	3	21	26	26	26	26	26	26	26	26	26	26	26	26
26	Carlos HUERTAS	4	26	1	1	1	1	1	1	1	1	1	1	1	1
1	Adriano BUZAID	5	1	31	31	31	31	31	31	31	31	31	31	31	31
31	Jean-Eric VERGNE	6	31	22	22	22	22	22	22	22	22	22	22	22	22
22	Jazeman JAAFAR	7	22	5	5	5	5	5	5	5	5	5	5	5	5
5	Daniel MCKENZIE	8	5	6	6	6	6	6	6	6	6	6	6	6	6
6	Oliver WEBB	9	6	3	3	3	3	3	3	3	3	3	3	3	3
3	William BULLER	10	3	7	7	7	7	7	7	7	7	7	7	7	7
7	Alex BRUNDLE	11	7	25	25	25	2	2	2	2	2	2	2	2	2
43	Menasheh IDAFAR	12	43	2	2	2	25	25	25	14	14	14	14	14	14
25	Hywel LLOYD	13	25	43	43	43	43	14	14	43	43	43	43	43	43
2	James CALADO	14	2	44	44	14	14	43	43	27	27	27	27	27	27
44	James COLE	15	44	14	14	44	4	32	32	32	32	32	32	32	32
14	Jay BRIDGER	16	14	9	32	32	32	27	27	9	9	9	9	9	9
9	Max SNEGIREV	17	9	32	27	4	27	4	9	25	18	18	18	18	
32	Lucas FORESTI	18	32	27	4	27	9	9	18	18	25	25			
27	Felipe NASR	19	27	4	9	9	18	18							
18	Adderley FONG	20	18	18	18	18									

Weather / Track : Cloudy / Drying

Oulton Park International  
Circuit Length = 2.6920 miles  
Start: 10:08 End: 10:30

# Cooper Tires British F3 International Series

## RACE 11 - ROUND 3 - CLASSIFICATION

POS	NO	CL	DRIVER / TEAM	CAR	LAPS	TIME	GAP	DIFF	MPH	BEST	ON
1	31	Int	<b>Jean-Eric VERGNE (FRA)</b> Carlin	Dallara F308 Volkswagen	26	39:00.158			107.67	1:29.064	3
2	6	Int	<b>Oliver WEBB (GBR)</b> Fortec Motorsport	Dallara F308 Mercedes HWA	26	39:01.535	1.377	1.377	107.61	1:29.179	3
3	21	Int	<b>Rupert SVENDSEN-COOK (GBR)</b> Carlin	Dallara F308 Volkswagen	26	39:26.070	25.912	24.535	106.49	1:30.069	4
4	4	Int	<b>Gabriel DIAS (BRA)</b> Hitech Racing	Dallara F310 Volkswagen	26	39:27.051	26.893	0.981	106.45	1:30.060	5
5	1	Int	<b>Adriano BUZAID (BRA)</b> Carlin	Dallara F308 Volkswagen	26	39:27.702	27.544	0.651	106.42	1:29.755	4
6	2	Int	<b>James CALADO (GBR)</b> Carlin	Dallara F308 Volkswagen	26	39:28.289	28.131	0.587	106.39	1:29.611	7
7	8	Int	<b>Daisuke NAKAJIMA (JPN)</b> Räikkönen Robertson Racing	Dallara F308 Mercedes HWA	26	39:32.134	31.976	3.845	106.22	1:30.414	4
8	14	Int	<b>Jay BRIDGER (GBR)</b> Litespeed F3	Dallara F308 Mercedes	26	39:40.499	40.341	8.365	105.84	1:30.197	5
9	7	Int	<b>Alex BRUNDLE (GBR)</b> T-Sport Powered By Volkswagen	Dallara F310 Volkswagen	26	39:42.995	42.837	2.496	105.73	1:30.221	6
10	5	Int	<b>Daniel MCKENZIE (GBR)</b> Fortec Motorsport	Dallara F308 Mercedes HWA	26	39:43.182	43.024	0.187	105.73	1:30.210	5
11	3	Int	<b>William BULLER (GBR)</b> Hitech Racing	Dallara F310 Volkswagen	26	39:46.217	46.059	3.035	105.59	1:30.169	6
12	26	Int	<b>Carlos HUERTAS (COL)</b> Räikkönen Robertson Racing	Dallara F308 Mercedes HWA	26	39:46.586	46.428	0.369	105.57	1:30.222	9
13	22	Int	<b>Jazeman JAAFAR (MAS)</b> Carlin	Dallara F308 Volkswagen	26	39:48.705	48.547	2.119	105.48	1:29.867	3
14	9	Int	<b>Max SNEGIREV (RUS)</b> Fortec Motorsport	Dallara F308 Mercedes HWA	26	40:04.601	1:04.443	15.896	104.78	1:31.175	5
15	32	Int	<b>Lucas FORESTI (BRA)</b> Carlin	Dallara F308 Volkswagen	26	40:16.720	1:16.562	12.119	104.26	1:31.010	9
16	18	Int	<b>Adderley FONG (CHN)</b> Sino Vision Racing	Dallara F308 Mercedes HWA	26	40:29.028	1:28.870	12.308	103.73	1:31.875	21
17	44	Nat	<b>James COLE (GBR)</b> T-Sport	Dallara F307 Mugen Honda	25	39:31.065	1 lap	1 lap	102.18	1:31.160	5
NOT CLASSIFIED											
DNF	27	Int	<b>Felipe NASR (BRA)</b> Räikkönen Robertson Racing	Dallara F308 Mercedes HWA	15	23:21.749	11 laps	10 laps	103.70	1:29.971	5
NOT CLASSIFIED											
DNF	43	Nat	<b>Menasheh IDAFAR (BRN)</b> T-Sport	Dallara F307 Mugen Honda	0						
FASTEST LAP											
31	Int	Jean-Eric VERGNE (FRA) Carlin	Dallara F308 Volkswagen	3	1:29.064	108.81 mph	175.11 kph				
44	Nat	James COLE (GBR) T-Sport	Dallara F307 Mugen Honda	5	1:31.160	106.31 mph	171.09 kph				

Weather / Track : Cloudy / Dry  
 These results are provisional until the conclusion of any judicial and technical matters.

Oulton Park International  
 Circuit Length = 2.6920 miles  
 Start: 14:48 End: 15:29

Race Director :	Stewards :	Timekeeper :
-----------------	------------	--------------

# Cooper Tires British F3 International Series

## RACE 11 - ROUND 3 - LAP CHART

Lap 1			Lap 2			Lap 3			Lap 4			Lap 5		
No	Behind	Laptime	No	Behind	Laptime	No	Behind	Laptime	No	Behind	Laptime	No	Behind	Laptime
31		1:33.804	31		1:29.438	31		1:29.064	31		1:29.373	31		1:29.471
6	0.563	1:34.367	6	0.628	1:29.503	6	0.743	1:29.179	6	1.534	1:30.164	6	2.324	1:30.261
21	4.096	1:37.900	21	5.212	1:30.554	21	6.407	1:30.259	21	7.103	1:30.069	21	8.089	1:30.457
4	4.917	1:38.721	4	6.063	1:30.584	4	7.226	1:30.227	4	8.346	1:30.493	4	8.935	1:30.060
1	5.248	1:39.052	1	6.891	1:31.081	1	8.730	1:30.903	1	9.112	1:29.755	1	10.008	1:30.367
8	5.611	1:39.415	8	7.562	1:31.389	8	9.256	1:30.758	8	10.297	1:30.414	8	11.575	1:30.256
14	6.107	1:39.911	14	8.003	1:31.334	2	9.968	1:30.706	2	10.790	1:30.195	8	11.852	1:31.026
2	6.782	1:40.586	2	8.326	1:30.982	14	10.857	1:31.918	14	11.955	1:30.471	14	12.681	1:30.197
7	7.126	1:40.930	7	9.775	1:32.087	7	11.715	1:31.004	7	13.472	1:31.130	7	14.245	1:30.244
3	7.239	1:41.043	3	10.313	1:32.512	3	12.144	1:30.895	3	14.017	1:31.246	3	14.886	1:30.340
5	7.976	1:41.780	5	10.728	1:32.190	5	12.560	1:30.896	5	14.530	1:31.343	5	15.269	1:30.210
9	11.605	1:45.409	9	14.359	1:32.192	9	16.850	1:31.555	27	18.731	1:30.981	27	19.231	1:29.971
27	12.334	1:46.138	27	14.635	1:31.739	27	17.123	1:31.552	9	20.431	1:32.954	9	22.135	1:31.175
32	13.626	1:47.430	26	16.518	1:31.366	26	17.810	1:30.356	26	20.746	1:32.309	26	22.458	1:31.183
26	14.590	1:48.394	32	17.884	1:33.696	32	20.371	1:31.551	32	23.371	1:32.373	32	26.051	1:32.151
18	16.530	1:50.334	22	20.313	1:30.157	22	21.116	1:29.867	22	23.463	1:31.720	22	26.618	1:32.626
22	19.594	1:53.398	18	21.885	1:34.793	18	25.768	1:32.947	18	29.402	1:33.007	18	32.106	1:32.175
44	21.191	1:54.995 P	44	1:07.378	2:15.625	44	1:09.973	1:31.659	44	1:12.142	1:31.542	44	1:13.831	1:31.160

Weather / Track : Cloudy / Dry

Oulton Park International  
Circuit Length = 2.6920 miles  
Start: 14:48 End: 15:29

# Cooper Tires British F3 International Series

## RACE 11 - ROUND 3 - LAP CHART

Lap 6			Lap 7			Lap 8			Lap 9			Lap 10		
No	Behind	Laptime	No	Behind	Laptime	No	Behind	Laptime	No	Behind	Laptime	No	Behind	Laptime
31		1:29.458	31		1:29.376	31		1:29.441	31		1:29.520	31		1:29.896
6	2.313	1:29.447	6	2.575	1:29.638	6	2.956	1:29.822	6	3.189	1:29.753	6	3.384	1:30.091
21	8.931	1:30.300	21	9.745	1:30.190	21	10.864	1:30.560	21	11.532	1:30.188	21	12.117	1:30.481
4	9.772	1:30.295	4	10.694	1:30.298	4	11.861	1:30.608	4	12.577	1:30.236	4	13.256	1:30.575
1	10.582	1:30.032	1	11.379	1:30.173	1	12.362	1:30.424	1	13.328	1:30.486	1	13.923	1:30.491
2	11.872	1:29.755	2	12.107	1:29.611	2	13.003	1:30.337	2	13.758	1:30.275	2	14.520	1:30.658
8	13.213	1:30.819	8	14.475	1:30.638	8	15.629	1:30.595	8	16.709	1:30.600	8	17.630	1:30.817
14	14.136	1:30.913	14	15.505	1:30.745	14	16.961	1:30.897	14	18.213	1:30.772	14	19.327	1:31.010
7	15.008	1:30.221	7	16.187	1:30.555	7	17.649	1:30.903	7	19.924	1:31.795	7	21.803	1:31.775
3	15.597	1:30.169	3	16.919	1:30.698	3	18.224	1:30.746	5	20.429	1:30.981	5	21.899	1:31.366
5	16.520	1:30.709	5	17.797	1:30.653	5	18.968	1:30.612	3	21.096	1:32.392	3	24.579	1:33.379
27	21.179	1:31.406	27	23.027	1:31.224	27	24.413	1:30.827	27	25.800	1:30.907	27	27.784	1:31.880
9	24.157	1:31.480	26	27.874	1:32.327	26	28.865	1:30.432	26	29.567	1:30.222	26	30.199	1:30.528
26	24.923	1:31.923	9	28.360	1:33.579	9	30.436	1:31.517	9	32.698	1:31.782	9	35.014	1:32.212
32	28.244	1:31.651	32	31.592	1:32.724	22	33.414	1:31.172	22	34.300	1:30.406	22	35.353	1:30.949
22	28.397	1:31.237	22	31.683	1:32.662	32	34.406	1:32.255	32	35.896	1:31.010	32	37.849	1:31.849
18	34.717	1:32.069	18	37.339	1:31.998	18	40.006	1:32.108	18	42.571	1:32.085	18	44.715	1:32.040
44	1:16.066	1:31.693	44	1:17.953	1:31.263	44	1:19.938	1:31.426	44	1:22.535	1:32.117	44	1:24.733	1:32.094

Weather / Track : Cloudy / Dry

Oulton Park International  
Circuit Length = 2.6920 miles  
Start: 14:48 End: 15:29

# Cooper Tires British F3 International Series

## RACE 11 - ROUND 3 - LAP CHART

Lap 11			Lap 12			Lap 13			Lap 14			Lap 15		
No	Behind	Laptime	No	Behind	Laptime	No	Behind	Laptime	No	Behind	Laptime	No	Behind	Laptime
31		1:30.026	31		1:29.859	31		1:30.021	31		1:30.358	31		1:29.717
6	3.245	1:29.887	6	3.052	1:29.666	6	2.696	1:29.665	6	2.365	1:30.027	6	2.474	1:29.826
21	12.675	1:30.584	21	13.310	1:30.494	21	14.026	1:30.737	44	1 LAP	1:35.115	44	1 LAP	1:32.180
4	13.930	1:30.700	4	14.757	1:30.686	4	15.496	1:30.760	21	14.388	1:30.720	21	15.672	1:31.001
1	14.555	1:30.658	1	16.224	1:31.528	1	16.440	1:30.237	4	15.940	1:30.802	4	16.885	1:30.662
2	15.012	1:30.518	2	16.636	1:31.483	2	16.952	1:30.337	1	16.854	1:30.772	1	17.708	1:30.571
8	18.187	1:30.583	8	19.215	1:30.887	8	19.886	1:30.692	2	17.360	1:30.766	2	18.243	1:30.600
14	20.182	1:30.881	14	21.592	1:31.269	14	22.486	1:30.915	8	20.432	1:30.904	8	21.974	1:31.259
7	23.540	1:31.763	7	24.536	1:30.855	7	25.198	1:30.683	14	23.373	1:31.245	14	24.861	1:31.205
5	23.851	1:31.978	5	24.825	1:30.833	5	25.905	1:31.101	7	25.984	1:31.144	7	27.332	1:31.065
3	25.924	1:31.371	3	27.181	1:31.116	3	29.646	1:32.486	5	26.392	1:30.845	5	27.604	1:30.929
27	28.584	1:30.826	27	30.069	1:31.344	26	32.615	1:31.529	3	30.991	1:31.703	3	33.037	1:31.763
26	30.547	1:30.374	26	31.107	1:30.419	27	33.104	1:33.056	26	32.567	1:30.310	26	33.920	1:31.070
9	37.004	1:32.016	22	38.900	1:31.646	22	39.534	1:30.655	27	36.918	1:34.172	22	40.981	1:31.112
22	37.113	1:31.786	9	40.584	1:33.439	9	42.032	1:31.469	22	39.586	1:30.410	9	46.383	1:32.757
32	39.445	1:31.622	32	42.481	1:32.895	32	45.100	1:32.640	9	43.343	1:31.669	32	50.389	1:32.460
18	46.603	1:31.914	18	49.161	1:32.417	18	51.652	1:32.512	32	47.646	1:32.904	27	52.927	1:45.726 P
44	1:26.741	1:32.034	44	1:29.220	1:32.338				18	53.705	1:32.411	18	56.050	1:32.062

Weather / Track : Cloudy / Dry

Oulton Park International  
Circuit Length = 2.6920 miles  
Start: 14:48 End: 15:29

# Cooper Tires British F3 International Series

## RACE 11 - ROUND 3 - LAP CHART

Lap 16			Lap 17			Lap 18			Lap 19			Lap 20		
No	Behind	Laptime	No	Behind	Laptime	No	Behind	Laptime	No	Behind	Laptime	No	Behind	Laptime
31		1:29.810	31		1:29.824	31		1:29.737	31		1:30.217	31		1:30.109
6	2.752	1:30.088	6	2.971	1:30.043	6	3.496	1:30.262	6	3.032	1:29.753	6	2.752	1:29.829
44	1 LAP	1:31.645	44	1 LAP	1:31.680	44	1 LAP	1:31.600	44	1 LAP	1:31.756	44	1 LAP	1:31.914
21	16.723	1:30.861	21	17.659	1:30.760	21	18.581	1:30.659	21	19.339	1:30.975	21	20.152	1:30.922
4	17.895	1:30.820	4	18.865	1:30.794	4	19.841	1:30.713	4	20.459	1:30.835	4	21.345	1:30.995
1	18.570	1:30.672	1	19.568	1:30.822	1	20.479	1:30.648	1	21.188	1:30.926	1	21.983	1:30.904
2	19.187	1:30.754	2	20.028	1:30.665	2	21.119	1:30.828	2	21.683	1:30.781	2	22.557	1:30.983
8	22.914	1:30.750	8	24.029	1:30.939	8	25.541	1:31.249	8	26.298	1:30.974	8	26.946	1:30.757
14	26.166	1:31.115	14	27.766	1:31.424	14	29.380	1:31.351	14	30.411	1:31.248	14	31.791	1:31.489
7	28.948	1:31.426	7	31.069	1:31.945	7	32.452	1:31.120	7	33.694	1:31.459	7	34.968	1:31.383
5	29.019	1:31.225	5	31.481	1:32.286	5	32.522	1:30.778	5	34.136	1:31.831	5	35.259	1:31.232
3	34.628	1:31.401	3	36.121	1:31.317	3	37.607	1:31.223	3	38.418	1:31.028	3	39.614	1:31.305
26	35.102	1:30.992	26	36.496	1:31.218	26	38.040	1:31.281	26	38.874	1:31.051	26	40.030	1:31.265
22	41.997	1:30.826	22	42.696	1:30.523	22	43.724	1:30.765	22	44.370	1:30.863	22	45.252	1:30.991
9	48.320	1:31.747	9	50.552	1:32.056	9	52.454	1:31.639	9	54.100	1:31.863	9	55.502	1:31.511
32	52.342	1:31.763	32	54.156	1:31.638	32	56.440	1:32.021	32	58.562	1:32.339	32	1:00.949	1:32.496
18	58.653	1:32.413	18	1:01.218	1:32.389	18	1:03.944	1:32.463	18	1:06.489	1:32.762	18	1:08.632	1:32.252

Weather / Track : Cloudy / Dry

Oulton Park International  
Circuit Length = 2.6920 miles  
Start: 14:48 End: 15:29

# Cooper Tires British F3 International Series

## RACE 11 - ROUND 3 - LAP CHART

Lap 21			Lap 22			Lap 23			Lap 24			Lap 25		
No	Behind	Laptime	No	Behind	Laptime	No	Behind	Laptime	No	Behind	Laptime	No	Behind	Laptime
31		1:30.067	31		1:30.121	31		1:30.106	31		1:30.426	31		1:30.373
6	2.493	1:29.808	6	2.311	1:29.939	6	2.097	1:29.892	6	1.697	1:30.026	6	1.568	1:30.244
44	1 LAP	1:31.948	44	1 LAP	1:32.067	44	1 LAP	1:31.870	44	1 LAP	1:31.747	21	25.081	1:31.255
21	21.102	1:31.017	21	22.250	1:31.269	21	23.322	1:31.178	21	24.199	1:31.303	4	26.081	1:31.608
4	22.298	1:31.020	4	23.328	1:31.151	4	24.101	1:30.879	4	24.846	1:31.171	1	27.039	1:31.833
1	23.021	1:31.105	1	24.243	1:31.343	1	25.037	1:30.900	1	25.579	1:30.968	2	27.557	1:31.926
2	23.485	1:30.995	2	24.600	1:31.236	2	25.380	1:30.886	2	26.004	1:31.050	44	1 LAP	1:37.250
8	27.897	1:31.018	8	28.452	1:30.676	8	29.184	1:30.838	8	30.100	1:31.342	8	31.161	1:31.434
14	33.153	1:31.429	14	34.806	1:31.774	14	36.309	1:31.609	14	37.229	1:31.346	14	38.560	1:31.704
7	36.508	1:31.607	7	38.525	1:32.138	7	39.372	1:30.953	7	39.919	1:30.973	7	41.251	1:31.705
5	36.640	1:31.448	5	39.761	1:33.242	5	40.380	1:30.725	5	40.372	1:30.418	5	41.490	1:31.491
3	40.652	1:31.105	3	41.634	1:31.103	3	42.697	1:31.169	3	43.412	1:31.141	3	44.722	1:31.683
26	41.107	1:31.144	26	42.194	1:31.208	26	43.060	1:30.972	26	43.823	1:31.189	26	45.119	1:31.669
22	45.874	1:30.689	22	46.508	1:30.755	22	46.966	1:30.564	22	47.155	1:30.615	22	47.798	1:31.016
9	57.138	1:31.703	9	58.727	1:31.710	9	1:00.156	1:31.535	9	1:01.663	1:31.933	9	1:03.042	1:31.752
32	1:03.786	1:32.904	32	1:06.080	1:32.415	32	1:08.548	1:32.574	32	1:10.966	1:32.844	32	1:13.593	1:33.000
18	1:10.440	1:31.875	18	1:12.301	1:31.982	18	1:14.409	1:32.214	18	1:16.335	1:32.352	18	1:18.147	1:32.185

Weather / Track : Cloudy / Dry

Oulton Park International  
Circuit Length = 2.6920 miles  
Start: 14:48 End: 15:29

**Cooper Tires British F3 International Series**  
**RACE 11 - ROUND 3 - LAP CHART**

Lap 26		
No	Behind	Laptime
31		1:30.546
6	1.377	1:30.355
21	25.912	1:31.377
4	26.893	1:31.358
1	27.544	1:31.051
2	28.131	1:31.120
44	1 LAP	1:32.347
8	31.976	1:31.361
14	40.341	1:32.327
7	42.837	1:32.132
5	43.024	1:32.080
3	46.059	1:31.883
26	46.428	1:31.855
22	48.547	1:31.295
9	1:04.443	1:31.947
32	1:16.562	1:33.515
18	1:28.870	1:41.269

**Weather / Track : Cloudy / Dry**

Oulton Park International  
Circuit Length = 2.6920 miles  
Start: 14:48 End: 15:29

**Cooper Tires British F3 International Series**  
**RACE 11 - ROUND 3 - SECTOR ANALYSIS**

1		Adriano BUZAI				Int Carlin									
1-	129.3	44.706	117.1	25.479	119.6	1:39.052	14-	21.947	130.3	43.846	117.9	24.979	119.2	1:30.772	
2-	22.282	130.3	43.935	119.0	24.864	119.0	1:31.081	15-	21.906	130.1	43.850	118.4	24.815	119.2	1:30.571
3-	21.800	130.3	44.087	117.9	25.016	119.4	1:30.903	16-	21.822	130.1	44.092	118.8	24.758	119.6	1:30.672
4-	<b>21.609</b>	130.1	<b>43.367</b>	117.9	24.779	119.4	<b>1:29.755</b>	17-	21.785	130.6	44.083	118.8	24.954	119.0	1:30.822
5-	21.840	129.6	43.926	118.8	24.601	119.4	1:30.367	18-	21.836	130.3	44.008	118.4	24.804	119.6	1:30.648
6-	21.729	130.6	43.704	119.0	<b>24.599</b>	118.6	1:30.032	19-	21.855	129.6	44.179	119.2	24.892	<b>119.8</b>	1:30.926
7-	21.760	130.6	43.738	117.7	24.675	<b>119.8</b>	1:30.173	20-	21.855	130.3	44.144	118.8	24.905	119.4	1:30.904
8-	21.712	130.3	43.959	118.6	24.753	117.7	1:30.424	21-	21.807	131.3	44.235	118.6	25.063	119.6	1:31.105
9-	22.029	130.6	43.755	118.4	24.702	119.2	1:30.486	22-	21.850	<b>131.6</b>	44.321	118.1	25.172	119.2	1:31.343
10-	21.862	130.3	43.865	118.6	24.764	119.4	1:30.491	23-	21.735	131.3	44.063	119.0	25.102	118.6	1:30.900
11-	21.795	130.6	44.032	118.8	24.831	119.4	1:30.658	24-	21.814	131.3	44.125	118.8	25.029	<b>119.8</b>	1:30.968
12-	21.748	130.6	45.009	118.6	24.771	119.0	1:31.528	25-	22.060	129.3	44.835	118.1	24.938	119.4	1:31.833
13-	21.668	130.3	43.809	118.1	24.760	118.6	1:30.237	26-	21.718	131.1	44.361	<b>119.4</b>	24.972	<b>119.8</b>	1:31.051
2		James CALADO				Int Carlin									
1-	130.6	45.413	117.1	25.226	119.0	1:40.586	14-	21.827	130.6	44.022	117.9	24.917	119.6	1:30.766	
2-	21.951	131.3	44.142	118.8	24.889	<b>120.7</b>	1:30.982	15-	21.792	130.3	43.964	117.9	24.844	119.8	1:30.600
3-	21.934	131.1	44.062	118.1	24.710	119.8	1:30.706	16-	21.663	131.1	44.262	118.4	24.829	119.4	1:30.754
4-	21.656	131.1	43.826	117.3	24.713	119.6	1:30.195	17-	21.666	130.8	44.141	118.6	24.858	119.8	1:30.665
5-	21.644	130.6	43.705	118.6	24.907	118.8	1:30.256	18-	21.729	130.6	44.097	118.8	25.002	119.2	1:30.828
6-	21.691	130.6	<b>43.396</b>	118.4	24.668	119.2	1:29.755	19-	21.636	131.3	44.256	118.1	24.889	120.1	1:30.781
7-	<b>21.563</b>	129.8	43.460	117.5	<b>24.588</b>	119.4	<b>1:29.611</b>	20-	21.882	128.8	44.223	118.1	24.878	119.6	1:30.983
8-	21.609	129.1	43.743	117.9	24.985	119.2	1:30.337	21-	21.940	130.6	44.220	118.4	24.835	120.5	1:30.995
9-	21.747	130.8	43.832	118.6	24.696	120.3	1:30.275	22-	21.791	<b>131.8</b>	44.372	118.1	25.073	120.3	1:31.236
10-	21.907	130.3	43.936	117.9	24.815	119.2	1:30.658	23-	21.843	131.3	44.196	118.1	24.847	120.3	1:30.886
11-	21.632	130.8	44.099	118.1	24.787	119.6	1:30.518	24-	21.898	131.6	44.257	118.8	24.895	120.5	1:31.050
12-	21.673	131.3	45.030	118.6	24.780	119.8	1:31.483	25-	21.826	131.6	45.162	<b>119.0</b>	24.938	119.8	1:31.926
13-	21.720	130.1	43.934	117.5	24.683	118.6	1:30.337	26-	21.762	130.3	44.426	117.5	24.932	120.3	1:31.120
3		William BULLER				Int Hitech Racing									
1-	125.9	46.299	117.5	24.837	<b>121.4</b>	1:41.043	14-	22.044	128.3	44.440	117.3	25.219	119.6	1:31.703	
2-	22.684	132.6	44.701	118.4	25.127	120.5	1:32.512	15-	22.067	129.1	44.355	117.5	25.341	119.8	1:31.763
3-	21.793	131.1	44.130	117.9	24.972	120.9	1:30.895	16-	22.106	129.6	44.118	118.1	25.177	119.6	1:31.401
4-	21.793	<b>132.9</b>	44.630	119.0	24.823	120.3	1:31.246	17-	21.894	129.6	44.187	117.1	25.236	119.2	1:31.317
5-	21.729	130.6	43.803	<b>119.4</b>	24.808	120.9	1:30.340	18-	21.943	129.1	44.116	118.1	25.164	120.1	1:31.223
6-	<b>21.620</b>	131.6	<b>43.780</b>	119.0	<b>24.769</b>	119.8	<b>1:30.169</b>	19-	21.933	129.3	44.054	119.0	25.041	119.8	1:31.028
7-	21.809	129.3	43.963	118.4	24.926	120.1	1:30.698	20-	21.901	129.6	44.247	119.0	25.157	119.8	1:31.305
8-	21.810	130.1	43.949	118.8	24.987	120.7	1:30.746	21-	21.858	130.1	44.127	118.1	25.120	120.1	1:31.105
9-	21.758	131.1	44.109	118.1	26.525	119.4	1:32.392	22-	21.881	130.3	44.171	117.9	25.051	120.1	1:31.103
10-	22.725	128.1	45.184	118.1	25.470	119.4	1:33.379	23-	21.851	129.6	44.135	118.1	25.183	120.1	1:31.169
11-	22.004	130.3	44.305	118.6	25.062	119.4	1:31.371	24-	21.843	130.8	44.152	119.0	25.146	119.8	1:31.141
12-	21.741	130.3	44.185	118.6	25.190	119.4	1:31.116	25-	22.168	128.8	44.253	117.3	25.262	120.3	1:31.683
13-	22.864	118.1	44.376	118.1	25.246	119.4	1:32.486	26-	22.188	129.6	44.300	118.4	25.395	120.3	1:31.883
4		Gabriel DIAS				Int Hitech Racing									
1-	128.8	44.538	118.6	25.844	119.0	1:38.721	14-	21.971	128.1	44.072	118.8	24.759	119.4	1:30.802	
2-	22.078	128.3	43.819	<b>120.3</b>	24.687	119.6	1:30.584	15-	21.898	128.1	44.071	119.4	24.693	119.0	1:30.662
3-	22.001	128.1	43.614	119.4	24.612	119.8	1:30.227	16-	21.966	128.3	44.050	119.4	24.804	119.2	1:30.820
4-	21.945	128.8	43.879	118.1	24.669	119.0	1:30.493	17-	21.970	128.3	44.027	119.4	24.797	119.2	1:30.794
5-	21.871	128.8	<b>43.595</b>	119.6	<b>24.594</b>	<b>120.3</b>	<b>1:30.060</b>	18-	21.876	128.6	44.039	119.2	24.798	119.4	1:30.713
6-	21.850	129.1	43.787	119.6	24.658	119.0	1:30.295	19-	22.059	127.8	44.080	120.1	24.696	119.4	1:30.835
7-	21.851	128.8	43.780	118.6	24.667	119.4	1:30.298	20-	21.989	128.6	44.169	119.4	24.837	118.8	1:30.995
8-	21.869	129.1	43.880	119.4	24.859	119.2	1:30.608	21-	21.976	128.3	44.207	119.0	24.837	119.8	1:31.020
9-	21.964	128.6	43.622	119.4	24.650	119.4	1:30.236	22-	22.085	128.6	44.185	119.4	24.881	119.4	1:31.151
10-	21.942	128.8	43.915	119.6	24.718	118.8	1:30.575	23-	21.959	129.1	44.075	119.2	24.845	119.8	1:30.879
11-	21.918	129.1	44.032	119.0	24.750	119.2	1:30.700	24-	21.881	<b>129.6</b>	44.288	119.2	25.002	119.4	1:31.171
12-	<b>21.849</b>	129.1	43.962	119.4	24.875	119.2	1:30.686	25-	22.228	126.9	44.293	118.8	25.087	119.4	1:31.608
13-	22.001	128.1	44.108	119.0	24.651	119.0	1:30.760	26-	22.238	128.1	44.229	119.6	24.891	119.8	1:31.358
5		Daniel MCKENZIE				Int Fortec Motorsport									
1-	129.3	46.476	118.6	25.167	120.3	1:41.780	14-	21.704	131.3	44.213	117.9	24.928	120.3	1:30.845	

Weather / Track : Cloudy / Dry

Oulton Park International  
 Circuit Length = 2.6920 miles  
 Start: 14:48 End: 15:29

**Cooper Tires British F3 International Series**  
**RACE 11 - ROUND 3 - SECTOR ANALYSIS**

2-	22.405	129.3	44.570	118.1	25.215	120.5	1:32.190	15-	21.924	131.1	44.055	118.6	24.950	120.7	1:30.929
3-	21.840	131.3	44.060	118.4	24.996	120.3	1:30.896	16-	22.010	131.3	44.049	119.0	25.166	120.1	1:31.225
4-	21.814	129.3	44.619	119.0	24.910	119.6	1:31.343	17-	22.954	130.3	44.319	117.5	25.013	119.8	1:32.286
5-	<b>21.585</b>	<b>131.6</b>	43.928	118.6	<b>24.697</b>	121.1	<b>1:30.210</b>	18-	21.856	130.8	43.967	118.6	24.955	121.1	1:30.778
6-	22.160	127.6	<b>43.726</b>	<b>119.2</b>	24.823	119.4	1:30.709	19-	22.790	130.6	44.120	118.6	24.921	120.3	1:31.831
7-	21.898	130.1	43.837	118.1	24.918	119.2	1:30.653	20-	21.744	131.1	44.333	118.6	25.155	119.6	1:31.232
8-	21.790	130.8	43.995	117.9	24.827	119.6	1:30.612	21-	21.929	131.1	44.396	118.1	25.123	<b>122.2</b>	1:31.448
9-	22.071	128.8	43.989	118.4	24.921	120.1	1:30.981	22-	22.910	130.6	44.453	118.8	25.879	119.6	1:33.242
10-	21.903	130.3	43.827	<b>119.2</b>	25.636	119.4	1:31.366	23-	21.832	130.3	44.013	117.1	24.880	120.3	1:30.725
11-	22.677	130.3	44.144	117.5	25.157	120.5	1:31.978	24-	21.622	131.1	43.891	118.1	24.905	120.3	1:30.418
12-	21.915	131.1	44.013	118.8	24.905	120.9	1:30.833	25-	21.927	129.3	44.652	118.1	24.912	120.3	1:31.491
13-	21.984	130.6	44.103	117.3	25.014	119.8	1:31.101	26-	22.048	<b>131.6</b>	44.851	118.8	25.181	121.1	1:32.080
<b>6</b>	<b>Oliver WEBB</b> Int Fortec Motorsport														
1-	130.1	43.551	118.8	24.588	120.3	1:34.367	14-	21.638	131.3	43.703	117.9	24.686	118.8	1:30.027	
2-	21.587	<b>132.1</b>	43.373	119.4	24.543	119.8	1:29.503	15-	21.617	130.3	43.551	118.1	24.658	119.2	1:29.826
3-	21.512	131.1	<b>43.336</b>	118.6	<b>24.331</b>	<b>120.5</b>	<b>1:29.179</b>	16-	21.662	130.8	43.673	118.8	24.753	119.0	1:30.088
4-	21.443	131.8	43.671	118.6	25.050	109.8	1:30.164	17-	21.575	130.8	43.770	118.1	24.698	119.0	1:30.043
5-	22.182	131.1	43.632	119.2	24.447	120.3	1:30.261	18-	21.645	130.1	43.890	118.8	24.727	119.4	1:30.262
6-	<b>21.409</b>	<b>132.1</b>	43.426	118.8	24.612	119.2	1:29.447	19-	21.607	130.6	43.569	119.4	24.577	119.6	1:29.753
7-	21.473	131.1	43.562	117.9	24.603	119.6	1:29.638	20-	21.578	130.6	43.666	119.0	24.585	119.4	1:29.829
8-	21.421	131.1	43.635	118.1	24.766	118.6	1:29.822	21-	21.541	131.1	43.625	118.6	24.642	119.4	1:29.808
9-	21.491	<b>132.1</b>	43.568	117.9	24.694	119.4	1:29.753	22-	21.590	131.1	43.625	118.6	24.724	119.4	1:29.939
10-	21.820	130.6	43.513	118.6	24.758	118.8	1:30.091	23-	21.614	131.1	43.688	119.0	24.590	119.8	1:29.892
11-	21.710	131.1	43.527	118.8	24.650	119.2	1:29.887	24-	21.630	130.8	43.768	118.4	24.628	120.1	1:30.026
12-	21.553	131.1	43.525	<b>119.8</b>	24.588	119.0	1:29.666	25-	21.685	130.1	43.786	118.6	24.773	119.4	1:30.244
13-	21.573	131.1	43.383	118.4	24.709	119.2	1:29.665	26-	21.725	130.8	43.867	118.6	24.763	119.2	1:30.355
<b>7</b>	<b>Alex BRUNDLE</b> Int T-Sport Powered By Volkswagen														
1-	129.1	45.375	117.5	25.995	119.4	1:40.930	14-	22.091	127.8	44.000	118.4	25.053	119.2	1:31.144	
2-	22.728	130.1	44.492	117.7	24.867	119.4	1:32.087	15-	21.845	129.8	44.112	117.9	25.108	119.6	1:31.065
3-	21.917	130.1	44.009	118.8	25.078	<b>120.1</b>	1:31.004	16-	21.981	129.3	44.011	119.0	25.434	118.8	1:31.426
4-	22.116	129.8	44.227	118.8	<b>24.787</b>	119.6	1:31.130	17-	22.694	129.6	44.176	117.7	25.075	118.6	1:31.945
5-	21.775	130.3	<b>43.620</b>	<b>119.2</b>	24.849	119.8	1:30.244	18-	21.815	129.3	43.993	118.8	25.312	119.0	1:31.120
6-	<b>21.650</b>	<b>131.1</b>	43.747	118.8	24.824	119.4	<b>1:30.221</b>	19-	22.457	129.8	44.027	<b>119.2</b>	24.975	119.2	1:31.459
7-	21.692	130.1	43.901	118.6	24.962	119.4	1:30.555	20-	21.860	129.6	44.244	118.8	25.279	118.8	1:31.383
8-	21.814	130.3	44.044	118.8	25.045	119.4	1:30.903	21-	21.826	130.3	44.467	117.9	25.314	119.4	1:31.607
9-	21.881	130.3	43.941	119.0	25.973	119.2	1:31.795	22-	22.805	129.3	44.286	118.8	25.047	119.0	1:32.138
10-	21.958	129.3	44.074	117.7	25.743	117.7	1:31.775	23-	21.813	129.8	44.102	118.4	25.038	119.6	1:30.953
11-	22.432	129.1	44.168	118.1	25.163	118.8	1:31.763	24-	21.794	129.8	44.015	118.8	25.164	119.4	1:30.973
12-	21.860	130.1	43.998	118.8	24.997	119.4	1:30.855	25-	21.935	129.1	44.722	118.8	25.048	119.0	1:31.705
13-	21.909	129.1	43.923	118.4	24.851	119.6	1:30.683	26-	22.070	129.8	44.751	119.0	25.311	119.0	1:32.132
<b>8</b>	<b>Daisuke NAKAJIMA</b> Int Räikkönen Robertson Racing														
1-	<b>130.8</b>	44.941	118.4	25.533	119.4	1:39.415	14-	21.929	129.6	43.956	117.7	25.019	118.6	1:30.904	
2-	22.331	130.1	44.087	118.6	24.971	118.8	1:31.389	15-	22.000	129.1	44.101	117.9	25.158	118.4	1:31.259
3-	21.955	129.8	43.835	118.4	24.968	118.6	1:30.758	16-	21.957	128.3	43.867	118.8	24.926	118.6	1:30.750
4-	21.996	129.3	<b>43.587</b>	117.5	<b>24.831</b>	118.4	<b>1:30.414</b>	17-	21.971	129.6	43.899	118.6	25.069	117.9	1:30.939
5-	<b>21.724</b>	129.8	43.672	119.0	25.630	<b>119.6</b>	1:31.026	18-	22.176	127.8	44.003	118.6	25.070	119.2	1:31.249
6-	22.141	<b>130.8</b>	43.714	118.6	24.964	117.7	1:30.819	19-	22.114	128.3	43.894	118.1	24.966	118.8	1:30.974
7-	21.831	129.3	43.759	117.5	25.048	117.7	1:30.638	20-	21.936	128.8	43.853	118.4	24.968	118.4	1:30.757
8-	21.947	129.1	43.763	118.6	24.885	117.9	1:30.595	21-	21.910	128.8	44.011	118.4	25.097	118.4	1:31.018
9-	21.912	129.1	43.708	117.9	24.980	118.6	1:30.600	22-	21.800	130.1	43.888	118.1	24.988	118.6	1:30.676
10-	22.005	129.8	43.921	<b>119.2</b>	24.891	117.3	1:30.817	23-	21.908	128.3	43.880	118.6	25.050	118.8	1:30.838
11-	21.856	129.3	43.771	118.1	24.956	118.1	1:30.583	24-	21.857	130.1	44.258	118.1	25.227	118.8	1:31.342
12-	21.995	128.3	43.997	118.8	24.895	118.6	1:30.887	25-	22.098	128.3	44.245	118.4	25.091	118.1	1:31.434
13-	21.940	129.1	43.873	117.7	24.879	118.6	1:30.692	26-	22.275	128.1	44.014	119.0	25.072	119.2	1:31.361
<b>9</b>	<b>Max SNEGIREV</b> Int Fortec Motorsport														
1-	127.8	48.892	117.3	25.310	118.6	1:45.409	14-	22.450	128.3	44.121	117.7	25.098	118.6	1:31.669	
2-	22.600	127.3	44.450	117.7	25.142	118.4	1:32.192	15-	22.519	128.6	44.742	117.7	25.496	118.6	1:32.757
3-	22.514	128.1	<b>44.032</b>	117.5	25.009	118.6	1:31.555	16-	22.430	128.6	44.332	117.7	24.985	118.4	1:31.747
4-	22.459	127.3	45.448	117.9	25.047	118.4	1:32.954	17-	22.515	127.6	44.172	117.5	25.369	118.6	1:32.056
5-	<b>22.130</b>	128.3	44.135	117.9	<b>24.910</b>	118.6	<b>1:31.175</b>	18-	22.415	127.1	44.154	118.1	25.070	119.0	1:31.639

Weather / Track : Cloudy / Dry

Oulton Park International  
 Circuit Length = 2.6920 miles  
 Start: 14:48 End: 15:29

**Cooper Tires British F3 International Series**  
**RACE 11 - ROUND 3 - SECTOR ANALYSIS**

6 -	22.439	129.1	44.079	118.1	24.962	118.4	1:31.480	19 -	22.532	127.1	44.239	117.9	25.092	118.4	1:31.863
7 -	22.411	128.3	44.084	117.1	27.084	116.9	1:33.579	20 -	22.327	128.3	44.128	117.9	25.056	118.8	1:31.511
8 -	22.477	128.8	44.108	<b>118.6</b>	24.932	118.1	1:31.517	21 -	22.434	128.8	44.219	117.9	25.050	119.0	1:31.703
9 -	22.476	128.1	44.247	118.1	25.059	118.8	1:31.782	22 -	22.389	129.1	44.274	118.4	25.047	118.8	1:31.710
10 -	22.685	128.1	44.305	118.1	25.222	117.9	1:32.212	23 -	22.142	<b>129.6</b>	44.134	118.4	25.259	118.6	1:31.535
11 -	22.499	127.8	44.178	117.9	25.339	117.9	1:32.016	24 -	22.368	128.1	44.434	116.5	25.131	119.0	1:31.933
12 -	23.807	128.8	44.368	118.1	25.264	118.4	1:33.439	25 -	22.579	127.8	44.233	117.9	24.940	<b>119.4</b>	1:31.752
13 -	22.294	128.6	44.052	117.9	25.123	118.6	1:31.469	26 -	22.437	129.1	44.303	117.9	25.207	118.6	1:31.947
<b>14</b>	<b>Jay BRIDGER</b> Int Litespeed F3														
1 -	127.3	45.114	117.5	25.380	120.1	1:39.911	14 -	21.838	129.6	44.296	117.3	25.111	119.0	1:31.245	
2 -	22.279	130.8	44.159	118.8	24.896	<b>120.3</b>	1:31.334	15 -	21.959	129.3	44.119	118.6	25.127	118.6	1:31.205
3 -	22.057	130.1	45.030	118.8	24.831	119.8	1:31.918	16 -	21.976	129.6	44.054	118.8	25.085	119.0	1:31.115
4 -	21.891	130.1	43.816	118.8	<b>24.764</b>	119.4	1:30.471	17 -	22.104	130.1	44.146	118.1	25.174	118.8	1:31.424
5 -	<b>21.656</b>	130.6	<b>43.741</b>	118.8	24.800	120.1	<b>1:30.197</b>	18 -	21.996	129.3	44.302	118.6	25.053	119.0	1:31.351
6 -	21.852	<b>131.1</b>	44.088	<b>119.0</b>	24.973	118.4	1:30.913	19 -	21.925	129.3	44.158	118.1	25.165	119.2	1:31.248
7 -	21.844	129.6	43.996	117.7	24.905	118.6	1:30.745	20 -	22.008	129.6	44.317	118.1	25.164	119.2	1:31.489
8 -	21.794	130.6	44.020	118.6	25.083	117.9	1:30.897	21 -	22.059	128.1	44.257	118.4	25.113	119.2	1:31.429
9 -	21.876	130.6	43.931	118.8	24.965	119.4	1:30.772	22 -	22.146	129.1	44.496	117.5	25.132	119.0	1:31.774
10 -	21.887	130.3	44.075	<b>119.0</b>	25.048	118.6	1:31.010	23 -	22.089	129.3	44.398	117.9	25.122	119.2	1:31.609
11 -	21.839	130.1	43.999	118.4	25.043	119.0	1:30.881	24 -	21.931	129.6	44.282	118.4	25.133	119.0	1:31.346
12 -	21.861	129.3	44.389	<b>119.0</b>	25.019	119.2	1:31.269	25 -	22.098	128.3	44.420	117.9	25.186	119.0	1:31.704
13 -	21.865	129.6	44.130	117.9	24.920	118.6	1:30.915	26 -	22.352	129.8	44.634	118.8	25.341	119.6	1:32.327
<b>18</b>	<b>Adderley FONG</b> Int Sino Vision Racing														
1 -	125.2	51.829	117.1	26.709	117.7	1:50.334	14 -	22.378	128.8	44.585	117.5	25.448	117.5	1:32.411	
2 -	22.362	128.3	44.650	116.3	27.781	107.9	1:34.793	15 -	22.160	129.1	44.430	117.7	25.472	118.1	1:32.062
3 -	22.762	128.6	44.557	117.3	25.628	117.3	1:32.947	16 -	22.310	128.8	44.619	117.1	25.484	117.5	1:32.413
4 -	22.141	129.1	45.124	107.0	25.742	117.7	1:33.007	17 -	22.252	128.8	44.545	117.3	25.592	117.7	1:32.389
5 -	22.227	126.9	44.509	117.3	25.439	117.3	1:32.175	18 -	22.350	128.6	44.637	117.7	25.476	118.4	1:32.463
6 -	22.172	129.1	44.545	117.7	25.352	117.3	1:32.069	19 -	22.182	128.8	44.863	117.7	25.717	117.3	1:32.762
7 -	22.064	128.8	44.590	117.9	25.344	117.3	1:31.998	20 -	22.330	128.3	44.441	117.1	25.481	<b>118.6</b>	1:32.252
8 -	<b>21.983</b>	<b>130.1</b>	44.661	117.7	25.464	116.7	1:32.108	21 -	22.126	129.6	44.397	<b>118.8</b>	25.352	118.4	<b>1:31.875</b>
9 -	22.152	129.3	44.467	117.5	25.466	118.1	1:32.085	22 -	22.055	129.3	44.485	117.5	25.442	117.7	1:31.982
10 -	22.277	128.6	44.421	117.7	<b>25.342</b>	117.1	1:32.040	23 -	22.159	129.3	44.511	117.5	25.544	117.7	1:32.214
11 -	22.094	129.1	<b>44.381</b>	117.1	25.439	117.7	1:31.914	24 -	22.314	128.1	44.542	117.3	25.496	118.1	1:32.352
12 -	22.264	129.1	44.423	118.1	25.730	118.1	1:32.417	25 -	22.289	129.1	44.438	118.4	25.458	117.9	1:32.185
13 -	22.380	128.8	44.570	117.3	25.562	117.9	1:32.512	26 -	22.425	<b>130.1</b>	51.205	82.3	27.639	117.7	1:41.269
<b>21</b>	<b>Rupert SVENDSEN-COOK</b> Int Carlin														
1 -	128.3	44.620	114.3	25.180	119.0	1:37.900	14 -	21.907	129.8	43.948	118.1	24.865	118.8	1:30.720	
2 -	21.901	130.6	43.809	119.4	24.844	118.8	1:30.554	15 -	21.936	129.3	44.083	118.6	24.982	118.4	1:31.001
3 -	21.823	130.6	43.720	118.6	<b>24.716</b>	<b>119.2</b>	1:30.259	16 -	21.948	130.3	43.954	119.0	24.959	118.8	1:30.861
4 -	<b>21.642</b>	130.3	<b>43.512</b>	<b>119.6</b>	24.915	117.9	<b>1:30.069</b>	17 -	21.789	130.6	43.906	119.0	25.065	118.8	1:30.760
5 -	21.976	130.3	43.697	119.2	24.784	118.8	1:30.457	18 -	21.850	130.3	43.880	119.0	24.929	119.0	1:30.659
6 -	21.773	<b>130.8</b>	43.731	119.0	24.796	118.4	1:30.300	19 -	21.925	130.1	43.980	119.4	25.070	119.0	1:30.975
7 -	21.730	130.6	43.724	118.4	24.736	118.6	1:30.190	20 -	21.918	130.3	43.995	119.0	25.009	118.6	1:30.922
8 -	21.929	130.1	43.881	118.6	24.750	119.0	1:30.560	21 -	21.869	<b>130.8</b>	44.051	119.0	25.097	118.8	1:31.017
9 -	21.732	130.3	43.714	118.4	24.742	119.0	1:30.188	22 -	22.047	130.3	44.094	119.0	25.128	118.6	1:31.269
10 -	21.861	130.6	43.845	119.2	24.775	118.6	1:30.481	23 -	21.998	130.1	44.017	118.4	25.163	<b>119.2</b>	1:31.178
11 -	21.838	129.8	43.877	118.6	24.869	118.6	1:30.584	24 -	21.906	<b>130.8</b>	44.257	118.8	25.140	119.0	1:31.303
12 -	21.801	<b>130.8</b>	43.852	118.1	24.841	118.6	1:30.494	25 -	21.966	129.8	44.224	118.1	25.065	118.8	1:31.255
13 -	21.754	130.1	44.201	117.9	24.782	118.1	1:30.737	26 -	21.966	129.8	44.254	119.2	25.157	117.3	1:31.377
<b>22</b>	<b>Jazeman JAAFAR</b> Int Carlin														
1 -	128.3	58.648	118.6	24.914	119.6	1:53.398	14 -	21.855	129.8	43.814	117.7	24.741	119.0	1:30.410	
2 -	21.836	129.8	43.659	118.4	<b>24.662</b>	118.8	1:30.157	15 -	21.794	130.3	44.283	116.9	25.035	119.0	1:31.112
3 -	21.648	130.6	<b>43.537</b>	118.8	24.682	119.4	<b>1:29.867</b>	16 -	21.916	130.1	43.967	117.9	24.943	118.8	1:30.826
4 -	21.900	130.1	44.611	118.4	25.209	119.6	1:31.720	17 -	21.921	129.8	43.760	118.1	24.842	119.2	1:30.523
5 -	22.462	131.1	44.302	118.4	25.862	115.9	1:32.626	18 -	22.040	129.1	43.829	117.7	24.896	119.6	1:30.765
6 -	22.159	<b>131.3</b>	43.858	118.6	25.220	120.7	1:31.237	19 -	22.028	129.6	44.035	<b>119.0</b>	24.800	119.6	1:30.863
7 -	23.265	130.1	44.083	117.7	25.314	<b>121.6</b>	1:32.662	20 -	21.970	128.3	44.120	118.6	24.901	119.4	1:30.991
8 -	22.443	129.3	43.921	118.4	24.808	117.9	1:31.172	21 -	21.804	130.1	44.098	117.3	24.787	119.4	1:30.689
9 -	21.881	130.3	43.733	118.4	24.792	118.8	1:30.406	22 -	21.793	130.6	44.237	117.5	24.725	119.2	1:30.755

Weather / Track : Cloudy / Dry

Oulton Park International  
Circuit Length = 2.6920 miles  
Start: 14:48 End: 15:29

**Cooper Tires British F3 International Series**  
**RACE 11 - ROUND 3 - SECTOR ANALYSIS**

10 -	21.929	130.1	44.048	117.3	24.972	120.1	1:30.949	23 -	21.797	129.8	43.901	117.9	24.866	119.8	1:30.564
11 -	22.334	128.6	44.581	<b>119.0</b>	24.871	119.0	1:31.786	24 -	<b>21.611</b>	130.6	44.193	118.6	24.811	119.8	1:30.615
12 -	22.913	129.8	43.882	118.4	24.851	118.6	1:31.646	25 -	22.046	128.8	44.082	117.9	24.888	119.6	1:31.016
13 -	21.711	129.8	44.098	117.5	24.846	119.0	1:30.655	26 -	22.095	129.6	44.341	118.1	24.859	119.8	1:31.295
<b>26</b>	<b>Carlos HUERTAS</b>			Int Räikkönen Robertson Racing											
1 -	127.6		48.541	118.4	25.208	119.4	1:48.394	14 -	<b>21.685</b>	129.1	43.818	118.6	24.807	118.8	1:30.310
2 -	21.968	130.1	44.579	117.7	24.819	119.0	1:31.366	15 -	21.901	129.8	44.188	117.7	24.981	119.2	1:31.070
3 -	21.984	129.8	43.710	118.4	<b>24.662</b>	119.8	1:30.356	16 -	21.964	130.1	44.028	119.0	25.000	119.4	1:30.992
4 -	21.930	130.1	45.394	118.8	24.985	<b>120.1</b>	1:32.309	17 -	21.938	130.3	44.085	118.1	25.195	119.0	1:31.218
5 -	21.983	130.8	44.320	119.2	24.880	<b>120.1</b>	1:31.183	18 -	22.114	129.8	44.171	118.6	24.996	119.4	1:31.281
6 -	22.241	131.1	44.391	118.6	25.291	118.8	1:31.923	19 -	22.001	130.3	44.162	<b>119.4</b>	24.888	119.4	1:31.051
7 -	21.843	<b>131.6</b>	44.286	118.1	26.198	116.5	1:32.327	20 -	21.870	131.1	44.217	<b>119.4</b>	25.178	118.8	1:31.265
8 -	21.997	129.8	43.691	119.0	24.744	118.4	1:30.432	21 -	21.896	131.3	44.204	118.6	25.044	119.4	1:31.144
9 -	21.780	130.1	<b>43.647</b>	118.4	24.795	118.8	<b>1:30.222</b>	22 -	21.944	131.1	44.266	118.6	24.998	119.4	1:31.208
10 -	21.741	130.1	43.800	118.4	24.987	118.1	1:30.528	23 -	21.909	130.6	44.108	118.4	24.955	119.8	1:30.972
11 -	21.797	130.1	43.805	118.6	24.772	118.8	1:30.374	24 -	22.007	130.8	44.165	119.0	25.017	119.2	1:31.189
12 -	21.820	130.3	43.672	119.2	24.927	119.0	1:30.419	25 -	22.170	129.3	44.354	118.4	25.145	119.2	1:31.669
13 -	21.705	130.6	44.515	118.6	25.309	118.8	1:31.529	26 -	22.157	130.3	44.361	118.8	25.337	119.4	1:31.855
<b>27</b>	<b>Felipe NASR</b>			Int Räikkönen Robertson Racing											
1 -	127.1		49.324	118.6	25.093	119.8	1:46.138	9 -	21.783	130.6	43.832	118.4	25.292	117.7	1:30.907
2 -	22.098	131.1	44.599	119.2	25.042	120.5	1:31.739	10 -	22.193	129.3	44.563	119.0	25.124	117.9	1:31.880
3 -	22.581	128.8	44.058	119.2	24.913	<b>120.9</b>	1:31.552	11 -	21.823	130.3	43.847	118.6	25.156	118.8	1:30.826
4 -	22.205	130.1	43.831	119.2	24.945	118.8	1:30.981	12 -	21.877	129.8	44.190	118.6	25.277	118.6	1:31.344
5 -	21.545	130.6	<b>43.656</b>	<b>119.4</b>	<b>24.770</b>	119.2	<b>1:29.971</b>	13 -	22.237	128.8	44.713	117.7	26.106	119.0	1:33.056
6 -	<b>21.543</b>	<b>131.3</b>	43.679	119.2	26.184	118.4	1:31.406	14 -	22.734	127.8	45.188	116.9	26.250	117.9	1:34.172
7 -	22.024	130.1	44.165	118.1	25.035	118.4	1:31.224	15 -	23.039	127.6	46.181	96.7	In		1:45.726 P
8 -	21.878	129.8	44.004	118.1	24.945	118.8	1:30.827								
<b>31</b>	<b>Jean-Eric VERGNE</b>			Int Carlin											
1 -	129.8		43.463	118.8	24.660	119.0	1:33.804	14 -	22.144	130.3	43.570	118.4	24.644	118.6	1:30.358
2 -	21.560	131.3	43.217	<b>119.6</b>	24.661	119.0	1:29.438	15 -	21.552	129.8	43.476	118.4	24.689	118.8	1:29.717
3 -	<b>21.424</b>	130.8	<b>43.170</b>	118.6	<b>24.470</b>	119.4	<b>1:29.064</b>	16 -	21.511	130.6	43.668	118.8	24.631	118.8	1:29.810
4 -	21.515	130.1	43.286	119.0	24.572	119.0	1:29.373	17 -	21.498	130.8	43.569	118.4	24.757	118.8	1:29.824
5 -	21.487	131.1	43.475	118.6	24.509	<b>119.8</b>	1:29.471	18 -	21.450	130.3	43.645	118.6	24.642	119.2	1:29.737
6 -	21.502	131.3	43.328	118.8	24.628	119.0	1:29.458	19 -	21.485	130.3	43.959	119.4	24.773	119.2	1:30.217
7 -	21.471	130.8	43.366	118.8	24.539	119.4	1:29.376	20 -	21.572	129.6	43.786	118.6	24.751	119.2	1:30.109
8 -	21.428	130.8	43.496	118.8	24.517	119.4	1:29.441	21 -	21.530	130.8	43.837	118.4	24.700	119.0	1:30.067
9 -	21.469	<b>131.6</b>	43.439	118.4	24.612	119.4	1:29.520	22 -	21.551	130.6	43.702	118.6	24.868	119.2	1:30.121
10 -	21.651	130.3	43.577	118.8	24.668	118.8	1:29.896	23 -	21.515	130.8	43.889	119.0	24.702	119.4	1:30.106
11 -	21.671	130.6	43.716	119.0	24.639	119.4	1:30.026	24 -	21.642	130.8	44.019	118.6	24.765	119.6	1:30.426
12 -	21.484	130.3	43.619	119.0	24.756	118.8	1:29.859	25 -	21.713	128.8	43.928	119.2	24.732	118.8	1:30.373
13 -	21.573	130.6	43.747	118.8	24.701	119.6	1:30.021	26 -	21.775	130.1	43.894	119.2	24.877	114.9	1:30.546
<b>32</b>	<b>Lucas FORESTI</b>			Int Carlin											
1 -	128.3		50.559	117.1	25.468	119.2	1:47.430	14 -	22.552	129.6	44.770	116.9	25.582	118.1	1:32.904
2 -	22.396	129.6	45.848	115.9	25.452	118.8	1:33.696	15 -	22.334	130.1	44.726	117.1	25.400	118.6	1:32.460
3 -	22.170	129.6	44.129	117.7	25.252	117.9	1:31.551	16 -	22.447	130.1	44.070	117.9	25.246	117.7	1:31.763
4 -	22.306	130.1	44.584	<b>118.4</b>	25.483	118.4	1:32.373	17 -	22.161	130.1	44.047	116.5	25.430	118.4	1:31.638
5 -	22.267	129.8	44.301	118.1	25.583	117.7	1:32.151	18 -	22.315	128.3	44.370	117.7	25.336	118.4	1:32.021
6 -	22.148	130.6	44.005	117.7	25.498	118.4	1:31.651	19 -	22.439	130.1	44.524	117.1	25.376	118.1	1:32.339
7 -	22.951	130.3	44.173	116.9	25.600	117.5	1:32.724	20 -	22.239	129.8	44.746	117.3	25.511	118.8	1:32.496
8 -	22.941	<b>131.8</b>	44.235	117.9	25.079	118.6	1:32.255	21 -	22.718	129.6	44.795	117.3	25.391	118.6	1:32.904
9 -	<b>22.047</b>	130.6	<b>43.922</b>	117.5	<b>25.041</b>	<b>119.4</b>	<b>1:31.010</b>	22 -	22.407	130.3	44.700	117.5	25.308	118.4	1:32.415
10 -	22.296	129.8	44.352	117.5	25.201	117.9	1:31.849	23 -	22.362	130.1	44.591	116.7	25.621	117.7	1:32.574
11 -	22.252	129.6	44.221	117.7	25.149	<b>119.4</b>	1:31.622	24 -	22.571	129.3	44.786	116.9	25.487	119.0	1:32.844
12 -	22.122	131.1	44.348	<b>118.4</b>	26.425	117.3	1:32.895	25 -	22.441	130.1	45.096	117.1	25.463	118.4	1:33.000
13 -	22.509	129.8	44.567	117.1	25.564	118.6	1:32.640	26 -	22.606	131.1	45.140	117.3	25.769	118.8	1:33.515
<b>43</b>	<b>Menasheh IDAFAR</b>			Nat T-Sport											

Weather / Track : Cloudy / Dry

Oulton Park International  
 Circuit Length = 2.6920 miles  
 Start: 14:48 End: 15:29

**Cooper Tires British F3 International Series**  
**RACE 11 - ROUND 3 - SECTOR ANALYSIS**

<b>44</b>		<b>James COLE</b>					<b>Nat T-Sport</b>								
1 -		127.1	52.310	115.5	In	1:54.995 P	14 -	22.238	127.3	44.658	116.3	25.284	117.1	1:32.180	
2 -	Out	123.4	44.883	115.3	25.427	117.1	2:15.625	15 -	22.134	127.6	44.353	116.3	25.158	116.7	1:31.645
3 -	22.431	126.9	44.029	<b>117.5</b>	25.199	116.3	1:31.659	16 -	22.091	127.8	44.295	116.5	25.294	116.7	1:31.680
4 -	22.211	128.3	44.321	116.7	<b>25.010</b>	<b>117.7</b>	1:31.542	17 -	22.188	127.8	44.234	116.5	25.178	116.9	1:31.600
5 -	<b>21.942</b>	<b>128.8</b>	44.099	117.3	25.119	117.1	<b>1:31.160</b>	18 -	22.123	127.8	44.381	115.9	25.252	116.9	1:31.756
6 -	22.241	127.1	44.324	115.9	25.128	117.3	1:31.693	19 -	22.159	127.1	44.445	116.7	25.310	116.7	1:31.914
7 -	22.113	128.1	<b>44.013</b>	117.1	25.137	116.9	1:31.263	20 -	22.254	127.8	44.501	116.5	25.193	<b>117.7</b>	1:31.948
8 -	22.120	128.3	44.195	115.9	25.111	117.3	1:31.426	21 -	22.208	128.3	44.492	116.1	25.367	117.3	1:32.067
9 -	22.367	127.6	44.339	116.3	25.411	116.7	1:32.117	22 -	22.145	128.3	44.387	115.9	25.338	117.3	1:31.870
10 -	22.385	126.6	44.475	116.7	25.234	117.3	1:32.094	23 -	22.044	<b>128.8</b>	44.510	116.9	25.193	117.1	1:31.747
11 -	22.145	127.3	44.544	116.5	25.345	116.7	1:32.034	24 -	22.223	127.1	47.184	78.5	27.843	117.1	1:37.250
12 -	22.213	127.6	44.439	115.7	25.686	115.1	1:32.338	25 -	22.420	128.1	44.620	116.9	25.307	<b>117.7</b>	1:32.347
13 -	23.949	127.1	45.788	116.5	25.378	117.3	1:35.115								

Weather / Track : Cloudy / Dry

Oulton Park International  
 Circuit Length = 2.6920 miles  
 Start: 14:48 End: 15:29

**Cooper Tires British F3 International Series**  
**RACE 11 - ROUND 3 - BEST SECTOR TIMES**

SECTOR 1			SECTOR 2			SECTOR 3			IDEAL / BEST COMPARISON						
POS	NO	NAME	TIME	NO	NAME	TIME	NO	NAME	TIME	POS	NO	NAME	IDEAL	BEST	DIFF
1	6	WEBB	21.409	31	VERGNE	43.170	6	WEBB	24.331	1	31	VERGNE	1:29.064	1:29.064	0.000
2	31	VERGNE	21.424	6	WEBB	43.336	31	VERGNE	24.470	2	6	WEBB	1:29.076	1:29.179	0.103
3	27	NASR	21.543	1	BUZOID	43.367	2	CALADO	24.588	3	2	CALADO	1:29.547	1:29.611	0.064
4	2	CALADO	21.563	2	CALADO	43.396	4	DIAS	24.594	4	1	BUZOID	1:29.575	1:29.755	0.180
5	5	MCKENZIE	21.585	21	SVENDSEN-COOK	43.512	1	BUZOID	24.599	5	22	JAAFAR	1:29.810	1:29.867	0.057
6	1	BUZOID	21.609	22	JAAFAR	43.537	22	JAAFAR	24.662	6	21	SVENDSEN-COOK	1:29.870	1:30.069	0.199
7	22	JAAFAR	21.611	8	NAKAJIMA	43.587	26	HUERTAS	24.662	7	27	NASR	1:29.969	1:29.971	0.002
8	3	BULLER	21.620	4	DIAS	43.595	5	MCKENZIE	24.697	8	26	HUERTAS	1:29.994	1:30.222	0.228
9	21	SVENDSEN-COOK	21.642	7	BRUNDLE	43.620	21	SVENDSEN-COOK	24.716	9	5	MCKENZIE	1:30.008	1:30.210	0.202
10	7	BRUNDLE	21.650	26	HUERTAS	43.647	14	BRIDGER	24.764	10	4	DIAS	1:30.038	1:30.060	0.022
11	14	BRIDGER	21.656	27	NASR	43.656	3	BULLER	24.769	11	7	BRUNDLE	1:30.057	1:30.221	0.164
12	26	HUERTAS	21.685	5	MCKENZIE	43.726	27	NASR	24.770	12	8	NAKAJIMA	1:30.142	1:30.414	0.272
13	8	NAKAJIMA	21.724	14	BRIDGER	43.741	7	BRUNDLE	24.787	13	14	BRIDGER	1:30.161	1:30.197	0.036
14	4	DIAS	21.849	3	BULLER	43.780	8	NAKAJIMA	24.831	14	3	BULLER	1:30.169	1:30.169	0.000
15	44	COLE	21.942	32	FORESTI	43.922	9	SNEGIREV	24.910	15	44	COLE	1:30.965	1:31.160	0.195
16	18	FONG	21.983	44	COLE	44.013	44	COLE	25.010	16	32	FORESTI	1:31.010	1:31.010	0.000
17	32	FORESTI	22.047	9	SNEGIREV	44.032	32	FORESTI	25.041	17	9	SNEGIREV	1:31.072	1:31.175	0.103
18	9	SNEGIREV	22.130	18	FONG	44.381	18	FONG	25.342	18	18	FONG	1:31.706	1:31.875	0.169
												Perfect Lap		1:28.910	

Weather / Track : Cloudy / Dry

Oulton Park International  
Circuit Length = 2.6920 miles  
Start: 14:48 End: 15:29

**Cooper Tires British F3 International Series**  
**RACE 11 - ROUND 3 - SPEED TRAPS**

SECTOR 1				SECTOR 2			FINISH LINE		
POS	NO	NAME	MPH	NO	NAME	MPH	NO	NAME	MPH
1	3	William BULLER	132.9	4	Gabriel DIAS	120.3	5	Daniel MCKENZIE	122.2
2	6	Oliver WEBB	132.1	6	Oliver WEBB	119.8	22	Jazeman JAAFAR	121.6
3	2	James CALADO	131.8	21	Rupert SVENDSEN-COOK	119.6	3	William BULLER	121.4
4	32	Lucas FORESTI	131.8	31	Jean-Eric VERGNE	119.6	27	Felipe NASR	120.9
5	1	Adriano BUZAID	131.6	1	Adriano BUZAID	119.4	2	James CALADO	120.7
6	5	Daniel MCKENZIE	131.6	3	William BULLER	119.4	6	Oliver WEBB	120.5
7	26	Carlos HUERTAS	131.6	26	Carlos HUERTAS	119.4	4	Gabriel DIAS	120.3
8	31	Jean-Eric VERGNE	131.6	27	Felipe NASR	119.4	14	Jay BRIDGER	120.3
9	22	Jazeman JAAFAR	131.3	5	Daniel MCKENZIE	119.2	7	Alex BRUNDLE	120.1
10	27	Felipe NASR	131.3	7	Alex BRUNDLE	119.2	26	Carlos HUERTAS	120.1
11	7	Alex BRUNDLE	131.1	8	Daisuke NAKAJIMA	119.2	1	Adriano BUZAID	119.8
12	14	Jay BRIDGER	131.1	2	James CALADO	119.0	31	Jean-Eric VERGNE	119.8
13	8	Daisuke NAKAJIMA	130.8	14	Jay BRIDGER	119.0	8	Daisuke NAKAJIMA	119.6
14	21	Rupert SVENDSEN-COOK	130.8	22	Jazeman JAAFAR	119.0	9	Max SNEGIREV	119.4
15	18	Adderley FONG	130.1	18	Adderley FONG	118.8	32	Lucas FORESTI	119.4
16	4	Gabriel DIAS	129.6	9	Max SNEGIREV	118.6	21	Rupert SVENDSEN-COOK	119.2
17	9	Max SNEGIREV	129.6	32	Lucas FORESTI	118.4	18	Adderley FONG	118.6
18	44	James COLE	128.8	44	James COLE	117.5	44	James COLE	117.7

Weather / Track : Cloudy / Dry

Oulton Park International  
 Circuit Length = 2.6920 miles  
 Start: 14:48 End: 15:29

# Cooper Tires British F3 International Series

## RACE 11 - ROUND 3 - POSITION CHART

No	Name	Laps Pos																										
			1	2	3	4	5	6	7	8	9	10	11	12	13	14	15	16	17	18	19	20	21	22	23	24	25	26
31	Jean-Eric VERGNE	1	31	31	31	31	31	31	31	31	31	31	31	31	31	31	31	31	31	31	31	31	31	31	31	31	31	31
6	Oliver WEBB	2	6	6	6	6	6	6	6	6	6	6	6	6	6	6	6	6	6	6	6	6	6	6	6	6	6	6
21	Rupert SVENDSEN-CO	3	21	21	21	21	21	21	21	21	21	21	21	21	21	21	21	21	21	21	21	21	21	21	21	21	21	21
4	Gabriel DIAS	4	4	4	4	4	4	4	4	4	4	4	4	4	4	4	4	4	4	4	4	4	4	4	4	4	4	4
1	Adriano BUZAID	5	1	1	1	1	1	1	1	1	1	1	1	1	1	1	1	1	1	1	1	1	1	1	1	1	1	1
8	Daisuke NAKAJIMA	6	8	8	8	8	2	2	2	2	2	2	2	2	2	2	2	2	2	2	2	2	2	2	2	2	2	2
14	Jay BRIDGER	7	14	14	2	2	8	8	8	8	8	8	8	8	8	8	8	8	8	8	8	8	8	8	8	8	8	8
2	James CALADO	8	2	2	14	14	14	14	14	14	14	14	14	14	14	14	14	14	14	14	14	14	14	14	14	14	14	14
7	Alex BRUNDLE	9	7	7	7	7	7	7	7	7	7	7	7	7	7	7	7	7	7	7	7	7	7	7	7	7	7	7
3	William BULLER	10	3	3	3	3	3	3	3	3	5	5	5	5	5	5	5	5	5	5	5	5	5	5	5	5	5	5
5	Daniel MCKENZIE	11	5	5	5	5	5	5	5	5	3	3	3	3	3	3	3	3	3	3	3	3	3	3	3	3	3	3
9	Max SNEGIREV	12	9	9	9	27	27	27	27	27	27	27	27	27	26	26	26	26	26	26	26	26	26	26	26	26	26	26
27	Felipe NASR	13	27	27	27	9	9	9	26	26	26	26	26	26	27	27	22	22	22	22	22	22	22	22	22	22	22	22
32	Lucas FORESTI	14	32	26	26	26	26	26	9	9	9	9	9	9	22	22	22	9	9	9	9	9	9	9	9	9	9	9
26	Carlos HUERTAS	15	26	32	32	32	32	32	32	32	22	22	22	22	9	9	32	32	32	32	32	32	32	32	32	32	32	32
18	Adderley FONG	16	18	22	22	22	22	22	22	22	32	32	32	32	32	32	27	18	18	18	18	18	18	18	18	18	18	18
22	Jazeman JAAFAR	17	22	18	18	18	18	18	18	18	18	18	18	18	18	18	18	44	44	44	44	44	44	44	44	44	44	44
44	James COLE	18	44	44	44	44	44	44	44	44	44	44	44	44	44	44	44	44	44	44	44	44	44	44	44	44	44	44

Weather / Track : Cloudy / Dry

Oulton Park International  
 Circuit Length = 2.6920 miles  
 Start: 14:48 End: 15:29