



Ginetta Challenge

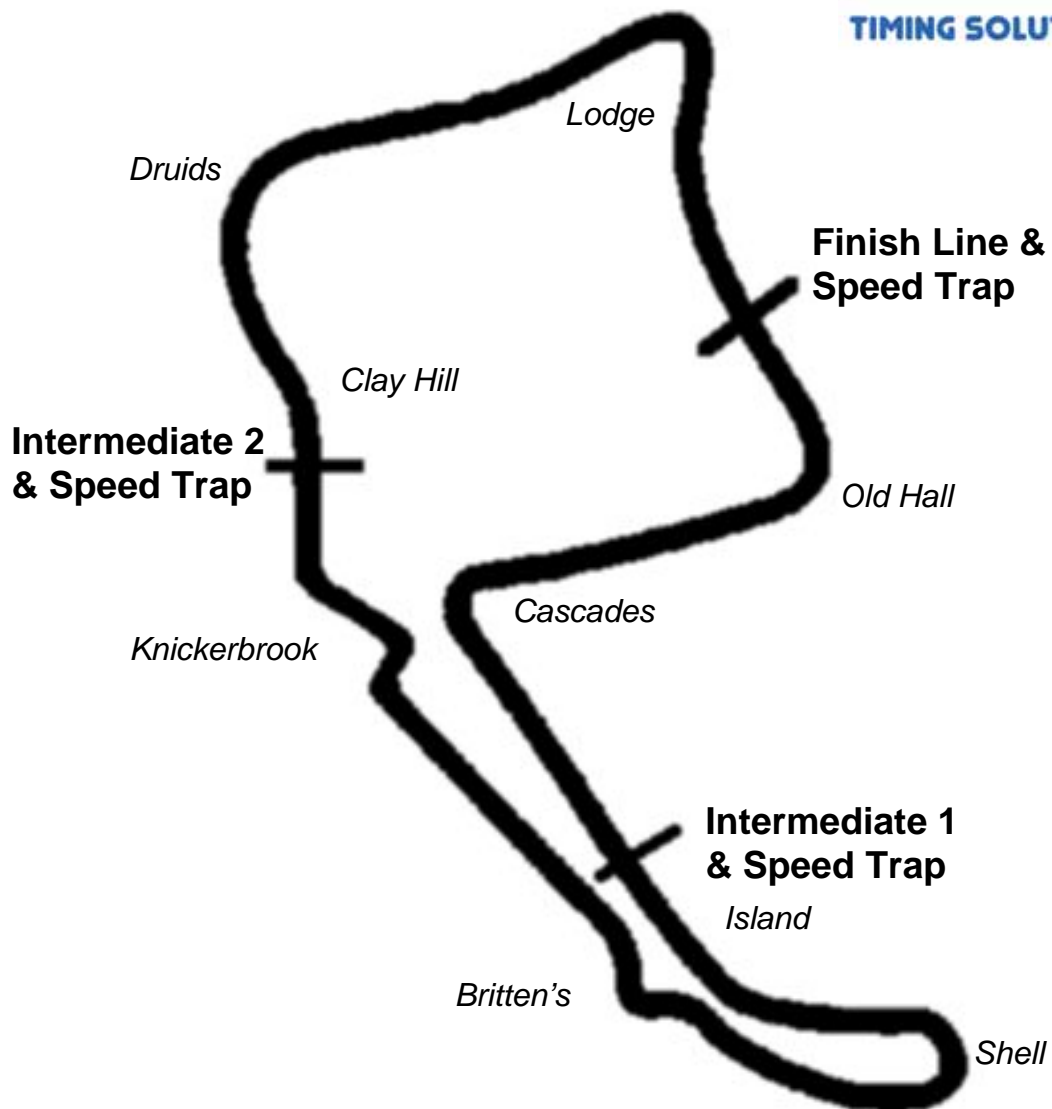
Round 1 & 2
Oulton Park International

3rd April 2010



Results Provided by Timing Solutions Ltd
www.tsl-timing.com

OULTON PARK INTERNATIONAL



Circuit Length: 2.6920 miles / 4332.4 metres
Intermediate 1: 1163 metres
Intermediate 2: 3066 metres
Pit In: 4314 metres
Pit Out: 180 metres after Finish Line
Pit In – Pit Out: 200 metres, @ 60kph = 12.0 seconds, @ 80kph = 9.0 seconds

Ginetta Challenge

QUALIFYING - RACE 1 - ROUND 1 - CLASSIFICATION

POS	NO	CL	NAME	ENTRY	TIME	ON	LAPS	GAP	DIFF	MPH
1	71		George MURRELLS	Ginetta G20 -	2:12.552	4	6			73.11
2	25		Andrew RICHARDSON	Ginetta G20 -	2:13.937	7	7	1.385	1.385	72.35
3	52		Sean HUYTON	Ginetta G20 -	2:14.041	5	6	1.489	0.104	72.30
4	19		David JACKSON	Ginetta G20 -	2:14.378	4	6	1.826	0.337	72.11
5	35		Tom JONES	Ginetta G20 -	2:15.567	5	6	3.015	1.189	71.48
6	88		Mark WANIA	Ginetta G20 -	2:15.915	4	6	3.363	0.348	71.30
7	67		Stuart PEARSON	Ginetta G20 -	2:16.649	1	6	4.097	0.734	70.92
8	12		Gavin MITCHELL	Ginetta G20 -	2:17.005	7	7	4.453	0.356	70.73
9	3		Tom MALLET	Ginetta G20 -	2:17.477	6	6	4.925	0.472	70.49
10	66		Dominic PETTIT	Ginetta G20 -	2:18.471	6	6	5.919	0.994	69.98
11	2		Matt FLOWERS	Ginetta G20 -	2:19.151	2	3	6.599	0.680	69.64
12	11		James HAYNES	Ginetta G20 -	2:19.409	4	5	6.857	0.258	69.51
13	14		Paul MORGAN	Ginetta G20 -	2:19.771	5	7	7.219	0.362	69.33
14	57		Brian MURPHY	Ginetta G20 -	2:20.512	4	6	7.960	0.741	68.97
15	58		Stuart BARTON	Ginetta G20 -	2:21.920	4	6	9.368	1.408	68.28
16	51		Elliott STAFFORD	Ginetta G20 -	2:22.184	5	6	9.632	0.264	68.16
17	21		Harvey BOOTH	Ginetta G20 -	2:22.470	4	6	9.918	0.286	68.02
18	56		Andrew LONG	Ginetta G20 -	2:23.432	5	6	10.880	0.962	67.56
19	73		Craig MCILVAR	Ginetta G20 -	2:24.051	6	6	11.499	0.619	67.27
20	9		Frederick GREILING	Ginetta G20 -	2:24.260	5	6	11.708	0.209	67.17
21	18		Steve BELL	Ginetta G20 -	2:24.574	5	5	12.022	0.314	67.03
22	28		James OWEN	Ginetta G20 -	2:26.381	5	5	13.829	1.807	66.20
23	4		Jonny GREENWOOD	Ginetta G20 -	2:26.420	6	6	13.868	0.039	66.18
24	6		James HAMILL	Ginetta G20 -	2:29.353	4	6	16.801	2.933	64.88
25	20		Mark SLATER	Ginetta G20 -	2:31.406	4	5	18.854	2.053	64.00
26	38		Charlie BURRIDGE	Ginetta G20 -	2:32.965	4	5	20.413	1.559	63.35
27	69		Harry WHALE	Ginetta G20 -		0	0			

Weather / Track : Bright / Wet
These results are provisional until the conclusion of any judicial and technical matters.

Oulton Park International
Circuit Length = 2.6920 miles
Start: 09:00 End: 09:17

Clerk of Course :		Timekeeper :
-------------------	--	--------------

Ginetta Challenge

QUALIFYING - RACE 1 - ROUND 1 - SECTOR ANALYSIS

2	Matt FLOWERS														
1-	34.547	95.9	1:06.021	<i>86.3</i>	53.325	90.0	2:33.893	3-	34.201	95.3	1:06.149	85.7	In	2:24.216 P	
2-	<i>33.742</i>	<i>96.4</i>	<i>1:05.760</i>	85.4	<i>39.649</i>	<i>90.4</i>	2:19.151								
3	Tom MALLET														
1-	34.690	91.6	1:08.757	85.5	39.901	88.2	2:23.348	4-	33.951	95.1	1:07.115	85.8	37.808	91.3	2:18.874
2-	34.764	94.0	1:06.928	85.7	38.923	88.7	2:20.615	5-	34.068	94.5	1:06.250	86.5	38.163	89.7	2:18.481
3-	35.786	92.4	1:06.628	85.9	38.713	88.7	2:21.127	6-	<i>33.696</i>	<i>97.1</i>	<i>1:06.103</i>	<i>87.2</i>	<i>37.678</i>	<i>91.9</i>	2:17.477
4	Jonny GREENWOOD														
1-	Out	79.2	1:18.318	70.1	46.023	79.6	2:43.932	4-	37.528	91.4	1:11.659	<i>83.0</i>	41.037	88.8	2:30.224
2-	40.343	85.5	1:15.763	78.6	43.622	83.0	2:39.728	5-	37.444	91.2	1:10.592	<i>83.0</i>	40.724	88.4	2:28.760
3-	38.911	91.3	1:13.920	81.7	41.607	85.9	2:34.438	6-	<i>36.339</i>	<i>91.6</i>	<i>1:10.155</i>	82.6	<i>39.926</i>	<i>89.1</i>	2:26.420
6	James HAMIL														
1-	Out	81.5	1:17.024	70.4	44.166	88.0	2:38.632	4-	<i>36.653</i>	90.9	1:10.956	80.7	<i>41.744</i>	<i>88.3</i>	2:29.353
2-	38.974	88.9	1:14.054	81.0	54.195	81.4	2:47.223	5-	36.664	90.9	1:12.042	80.1	42.428	87.2	2:31.134
3-	37.204	<i>92.9</i>	<i>1:10.928</i>	<i>82.6</i>	56.888	86.6	2:45.020	6-	37.407	88.4	1:12.032	80.8	41.772	87.6	2:31.211
9	Frederick GREILING														
1-	Out	75.3	1:16.676	79.8	42.344	85.9	2:43.896	4-	<i>35.446</i>	91.9	1:08.883	78.8	40.473	85.8	2:24.802
2-	38.214	87.5	1:13.840	<i>82.0</i>	44.173	86.1	2:36.227	5-	36.047	91.1	<i>1:08.281</i>	81.8	39.932	86.7	2:24.260
3-	36.111	<i>92.3</i>	1:12.184	80.4	39.967	<i>87.3</i>	2:28.262	6-	37.812	90.8	1:10.136	80.9	<i>39.478</i>	86.4	2:27.426
11	James HAYNES														
1-	Out	74.3	1:15.016	81.8	46.949	86.7	2:38.623	4-	<i>34.141</i>	<i>96.7</i>	<i>1:06.649</i>	86.6	<i>38.619</i>	<i>92.3</i>	2:19.409
2-	35.566	94.5	1:08.286	87.5	41.483	87.0	2:25.335	5-	3:29.203	87.3	1:07.063	<i>88.2</i>	39.462	91.3	5:15.728
3-	34.817	96.4	1:08.417	86.7	39.166	91.6	2:22.400								
12	Gavin MITCHELL														
1-	Out	86.3	1:09.003	72.3	42.282	88.7	2:25.324	5-	34.133	94.3	1:06.546	<i>84.8</i>	39.140	<i>91.2</i>	2:19.819
2-	35.819	93.1	1:07.934	83.1	40.169	87.3	2:23.922	6-	34.916	<i>94.7</i>	1:06.261	83.5	39.574	88.9	2:20.751
3-	35.003	92.7	1:05.351	84.1	39.529	89.0	2:19.883	7-	<i>34.070</i>	93.1	<i>1:04.388</i>	<i>84.8</i>	<i>38.607</i>	90.4	2:17.005
4-	34.105	94.3	1:05.018	84.3	39.078	89.2	2:18.201								
14	Paul MORGAN														
1-	Out	83.8	1:15.164	78.1	40.858	90.7	2:33.011	5-	34.668	94.3	<i>1:05.355</i>	83.0	39.748	91.1	2:19.771
2-	35.966	91.2	1:10.445	84.9	47.080	89.2	2:33.491	6-	34.932	94.4	1:07.029	84.6	<i>38.774</i>	91.2	2:20.735
3-	34.978	94.8	1:07.311	<i>85.5</i>	39.100	<i>91.6</i>	2:21.389	7-	34.427	<i>95.5</i>	1:06.420	84.3	39.073	91.2	2:19.920
4-	<i>34.368</i>	94.9	1:07.743	85.3	39.311	91.3	2:21.422								
18	Steve BELL														
1-	Out	83.7	1:12.060	78.1	40.935	87.4	2:31.313	4-	36.477	<i>94.3</i>	1:10.184	80.8	41.107	87.6	2:27.768
2-	35.792	91.8	1:11.341	76.9	41.287	86.1	2:28.420	5-	<i>34.950</i>	<i>94.3</i>	1:10.315	<i>81.7</i>	<i>39.309</i>	<i>89.6</i>	2:24.574
3-	35.691	93.2	<i>1:09.219</i>	81.0	40.283	88.7	2:25.193								
19	David JACKSON														
1-	33.747	88.9	1:04.814	86.6	38.310	91.4	2:16.871	4-	<i>33.034</i>	<i>99.6</i>	1:04.038	<i>88.5</i>	37.306	<i>93.5</i>	2:14.378
2-	33.489	97.8	<i>1:03.997</i>	87.5	38.165	90.1	2:15.651	5-	33.302	98.7	1:04.744	88.1	47.679	92.3	2:25.725
3-	33.508	98.1	1:05.595	88.1	<i>37.280</i>	92.7	2:16.383	6-	33.243	98.1	1:05.373	86.0	38.954	76.6	2:17.570
20	Mark SLATER														
1-	Out	78.0	1:16.695	69.1	43.623	<i>87.2</i>	2:38.610	4-	37.813	90.3	<i>1:11.310</i>	<i>81.8</i>	42.283	83.7	2:31.406
2-	<i>36.165</i>	<i>94.9</i>	1:36.227	76.4	43.611	83.0	2:56.003	5-	38.497	89.8	1:12.849	80.8	49.225	78.7	2:40.571
3-	38.401	91.2	1:13.411	80.4	<i>42.122</i>	86.1	2:33.934								
21	Harvey BOOTH														
1-	Out	87.3	1:15.036	76.2	42.735	85.5	2:33.603	4-	<i>35.970</i>	94.5	<i>1:07.273</i>	<i>84.4</i>	<i>39.287</i>	89.8	2:22.470
2-	38.920	93.3	1:09.201	83.2	43.416	84.9	2:31.537	5-	35.926	<i>95.6</i>	1:08.301	83.1	40.473	87.4	2:24.700
3-	36.535	94.5	1:11.192	82.2	40.456	89.2	2:28.183	6-	36.115	91.8	1:26.158	77.4	39.474	<i>90.0</i>	2:41.747

Weather / Track : Bright / Wet

Oulton Park International
Circuit Length = 2.6920 miles
Start: 09:00 End: 09:17

Ginetta Challenge

QUALIFYING - RACE 1 - ROUND 1 - SECTOR ANALYSIS

25	Andrew RICHARDSON														
1-	Out	91.9	1:11.276	85.4	39.007	90.8	2:25.719	5-	33.832	97.7	1:05.040	87.4	37.361	92.2	2:16.233
2-	34.639	95.3	1:06.205	87.0	38.734	90.9	2:19.578	6-	33.294	97.4	1:03.717	87.4	37.443	92.2	2:14.454
3-	33.972	97.5	1:04.949	86.1	38.072	91.9	2:16.993	7-	33.551	95.5	1:03.166	87.3	37.220	92.2	2:13.937
4-	33.794	96.8	1:04.774	87.5	37.784	91.9	2:16.352								
28	James OWEN														
1-	37.643	90.4	1:11.883	82.3	41.409	89.2	2:30.935	4-	36.295	91.6	1:28.042	82.4	40.022	89.4	2:44.359
2-	36.850	92.3	1:10.755	82.8	40.641	88.9	2:28.246	5-	36.711	91.6	1:10.415	81.8	39.255	88.8	2:26.381
3-	36.674	91.9	1:09.871	82.7	40.489	90.0	2:27.034								
35	Tom JONES														
1-	34.702	93.5	1:07.620	82.7	39.525	90.1	2:21.847	4-	33.146	96.1	1:05.432	86.0	38.052	91.6	2:16.630
2-	33.341	97.0	1:06.666	85.1	38.946	90.9	2:18.953	5-	33.123	95.5	1:04.636	85.6	37.808	91.2	2:15.567
3-	34.380	95.2	1:06.053	85.2	38.474	91.1	2:18.907	6-	38.443	97.4	1:04.515	85.7	38.239	91.6	2:21.197
38	Charlie BURRIDGE														
1-	39.927	84.9	1:14.517	78.1	46.673	83.8	2:41.117	4-	37.490	90.6	1:13.212	77.7	42.263	86.0	2:32.965
2-	39.155	88.4	1:13.159	77.0	42.696	85.8	2:35.010	5-	38.021	89.7	1:13.693	72.9	42.498	86.1	2:34.212
3-	38.667	84.6	1:14.400	79.0	42.502	86.3	2:35.569								
51	Elliott STAFFORD														
1-	Out	88.4	1:13.551	79.5	51.109	86.9	2:38.149	4-	35.155	94.1	1:18.618	80.8	41.665	88.9	2:35.438
2-	36.250	92.2	1:10.193	81.7	43.771	85.5	2:30.214	5-	35.975	92.4	1:07.300	82.7	38.909	88.7	2:22.184
3-	36.214	92.8	1:08.365	82.1	39.403	88.9	2:23.982	6-	36.036	92.7	1:14.897	51.5	42.961	84.7	2:33.894
52	Sean HUYTON														
1-	33.739	97.3	1:03.921	88.3	37.596	93.2	2:15.256	4-	33.160	97.0	1:03.455	88.1	37.462	92.7	2:14.077
2-	33.301	97.4	1:04.136	88.0	37.652	91.2	2:15.089	5-	33.190	97.5	1:03.580	88.1	37.271	92.8	2:14.041
3-	33.669	97.7	1:03.356	87.8	37.197	92.8	2:14.222	6-	33.524	96.7	1:04.240	86.6	37.482	92.9	2:15.246
56	Andrew LONG														
1-	Out	75.7	1:16.604	70.0	42.516	85.6	2:38.412	4-	36.880	91.8	1:09.378	86.8	39.393	90.2	2:25.651
2-	37.760	84.1	1:14.030	82.5	43.963	81.4	2:35.753	5-	35.634	95.7	1:07.781	80.6	40.017	90.3	2:23.432
3-	36.611	92.3	1:12.298	83.0	41.813	87.3	2:30.722	6-	35.128	96.6	1:10.564	83.7	39.714	83.8	2:25.406
57	Brian MURPHY														
1-	34.962	95.2	1:08.163	83.5	40.038	87.6	2:23.163	4-	34.674	94.7	1:06.812	84.3	39.026	87.6	2:20.512
2-	34.793	93.9	1:08.233	83.6	38.804	87.4	2:21.830	5-	34.803	94.9	1:07.025	85.4	51.467	86.6	2:33.295
3-	34.394	95.3	1:07.268	82.5	38.868	88.1	2:20.530	6-	34.423	96.1	1:07.271	84.5	38.827	88.0	2:20.521
58	Stuart BARTON														
1-	36.027	93.1	1:10.122	84.0	41.008	83.3	2:27.157	4-	35.187	94.9	1:07.600	84.4	39.133	89.0	2:21.920
2-	36.122	94.1	1:08.980	82.8	40.585	85.9	2:25.687	5-	35.000	94.0	1:07.354	85.4	40.187	89.1	2:22.541
3-	35.712	94.3	1:07.793	84.2	39.719	89.0	2:23.224	6-	34.499	95.7	1:06.933	83.8	41.712	88.1	2:23.144
66	Dominic PETTIT														
1-	Out	89.4	1:11.099	79.0	40.216	91.1	2:26.545	4-	33.748	97.3	1:06.376	85.5	39.620	90.3	2:19.744
2-	36.501	93.3	1:07.402	84.6	55.702	90.0	2:39.605	5-	33.866	95.7	1:06.700	83.9	50.240	90.7	2:30.806
3-	35.912	95.6	1:09.879	84.9	38.946	90.1	2:24.737	6-	34.032	93.6	1:05.954	84.2	38.485	90.0	2:18.471
67	Stuart PEARSON														
1-	33.496	97.3	1:05.039	86.8	38.114	92.4	2:16.649	4-	33.411	96.8	1:04.790	86.6	38.507	91.7	2:16.708
2-	32.849	99.4	1:04.565	86.6	44.047	91.3	2:21.461	5-	33.577	96.4	1:04.820	86.0	38.727	89.8	2:17.124
3-	33.564	97.0	1:05.099	85.1	38.176	91.6	2:16.839	6-	35.673	90.4	1:06.560	85.5	37.920	90.9	2:20.153
69	Harry WHALE														

Weather / Track : Bright / Wet

Oulton Park International
Circuit Length = 2.6920 miles
Start: 09:00 End: 09:17

Ginetta Challenge

QUALIFYING - RACE 1 - ROUND 1 - SECTOR ANALYSIS

71	George MURRELLS														
1 -	34.308	91.7	1:04.438	87.6	37.402	92.2	2:16.148	4 -	32.970	98.0	1:02.573	89.0	37.009	94.5	2:12.552
2 -	33.431	96.8	1:03.753	88.5	37.536	92.6	2:14.720	5 -	34.170	97.1	1:03.142	88.5	37.031	93.1	2:14.343
3 -	33.076	98.3	1:03.897	88.0	37.240	93.1	2:14.213	6 -	32.689	98.5	1:04.148	88.5	41.279	92.8	2:18.116
73	Craig MCILVAR														
1 -	Out	84.3	1:19.419	69.9	43.844	88.7	2:51.311	4 -	37.693	94.5	1:10.442	84.6	39.637	92.8	2:27.772
2 -	38.600	86.3	1:13.222	78.2	44.480	90.6	2:36.302	5 -	36.373	96.3	1:08.517	85.7	40.081	85.6	2:24.971
3 -	37.140	90.0	1:13.765	80.9	41.232	92.1	2:32.137	6 -	36.298	96.7	1:08.495	85.5	39.258	92.3	2:24.051
88	Mark WANIA														
1 -	34.507	88.3	1:05.794	86.6	37.561	92.6	2:17.862	4 -	33.775	95.1	1:04.706	86.9	37.434	92.7	2:15.915
2 -	33.762	95.6	1:04.824	86.1	45.792	92.1	2:24.378	5 -	34.171	95.3	1:04.667	87.2	37.920	91.6	2:16.758
3 -	33.860	95.6	1:05.363	86.4	38.027	92.3	2:17.250	6 -	34.316	95.1	1:11.395	53.2	41.521	75.0	2:27.232

Weather / Track : Bright / Wet

Oulton Park International
Circuit Length = 2.6920 miles
Start: 09:00 End: 09:17

Ginetta Challenge

QUALIFYING - RACE 1 - ROUND 1 - BEST SECTOR TIMES

SECTOR 1			SECTOR 2			SECTOR 3			IDEAL / BEST COMPARISON						
POS	NO	NAME	TIME	NO	NAME	TIME	NO	NAME	TIME	POS	NO	NAME	IDEAL	BEST	DIFF
1	71	MURRELLS	32.689	71	MURRELLS	1:02.573	71	MURRELLS	37.009	1	71	MURRELLS	2:12.271	2:12.552	0.281
2	67	PEARSON	32.849	25	RICHARDSON	1:03.166	52	HUYTON	37.197	2	25	RICHARDSON	2:13.680	2:13.937	0.257
3	19	JACKSON	33.034	52	HUYTON	1:03.356	25	RICHARDSON	37.220	3	52	HUYTON	2:13.713	2:14.041	0.328
4	35	JONES	33.123	19	JACKSON	1:03.997	19	JACKSON	37.280	4	19	JACKSON	2:14.311	2:14.378	0.067
5	52	HUYTON	33.160	12	MITCHELL	1:04.388	88	WANIA	37.434	5	67	PEARSON	2:15.334	2:16.649	1.315
6	25	RICHARDSON	33.294	35	JONES	1:04.515	3	MALLETT	37.678	6	35	JONES	2:15.446	2:15.567	0.121
7	3	MALLETT	33.696	67	PEARSON	1:04.565	35	JONES	37.808	7	88	WANIA	2:15.863	2:15.915	0.052
8	2	FLOWERS	33.742	88	WANIA	1:04.667	67	PEARSON	37.920	8	12	MITCHELL	2:17.005	2:17.005	0.000
9	66	PETTIT	33.748	14	MORGAN	1:05.355	66	PETTIT	38.485	9	3	MALLETT	2:17.477	2:17.477	0.000
10	88	WANIA	33.762	2	FLOWERS	1:05.760	12	MITCHELL	38.607	10	66	PETTIT	2:18.187	2:18.471	0.284
11	12	MITCHELL	34.010	66	PETTIT	1:05.954	11	HAYNES	38.619	11	14	MORGAN	2:18.497	2:19.771	1.274
12	11	HAYNES	34.141	3	MALLETT	1:06.103	14	MORGAN	38.774	12	2	FLOWERS	2:19.151	2:19.151	0.000
13	14	MORGAN	34.368	11	HAYNES	1:06.649	57	MURPHY	38.804	13	11	HAYNES	2:19.409	2:19.409	0.000
14	57	MURPHY	34.394	57	MURPHY	1:06.812	51	STAFFORD	38.909	14	57	MURPHY	2:20.010	2:20.512	0.502
15	58	BARTON	34.499	58	BARTON	1:06.933	58	BARTON	39.133	15	58	BARTON	2:20.565	2:21.920	1.355
16	18	BELL	34.950	21	BOOTH	1:07.273	28	OWEN	39.255	16	51	STAFFORD	2:21.364	2:22.184	0.820
17	56	LONG	35.128	51	STAFFORD	1:07.300	73	MCILVAR	39.258	17	56	LONG	2:22.302	2:23.432	1.130
18	51	STAFFORD	35.155	56	LONG	1:07.781	21	BOOTH	39.287	18	21	BOOTH	2:22.470	2:22.470	0.000
19	9	GREILING	35.446	9	GREILING	1:08.281	18	BELL	39.309	19	9	GREILING	2:23.205	2:24.260	1.055
20	21	BOOTH	35.910	73	MCILVAR	1:08.495	56	LONG	39.393	20	18	BELL	2:23.478	2:24.574	1.096
21	20	SLATER	36.165	18	BELL	1:09.219	9	GREILING	39.478	21	73	MCILVAR	2:24.051	2:24.051	0.000
22	28	OWEN	36.295	28	OWEN	1:09.871	2	FLOWERS	39.649	22	28	OWEN	2:25.421	2:26.381	0.960
23	73	MCILVAR	36.298	4	GREENWOOD	1:10.155	4	GREENWOOD	39.926	23	4	GREENWOOD	2:26.420	2:26.420	0.000
24	4	GREENWOOD	36.339	6	HAMILL	1:10.928	6	HAMILL	41.744	24	6	HAMILL	2:29.325	2:29.353	0.028
25	6	HAMILL	36.653	20	SLATER	1:11.310	20	SLATER	42.122	25	20	SLATER	2:29.597	2:31.406	1.809
26	38	BURRIDGE	37.490	38	BURRIDGE	1:13.159	38	BURRIDGE	42.263	26	38	BURRIDGE	2:32.912	2:32.965	0.053
													Perfect Lap		2:12.271

Weather / Track : Bright / Wet

Oulton Park International
Circuit Length = 2.6920 miles
Start: 09:00 End: 09:17

Ginetta Challenge

QUALIFYING - RACE 1 - ROUND 1 - SPEED TRAPS


SECTOR 1				SECTOR 2			FINISH LINE			
POS	NO	NAME	MPH	NO	NAME	MPH	NO	NAME	MPH	
1	19	David JACKSON	99.6	71	George MURRELLS	89.0	71	George MURRELLS	94.5	
2	67	Stuart PEARSON	99.4	19	David JACKSON	88.5	19	David JACKSON	93.5	
3	71	George MURRELLS	98.5	52	Sean HUYTON	88.3	52	Sean HUYTON	93.2	
4	25	Andrew RICHARDSON	97.7	11	James HAYNES	88.2	73	Craig MCILVAR	92.8	
5	52	Sean HUYTON	97.7	25	Andrew RICHARDSON	87.5	88	Mark WANIA	92.7	
6	35	Tom JONES	97.4	3	Tom MALLETT	87.2	67	Stuart PEARSON	92.4	
7	66	Dominic PETTIT	97.3	88	Mark WANIA	87.2	11	James HAYNES	92.3	
8	3	Tom MALLETT	97.1	56	Andrew LONG	86.8	25	Andrew RICHARDSON	92.2	
9	11	James HAYNES	96.7	67	Stuart PEARSON	86.8	3	Tom MALLETT	91.9	
10	73	Craig MCILVAR	96.7	2	Matt FLOWERS	86.3	14	Paul MORGAN	91.6	
11	56	Andrew LONG	96.6	35	Tom JONES	86.0	35	Tom JONES	91.6	
12	2	Matt FLOWERS	96.4	73	Craig MCILVAR	85.7	12	Gavin MITCHELL	91.2	
13	57	Brian MURPHY	96.1	14	Paul MORGAN	85.5	66	Dominic PETTIT	91.1	
14	58	Stuart BARTON	95.7	66	Dominic PETTIT	85.5	2	Matt FLOWERS	90.4	
15	21	Harvey BOOTH	95.6	57	Brian MURPHY	85.4	56	Andrew LONG	90.3	
16	88	Mark WANIA	95.6	58	Stuart BARTON	85.4	21	Harvey BOOTH	90.0	
17	14	Paul MORGAN	95.5	12	Gavin MITCHELL	84.8	28	James OWEN	90.0	
18	20	Mark SLATER	94.9	21	Harvey BOOTH	84.4	18	Steve BELL	89.6	
19	12	Gavin MITCHELL	94.7	4	Jonny GREENWOOD	83.0	4	Jonny GREENWOOD	89.1	
20	18	Steve BELL	94.3	28	James OWEN	82.8	58	Stuart BARTON	89.1	
21	51	Elliott STAFFORD	94.1	51	Elliott STAFFORD	82.7	51	Elliott STAFFORD	88.9	
22	6	James HAMILL	92.9	6	James HAMILL	82.6	6	James HAMILL	88.3	
23	9	Frederick GREILING	92.3	9	Frederick GREILING	82.0	57	Brian MURPHY	88.1	
24	28	James OWEN	92.3	20	Mark SLATER	81.8	9	Frederick GREILING	87.3	
25	4	Jonny GREENWOOD	91.6	18	Steve BELL	81.7	20	Mark SLATER	87.2	
26	38	Charlie BURRIDGE	90.6	38	Charlie BURRIDGE	79.0	38	Charlie BURRIDGE	86.3	

Weather / Track : Bright / Wet

Oulton Park International
Circuit Length = 2.6920 miles
Start: 09:00 End: 09:17

Ginetta Challenge

RACE 1 - ROUND 1 - GRID - AMENDED

ROW 14	15	Matt HARRIS	69	Harry WHALE
ROW 13	20	2:31.406 Mark SLATER	38	2:32.965 Charlie BURRIDGE
ROW 12	4	2:26.420 Jonny GREENWOOD	6	2:29.353 James HAMILL
ROW 11	18	2:24.574 Steve BELL	28	2:26.381 James OWEN
ROW 10	73	2:24.051 Craig MCILVAR	9	2:24.260 Frederick GREILING
ROW 9	21	2:22.470 Harvey BOOTH	56	2:23.432 Andrew LONG
ROW 8	58	2:21.920 Stuart BARTON	51	2:22.184 Elliott STAFFORD
ROW 7	14	2:19.771 Paul MORGAN	57	2:20.512 Brian MURPHY
ROW 6	2	2:19.151 Matt FLOWERS	11	2:19.409 James HAYNES
ROW 5	3	2:17.477 Tom MALLET	66	2:18.471 Dominic PETTIT
ROW 4	67	2:16.649 Stuart PEARSON	12	2:17.005 Gavin MITCHELL
ROW 3	35	2:15.567 Tom JONES	88	2:15.915 Mark WANIA
ROW 2	52	2:14.041 Sean HUYTON	19	2:14.378 David JACKSON
ROW 1	71	2:12.552 George MURRELLS	25	2:13.937 Andrew RICHARDSON
Pole				
				

Oulton Park International
Circuit Length = 2.6920 miles


These results are provisional until the conclusion of any judicial and technical matters.

Clerk of Course :

Timekeeper :

Ginetta Challenge

RACE 5 - ROUND 2 - GRID - AMENDED

ROW 14	15	Matt HARRIS	69	Harry WHALE
ROW 13	20	2:33.934 Mark SLATER	38	2:34.212 Charlie BURRIDGE
ROW 12	6	2:31.134 James HAMILL	2	2:33.893 Matt FLOWERS
ROW 11	28	2:27.034 James OWEN	4	2:28.760 Jonny GREENWOOD
ROW 10	18	2:25.193 Steve BELL	56	2:25.406 Andrew LONG
ROW 9	9	2:24.802 Frederick GREILING	73	2:24.971 Craig MCILVAR
ROW 8	51	2:23.982 Elliott STAFFORD	21	2:24.700 Harvey BOOTH
ROW 7	11	2:22.400 James HAYNES	58	2:22.541 Stuart BARTON
ROW 6	14	2:19.920 Paul MORGAN	57	2:20.521 Brian MURPHY
ROW 5	3	2:18.481 Tom MALLET	66	2:19.744 Dominic PETTIT
ROW 4	88	2:16.758 Mark WANIA	12	2:18.201 Gavin MITCHELL
ROW 3	35	2:16.630 Tom JONES	67	2:16.708 Stuart PEARSON
ROW 2	25	2:14.454 Andrew RICHARDSON	19	2:15.651 David JACKSON
ROW 1	52	2:14.077 Sean HUYTON	71	2:14.213 George MURRELLS
Pole				
				

Oulton Park International
Circuit Length = 2.6920 miles

These results are provisional until the conclusion of any judicial and technical matters.

Clerk of Course :

Timekeeper :

Ginetta Challenge

RACE 1 - ROUND 1 - CLASSIFICATION

POS	NO	CL	NAME	ENTRY	LAPS	TIME	GAP	DIFF	MPH	BEST	ON
1	71		George MURRELLS	Ginetta G20 -	8	16:01.775			80.61	1:58.701	4
2	35		Tom JONES	Ginetta G20 -	8	16:08.188	6.413	6.413	80.07	1:59.370	6
3	19		David JACKSON	Ginetta G20 -	8	16:09.155	7.380	0.967	79.99	1:59.198	4
4	52		Sean HUYTON	Ginetta G20 -	8	16:10.240	8.465	1.085	79.90	1:58.808	4
5	25		Andrew RICHARDSON	Ginetta G20 -	8	16:12.322	10.547	2.082	79.73	1:59.861	6
6	88		Mark WANIA	Ginetta G20 -	8	16:22.499	20.724	10.177	78.91	2:00.505	8
7	67		Stuart PEARSON	Ginetta G20 -	8	16:22.831	21.056	0.332	78.88	2:01.062	8
8	12		Gavin MITCHELL	Ginetta G20 -	8	16:23.616	21.841	0.785	78.82	2:00.932	8
9	66		Dominic PETTIT	Ginetta G40 -	8	16:27.744	25.969	4.128	78.49	2:00.508	8
10	14		Paul MORGAN	Ginetta G20 -	8	16:37.252	35.477	9.508	77.74	2:01.057	6
11	2		Matt FLOWERS	Ginetta G20 -	8	16:37.536	35.761	0.284	77.72	2:01.853	8
12	57		Brian MURPHY	Ginetta G20 -	8	16:39.395	37.620	1.859	77.57	2:02.369	3
13	15		Matt HARRIS	Ginetta G20 -	8	16:46.256	44.481	6.861	77.04	2:01.259	8
14	73		Craig MCILVAR	Ginetta G20 -	8	16:56.529	54.754	10.273	76.26	2:03.724	7
15	3		Tom MALLETT	Ginetta G20 -	8	16:56.802	55.027	0.273	76.24	2:03.889	7
16	18		Steve BELL	Ginetta G20 -	8	16:59.712	57.937	2.910	76.03	2:03.053	7
17	21		Harvey BOOTH	Ginetta G20 -	8	17:06.564	1:04.789	6.852	75.52	2:03.637	7
18	58		Stuart BARTON	Ginetta G20 -	8	17:07.027	1:05.252	0.463	75.49	2:05.158	5
19	9		Frederick GREILING	Ginetta G20 -	8	17:12.152	1:10.377	5.125	75.11	2:05.448	6
20	56		Andrew LONG	Ginetta G20 -	8	17:18.118	1:16.343	5.966	74.68	2:07.586	7
21	4		Jonny GREENWOOD	Ginetta G20 -	8	17:27.125	1:25.350	9.007	74.04	2:07.161	8
22	51		Elliott STAFFORD	Ginetta G40 -	8	17:28.254	1:26.479	1.129	73.96	2:07.902	8
23	20		Mark SLATER	Ginetta G20 -	8	17:34.413	1:32.638	6.159	73.52	2:06.996	8
24	6		James HAMILL	Ginetta G20 -	8	17:57.017	1:55.242	22.604	71.98	2:12.097	7
25	28		James OWEN	Ginetta G20 -	8	18:06.107	2:04.332	9.090	71.38	2:10.810	6
26	38		Charlie BURRIDGE	Ginetta G40 -	7	16:59.605	1 lap	1 lap	66.53	2:21.136	3
NOT CLASSIFIED											
DNC	69		Harry WHALE	Ginetta G20 -	0						
DQ	11		James HAYNES	Ginetta G20 -	8	16:27.019			78.55		6
FASTEST LAP											
	71		George MURRELLS	Ginetta G20 -	4	1:58.701		81.64 mph		131.39 kph	

Weather / Track : Bright / Dry
 These results are provisional until the conclusion of any judicial and technical matters.

Oulton Park International
 Circuit Length = 2.6920 miles
 Start: 14:18 End: 14:41

Clerk of Course :	Timekeeper :
-------------------	--------------

Ginetta Challenge

RACE 1 - ROUND 1 - LAP CHART

Lap 1			Lap 2			Lap 3			Lap 4			Lap 5		
No	Behind	Laptime	No	Behind	Laptime	No	Behind	Laptime	No	Behind	Laptime	No	Behind	Laptime
52		2:05.999	52		1:59.844	52		1:59.102	52		1:58.808	52		1:59.449
71	0.630	2:06.629	71	0.493	1:59.707	71	0.298	1:58.907	71	0.191	1:58.701	71	0.231	1:59.489
25	2.543	2:08.542	35	4.019	2:01.168	35	4.374	1:59.457	35	5.057	1:59.491	35	5.661	2:00.053
35	2.695	2:08.694	19	4.341	2:00.951	19	4.924	1:59.685	19	5.314	1:59.198	19	6.069	2:00.204
19	3.234	2:09.233	25	5.288	2:02.589	25	6.896	2:00.710	25	8.133	2:00.045	25	8.849	2:00.165
88	4.104	2:10.103	88	6.517	2:02.257	88	8.575	2:01.160	88	11.952	2:02.185	12	15.382	2:02.036
12	4.514	2:10.513	12	6.988	2:02.318	12	9.410	2:01.524	12	12.795	2:02.193	67	15.916	2:02.017
67	4.852	2:10.851	67	7.531	2:02.523	67	9.736	2:01.307	67	13.348	2:02.420	14	16.380	2:02.165
66	5.698	2:11.697	66	8.124	2:02.270	14	11.289	2:01.923	14	13.664	2:01.183	88	17.079	2:04.576
14	6.710	2:12.709	14	8.468	2:01.602	66	11.939	2:02.917	66	17.106	2:03.975	66	19.994	2:02.337
57	7.441	2:13.440	57	10.988	2:03.391	57	14.255	2:02.369	57	18.605	2:03.158	57	22.879	2:03.723
2	8.362	2:14.361	2	11.691	2:03.173	2	14.815	2:02.226	2	19.150	2:03.143	2	23.191	2:03.490
3	12.402	2:18.401	73	19.535	2:06.796	73	26.801	2:06.368	73	33.703	2:05.710	15	37.280	2:02.785
73	12.583	2:18.582	3	20.067	2:07.509	3	27.669	2:06.704	15	33.944	2:03.868	73	39.145	2:04.891
56	13.687	2:19.686	9	21.018	2:06.168	15	28.884	2:03.583	3	35.633	2:06.772	3	40.936	2:04.752
51	14.505	2:20.504	56	22.819	2:08.976	9	29.810	2:07.894	9	37.562	2:06.560	18	43.838	2:04.718
9	14.694	2:20.693	15	24.403	2:08.696	58	31.866	2:06.221	58	38.342	2:05.284	58	44.051	2:05.158
58	14.951	2:20.950	58	24.747	2:09.640	56	32.026	2:08.309	18	38.569	2:05.245	9	45.344	2:07.231
20	15.374	2:21.373	51	25.981	2:11.320	18	32.132	2:04.578	56	41.873	2:08.655	21	50.669	2:06.934
15	15.551	2:21.550	20	26.477	2:10.947	51	35.780	2:08.901	21	43.184	2:05.395	56	51.106	2:08.682
18	16.266	2:22.265	18	26.656	2:10.234	21	36.597	2:07.794	51	46.410	2:09.438	51	57.193	2:10.232
21	19.407	2:25.406	21	27.905	2:08.342	4	40.877	2:09.143	4	51.027	2:08.958	4	1:00.153	2:08.575
4	19.463	2:25.462	4	30.836	2:11.217	6	46.538	2:12.924	20	59.877	2:09.621	20	1:08.908	2:08.480
6	20.183	2:26.182	6	32.716	2:12.377	20	49.064	2:21.689	6	1:02.660	2:14.930	6	1:15.979	2:12.768
28	29.359	2:35.358	28	48.123	2:18.608	28	1:03.242	2:14.221	28	1:16.927	2:12.493	28	1:29.951	2:12.473
38	30.915	2:36.914	38	54.595	2:23.524	38	1:16.629	2:21.136	38	1:39.533	2:21.712			

Weather / Track : Bright / Dry

Oulton Park International
Circuit Length = 2.6920 miles
Start: 14:18 End: 14:41

Ginetta Challenge

RACE 1 - ROUND 1 - LAP CHART

Lap 6			Lap 7			Lap 8		
No	Behind	Laptime	No	Behind	Laptime	No	Behind	Laptime
52		1:59.658	52		1:59.717	71		1:59.027
71	0.147	1:59.574	71	0.171	1:59.741	35	6.413	2:00.099
38	1 LAP	2:23.675	35	5.512	1:59.856	19	7.380	2:00.892
35	5.373	1:59.370	19	5.686	1:59.566	52	8.465	2:07.663
19	5.837	1:59.426	25	9.825	2:00.490	25	10.547	1:59.920
25	9.052	1:59.861	67	19.192	2:01.206	88	20.724	2:00.505
67	17.703	2:01.445	88	19.417	2:00.686	67	21.056	2:01.062
14	17.779	2:01.057	12	20.107	2:01.898	12	21.841	2:00.932
12	17.926	2:02.202	66	24.659	2:02.298	66	25.969	2:00.508
88	18.448	2:01.027	38	1 LAP	2:26.274	14	35.477	2:01.450
66	22.078	2:01.742	2	33.106	2:04.289	2	35.761	2:01.853
57	28.240	2:05.019	14	33.225	2:15.163	57	37.620	2:02.995
2	28.534	2:05.001	57	33.823	2:05.300	15	44.481	2:01.259
15	40.223	2:02.601	15	42.420	2:01.914	73	54.754	2:06.020
73	43.925	2:04.438	73	47.932	2:03.724	3	55.027	2:04.686
3	45.367	2:04.089	3	49.539	2:03.889	38	1 LAP	2:26.370
18	50.652	2:06.472	18	53.988	2:03.053	18	57.937	2:03.147
9	51.134	2:05.448	9	56.927	2:05.510	21	1:04.789	2:04.239
58	51.729	2:07.336	58	57.877	2:05.865	58	1:05.252	2:06.573
21	55.828	2:04.817	21	59.748	2:03.637	9	1:10.377	2:12.648 P
56	59.965	2:08.517	56	1:07.834	2:07.586	56	1:16.343	2:07.707
51	1:07.237	2:09.702	4	1:17.387	2:09.304	4	1:25.350	2:07.161
4	1:07.800	2:07.305	51	1:17.775	2:10.255	51	1:26.479	2:07.902
20	1:17.302	2:08.052	20	1:24.840	2:07.255	20	1:32.638	2:06.996
6	1:28.919	2:12.598	6	1:41.299	2:12.097	6	1:55.242	2:13.141
28	1:41.103	2:10.810	28	1:52.575	2:11.189	28	2:04.332	2:10.955

Weather / Track : Bright / Dry

Oulton Park International
 Circuit Length = 2.6920 miles
 Start: 14:18 End: 14:41

Ginetta Challenge

RACE 1 - ROUND 1 - SECTOR ANALYSIS

2	Matt FLOWERS														
1 -	101.2	1:01.311	88.7	34.002	94.1	2:14.361	5 -	30.280	100.0	59.538	89.0	33.672	94.5	2:03.490	
2 -	30.368	102.1	58.983	89.0	33.822	94.0	2:03.173	6 -	30.458	101.7	1:00.765	89.6	33.778	93.6	2:05.001
3 -	30.023	101.5	58.780	89.8	33.423	94.3	2:02.226	7 -	30.939	97.1	59.522	86.8	33.828	93.3	2:04.289
4 -	30.032	100.9	59.374	89.6	33.737	94.3	2:03.143	8 -	30.797	101.2	57.397	88.9	33.659	94.8	2:01.853
3	Tom MALLETT														
1 -	97.5	1:01.998	90.3	36.088	87.5	2:18.401	5 -	30.617	100.0	59.807	89.2	34.328	93.6	2:04.752	
2 -	31.152	99.9	1:01.391	89.6	34.966	92.2	2:07.509	6 -	30.347	101.2	59.473	89.7	34.269	93.5	2:04.089
3 -	31.047	101.4	1:01.108	89.7	34.549	93.1	2:06.704	7 -	30.260	101.4	59.118	89.5	34.511	93.6	2:03.889
4 -	30.851	100.8	1:01.753	90.1	34.168	94.1	2:06.772	8 -	30.392	101.5	59.251	89.6	35.043	95.3	2:04.686
4	Jonny GREENWOOD														
1 -	95.6	1:05.531	86.7	37.057	81.7	2:25.462	5 -	31.448	97.1	1:01.812	87.5	35.315	90.6	2:08.575	
2 -	32.921	97.1	1:02.740	86.0	35.556	91.3	2:11.217	6 -	31.252	98.5	1:01.071	87.3	34.982	90.8	2:07.305
3 -	31.287	97.8	1:02.170	86.8	35.686	91.2	2:09.143	7 -	32.017	96.4	1:02.272	86.4	35.015	90.6	2:09.304
4 -	31.225	98.1	1:02.480	87.5	35.253	91.3	2:08.958	8 -	31.066	98.0	1:00.875	88.1	35.220	89.4	2:07.161
6	James HAMILL														
1 -	95.1	1:04.949	85.3	36.289	91.7	2:26.182	5 -	32.649	94.9	1:03.610	85.5	36.509	89.8	2:12.768	
2 -	32.928	98.3	1:03.871	82.7	35.578	90.8	2:12.377	6 -	32.897	95.1	1:03.279	86.0	36.422	90.3	2:12.598
3 -	32.621	96.1	1:03.974	85.7	36.329	90.1	2:12.924	7 -	32.479	96.1	1:03.025	85.2	36.593	90.0	2:12.097
4 -	33.560	93.9	1:04.978	83.2	36.392	90.8	2:14.930	8 -	32.854	94.8	1:03.668	84.7	36.619	90.4	2:13.141
9	Frederick GREILING														
1 -	96.3	1:03.207	87.6	35.411	90.7	2:20.693	5 -	31.168	95.5	1:01.205	86.4	34.858	91.1	2:07.231	
2 -	31.381	98.0	59.884	86.6	34.903	91.4	2:06.168	6 -	31.255	97.0	58.735	87.4	35.458	86.3	2:05.448
3 -	31.809	96.6	1:00.266	86.5	35.819	91.1	2:07.894	7 -	30.833	97.7	1:00.102	85.8	34.575	90.6	2:05.510
4 -	31.523	95.7	59.971	86.4	35.066	90.1	2:06.560	8 -	30.887	96.0	1:00.243	75.1	ln	2:12.648 P	
11	James HAYNES														
1 -	99.6	1:00.752	89.8	34.078	94.9	2:12.904	5 -	29.848	101.1	58.264	90.8	33.367	94.9	2:01.479	
2 -	30.740	101.8	59.152	89.7	33.597	93.7	2:03.489	6 -	29.470	104.0	57.889	90.7	33.402	94.8	2:00.761
3 -	29.851	102.5	58.132	90.8	33.545	94.8	2:01.528	7 -	30.795	100.5	58.775	90.4	33.469	94.9	2:03.039
4 -	29.946	101.8	58.341	90.4	33.655	94.7	2:01.942	8 -	29.974	102.0	58.277	89.7	33.626	94.4	2:01.877
12	Gavin MITCHELL														
1 -	99.7	59.190	87.4	33.438	94.1	2:10.513	5 -	29.896	101.2	58.643	88.0	33.497	91.3	2:02.036	
2 -	30.206	99.6	58.703	88.7	33.409	93.7	2:02.318	6 -	30.090	98.4	57.430	88.1	34.682	90.2	2:02.202
3 -	29.663	101.8	58.531	89.4	33.330	92.9	2:01.524	7 -	30.889	101.5	57.743	89.4	33.266	92.6	2:01.898
4 -	30.106	100.3	58.646	88.9	33.441	92.3	2:02.193	8 -	29.764	101.4	57.651	86.6	33.517	93.6	2:00.932
14	Paul MORGAN														
1 -	100.5	1:00.731	89.5	33.560	93.9	2:12.709	5 -	30.200	99.3	58.529	88.7	33.436	94.7	2:02.165	
2 -	29.840	101.5	58.325	88.4	33.437	95.1	2:01.602	6 -	29.553	102.6	58.032	89.8	33.472	94.8	2:01.057
3 -	29.994	102.0	58.424	90.1	33.505	93.6	2:01.923	7 -	30.225	99.0	1:11.178	85.3	33.760	94.7	2:15.163
4 -	30.038	99.9	57.703	90.1	33.442	95.9	2:01.183	8 -	30.162	99.6	57.515	88.7	33.773	92.9	2:01.450
15	Matt HARRIS														
1 -	99.3	1:03.303	87.3	35.394	92.7	2:21.550	5 -	30.611	99.3	58.458	90.3	33.716	94.0	2:02.785	
2 -	32.390	102.3	1:01.462	88.0	34.844	93.2	2:08.696	6 -	30.296	100.2	58.492	90.2	33.813	93.9	2:02.601
3 -	30.096	101.4	58.697	88.8	34.790	94.4	2:03.583	7 -	30.099	100.3	58.142	90.4	33.673	93.7	2:01.914
4 -	30.021	102.1	1:00.537	90.1	33.310	96.6	2:03.868	8 -	29.789	101.1	57.755	90.1	33.715	93.9	2:01.259
18	Steve BELL														
1 -	97.4	1:03.340	87.8	35.735	89.1	2:22.265	5 -	30.428	102.3	59.940	87.0	34.350	92.1	2:04.718	
2 -	32.140	97.5	1:03.904	85.9	34.190	95.1	2:10.234	6 -	33.605	98.8	58.108	89.6	34.759	91.8	2:06.472
3 -	31.267	98.1	59.180	87.6	34.131	94.4	2:04.578	7 -	30.471	99.3	58.714	87.2	33.868	92.8	2:03.053
4 -	31.141	101.4	59.710	89.5	34.394	95.5	2:05.245	8 -	30.455	97.7	58.622	86.9	34.070	92.9	2:03.147

Weather / Track : Bright / Dry

Oulton Park International
Circuit Length = 2.6920 miles
Start: 14:18 End: 14:41

Ginetta Challenge

RACE 1 - ROUND 1 - SECTOR ANALYSIS

19	David JACKSON														
1-	102.9	59.158	90.9	33.277	96.1	2:09.233	5-	29.987	103.1	57.238	91.9	32.979	96.0	2:00.204	
2-	30.241	104.0	57.609	91.3	33.101	95.9	2:00.951	6-	29.463	103.9	56.993	91.9	32.970	95.6	1:59.426
3-	29.531	103.2	57.082	91.8	33.072	95.2	1:59.685	7-	29.754	103.4	56.733	92.3	33.079	96.4	1:59.566
4-	29.314	103.6	56.915	91.7	32.969	96.6	1:59.198	8-	30.750	87.6	57.004	91.2	33.138	95.6	2:00.892
20	Mark SLATER														
1-	97.5	1:03.466	88.2	35.419	92.3	2:21.373	5-	32.003	96.3	1:01.076	88.2	35.401	91.2	2:08.480	
2-	32.862	101.1	1:02.735	89.0	35.350	92.2	2:10.947	6-	31.814	97.5	1:00.925	88.1	35.313	91.6	2:08.052
3-	31.529	99.9	1:13.929	85.6	36.231	89.1	2:21.689	7-	31.576	98.5	1:00.623	88.3	35.056	92.1	2:07.255
4-	31.730	99.0	1:02.309	87.4	35.582	90.4	2:09.621	8-	31.315	99.0	1:00.658	86.9	35.023	91.9	2:06.996
21	Harvey BOOTH														
1-	101.8	1:01.480	89.5	44.685	75.9	2:25.406	5-	30.928	101.8	1:00.734	88.8	35.272	91.8	2:06.934	
2-	31.242	101.4	1:01.852	84.0	35.248	92.4	2:08.342	6-	31.163	100.8	59.034	88.7	34.620	92.9	2:04.817
3-	30.975	101.8	1:01.761	87.7	35.058	93.2	2:07.794	7-	30.671	100.6	58.654	89.2	34.312	93.3	2:03.637
4-	31.073	100.2	59.419	89.0	34.903	92.1	2:05.395	8-	30.358	101.7	58.545	87.5	35.336	92.7	2:04.239
25	Andrew RICHARDSON														
1-	102.1	58.721	90.7	33.604	93.9	2:08.542	5-	29.914	99.7	57.118	90.3	33.133	94.0	2:00.165	
2-	31.194	104.0	57.923	90.9	33.472	94.1	2:02.589	6-	29.760	100.6	56.900	90.4	33.201	93.7	1:59.861
3-	30.083	100.5	57.161	90.7	33.466	94.0	2:00.710	7-	30.610	98.5	56.683	90.7	33.197	94.1	2:00.490
4-	29.819	100.2	56.906	90.3	33.320	94.0	2:00.045	8-	29.632	100.8	57.160	90.2	33.128	94.3	1:59.920
28	James OWEN														
1-	91.1	1:06.697	84.0	38.635	88.3	2:35.358	5-	33.301	94.5	1:02.703	85.1	36.469	89.6	2:12.473	
2-	36.373	92.9	1:04.865	85.2	37.370	87.7	2:18.608	6-	32.892	94.7	1:01.840	85.3	36.078	90.6	2:10.810
3-	33.968	94.1	1:03.370	85.1	36.883	89.5	2:14.221	7-	32.828	95.5	1:02.271	85.3	36.090	90.1	2:11.189
4-	33.671	94.0	1:02.355	85.3	36.467	89.7	2:12.493	8-	32.677	94.7	1:02.051	85.3	36.227	90.0	2:10.955
35	Tom JONES														
1-	101.8	58.934	90.1	33.231	95.1	2:08.694	5-	29.960	99.1	56.811	89.0	33.282	92.7	2:00.053	
2-	30.536	100.2	57.233	88.2	33.399	93.1	2:01.168	6-	29.538	100.3	56.686	88.8	33.146	93.2	1:59.370
3-	29.520	100.6	56.761	89.2	33.176	93.3	1:59.457	7-	29.826	100.0	56.762	89.7	33.268	93.5	1:59.856
4-	29.402	100.0	56.762	89.2	33.327	92.8	1:59.491	8-	29.790	99.0	56.960	89.5	33.349	93.3	2:00.099
38	Charlie BURRIDGE														
1-	93.5	1:08.768	80.2	40.462	88.1	2:36.914	5-	35.152	91.9	1:07.934	81.3	40.589	81.0	2:23.675	
2-	35.782	94.4	1:08.574	83.7	39.168	88.1	2:23.524	6-	36.599	88.2	1:10.757	76.2	38.918	87.6	2:26.274
3-	35.420	93.6	1:07.114	82.2	38.602	88.0	2:21.136	7-	37.086	93.5	1:09.031	79.3	40.253	81.3	2:26.370
4-	35.246	92.1	1:07.729	82.1	38.737	87.5	2:21.712								
51	Elliott STAFFORD														
1-	96.7	1:01.981	86.0	38.567	72.4	2:20.504	5-	32.397	93.1	1:01.868	83.6	35.967	88.5	2:10.232	
2-	33.369	95.1	1:02.607	85.1	35.344	90.2	2:11.320	6-	32.496	93.6	1:01.346	83.4	35.860	88.1	2:09.702
3-	31.954	94.9	1:01.692	83.6	35.255	89.0	2:08.901	7-	32.636	93.3	1:01.106	83.4	36.513	81.3	2:10.255
4-	32.040	93.7	1:01.811	83.7	35.587	88.9	2:09.438	8-	32.260	94.7	1:00.503	84.7	35.139	88.7	2:07.902
52	Sean HUYTON														
1-	102.9	56.804	91.1	33.241	94.1	2:05.999	5-	30.000	99.0	56.454	91.6	32.995	94.7	1:59.449	
2-	29.770	101.8	56.932	91.6	33.142	94.0	1:59.844	6-	29.562	101.2	56.219	91.3	33.877	94.4	1:59.658
3-	29.641	101.2	56.414	91.3	33.047	94.4	1:59.102	7-	29.951	100.8	56.012	91.3	33.754	94.1	1:59.717
4-	29.391	100.6	56.348	91.3	33.069	94.9	1:58.808	8-	37.202	67.8	57.482	91.1	32.979	95.7	2:07.663
56	Andrew LONG														
1-	96.4	1:03.114	87.6	35.682	90.8	2:19.686	5-	31.439	97.0	1:01.285	88.9	35.958	90.7	2:08.682	
2-	32.017	99.1	1:01.530	86.1	35.429	92.2	2:08.976	6-	32.245	98.1	1:00.510	89.5	35.762	92.1	2:08.517
3-	31.655	99.6	1:01.166	88.9	35.488	90.7	2:08.309	7-	31.464	98.5	1:00.882	88.0	35.240	91.6	2:07.586
4-	32.312	99.9	1:00.655	88.7	35.688	89.6	2:08.655	8-	31.474	99.9	1:00.588	88.3	35.645	91.7	2:07.707

Weather / Track : Bright / Dry

Oulton Park International
Circuit Length = 2.6920 miles
Start: 14:18 End: 14:41

Ginetta Challenge

RACE 1 - ROUND 1 - SECTOR ANALYSIS

57	Brian MURPHY														
1 -	99.7	1:00.762	89.6	33.749	93.1	2:13.440	5 -	30.546	99.4	59.500	87.7	33.677	91.6	2:03.723	
2 -	30.713	101.8	59.027	89.5	33.651	93.3	2:03.391	6 -	30.683	99.0	1:00.565	88.5	33.771	90.9	2:05.019
3 -	30.539	99.9	58.564	88.9	33.266	92.8	2:02.369	7 -	31.332	96.8	59.912	90.2	34.056	93.7	2:05.300
4 -	30.350	99.7	59.280	88.8	33.528	92.8	2:03.158	8 -	30.624	102.0	58.502	88.3	33.869	92.4	2:02.995
58	Stuart BARTON														
1 -	99.0	1:03.411	89.0	35.888	89.4	2:20.950	5 -	30.485	101.8	59.761	88.4	34.912	93.6	2:05.158	
2 -	32.856	100.6	1:01.464	88.2	35.320	93.5	2:09.640	6 -	31.385	99.4	59.550	88.0	36.401	89.8	2:07.336
3 -	30.708	100.8	1:00.656	89.5	34.857	91.6	2:06.221	7 -	30.800	99.9	59.887	88.7	35.178	90.6	2:05.865
4 -	31.240	99.9	59.636	89.0	34.408	93.3	2:05.284	8 -	30.599	100.3	59.769	84.0	36.205	92.7	2:06.573
66	Dominic PETTIT														
1 -	102.1	59.682	88.0	33.740	93.9	2:11.697	5 -	30.197	100.3	58.395	88.4	33.745	92.1	2:02.337	
2 -	30.183	102.1	58.558	88.5	33.529	93.7	2:02.270	6 -	30.080	100.6	57.845	88.7	33.817	92.3	2:01.742
3 -	30.204	101.8	58.311	88.5	34.402	91.4	2:02.917	7 -	30.161	100.3	58.495	87.3	33.642	90.8	2:02.298
4 -	31.590	100.5	58.550	89.0	33.835	93.6	2:03.975	8 -	30.211	100.6	56.667	88.4	33.630	93.2	2:00.508
67	Stuart PEARSON														
1 -	101.5	59.666	88.4	33.639	96.1	2:10.851	5 -	29.809	102.5	58.577	89.2	33.631	93.3	2:02.017	
2 -	30.110	102.8	58.620	89.7	33.793	94.7	2:02.523	6 -	29.738	102.1	57.621	90.6	34.086	92.2	2:01.445
3 -	29.715	102.0	58.136	89.8	33.456	95.5	2:01.307	7 -	30.519	101.7	57.279	89.1	33.408	92.8	2:01.206
4 -	29.943	103.4	59.051	88.9	33.426	94.4	2:02.420	8 -	29.964	99.9	57.002	89.0	34.096	93.9	2:01.062
69	Harry WHALE														
71	George MURRELLS														
1 -	100.8	57.720	92.8	33.002	92.9	2:06.629	5 -	29.900	102.8	56.850	92.2	32.739	96.7	1:59.489	
2 -	30.205	102.0	56.866	92.2	32.636	96.4	1:59.707	6 -	29.512	104.4	56.266	92.8	33.796	96.8	1:59.574
3 -	29.616	102.8	56.724	92.3	32.567	96.4	1:58.907	7 -	30.079	103.2	55.957	93.1	33.705	95.9	1:59.741
4 -	29.467	103.4	56.373	92.4	32.861	97.3	1:58.701	8 -	29.786	101.4	56.413	91.3	32.828	95.2	1:59.027
73	Craig MCILVAR														
1 -	99.0	1:01.729	89.8	35.966	88.9	2:18.582	5 -	31.378	98.8	59.213	89.5	34.300	94.1	2:04.891	
2 -	31.467	101.1	1:00.411	88.9	34.918	93.3	2:06.796	6 -	31.185	98.7	58.943	89.6	34.310	94.3	2:04.438
3 -	31.481	99.1	1:00.205	89.2	34.682	93.5	2:06.368	7 -	30.524	99.1	59.104	89.6	34.096	94.1	2:03.724
4 -	31.223	97.8	59.992	89.1	34.495	93.7	2:05.710	8 -	30.644	100.3	59.953	89.0	35.423	93.7	2:06.020
88	Mark WANIA														
1 -	100.5	59.483	88.7	33.238	94.4	2:10.103	5 -	30.498	98.1	1:00.113	89.7	33.965	94.8	2:04.576	
2 -	30.432	101.1	58.231	89.8	33.594	93.6	2:02.257	6 -	30.163	100.0	57.417	90.4	33.447	93.9	2:01.027
3 -	30.022	101.4	57.755	90.0	33.383	93.9	2:01.160	7 -	30.155	101.7	57.471	90.2	33.060	95.1	2:00.686
4 -	30.494	96.6	58.179	89.6	33.512	92.8	2:02.185	8 -	30.039	102.0	57.240	90.0	33.226	92.6	2:00.505

Weather / Track : Bright / Dry

Oulton Park International
Circuit Length = 2.6920 miles
Start: 14:18 End: 14:41

Ginetta Challenge

RACE 1 - ROUND 1 - BEST SECTOR TIMES

SECTOR 1			SECTOR 2			SECTOR 3			IDEAL / BEST COMPARISON						
POS	NO	NAME	TIME	NO	NAME	TIME	NO	NAME	TIME	POS	NO	NAME	IDEAL	BEST	DIFF
1	19	JACKSON	29.314	71	MURRELLS	55.957	71	MURRELLS	32.567	1	71	MURRELLS	1:57.991	1:58.701	0.710
2	52	HUYTON	29.391	52	HUYTON	56.012	19	JACKSON	32.969	2	52	HUYTON	1:58.382	1:58.808	0.426
3	35	JONES	29.402	66	PETTIT	56.667	52	HUYTON	32.979	3	19	JACKSON	1:59.016	1:59.198	0.182
4	71	MURRELLS	29.467	25	RICHARDSON	56.683	88	WANIA	33.060	4	35	JONES	1:59.234	1:59.370	0.136
5	14	MORGAN	29.553	35	JONES	56.686	25	RICHARDSON	33.128	5	25	RICHARDSON	1:59.443	1:59.861	0.418
6	25	RICHARDSON	29.632	19	JACKSON	56.733	35	JONES	33.146	6	67	PEARSON	2:00.125	2:01.062	0.937
7	12	MITCHELL	29.663	67	PEARSON	57.002	12	MITCHELL	33.266	7	66	PETTIT	2:00.276	2:00.508	0.232
8	67	PEARSON	29.715	88	WANIA	57.240	57	MURPHY	33.266	8	88	WANIA	2:00.322	2:00.505	0.183
9	15	HARRIS	29.789	2	FLOWERS	57.397	15	HARRIS	33.310	9	12	MITCHELL	2:00.359	2:00.932	0.573
10	88	WANIA	30.022	12	MITCHELL	57.430	67	PEARSON	33.408	10	14	MORGAN	2:00.504	2:01.057	0.553
11	2	FLOWERS	30.023	14	MORGAN	57.515	2	FLOWERS	33.423	11	2	FLOWERS	2:00.843	2:01.853	1.010
12	66	PETTIT	30.080	15	HARRIS	57.755	14	MORGAN	33.436	12	15	HARRIS	2:00.854	2:01.259	0.405
13	3	MALLETT	30.260	18	BELL	58.108	66	PETTIT	33.529	13	57	MURPHY	2:02.118	2:02.369	0.251
14	57	MURPHY	30.350	57	MURPHY	58.502	18	BELL	33.868	14	18	BELL	2:02.404	2:03.053	0.649
15	21	BOOTH	30.358	21	BOOTH	58.545	73	MCILVAR	34.096	15	21	BOOTH	2:03.215	2:03.637	0.422
16	18	BELL	30.428	9	GREILING	58.735	3	MALLETT	34.168	16	3	MALLETT	2:03.546	2:03.889	0.343
17	58	BARTON	30.485	73	MCILVAR	58.943	21	BOOTH	34.312	17	73	MCILVAR	2:03.563	2:03.724	0.161
18	73	MCILVAR	30.524	3	MALLETT	59.118	58	BARTON	34.408	18	9	GREILING	2:04.143	2:05.448	1.305
19	9	GREILING	30.833	58	BARTON	59.550	9	GREILING	34.575	19	58	BARTON	2:04.443	2:05.158	0.715
20	4	GREENWOOD	31.066	51	STAFFORD	1:00.503	4	GREENWOOD	34.982	20	4	GREENWOOD	2:06.923	2:07.161	0.238
21	20	SLATER	31.315	56	LONG	1:00.510	20	SLATER	35.023	21	20	SLATER	2:06.961	2:06.996	0.035
22	56	LONG	31.439	20	SLATER	1:00.623	51	STAFFORD	35.139	22	56	LONG	2:07.189	2:07.586	0.397
23	51	STAFFORD	31.954	4	GREENWOOD	1:00.875	56	LONG	35.240	23	51	STAFFORD	2:07.596	2:07.902	0.306
24	6	HAMILL	32.479	28	OWEN	1:01.840	6	HAMILL	35.578	24	28	OWEN	2:10.595	2:10.810	0.215
25	28	OWEN	32.677	6	HAMILL	1:03.025	28	OWEN	36.078	25	6	HAMILL	2:11.082	2:12.097	1.015
26	38	BURRIDGE	35.152	38	BURRIDGE	1:07.114	38	BURRIDGE	38.602	26	38	BURRIDGE	2:20.868	2:21.136	0.268
													Perfect Lap	1:57.838	

Weather / Track : Bright / Dry

Oulton Park International
Circuit Length = 2.6920 miles
Start: 14:18 End: 14:41

Ginetta Challenge

RACE 1 - ROUND 1 - SPEED TRAPS

SECTOR 1				SECTOR 2			FINISH LINE			
POS	NO	NAME	MPH	NO	NAME	MPH	NO	NAME	MPH	
1	52	Sean HUYTON	105.5	71	George MURRELLS	93.1	71	George MURRELLS	97.3	
2	71	George MURRELLS	104.4	52	Sean HUYTON	92.8	15	Matt HARRIS	96.6	
3	19	David JACKSON	104.0	19	David JACKSON	92.3	19	David JACKSON	96.6	
4	25	Andrew RICHARDSON	104.0	25	Andrew RICHARDSON	90.9	52	Sean HUYTON	96.4	
5	67	Stuart PEARSON	103.4	67	Stuart PEARSON	90.6	67	Stuart PEARSON	96.1	
6	14	Paul MORGAN	102.6	3	Tom MALLETT	90.4	14	Paul MORGAN	95.9	
7	15	Matt HARRIS	102.3	15	Matt HARRIS	90.4	18	Steve BELL	95.5	
8	18	Steve BELL	102.3	88	Mark WANIA	90.4	3	Tom MALLETT	95.3	
9	2	Matt FLOWERS	102.1	57	Brian MURPHY	90.2	35	Tom JONES	95.1	
10	66	Dominic PETTIT	102.1	14	Paul MORGAN	90.1	88	Mark WANIA	95.1	
11	57	Brian MURPHY	102.0	35	Tom JONES	90.1	2	Matt FLOWERS	94.8	
12	88	Mark WANIA	102.0	2	Matt FLOWERS	89.8	25	Andrew RICHARDSON	94.8	
13	12	Gavin MITCHELL	101.8	73	Craig MCILVAR	89.8	73	Craig MCILVAR	94.3	
14	21	Harvey BOOTH	101.8	12	Gavin MITCHELL	89.6	12	Gavin MITCHELL	94.1	
15	35	Tom JONES	101.8	18	Steve BELL	89.6	66	Dominic PETTIT	93.9	
16	58	Stuart BARTON	101.8	21	Harvey BOOTH	89.5	57	Brian MURPHY	93.7	
17	3	Tom MALLETT	101.5	56	Andrew LONG	89.5	58	Stuart BARTON	93.6	
18	20	Mark SLATER	101.1	58	Stuart BARTON	89.5	21	Harvey BOOTH	93.3	
19	73	Craig MCILVAR	101.1	66	Dominic PETTIT	89.1	20	Mark SLATER	92.3	
20	56	Andrew LONG	99.9	20	Mark SLATER	89.0	56	Andrew LONG	92.2	
21	4	Jonny GREENWOOD	98.5	4	Jonny GREENWOOD	88.1	6	James HAMILL	91.7	
22	6	James HAMILL	98.3	9	Frederick GREILING	87.6	4	Jonny GREENWOOD	91.4	
23	9	Frederick GREILING	98.0	6	James HAMILL	86.0	9	Frederick GREILING	91.4	
24	51	Elliott STAFFORD	96.7	51	Elliott STAFFORD	86.0	28	James OWEN	90.6	
25	28	James OWEN	95.5	28	James OWEN	85.6	51	Elliott STAFFORD	90.2	
26	38	Charlie BURRIDGE	94.4	38	Charlie BURRIDGE	83.7	38	Charlie BURRIDGE	88.1	

Weather / Track : Bright / Dry

Oulton Park International
Circuit Length = 2.6920 miles
Start: 14:18 End: 14:41

Ginetta Challenge

RACE 1 - ROUND 1 - POSITION CHART

No	Name	Laps Pos	1	2	3	4	5	6	7	8
			52	Sean HUYTON	1	52	52	52	52	52
71	George MURRELLS	2	71	71	71	71	71	71	71	35
25	Andrew RICHARDSON	3	25	35	35	35	35	35	35	19
35	Tom JONES	4	35	19	19	19	19	19	19	52
19	David JACKSON	5	19	25	25	25	25	25	25	25
88	Mark WANIA	6	88	88	88	88	12	67	67	88
12	Gavin MITCHELL	7	12	12	12	12	67	14	88	67
67	Stuart PEARSON	8	67	67	67	67	14	12	12	12
66	Dominic PETTIT	9	66	66	14	14	88	88	66	66
14	Paul MORGAN	10	14	14	66	66	66	66	2	14
57	Brian MURPHY	11	57	57	57	57	57	57	14	2
2	Matt FLOWERS	12	2	2	2	2	2	2	57	57
3	Tom MALLETT	13	3	73	73	73	15	15	15	15
73	Craig MCILVAR	14	73	3	3	15	73	73	73	73
56	Andrew LONG	15	56	9	15	3	3	3	3	3
51	Elliott STAFFORD	16	51	56	9	9	18	18	18	18
9	Frederick GREILING	17	9	15	58	58	58	9	9	21
58	Stuart BARTON	18	58	58	56	18	9	58	58	58
20	Mark SLATER	19	20	51	18	56	21	21	21	9
15	Matt HARRIS	20	15	20	51	21	56	56	56	56
18	Steve BELL	21	18	18	21	51	51	51	4	4
21	Harvey BOOTH	22	21	21	4	4	4	4	51	51
4	Jonny GREENWOOD	23	4	4	6	20	20	20	20	20
6	James HAMILL	24	6	6	20	6	6	6	6	6
28	James OWEN	25	28	28	28	28	28	28	28	28
38	Charlie BURRIDGE	26	38	38	38	38	38	38	38	38

Weather / Track : Bright / Dry

Oulton Park International
Circuit Length = 2.6920 miles
Start: 14:18 End: 14:41