



CLUBMANS RACE DAY

Oulton Park International

15th August 2009



Results Provided by Timing Solutions Ltd
www.tsl-timing.com

Ma5da MX5 Championship

QUALIFYING - RACE 1 - CLASSIFICATION

POS	NO	CL	NAME	ENTRY	TIME	ON	LAPS	GAP	DIFF	MPH
1	2		Tom ROCHE	Mazda MX5	2:06.821	7	9			76.41
2	33		Robert BOSTON	Mazda MX5	2:06.904	7	9	0.083	0.083	76.36
3	1		Jonathan GREENSMITH	Mazda MX5	2:07.006	4	9	0.185	0.102	76.30
4	51		Ben ROBINSON	Mazda MX5	2:08.831	7	8	2.010	1.825	75.22
5	18		Paul SHEARD	Mazda MX5	2:08.903	1	8	2.082	0.072	75.18
6	88		Simon McALPINE	Mazda MX5	2:09.027	4	7	2.206	0.124	75.11
7	13		Scott LEACH	Mazda MX5	2:09.219	7	8	2.398	0.192	74.99
8	32		Charles PLUMLEY	Mazda MX5	2:09.304	7	9	2.483	0.085	74.94
9	6		Alyn ROBSON	Mazda MX5	2:09.308	6	7	2.487	0.004	74.94
10	99		Jonathan BLAKE	Mazda MX5	2:09.419	2	6	2.598	0.111	74.88
11	81		Richard BRELAND	Mazda MX5	2:09.480	3	8	2.659	0.061	74.84
12	56		Chris ROWLINSON	Mazda MX5	2:09.844	4	8	3.023	0.364	74.63
13	50		Andy COOMBS	Mazda MX5	2:09.959	7	8	3.138	0.115	74.57
14	10		Steve GREENSMITH	Mazda MX5	2:10.424	3	8	3.603	0.465	74.30
15	28		Scot KIRLEW	Mazda MX5	2:10.677	4	8	3.856	0.253	74.16
16	55		Martin STEVINSON	Mazda MX5	2:10.703	4	7	3.882	0.026	74.14
17	96		Mark PIERPOINT	Mazda MX5	2:10.922	5	8	4.101	0.219	74.02
18	11		Ryan CEFFERTY	Mazda MX5	2:11.141	6	8	4.320	0.219	73.89
19	5		Doug BENTLEY	Mazda MX5	2:11.180	5	7	4.359	0.039	73.87
20	14		James MAXFIELD	Mazda MX5	2:11.458	7	8	4.637	0.278	73.72
21	23		Martin TOLLEY	Mazda MX5	2:11.552	2	7	4.731	0.094	73.66
22	25		Justin NEWNAM	Mazda MX5	2:11.578	7	8	4.757	0.026	73.65
23	7		Kevin MIDDLETON	Mazda MX5	2:11.937	5	8	5.116	0.359	73.45
24	46		Graham GROVE	Mazda MX5	2:12.040	7	8	5.219	0.103	73.39
25	42		Carl NEWTON	Mazda MX5	2:12.306	7	7	5.485	0.266	73.24
26	20		Chris LOVETT	Mazda MX5	2:12.679	5	6	5.858	0.373	73.04
27	17		Nick GILFILLAN	Mazda MX5	2:13.323	8	8	6.502	0.644	72.69
28	3		Craig JOHNS	Mazda MX5	2:14.039	5	8	7.218	0.716	72.30
29	19		Angus ASHTON	Mazda MX5	2:14.846	6	8	8.025	0.807	71.86
30	22		Scott FERGUSON	Mazda MX5	2:15.955	6	7	9.134	1.109	71.28
31	52		Christopher KARRAS	Mazda MX5	2:17.428	1	7	10.607	1.473	70.51
32	44		Salvatore BIVONA	Mazda MX5	2:17.581	7	8	10.760	0.153	70.44
33	24		Derek BROOK	Mazda MX5	2:25.954	4	4	19.133	8.373	66.39
34	8		Phillippe RETOURNE	Mazda MX5	2:28.631	6	6	21.810	2.677	65.20
35	69		Matt ROBINSON	Mazda MX5	2:36.960	4	4	30.139	8.329	61.74

CAR 22 AND 51 - TRANSPONDER NOT WORKING YOU MUST FIX FOR RACE
CAR 50 - RESERVE

Weather / Track : Cloudy / Dry

These results are provisional until the conclusion of any judicial and technical matters.

Oulton Park International
Circuit Length = 2.6920 miles
Start: 08:30 End: 08:52

Clerk of Course :	Timekeeper :
-------------------	--------------

Ma5da MX5 Championship

QUALIFYING - RACE 1 - LAP ANALYSIS

1	Jonathan GREENSMITH		Mazda MX5				
1 -	2:08.858	+ 1.852	8:34:53.501	6 -	2:07.436	+ 0.430	8:45:31.120
2 -	2:07.891	+ 0.885	8:37:01.392	7 -	2:07.502	+ 0.496	8:47:38.622
3 -	2:07.527	+ 0.521	8:39:08.919	8 -	2:08.585	+ 1.579	8:49:47.207
4 -	2:07.006		8:41:15.925	9 -	2:07.578	+ 0.572	8:51:54.785
5 -	2:07.759	+ 0.753	8:43:23.684				
2	Tom ROCHE		Mazda MX5				
1 -	2:09.194	+ 2.373	8:34:40.021	6 -	2:07.779	+ 0.958	8:45:20.923
2 -	2:10.764	+ 3.943	8:36:50.785	7 -	2:06.821		8:47:27.744
3 -	2:07.333	+ 0.512	8:38:58.118	8 -	2:06.967	+ 0.146	8:49:34.711
4 -	2:07.453	+ 0.632	8:41:05.571	9 -	2:09.405	+ 2.584	8:51:44.116
5 -	2:07.573	+ 0.752	8:43:13.144				
3	Craig JOHNS		Mazda MX5				
1 -	2:15.052	+ 1.013	8:35:04.036	5 -	2:14.039		8:44:02.462
2 -	2:14.947	+ 0.908	8:37:18.983	6 -	2:14.611	+ 0.572	8:46:17.073
3 -	2:14.817	+ 0.778	8:39:33.800	7 -	2:14.339	+ 0.300	8:48:31.412
4 -	2:14.623	+ 0.584	8:41:48.423	8 -	2:52.271 P	+ 38.232	8:51:23.683
5	Doug BENTLEY		Mazda MX5				
1 -	2:12.946	+ 1.766	8:38:04.412	5 -	2:11.180		8:46:54.074
2 -	2:13.529	+ 2.349	8:40:17.941	6 -	2:15.468	+ 4.288	8:49:09.542
3 -	2:12.158	+ 0.978	8:42:30.099	7 -	2:11.231	+ 0.051	8:51:20.773
4 -	2:12.795	+ 1.615	8:44:42.894				
6	Alyn ROBSON		Mazda MX5				
1 -	2:13.959	+ 4.651	8:37:30.678	5 -	2:09.604	+ 0.296	8:46:12.782
2 -	2:12.786	+ 3.478	8:39:43.464	6 -	2:09.308		8:48:22.090
3 -	2:09.618	+ 0.310	8:41:53.082	7 -	2:09.610	+ 0.302	8:50:31.700
4 -	2:10.096	+ 0.788	8:44:03.178				
7	Kevin MIDDLETON		Mazda MX5				
1 -	2:16.272	+ 4.335	8:35:21.653	5 -	2:11.937		8:44:14.915
2 -	2:14.646	+ 2.709	8:37:36.299	6 -	2:12.360	+ 0.423	8:46:27.275
3 -	2:14.049	+ 2.112	8:39:50.348	7 -	2:12.282	+ 0.345	8:48:39.557
4 -	2:12.630	+ 0.693	8:42:02.978	8 -	2:12.295	+ 0.358	8:50:51.852
8	Phillippe RETOURNE		Mazda MX5				
1 -	2:36.521	+ 7.890	8:37:45.036	4 -	2:32.057	+ 3.426	8:45:24.994
2 -	2:34.609	+ 5.978	8:40:19.645	5 -	2:29.531	+ 0.900	8:47:54.525
3 -	2:33.292	+ 4.661	8:42:52.937	6 -	2:28.631		8:50:23.156
10	Steve GREENSMITH		Mazda MX5				
1 -	2:10.737	+ 0.313	8:34:55.770	5 -	2:10.615	+ 0.191	8:43:38.136
2 -	2:10.890	+ 0.466	8:37:06.660	6 -	2:10.924	+ 0.500	8:45:49.060
3 -	2:10.424		8:39:17.084	7 -	2:10.470	+ 0.046	8:47:59.530
4 -	2:10.437	+ 0.013	8:41:27.521	8 -	2:11.622	+ 1.198	8:50:11.152
11	Ryan CEFFERTY		Mazda MX5				
1 -	2:13.871	+ 2.730	8:35:36.993	5 -	2:14.430	+ 3.289	8:44:31.584
2 -	2:14.726	+ 3.585	8:37:51.719	6 -	2:11.141		8:46:42.725
3 -	2:13.334	+ 2.193	8:40:05.053	7 -	2:11.320	+ 0.179	8:48:54.045
4 -	2:12.101	+ 0.960	8:42:17.154	8 -	2:11.763	+ 0.622	8:51:05.808
13	Scott LEACH		Mazda MX5				
1 -	2:21.952	+ 12.733	8:35:42.310	5 -	2:12.022	+ 2.803	8:44:30.582
2 -	2:12.304	+ 3.085	8:37:54.614	6 -	2:10.279	+ 1.060	8:46:40.861
3 -	2:11.733	+ 2.514	8:40:06.347	7 -	2:09.219		8:48:50.080
4 -	2:12.213	+ 2.994	8:42:18.560	8 -	2:26.661	+ 17.442	8:51:16.741

CAR 22 AND 51 - TRANSPONDER NOT WORKING YOU MUST FIX FOR RACE

Weather / Track : Cloudy / Dry

Ma5da MX5 Championship

QUALIFYING - RACE 1 - LAP ANALYSIS

14	James MAXFIELD		Mazda MX5				
1 -	2:16.140	+ 4.682	8:35:09.529	5 -	2:12.145	+ 0.687	8:44:02.823
2 -	2:15.001	+ 3.543	8:37:24.530	6 -	2:11.953	+ 0.495	8:46:14.776
3 -	2:13.496	+ 2.038	8:39:38.026	7 -	2:11.458		8:48:26.234
4 -	2:12.652	+ 1.194	8:41:50.678	8 -	2:12.637	+ 1.179	8:50:38.871
17	Nick GILFILLAN		Mazda MX5				
1 -	2:23.241	+ 9.918	8:35:27.565	5 -	2:18.429	+ 5.106	8:44:34.579
2 -	2:17.626	+ 4.303	8:37:45.191	6 -	2:16.063	+ 2.740	8:46:50.642
3 -	2:15.424	+ 2.101	8:40:00.615	7 -	2:20.287	+ 6.964	8:49:10.929
4 -	2:15.535	+ 2.212	8:42:16.150	8 -	2:13.323		8:51:24.252
18	Paul SHEARD		Mazda MX5				
1 -	2:08.903		8:34:40.378	5 -	2:14.344	+ 5.441	8:43:24.791
2 -	2:10.736	+ 1.833	8:36:51.114	6 -	2:09.554	+ 0.651	8:45:34.345
3 -	2:09.403	+ 0.500	8:39:00.517	7 -	2:10.313	+ 1.410	8:47:44.658
4 -	2:09.930	+ 1.027	8:41:10.447	8 -	2:29.602	+ 20.699	8:50:14.260
19	Angus ASHTON		Mazda MX5				
1 -	2:19.758	+ 4.912	8:35:44.937	5 -	2:15.641	+ 0.795	8:45:00.368
2 -	2:19.337	+ 4.491	8:38:04.274	6 -	2:14.846		8:47:15.214
3 -	2:18.957	+ 4.111	8:40:23.231	7 -	2:15.683	+ 0.837	8:49:30.897
4 -	2:21.496	+ 6.650	8:42:44.727	8 -	2:16.651	+ 1.805	8:51:47.548
20	Chris LOVETT		Mazda MX5				
1 -	2:15.187	+ 2.508	8:39:08.865	4 -	2:14.410	+ 1.731	8:45:50.538
2 -	2:13.699	+ 1.020	8:41:22.564	5 -	2:12.679		8:48:03.217
3 -	2:13.564	+ 0.885	8:43:36.128	6 -	2:13.209	+ 0.530	8:50:16.426
22	Scott FERGUSON		Mazda MX5				
1 -	2:24.436	+ 8.481	8:36:16.499	5 -	2:19.507	+ 3.552	8:45:38.811
2 -	2:22.268	+ 6.313	8:38:38.767	6 -	2:15.955		8:47:54.766
3 -	2:20.427	+ 4.472	8:40:59.194	7 -	2:17.248	+ 1.293	8:50:12.014
4 -	2:20.110	+ 4.155	8:43:19.304				
23	Martin TOLLEY		Mazda MX5				
1 -	2:13.709	+ 2.157	8:37:09.379	5 -	2:13.605	+ 2.053	8:46:09.456
2 -	2:11.552		8:39:20.931	6 -	2:15.284	+ 3.732	8:48:24.740
3 -	2:14.159	+ 2.607	8:41:35.090	7 -	2:13.712	+ 2.160	8:50:38.452
4 -	2:20.761	+ 9.209	8:43:55.851				
24	Derek BROOK		Mazda MX5				
1 -	2:28.897	+ 2.943	8:43:39.901	3 -	2:27.799	+ 1.845	8:48:34.898
2 -	2:27.198	+ 1.244	8:46:07.099	4 -	2:25.954		8:51:00.852
25	Justin NEWNAM		Mazda MX5				
1 -	2:14.148	+ 2.570	8:35:22.064	5 -	2:12.636	+ 1.058	8:44:19.485
2 -	2:15.330	+ 3.752	8:37:37.394	6 -	2:11.682	+ 0.104	8:46:31.167
3 -	2:16.036	+ 4.458	8:39:53.430	7 -	2:11.578		8:48:42.745
4 -	2:13.419	+ 1.841	8:42:06.849	8 -	2:12.963	+ 1.385	8:50:55.708
28	Scot KIRLEW		Mazda MX5				
1 -	2:14.186	+ 3.509	8:36:31.836	5 -	2:11.372	+ 0.695	8:45:26.321
2 -	2:14.172	+ 3.495	8:38:46.008	6 -	2:12.325	+ 1.648	8:47:38.646
3 -	2:18.264	+ 7.587	8:41:04.272	7 -	2:13.417	+ 2.740	8:49:52.063
4 -	2:10.677		8:43:14.949	8 -	2:12.734	+ 2.057	8:52:04.797
32	Charles PLUMLEY		Mazda MX5				
1 -	2:10.530	+ 1.226	8:34:43.246	6 -	2:10.631	+ 1.327	8:45:36.814
2 -	2:10.688	+ 1.384	8:36:53.934	7 -	2:09.304		8:47:46.118
3 -	2:10.198	+ 0.894	8:39:04.132	8 -	2:11.262	+ 1.958	8:49:57.380
4 -	2:10.336	+ 1.032	8:41:14.468	9 -	2:10.258	+ 0.954	8:52:07.638

CAR 22 AND 51 - TRANSPONDER NOT WORKING YOU MUST FIX FOR RACE

Weather / Track : Cloudy / Dry

Ma5da MX5 Championship

QUALIFYING - RACE 1 - LAP ANALYSIS

5 -	2:11.715	+ 2.411	8:43:26.183				
33	Robert BOSTON		Mazda MX5				
1 -	2:08.699	+ 1.795	8:34:39.720	6 -	2:07.260	+ 0.356	8:45:18.127
2 -	2:07.663	+ 0.759	8:36:47.383	7 -	2:06.904		8:47:25.031
3 -	2:07.384	+ 0.480	8:38:54.767	8 -	2:07.546	+ 0.642	8:49:32.577
4 -	2:08.899	+ 1.995	8:41:03.666	9 -	2:10.791	+ 3.887	8:51:43.368
5 -	2:07.201	+ 0.297	8:43:10.867				
42	Carl NEWTON		Mazda MX5				
1 -	2:16.564	+ 4.258	8:37:49.671	5 -	2:13.313	+ 1.007	8:46:46.700
2 -	2:16.159	+ 3.853	8:40:05.830	6 -	2:23.124	+ 10.818	8:49:09.824
3 -	2:13.028	+ 0.722	8:42:18.858	7 -	2:12.306		8:51:22.130
4 -	2:14.529	+ 2.223	8:44:33.387				
44	Salvatore BIVONA		Mazda MX5				
1 -	2:18.970	+ 1.389	8:35:36.586	5 -	2:18.543	+ 0.962	8:44:56.329
2 -	2:21.337	+ 3.756	8:37:57.923	6 -	2:18.137	+ 0.556	8:47:14.466
3 -	2:21.196	+ 3.615	8:40:19.119	7 -	2:17.581		8:49:32.047
4 -	2:18.667	+ 1.086	8:42:37.786	8 -	2:20.292	+ 2.711	8:51:52.339
46	Graham GROVE		Mazda MX5				
1 -	2:17.307	+ 5.267	8:35:19.433	5 -	2:12.530	+ 0.490	8:44:13.615
2 -	2:14.443	+ 2.403	8:37:33.876	6 -	2:12.661	+ 0.621	8:46:26.276
3 -	2:12.868	+ 0.828	8:39:46.744	7 -	2:12.040		8:48:38.316
4 -	2:14.341	+ 2.301	8:42:01.085	8 -	2:12.098	+ 0.058	8:50:50.414
50	Andy COOMBS		Mazda MX5				
1 -	2:11.682	+ 1.723	8:34:57.885	5 -	2:14.336	+ 4.377	8:44:03.531
2 -	2:11.123	+ 1.164	8:37:09.008	6 -	2:10.957	+ 0.998	8:46:14.488
3 -	2:10.831	+ 0.872	8:39:19.839	7 -	2:09.959		8:48:24.447
4 -	2:29.356	+ 19.397	8:41:49.195	8 -	2:11.121	+ 1.162	8:50:35.568
51	Ben ROBINSON		Mazda MX5				
1 -	2:13.287	+ 4.456	8:36:48.567	5 -	2:09.928	+ 1.097	8:45:28.570
2 -	2:10.067	+ 1.236	8:38:58.634	6 -	2:10.232	+ 1.401	8:47:38.802
3 -	2:09.657	+ 0.826	8:41:08.291	7 -	2:08.831		8:49:47.633
4 -	2:10.351	+ 1.520	8:43:18.642	8 -	2:12.661	+ 3.830	8:52:00.294
52	Christopher KARRAS		Mazda MX5				
1 -	2:17.428		8:37:51.943	5 -	2:18.330	+ 0.902	8:47:08.276
2 -	2:19.371	+ 1.943	8:40:11.314	6 -	2:19.636	+ 2.208	8:49:27.912
3 -	2:18.404	+ 0.976	8:42:29.718	7 -	2:24.071	+ 6.643	8:51:51.983
4 -	2:20.228	+ 2.800	8:44:49.946				
55	Martin STEVINSON		Mazda MX5				
1 -	2:11.014	+ 0.311	8:38:43.665	5 -	2:10.781	+ 0.078	8:47:34.188
2 -	2:12.507	+ 1.804	8:40:56.172	6 -	2:10.955	+ 0.252	8:49:45.143
3 -	2:16.532	+ 5.829	8:43:12.704	7 -	2:10.882	+ 0.179	8:51:56.025
4 -	2:10.703		8:45:23.407				
56	Chris ROWLINSON		Mazda MX5				
1 -	2:13.550	+ 3.706	8:35:24.693	5 -	2:11.423	+ 1.579	8:44:12.212
2 -	2:15.281	+ 5.437	8:37:39.974	6 -	2:10.724	+ 0.880	8:46:22.936
3 -	2:10.971	+ 1.127	8:39:50.945	7 -	2:10.395	+ 0.551	8:48:33.331
4 -	2:09.844		8:42:00.789	8 -	2:09.912	+ 0.068	8:50:43.243
69	Matt ROBINSON		Mazda MX5				
1 -	2:46.349	+ 9.389	8:40:10.367	3 -	2:40.629	+ 3.669	8:45:34.785
2 -	2:43.789	+ 6.829	8:42:54.156	4 -	2:36.960		8:48:11.745
81	Richard BRELAND		Mazda MX5				
1 -	2:11.016	+ 1.536	8:34:45.727	5 -	2:10.605	+ 1.125	8:43:25.740

CAR 22 AND 51 - TRANSPONDER NOT WORKING YOU MUST FIX FOR RACE

Weather / Track : Cloudy / Dry

Ma5da MX5 Championship

QUALIFYING - RACE 1 - LAP ANALYSIS


2 -	2:10.208	+ 0.728	8:36:55.935	6 -	2:10.495	+ 1.015	8:45:36.235
3 -	2:09.480		8:39:05.415	7 -	2:09.650	+ 0.170	8:47:45.885
4 -	2:09.720	+ 0.240	8:41:15.135	8 -	2:23.586	+ 14.106	8:50:09.471
88	Simon McALPINE		Mazda MX5				
1 -	2:10.383	+ 1.356	8:37:57.101	5 -	2:09.171	+ 0.144	8:46:35.054
2 -	2:09.571	+ 0.544	8:40:06.672	6 -	2:09.419	+ 0.392	8:48:44.473
3 -	2:10.184	+ 1.157	8:42:16.856	7 -	2:10.827	+ 1.800	8:50:55.300
4 -	2:09.027		8:44:25.883				
96	Mark PIERPOINT		Mazda MX5				
1 -	2:12.191	+ 1.269	8:35:19.009	5 -	2:10.922		8:44:06.050
2 -	2:12.231	+ 1.309	8:37:31.240	6 -	2:11.806	+ 0.884	8:46:17.856
3 -	2:12.221	+ 1.299	8:39:43.461	7 -	2:11.665	+ 0.743	8:48:29.521
4 -	2:11.667	+ 0.745	8:41:55.128	8 -	2:11.058	+ 0.136	8:50:40.579
99	Jonathan BLAKE		Mazda MX5				
1 -	2:14.197	+ 4.778	8:40:10.487	4 -	2:09.470	+ 0.051	8:46:39.807
2 -	2:09.419		8:42:19.906	5 -	2:09.666	+ 0.247	8:48:49.473
3 -	2:10.431	+ 1.012	8:44:30.337	6 -	2:09.944	+ 0.525	8:50:59.417

CAR 22 AND 51 - TRANSPONDER NOT WORKING YOU MUST FIX FOR RACE

Weather / Track : Cloudy / Dry

Ma5da MX5 Championship

RACE 1 - GRID - AMENDED

ROW 17	2:28.631 8 Philippe RETOURNE	2:36.960 69 Matt ROBINSON
ROW 16	2:17.581 44 Salvatore BIVONA	2:25.954 24 Derek BROOK
ROW 15	2:15.955 22 Scott FERGUSON	2:17.428 52 Christopher KARRAS
ROW 14	2:13.323 17 Nick GILFILLAN	2:14.846 19 Angus ASHTON
ROW 13	2:12.306 42 Carl NEWTON	2:12.679 20 Chris LOVETT
ROW 12	2:11.937 7 Kevin MIDDLETON	2:12.040 46 Graham GROVE
ROW 11	2:11.552 23 Martin TOLLEY	2:11.578 25 Justin NEWNAM
ROW 10	2:11.180 5 Doug BENTLEY	2:11.458 14 James MAXFIELD
ROW 9	2:10.922 96 Mark PIERPOINT	2:11.141 11 Ryan CEFFERTY
ROW 8	2:10.677 28 Scot KIRLEW	2:10.703 55 Martin STEVINSON
ROW 7	2:09.959 50 Andy COOMBS	2:10.424 10 Steve GREENSMITH
ROW 6	2:09.480 81 Richard BRELAND	2:09.844 56 Chris ROWLINSON
ROW 5	2:09.308 6 Alyn ROBSON	2:09.419 99 Jonathan BLAKE
ROW 4	2:09.219 13 Scott LEACH	2:09.304 32 Charles PLUMLEY
ROW 3	2:08.903 18 Paul SHEARD	2:09.027 88 Simon McALPINE
ROW 2	2:07.006 1 Jonathan GREENSMITH	2:08.831 51 Ben ROBINSON
ROW 1	2:06.821 2 Tom ROCHE	2:06.904 33 Robert BOSTON
Pole		
		

CAR 3 - RESERVE


Oulton Park International
Circuit Length = 2.6920 miles

These results are provisional until the conclusion of any judicial and technical matters.

Clerk of Course :		Timekeeper :

Ma5da MX5 Championship

RACE 6 - GRID - AMENDED

ROW 17	2:29.531 8 Philippe RETOURNE	2:40.629 69 Matt ROBINSON
ROW 16	2:18.330 52 Christopher KARRAS	2:27.198 24 Derek BROOK
ROW 15	2:17.248 22 Scott FERGUSON	2:18.137 44 Salvatore BIVONA
ROW 14	2:15.424 17 Nick GILFILLAN	2:15.641 19 Angus ASHTON
ROW 13	2:13.209 20 Chris LOVETT	2:13.605 23 Martin TOLLEY
ROW 12	2:12.282 7 Kevin MIDDLETON	2:13.028 42 Carl NEWTON
ROW 11	2:11.953 14 James MAXFIELD	2:12.098 46 Graham GROVE
ROW 10	2:11.372 28 Scot KIRLEW	2:11.682 25 Justin NEWNAM
ROW 9	2:11.231 5 Doug BENTLEY	2:11.320 11 Ryan CEFFERTY
ROW 8	2:10.831 50 Andy COOMBS	2:11.058 96 Mark PIERPOINT
ROW 7	2:10.437 10 Steve GREENSMITH	2:10.781 55 Martin STEVINSON
ROW 6	2:10.198 32 Charles PLUMLEY	2:10.279 13 Scott LEACH
ROW 5	2:09.657 51 Ben ROBINSON	2:09.912 56 Chris ROWLINSON
ROW 4	2:09.604 6 Alyn ROBSON	2:09.650 81 Richard BRELAND
ROW 3	2:09.403 18 Paul SHEARD	2:09.470 99 Jonathan BLAKE
ROW 2	2:07.436 1 Jonathan GREENSMITH	2:09.171 88 Simon McALPINE
ROW 1	2:06.967 2 Tom ROCHE	2:07.201 33 Robert BOSTON
Pole		
		

Oulton Park International
Circuit Length = 2.6920 miles

These results are provisional until the conclusion of any judicial and technical matters.

Clerk of Course :		Timekeeper :

Creative LED Solutions Club FF NW Championship Post 89
QUALIFYING - RACE 3 - CLASSIFICATION

POS	NO	CL	NAME	ENTRY	TIME	ON	LAPS	GAP	DIFF	MPH
1	2	A	Simon KINSEY	Van Diemen RF01	1:49.582	6	10			88.43
2	7	A	Martin SHORT	Van Diemen RF00	1:49.616	3	10	0.034	0.034	88.41
3	54	A	Douglas CROSBIE	Van Diemen RF00	1:49.658	4	9	0.076	0.042	88.37
4	11	B	Mike BENNETT	Swift SC93F	1:49.882	8	9	0.300	0.224	88.19
5	91	A	John MURPHY	Van Diemen RF99	1:51.868	9	9	2.286	1.986	86.63
6	13	B	Jeremy UNSWORTH	Swift .	1:52.049	2	9	2.467	0.181	86.49
7	92	B	Mike DEVOY	Van Diemen RF92	1:52.182	8	10	2.600	0.133	86.38
8	34	I	Andrew XAVIER	Van Diemen RF87	1:52.467	7	8	2.885	0.285	86.17
9	29	A	Peter OLDFIELD	Ray GRS 07	1:52.725	7	9	3.143	0.258	85.97
10	3	I	Colin WILLIAMS	PRS RH01	1:54.760	10	10	5.178	2.035	84.44
11	46	I	Stuart DIX	Reynard Lightning	1:55.642	2	4	6.060	0.882	83.80
12	8	A	David GAVAN	Van Diemen RF96	1:55.642	9	10	6.060	0.000	83.80
13	9	A	Jeff HODGSON	Van Diemen RF02	1:55.654	5	10	6.072	0.012	83.79
14	111	I	Stuart SANDERS	Van Diemen RF86	1:56.150	2	5	6.568	0.496	83.43
15	47	I	Philip NELSON	Van Diemen RF86	1:56.587	6	9	7.005	0.437	83.12
16	87	I	James MITCHELL	Van Dieman RF88	2:00.094	4	4	10.512	3.507	80.69
17	50	B	Ian WOOD	Swift SC94	2:02.617	2	9	13.035	2.523	79.03
18	23	B	Richard HALL	Van Diemen RF92	2:03.157	7	8	13.575	0.540	78.69
19	52	I	Trevor MORGAN	Van Diemen RF86	2:05.876	5	6	16.294	2.719	76.99

CARS 11 AND 46 - TRANSPONDERS NOT WORKING YOU MUST FIX FOR RACE

Weather / Track : Cloudy / Dry

These results are provisional until the conclusion of any judicial and technical matters.

Oulton Park International
 Circuit Length = 2.6920 miles
 Start: 08:55 End: 09:17

Clerk of Course :		Timekeeper :
-------------------	--	--------------

Creative LED Solutions Club FF NW Championship Post 89
QUALIFYING - RACE 3 - LAP ANALYSIS

2	Simon KINSEY		A Van Diemen RF01			
1 -	1:52.379	+ 2.797	8:59:26.780	6 -	1:49.582	9:08:39.346
2 -	1:50.747	+ 1.165	9:01:17.527	7 -	1:50.070	+ 0.488 9:10:29.416
3 -	1:50.949	+ 1.367	9:03:08.476	8 -	1:50.659	+ 1.077 9:12:20.075
4 -	1:51.601	+ 2.019	9:05:00.077	9 -	1:50.146	+ 0.564 9:14:10.221
5 -	1:49.687	+ 0.105	9:06:49.764	10 -	1:49.832	+ 0.250 9:16:00.053
3	Colin WILLIAMS		I PRS RH01			
1 -	1:57.937	+ 3.177	8:59:57.019	6 -	1:57.098	+ 2.338 9:09:46.587
2 -	1:56.650	+ 1.890	9:01:53.669	7 -	1:56.495	+ 1.735 9:11:43.082
3 -	1:59.869	+ 5.109	9:03:53.538	8 -	1:55.558	+ 0.798 9:13:38.640
4 -	1:57.993	+ 3.233	9:05:51.531	9 -	1:55.012	+ 0.252 9:15:33.652
5 -	1:57.958	+ 3.198	9:07:49.489	10 -	1:54.760	9:17:28.412
7	Martin SHORT		A Van Diemen RF00			
1 -	1:51.923	+ 2.307	8:59:30.891	6 -	1:49.649	+ 0.033 9:08:42.151
2 -	1:50.167	+ 0.551	9:01:21.058	7 -	1:49.992	+ 0.376 9:10:32.143
3 -	1:49.616		9:03:10.674	8 -	2:00.653	+ 11.037 9:12:32.796
4 -	1:49.956	+ 0.340	9:05:00.630	9 -	1:52.356	+ 2.740 9:14:25.152
5 -	1:51.872	+ 2.256	9:06:52.502	10 -	1:52.110	+ 2.494 9:16:17.262
8	David GAVAN		A Van Diemen RF96			
1 -	1:59.425	+ 3.783	8:59:52.006	6 -	1:57.185	+ 1.543 9:09:38.829
2 -	1:57.801	+ 2.159	9:01:49.807	7 -	1:55.719	+ 0.077 9:11:34.548
3 -	1:56.711	+ 1.069	9:03:46.518	8 -	1:55.852	+ 0.210 9:13:30.400
4 -	1:58.549	+ 2.907	9:05:45.067	9 -	1:55.642	9:15:26.042
5 -	1:56.577	+ 0.935	9:07:41.644	10 -	1:56.342	+ 0.700 9:17:22.384
9	Jeff HODGSON		A Van Diemen RF02			
1 -	1:58.601	+ 2.947	8:59:47.239	6 -	1:56.088	+ 0.434 9:09:28.862
2 -	1:57.333	+ 1.679	9:01:44.572	7 -	1:55.982	+ 0.328 9:11:24.844
3 -	1:56.681	+ 1.027	9:03:41.253	8 -	1:57.653	+ 1.999 9:13:22.497
4 -	1:55.867	+ 0.213	9:05:37.120	9 -	1:56.327	+ 0.673 9:15:18.824
5 -	1:55.654		9:07:32.774	10 -	1:56.459	+ 0.805 9:17:15.283
11	Mike BENNETT		B Swift SC93F			
1 -	1:54.050	+ 4.168	8:59:35.933	6 -	1:50.426	+ 0.544 9:10:20.070
2 -	1:51.046	+ 1.164	9:01:26.979	7 -	1:55.402	+ 5.520 9:12:15.472
3 -	1:55.431 P	+ 5.549	9:03:22.410	8 -	1:49.882	9:14:05.354
4 -	3:16.836	+ 1:26.954	9:06:39.246	9 -	1:50.573	+ 0.691 9:15:55.927
5 -	1:50.398	+ 0.516	9:08:29.644			
13	Jeremy UNSWORTH		B Swift .			
1 -	1:53.898	+ 1.849	8:59:38.271	6 -	1:53.425	+ 1.376 9:11:29.190
2 -	1:52.049		9:01:30.320	7 -	1:52.108	+ 0.059 9:13:21.298
3 -	1:52.962	+ 0.913	9:03:23.282	8 -	1:52.521	+ 0.472 9:15:13.819
4 -	2:04.164 P	+ 12.115	9:05:27.446	9 -	1:52.523	+ 0.474 9:17:06.342
5 -	4:08.319	+ 2:16.270	9:09:35.765			
23	Richard HALL		B Van Diemen RF92			
1 -	2:16.327 P	+ 13.170	9:00:32.889	5 -	2:05.416	+ 2.259 9:10:09.594
2 -	3:20.281	+ 1:17.124	9:03:53.170	6 -	2:03.815	+ 0.658 9:12:13.409
3 -	2:06.216	+ 3.059	9:05:59.386	7 -	2:03.157	9:14:16.566
4 -	2:04.792	+ 1.635	9:08:04.178	8 -	2:05.974	+ 2.817 9:16:22.540
29	Peter OLDFIELD		A Ray GRS 07			
1 -	1:56.042	+ 3.317	8:59:46.066	6 -	1:53.808	+ 1.083 9:09:14.216
2 -	1:54.659	+ 1.934	9:01:40.725	7 -	1:52.725	9:11:06.941
3 -	1:53.799	+ 1.074	9:03:34.524	8 -	2:01.584	+ 8.859 9:13:08.525
4 -	1:52.841	+ 0.116	9:05:27.365	9 -	2:03.139 P	+ 10.414 9:15:11.664
5 -	1:53.043	+ 0.318	9:07:20.408			

CARS 11 AND 46 - TRANSPONDERS NOT WORKING YOU MUST FIX FOR RACE

Weather / Track : Cloudy / Dry

Creative LED Solutions Club FF NW Championship Post 89
QUALIFYING - RACE 3 - LAP ANALYSIS


34	Andrew XAVIER		I	Van Diemen RF87			
1 -	2:16.542	+ 24.075	9:00:06.904	5 -	1:54.350	+ 1.883	9:07:46.209
2 -	1:54.844	+ 2.377	9:02:01.748	6 -	1:52.875	+ 0.408	9:09:39.084
3 -	1:56.695	+ 4.228	9:03:58.443	7 -	1:52.467		9:11:31.551
4 -	1:53.416	+ 0.949	9:05:51.859	8 -	2:01.544 P	+ 9.077	9:13:33.095
46	Stuart DIX		I	Reynard Lightning			
1 -	1:56.195	+ 0.553	9:03:48.228	3 -	1:55.818	+ 0.176	9:07:39.688
2 -	1:55.642		9:05:43.870	4 -	2:05.520 P	+ 9.878	9:09:45.208
47	Philip NELSON		I	Van Diemen RF86			
1 -	2:00.726	+ 4.139	9:00:00.443	6 -	1:56.587		9:09:51.196
2 -	1:59.000	+ 2.413	9:01:59.443	7 -	1:57.594	+ 1.007	9:11:48.790
3 -	2:00.748	+ 4.161	9:04:00.191	8 -	1:57.485	+ 0.898	9:13:46.275
4 -	1:57.534	+ 0.947	9:05:57.725	9 -	1:57.284	+ 0.697	9:15:43.559
5 -	1:56.884	+ 0.297	9:07:54.609				
50	Ian WOOD		B	Swift SC94			
1 -	2:05.908	+ 3.291	9:00:00.861	6 -	2:03.401	+ 0.784	9:10:16.709
2 -	2:02.617		9:02:03.478	7 -	2:04.626	+ 2.009	9:12:21.335
3 -	2:03.699	+ 1.082	9:04:07.177	8 -	2:05.950	+ 3.333	9:14:27.285
4 -	2:03.270	+ 0.653	9:06:10.447	9 -	2:04.011	+ 1.394	9:16:31.296
5 -	2:02.861	+ 0.244	9:08:13.308				
52	Trevor MORGAN		I	Van Diemen RF86			
1 -	2:07.640	+ 1.764	9:06:16.130	4 -	2:06.143	+ 0.267	9:12:35.037
2 -	2:06.852	+ 0.976	9:08:22.982	5 -	2:05.876		9:14:40.913
3 -	2:05.912	+ 0.036	9:10:28.894	6 -	2:06.278	+ 0.402	9:16:47.191
54	Douglas CROSBIE		A	Van Diemen RF00			
1 -	1:51.907	+ 2.249	8:59:30.206	6 -	1:56.173 P	+ 6.515	9:08:45.489
2 -	1:49.805	+ 0.147	9:01:20.011	7 -	2:42.526	+ 52.868	9:11:28.015
3 -	1:49.818	+ 0.160	9:03:09.829	8 -	1:50.996	+ 1.338	9:13:19.011
4 -	1:49.658		9:04:59.487	9 -	1:50.159	+ 0.501	9:15:09.170
5 -	1:49.829	+ 0.171	9:06:49.316				
87	James MITCHELL		I	Van Dieman RF88			
1 -	2:05.291	+ 5.197	9:00:13.819	3 -	2:01.328	+ 1.234	9:04:18.100
2 -	2:02.953	+ 2.859	9:02:16.772	4 -	2:00.094		9:06:18.194
91	John MURPHY		A	Van Diemen RF99			
1 -	1:52.734	+ 0.866	8:59:32.050	6 -	1:54.317	+ 2.449	9:10:25.210
2 -	1:52.404	+ 0.536	9:01:24.454	7 -	1:52.391	+ 0.523	9:12:17.601
3 -	1:52.418	+ 0.550	9:03:16.872	8 -	1:52.403	+ 0.535	9:14:10.004
4 -	1:58.419 P	+ 6.551	9:05:15.291	9 -	1:51.868		9:16:01.872
5 -	3:15.602	+ 1:23.734	9:08:30.893				
92	Mike DEVOY		B	Van Diemen RF92			
1 -	1:52.849	+ 0.667	8:59:37.130	6 -	1:52.396	+ 0.214	9:09:05.645
2 -	1:52.424	+ 0.242	9:01:29.554	7 -	1:52.398	+ 0.216	9:10:58.043
3 -	1:57.880	+ 5.698	9:03:27.434	8 -	1:52.182		9:12:50.225
4 -	1:52.482	+ 0.300	9:05:19.916	9 -	1:52.662	+ 0.480	9:14:42.887
5 -	1:53.333	+ 1.151	9:07:13.249	10 -	1:53.296	+ 1.114	9:16:36.183
111	Stuart SANDERS		I	Van Diemen RF86			
1 -	1:58.820	+ 2.670	8:59:55.619	4 -	1:57.341	+ 1.191	9:05:50.997
2 -	1:56.150		9:01:51.769	5 -	2:01.578 P	+ 5.428	9:07:52.575
3 -	2:01.887	+ 5.737	9:03:53.656				

CARS 11 AND 46 - TRANSPONDERS NOT WORKING YOU MUST FIX FOR RACE

Weather / Track : Cloudy / Dry

Creative LED Solutions Club FF NW Championship Post 89

RACE 3 - GRID

ROW 10	2:05.876 52 Trevor MORGAN	
ROW 9	2:02.617 50 Ian WOOD	2:03.157 23 Richard HALL
ROW 8	1:56.587 47 Philip NELSON	2:00.094 87 James MITCHELL
ROW 7	1:55.654 9 Jeff HODGSON	1:56.150 111 Stuart SANDERS
ROW 6	1:55.642 46 Stuart DIX	1:55.642 8 David GAVAN
ROW 5	1:52.725 29 Peter OLDFIELD	1:54.760 3 Colin WILLIAMS
ROW 4	1:52.182 92 Mike DEVOY	1:52.467 34 Andrew XAVIER
ROW 3	1:51.868 91 John MURPHY	1:52.049 13 Jeremy UNSWORTH
ROW 2	1:49.658 54 Douglas CROSBIE	1:49.882 11 Mike BENNETT
ROW 1	1:49.582 2 Simon KINSEY	1:49.616 7 Martin SHORT
Pole		
		

Oulton Park International
Circuit Length = 2.6920 miles

These results are provisional until the conclusion of any judicial and technical matters.

Clerk of Course :		Timekeeper :
-------------------	--	--------------

Race.tv Open Sportscar Series

QUALIFYING - RACE 2 - CLASSIFICATION

POS	NO	CL	NAME	ENTRY	TIME	ON	LAPS	GAP	DIFF	MPH
1	4	A	Alan HOGG	Jade 2	1:38.292	5	6			98.59
2	88	A	Steve GRIFFITHS	Chrysler Jade	1:40.652	6	7	2.360	2.360	96.28
3	29	C	Jon-Paul IVEY	Radical PR6	1:46.056	8	9	7.764	5.404	91.37
4	20	B	Andrew BENTLEY	ADR3 CN	1:46.562	4	6	8.270	0.506	90.94
5	6	B	Christopher LAKE	Ligier/Zero JS49	1:46.823	9	9	8.531	0.261	90.72
6	8	B	Robin BROWN	Radical Prosport	1:47.421	9	10	9.129	0.598	90.21
7	30	C	RAMSDALE / MILLER	Radical SR4	1:49.190	8	9	10.898	1.769	88.75
8	16	B	Tony MAISEY	Radical SR3 Supersport	1:49.251	3	4	10.959	0.061	88.70
9	21	E	Kevin GOATER	Kelforms Retoga	1:57.353	7	9	19.061	8.102	82.58
10	17	D	Peter COOMBS	Coombs Sport	2:03.608	8	9	25.316	6.255	78.40
11	53	C	Verity BANKS	ADR XP	2:10.234	2	4	31.942	6.626	74.41
12	5	A	David BRUNSDON	AJEC 01 AJEC/ BMW	2:23.286	1	2	44.994	13.052	67.63

Weather / Track : Cloudy / Dry

These results are provisional until the conclusion of any judicial and technical matters.

Oulton Park International
 Circuit Length = 2.6920 miles
 Start: 09:24 End: 09:47

Clerk of Course :		Timekeeper :
-------------------	--	--------------

Race.tv Open Sportscar Series

QUALIFYING - RACE 2 - LAP ANALYSIS

4	Alan HOGG		A Jade 2				
1 -	1:46.122	+ 7.830	9:28:48.622	4 -	1:40.399	+ 2.107	9:33:58.672
2 -	1:46.657	+ 8.365	9:30:35.279	5 -	1:38.292		9:35:36.964
3 -	1:42.994	+ 4.702	9:32:18.273	6 -	1:52.632 P	+ 14.340	9:37:29.596
5	David BRUNSDON		A AJEC 01 AJEC/ BMW				
1 -	2:23.286		9:29:48.935	2 -	2:20.430 P	+ -2.856	9:32:09.365
6	Christopher LAKE		B Ligier/Zero JS49				
1 -	2:11.179 P	+ 24.356	9:29:03.079	6 -	1:47.767	+ 0.944	9:41:02.328
2 -	4:43.868	+ 2:57.045	9:33:46.947	7 -	1:47.710	+ 0.887	9:42:50.038
3 -	1:50.048	+ 3.225	9:35:36.995	8 -	1:47.115	+ 0.292	9:44:37.153
4 -	1:49.423	+ 2.600	9:37:26.418	9 -	1:46.823		9:46:23.976
5 -	1:48.143	+ 1.320	9:39:14.561				
8	Robin BROWN		B Radical Prosport				
1 -	2:02.753	+ 15.332	9:29:12.165	6 -	1:50.868	+ 3.447	9:38:43.716
2 -	1:58.058	+ 10.637	9:31:10.223	7 -	1:49.274	+ 1.853	9:40:32.990
3 -	1:53.289	+ 5.868	9:33:03.512	8 -	1:48.135	+ 0.714	9:42:21.125
4 -	1:55.412	+ 7.991	9:34:58.924	9 -	1:47.421		9:44:08.546
5 -	1:53.924	+ 6.503	9:36:52.848	10 -	1:47.875	+ 0.454	9:45:56.421
16	Tony MAISEY		B Radical SR3 Supersport				
1 -	1:53.580	+ 4.329	9:28:44.786	3 -	1:49.251		9:32:25.721
2 -	1:51.684	+ 2.433	9:30:36.470	4 -	1:49.794	+ 0.543	9:34:15.515
17	Peter COOMBS		D Coombs Sport				
1 -	2:10.904	+ 7.296	9:29:29.339	6 -	2:03.712	+ 0.104	9:40:12.492
2 -	2:11.780	+ 8.172	9:31:41.119	7 -	2:04.178	+ 0.570	9:42:16.670
3 -	2:14.293	+ 10.685	9:33:55.412	8 -	2:03.608		9:44:20.278
4 -	2:06.472	+ 2.864	9:36:01.884	9 -	2:05.506	+ 1.898	9:46:25.784
5 -	2:06.896	+ 3.288	9:38:08.780				
20	Andrew BENTLEY		B ADR3 CN				
1 -	1:57.881	+ 11.319	9:28:50.371	4 -	1:46.562		9:34:13.113
2 -	1:48.878	+ 2.316	9:30:39.249	5 -	2:00.398	+ 13.836	9:36:13.511
3 -	1:47.302	+ 0.740	9:32:26.551	6 -	1:55.415 P	+ 8.853	9:38:08.926
21	Kevin GOATER		E Kelforms Retoga				
1 -	2:07.209	+ 9.856	9:29:24.387	6 -	1:58.106	+ 0.753	9:39:31.364
2 -	2:05.673	+ 8.320	9:31:30.060	7 -	1:57.353		9:41:28.717
3 -	2:02.207	+ 4.854	9:33:32.267	8 -	1:58.253	+ 0.900	9:43:26.970
4 -	2:00.166	+ 2.813	9:35:32.433	9 -	1:59.540	+ 2.187	9:45:26.510
5 -	2:00.825	+ 3.472	9:37:33.258				
29	Jon-Paul IVEY		C Radical PR6				
1 -	2:00.444	+ 14.388	9:29:03.987	6 -	1:46.127	+ 0.071	9:38:02.692
2 -	1:49.547	+ 3.491	9:30:53.534	7 -	1:46.082	+ 0.026	9:39:48.774
3 -	1:48.428	+ 2.372	9:32:41.962	8 -	1:46.056		9:41:34.830
4 -	1:46.901	+ 0.845	9:34:28.863	9 -	1:46.839	+ 0.783	9:43:21.669
5 -	1:47.702	+ 1.646	9:36:16.565				
30	RAMSDALE / MILLER		C Radical SR4				
1 -	2:01.428	+ 12.238	9:29:11.564	6 -	1:51.935	+ 2.745	9:40:16.113
2 -	1:56.876	+ 7.686	9:31:08.440	7 -	1:50.885	+ 1.695	9:42:06.998
3 -	1:54.064	+ 4.874	9:33:02.504	8 -	1:49.190		9:43:56.188
4 -	1:57.510 P	+ 8.320	9:35:00.014	9 -	1:50.250	+ 1.060	9:45:46.438
5 -	3:24.164	+ 1:34.974	9:38:24.178				
53	Verity BANKS		C ADR XP				
1 -	4:25.496	+ 2:15.262	9:31:59.103	3 -	2:10.562	+ 0.328	9:36:19.899
2 -	2:10.234		9:34:09.337	4 -	2:19.262	+ 9.028	9:38:39.161

Oulton Park International
Circuit Length = 2.6920 miles
Start: 09:24 End: 09:47

Weather / Track : Cloudy / Dry


Race.tv Open Sportscar Series

QUALIFYING - RACE 2 - LAP ANALYSIS

88 Steve GRIFFITHS		A Chrysler Jade					
1 -	2:02.139	+ 21.487	9:29:12.534	5 -	1:42.427	+ 1.775	9:41:35.662
2 -	2:02.151	+ 21.499	9:31:14.685	6 -	1:40.652		9:43:16.314
3 -	2:07.266 P	+ 26.614	9:33:21.951	7 -	2:03.245 P	+ 22.593	9:45:19.559
4 -	6:31.284	+ 4:50.632	9:39:53.235				

Race.tv Open Sportscar Series

RACE 2 - GRID

ROW 6	2:10.234 53 Verity BANKS	2:23.286 5 David BRUNSDON
ROW 5	1:57.353 21 Kevin GOATER	2:03.608 17 Peter COOMBS
ROW 4	1:49.190 30 Gary RAMSDALE	1:49.251 16 Tony MAISEY
ROW 3	1:46.823 6 Christopher LAKE	1:47.421 8 Robin BROWN
ROW 2	1:46.056 29 Jon-Paul IVEY	1:46.562 20 Andrew BENTLEY
ROW 1	1:38.292 4 Alan HOGG	1:40.652 88 Steve GRIFFITHS
Pole		
		

Oulton Park International
Circuit Length = 2.6920 miles


These results are provisional until the conclusion of any judicial and technical matters.

Clerk of Course :

Timekeeper :

Race.tv Open Sportscar Series

RACE 8 - GRID

ROW 6	2:10.562 53 Verity BANKS	5 David BRUNSDON
ROW 5	1:58.106 21 Kevin GOATER	2:03.712 17 Peter COOMBS
ROW 4	1:49.794 16 Tony MAISEY	1:50.250 30 Shaun MELLORS
ROW 3	1:47.302 20 Andrew BENTLEY	1:47.875 8 Robin BROWN
ROW 2	1:46.082 29 Jon-Paul IVEY	1:47.115 6 Christopher LAKE
ROW 1	1:40.399 4 Alan HOGG	1:42.427 88 Steve GRIFFITHS
Pole		
		

Oulton Park International
Circuit Length = 2.6920 miles

These results are provisional until the conclusion of any judicial and technical matters.

Clerk of Course :

Timekeeper :

BRSCC Porsche 924 Championship
QUALIFYING - RACE 4 - CLASSIFICATION

POS	NO	CL	NAME	ENTRY	TIME	ON	LAPS	GAP	DIFF	MPH
1	85		Nick HULL	Porsche Boxter	2:02.550	2	4			79.08
2	31		William PENROSE	Porsche 924	2:05.374	2	7	2.824	2.824	77.29
3	25		Kamal KALSI	Porsche 924	2:05.542	5	8	2.992	0.168	77.19
4	43		Steve CHEETHAM	Porsche 924	2:06.520	6	7	3.970	0.978	76.59
5	12		Matthew DAVIES	Porsche 924	2:06.653	8	8	4.103	0.133	76.51
6	7		Alastair KIRKHAM	Porsche 924	2:06.935	7	8	4.385	0.282	76.34
7	30		Matthew UPCHURCH	Porsche 924	2:07.446	7	7	4.896	0.511	76.04
8	22		Andrew HANNINGTON	Porsche 924	2:08.341	6	7	5.791	0.895	75.51
9	66		Nico FERRARI	Porsche 924	2:10.802	4	7	8.252	2.461	74.09
10	49		Martin HALL	Porsche 924	2:11.073	7	7	8.523	0.271	73.93
11	21		David HORNSEY	Porsche 924	2:11.431	1	4	8.881	0.358	73.73
12	4		Adam CROFT	Porsche 924	2:12.484	1	7	9.934	1.053	73.15
13	3		Mark MARSHALL	Porsche 924	2:13.296	7	7	10.746	0.812	72.70

CAR 85 - TRANSPONDER NOT WORKING YOU MUST FIX FOR RACE

Weather / Track : Cloudy / Dry

These results are provisional until the conclusion of any judicial and technical matters.

Oulton Park International
 Circuit Length = 2.6920 miles
 Start: 09:53 End: 10:36

Clerk of Course :		Timekeeper :
-------------------	--	--------------

BRSCC Porsche 924 Championship

QUALIFYING - RACE 4 - LAP ANALYSIS

3	Mark MARSHALL		Porsche 924				
1 -	2:15.406	+ 2.110	9:57:56.376	5 -	25:24.962	+ 23:11.666	10:30:04.672
2 -	2:15.036	+ 1.740	10:00:11.412	6 -	2:15.733	+ 2.437	10:32:20.405
3 -	2:14.719	+ 1.423	10:02:26.131	7 -	2:13.296		10:34:33.701
4 -	2:13.579	+ 0.283	10:04:39.710				
4	Adam CROFT		Porsche 924				
1 -	2:12.484		9:57:48.039	5 -	25:32.490	+ 23:20.006	10:30:02.350
2 -	2:14.602	+ 2.118	10:00:02.641	6 -	2:31.968 P	+ 19.484	10:32:34.318
3 -	2:12.615	+ 0.131	10:02:15.256	7 -	4:11.882	+ 1:59.398	10:36:46.200
4 -	2:14.604	+ 2.120	10:04:29.860				
7	Alastair KIRKHAM		Porsche 924				
1 -	2:09.357	+ 2.422	9:57:32.328	5 -	25:28.614	+ 23:21.679	10:29:48.355
2 -	2:08.919	+ 1.984	9:59:41.247	6 -	2:07.854	+ 0.919	10:31:56.209
3 -	2:29.726	+ 22.791	10:02:10.973	7 -	2:06.935		10:34:03.144
4 -	2:08.768	+ 1.833	10:04:19.741	8 -	2:07.700	+ 0.765	10:36:10.844
12	Matthew DAVIES		Porsche 924				
1 -	2:12.308	+ 5.655	9:57:51.414	5 -	25:28.828	+ 23:22.175	10:29:46.168
2 -	2:08.210	+ 1.557	9:59:59.624	6 -	2:06.663	+ 0.010	10:31:52.831
3 -	2:10.524	+ 3.871	10:02:10.148	7 -	2:06.846	+ 0.193	10:33:59.677
4 -	2:07.192	+ 0.539	10:04:17.340	8 -	2:06.653		10:36:06.330
21	David HORNSEY		Porsche 924				
1 -	2:11.431		9:57:35.652	3 -	2:12.708	+ 1.277	10:02:00.102
2 -	2:11.742	+ 0.311	9:59:47.394	4 -	2:39.069	+ 27.638	10:04:39.171
22	Andrew HANNINGTON		Porsche 924				
1 -	2:10.474	+ 2.133	9:59:05.991	5 -	25:41.496	+ 23:33.155	10:31:17.381
2 -	2:10.734	+ 2.393	10:01:16.725	6 -	2:08.341		10:33:25.722
3 -	2:09.134	+ 0.793	10:03:25.859	7 -	2:09.902	+ 1.561	10:35:35.624
4 -	2:10.026	+ 1.685	10:05:35.885				
25	Kamal KALSI		Porsche 924				
1 -	2:05.774	+ 0.232	9:57:22.616	5 -	2:05.542		10:05:47.432
2 -	2:06.640	+ 1.098	9:59:29.256	6 -	25:02.294	+ 22:56.752	10:30:49.726
3 -	2:06.516	+ 0.974	10:01:35.772	7 -	2:05.769	+ 0.227	10:32:55.495
4 -	2:06.118	+ 0.576	10:03:41.890	8 -	2:05.591	+ 0.049	10:35:01.086
30	Matthew UPCHURCH		Porsche 924				
1 -	2:07.731	+ 0.285	9:59:02.332	5 -	24:51.346	+ 22:43.900	10:30:17.458
2 -	2:07.637	+ 0.191	10:01:09.969	6 -	2:11.686	+ 4.240	10:32:29.144
3 -	2:07.714	+ 0.268	10:03:17.683	7 -	2:07.446		10:34:36.590
4 -	2:08.429	+ 0.983	10:05:26.112				
31	William PENROSE		Porsche 924				
1 -	2:05.661	+ 0.287	9:58:59.779	5 -	25:57.393	+ 23:52.019	10:31:16.480
2 -	2:05.374		10:01:05.153	6 -	2:06.136	+ 0.762	10:33:22.616
3 -	2:06.225	+ 0.851	10:03:11.378	7 -	2:05.714	+ 0.340	10:35:28.330
4 -	2:07.709	+ 2.335	10:05:19.087				
43	Steve CHEETHAM		Porsche 924				
1 -	2:08.552	+ 2.032	9:57:39.087	5 -	2:06.867	+ 0.347	10:32:00.802
2 -	2:14.235 P	+ 7.715	9:59:53.322	6 -	2:06.520		10:34:07.322
3 -	3:57.012 P	+ 1:50.492	10:03:50.334	7 -	2:06.927	+ 0.407	10:36:14.249
4 -	26:03.601	+ 23:57.081	10:29:53.935				
49	Martin HALL		Porsche 924				
1 -	2:14.747	+ 3.674	9:57:47.390	5 -	25:42.577	+ 23:31.504	10:30:11.728
2 -	2:14.062	+ 2.989	10:00:01.452	6 -	2:12.071	+ 0.998	10:32:23.799
3 -	2:13.647	+ 2.574	10:02:15.099	7 -	2:11.073		10:34:34.872

CAR 85 - TRANSPONDER NOT WORKING YOU MUST FIX FOR RACE

Weather / Track : Cloudy / Dry

BRSCC Porsche 924 Championship
QUALIFYING - RACE 4 - LAP ANALYSIS


4 -	2:14.052	+ 2.979	10:04:29.151			
66	Nico FERRARI		Porsche 924			
1 -	2:12.875	+ 2.073	9:57:52.765	5 -	26:05.648	+ 23:54.846
2 -	2:14.342	+ 3.540	10:00:07.107	6 -	2:11.004	+ 0.202
3 -	2:11.887	+ 1.085	10:02:18.994	7 -	2:10.855	+ 0.053
4 -	2:10.802		10:04:29.796			
85	Nick HULL		Porsche Boxter			
1 -	2:05.904	+ 3.354	9:57:39.133	3 -	2:04.815	+ 2.265
2 -	2:02.550		9:59:41.683	4 -	2:04.088	+ 1.538

CAR 85 - TRANSPONDER NOT WORKING YOU MUST FIX FOR RACE

Weather / Track : Cloudy / Dry

BRSCC Porsche 924 Championship

RACE 4 - GRID

ROW 7	2:13.296 3 Mark MARSHALL		
ROW 6		2:11.431 21 David HORNSEY	2:12.484 4 Adam CROFT
ROW 5	2:10.802 66 Nico FERRARI		2:11.073 49 Martin HALL
ROW 4		2:07.446 30 Matthew UPCHURCH	2:08.341 22 Andrew HANNINGTON
ROW 3	2:06.653 12 Matthew DAVIES		2:06.935 7 Alastair KIRKHAM
ROW 2		2:05.542 25 Kamal KALSI	2:06.520 43 Steve CHEETHAM
ROW 1	2:02.550 85 Nick HULL		2:05.374 31 William PENROSE
Pole			
			

Oulton Park International
Circuit Length = 2.6920 miles

These results are provisional until the conclusion of any judicial and technical matters.

Clerk of Course :

Timekeeper :

Moose Trophy

QUALIFYING - RACE 7 - CLASSIFICATION

POS	NO	CL	NAME	ENTRY	TIME	ON	LAPS	GAP	DIFF	MPH
1	11	B	Mike BENNETT	Swift SC93F	1:49.732	9	10			88.31
2	7	A	Martin SHORT	Van Diemen RF00	1:49.823	10	10	0.091	0.091	88.24
3	54	A	Douglas CROSBIE	Van Diemen RF00	1:50.114	7	7	0.382	0.291	88.01
4	2	A	Simon KINSEY	Van Diemen RF01	1:50.601	4	10	0.869	0.487	87.62
5	13	B	Jeremy UNSWORTH	Swift .	1:51.361	6	10	1.629	0.760	87.02
6	91	A	John MURPHY	Van Diemen RF99	1:51.446	5	8	1.714	0.085	86.95
7	34	C	Andrew XAVIER	Van Diemen RF87	1:51.878	8	9	2.146	0.432	86.62
8	92	B	Mike DEVOY	Van Diemen RF92	1:52.655	10	10	2.923	0.777	86.02
9	3	E	Colin WILLIAMS	PRS RH01	1:54.115	2	10	4.383	1.460	84.92
10	29	A	Andy GOUGH	Ray GRS 07	1:54.223	2	10	4.491	0.108	84.84
11	9	A	Jeff HODGSON	Van Diemen RF02	1:54.742	2	10	5.010	0.519	84.46
12	111	D	Stuart SANDERS	Van Diemen RF86	1:54.853	7	8	5.121	0.111	84.38
13	46	D	Stuart DIX	Reynard Lightning	1:55.010	5	6	5.278	0.157	84.26
14	8	A	David GAVAN	Van Diemen RF96	1:55.599	5	10	5.867	0.589	83.83
15	47	D	Philip NELSON	Van Diemen RF86	1:56.131	6	10	6.399	0.532	83.45
16	26	D	Mike MULLINS	Van Diemen RF86	2:00.173	6	6	10.441	4.042	80.64
17	50	B	Ian WOOD	Swift SC94	2:01.466	1	9	11.734	1.293	79.78
18	52	D	Trevor MORGAN	Van Diemen RF86	2:04.067	8	8	14.335	2.601	78.11
19	23	B	Richard HALL	Van Diemen RF92	2:04.312	8	9	14.580	0.245	77.95

Weather / Track : Cloudy / Dry

These results are provisional until the conclusion of any judicial and technical matters.

Oulton Park International
Circuit Length = 2.6920 miles
Start: 10:40 End: 11:03

Clerk of Course :

Timekeeper :

Moose Trophy

QUALIFYING - RACE 7 - LAP ANALYSIS

2	Simon KINSEY		A Van Diemen RF01				
1 -	1:51.849	+ 1.248	10:44:39.240	6 -	1:51.482	+ 0.881	10:53:56.728
2 -	1:52.337	+ 1.736	10:46:31.577	7 -	1:50.958	+ 0.357	10:55:47.686
3 -	1:51.847	+ 1.246	10:48:23.424	8 -	1:50.933	+ 0.332	10:57:38.619
4 -	1:50.601		10:50:14.025	9 -	1:50.657	+ 0.056	10:59:29.276
5 -	1:51.221	+ 0.620	10:52:05.246	10 -	1:50.854	+ 0.253	11:01:20.130
3	Colin WILLIAMS		E PRS RH01				
1 -	1:57.255	+ 3.140	10:44:55.788	6 -	1:56.100	+ 1.985	10:54:31.697
2 -	1:54.115		10:46:49.903	7 -	1:55.755	+ 1.640	10:56:27.452
3 -	1:55.023	+ 0.908	10:48:44.926	8 -	1:55.775	+ 1.660	10:58:23.227
4 -	1:54.873	+ 0.758	10:50:39.799	9 -	1:54.570	+ 0.455	11:00:17.797
5 -	1:55.798	+ 1.683	10:52:35.597	10 -	1:56.402	+ 2.287	11:02:14.199
7	Martin SHORT		A Van Diemen RF00				
1 -	1:51.343	+ 1.520	10:44:39.634	6 -	1:50.208	+ 0.385	10:53:59.425
2 -	1:53.905	+ 4.082	10:46:33.539	7 -	1:51.291	+ 1.468	10:55:50.716
3 -	1:50.297	+ 0.474	10:48:23.836	8 -	1:50.677	+ 0.854	10:57:41.393
4 -	1:54.960	+ 5.137	10:50:18.796	9 -	1:49.936	+ 0.113	10:59:31.329
5 -	1:50.421	+ 0.598	10:52:09.217	10 -	1:49.823		11:01:21.152
8	David GAVAN		A Van Diemen RF96				
1 -	2:00.077	+ 4.478	10:44:57.832	6 -	1:56.843	+ 1.244	10:54:42.389
2 -	1:58.927	+ 3.328	10:46:56.759	7 -	1:58.400	+ 2.801	10:56:40.789
3 -	1:56.465	+ 0.866	10:48:53.224	8 -	1:57.082	+ 1.483	10:58:37.871
4 -	1:56.723	+ 1.124	10:50:49.947	9 -	1:57.178	+ 1.579	11:00:35.049
5 -	1:55.599		10:52:45.546	10 -	2:00.306	+ 4.707	11:02:35.355
9	Jeff HODGSON		A Van Diemen RF02				
1 -	1:57.588	+ 2.846	10:44:56.758	6 -	1:56.606	+ 1.864	10:54:34.411
2 -	1:54.742		10:46:51.500	7 -	1:55.599	+ 0.857	10:56:30.010
3 -	1:55.197	+ 0.455	10:48:46.697	8 -	1:55.092	+ 0.350	10:58:25.102
4 -	1:56.202	+ 1.460	10:50:42.899	9 -	1:55.001	+ 0.259	11:00:20.103
5 -	1:54.906	+ 0.164	10:52:37.805	10 -	1:55.377	+ 0.635	11:02:15.480
11	Mike BENNETT		B Swift SC93F				
1 -	1:54.061	+ 4.329	10:44:55.281	6 -	1:51.319	+ 1.587	10:55:13.775
2 -	1:50.262	+ 0.530	10:46:45.543	7 -	1:49.870	+ 0.138	10:57:03.645
3 -	1:54.532 P	+ 4.800	10:48:40.075	8 -	1:55.003	+ 5.271	10:58:58.648
4 -	2:51.851	+ 1:02.119	10:51:31.926	9 -	1:49.732		11:00:48.380
5 -	1:50.530	+ 0.798	10:53:22.456	10 -	1:50.481	+ 0.749	11:02:38.861
13	Jeremy UNSWORTH		B Swift .				
1 -	1:52.835	+ 1.474	10:44:52.050	6 -	1:51.361		10:54:12.100
2 -	1:52.867	+ 1.506	10:46:44.917	7 -	1:52.629	+ 1.268	10:56:04.729
3 -	1:51.859	+ 0.498	10:48:36.776	8 -	1:52.405	+ 1.044	10:57:57.134
4 -	1:52.129	+ 0.768	10:50:28.905	9 -	1:53.287	+ 1.926	10:59:50.421
5 -	1:51.834	+ 0.473	10:52:20.739	10 -	1:52.420	+ 1.059	11:01:42.841
23	Richard HALL		B Van Diemen RF92				
1 -	2:11.396	+ 7.084	10:45:24.481	6 -	2:09.314	+ 5.002	10:55:58.990
2 -	2:05.304	+ 0.992	10:47:29.785	7 -	2:06.348	+ 2.036	10:58:05.338
3 -	2:04.747	+ 0.435	10:49:34.532	8 -	2:04.312		11:00:09.650
4 -	2:05.814	+ 1.502	10:51:40.346	9 -	2:07.624	+ 3.312	11:02:17.274
5 -	2:09.330	+ 5.018	10:53:49.676				
26	Mike MULLINS		D Van Diemen RF86				
1 -	2:04.555	+ 4.382	10:45:04.761	4 -	2:02.656	+ 2.483	10:51:13.256
2 -	2:03.063	+ 2.890	10:47:07.824	5 -	2:01.900	+ 1.727	10:53:15.156
3 -	2:02.776	+ 2.603	10:49:10.600	6 -	2:00.173		10:55:15.329
29	Andy GOUGH		A Ray GRS 07				
1 -	1:57.744	+ 3.521	10:44:58.038	6 -	1:55.980	+ 1.757	10:54:37.384

Oulton Park International
Circuit Length = 2.6920 miles
Start: 10:40 End: 11:03

Weather / Track : Cloudy / Dry

Moose Trophy


QUALIFYING - RACE 7 - LAP ANALYSIS

2 -	1:54.223		10:46:52.261	7 -	1:54.996	+ 0.773	10:56:32.380
3 -	1:55.061	+ 0.838	10:48:47.322	8 -	1:56.068	+ 1.845	10:58:28.448
4 -	1:55.271	+ 1.048	10:50:42.593	9 -	1:54.945	+ 0.722	11:00:23.393
5 -	1:58.811	+ 4.588	10:52:41.404	10 -	2:07.839	+ 13.616	11:02:31.232
34	Andrew XAVIER		C		Van Diemen RF87		
1 -	1:54.843	+ 2.965	10:45:01.901	6 -	2:00.198 P	+ 8.320	10:54:33.024
2 -	1:52.878	+ 1.000	10:46:54.779	7 -	3:49.073	+ 1:57.195	10:58:22.097
3 -	1:52.721	+ 0.843	10:48:47.500	8 -	1:51.878		11:00:13.975
4 -	1:52.932	+ 1.054	10:50:40.432	9 -	1:54.984	+ 3.106	11:02:08.959
5 -	1:52.394	+ 0.516	10:52:32.826				
46	Stuart DIX		D		Reynard Lightning		
1 -	1:56.138	+ 1.128	10:44:54.027	4 -	1:55.684	+ 0.674	10:50:40.720
2 -	1:55.421	+ 0.411	10:46:49.448	5 -	1:55.010		10:52:35.730
3 -	1:55.588	+ 0.578	10:48:45.036	6 -	2:17.292 P	+ 22.282	10:54:53.022
47	Philip NELSON		D		Van Diemen RF86		
1 -	1:58.475	+ 2.344	10:45:07.972	6 -	1:56.131		10:54:57.997
2 -	2:00.309	+ 4.178	10:47:08.281	7 -	1:56.828	+ 0.697	10:56:54.825
3 -	1:59.471	+ 3.340	10:49:07.752	8 -	1:56.744	+ 0.613	10:58:51.569
4 -	1:57.625	+ 1.494	10:51:05.377	9 -	1:56.706	+ 0.575	11:00:48.275
5 -	1:56.489	+ 0.358	10:53:01.866	10 -	1:56.176	+ 0.045	11:02:44.451
50	Ian WOOD		B		Swift SC94		
1 -	2:01.466		10:45:06.883	6 -	2:08.467	+ 7.001	10:55:36.281
2 -	2:04.087	+ 2.621	10:47:10.970	7 -	2:09.927	+ 8.461	10:57:46.208
3 -	2:03.698	+ 2.232	10:49:14.668	8 -	2:12.879	+ 11.413	10:59:59.087
4 -	2:06.215	+ 4.749	10:51:20.883	9 -	2:18.020	+ 16.554	11:02:17.107
5 -	2:06.931	+ 5.465	10:53:27.814				
52	Trevor MORGAN		D		Van Diemen RF86		
1 -	2:08.779	+ 4.712	10:45:23.119	5 -	2:05.314	+ 1.247	10:53:45.249
2 -	2:05.732	+ 1.665	10:47:28.851	6 -	2:05.544	+ 1.477	10:55:50.793
3 -	2:05.508	+ 1.441	10:49:34.359	7 -	2:05.974	+ 1.907	10:57:56.767
4 -	2:05.576	+ 1.509	10:51:39.935	8 -	2:04.067		11:00:00.834
54	Douglas CROSBIE		A		Van Diemen RF00		
1 -	1:50.861	+ 0.747	10:49:52.833	5 -	1:50.325	+ 0.211	10:57:16.254
2 -	1:50.939	+ 0.825	10:51:43.772	6 -	1:50.180	+ 0.066	10:59:06.434
3 -	1:51.459	+ 1.345	10:53:35.231	7 -	1:50.114		11:00:56.548
4 -	1:50.698	+ 0.584	10:55:25.929				
91	John MURPHY		A		Van Diemen RF99		
1 -	1:53.132	+ 1.686	10:44:49.508	5 -	1:51.446		10:52:19.169
2 -	1:52.861	+ 1.415	10:46:42.369	6 -	1:52.564	+ 1.118	10:54:11.733
3 -	1:52.606	+ 1.160	10:48:34.975	7 -	1:57.034	+ 5.588	10:56:08.767
4 -	1:52.748	+ 1.302	10:50:27.723	8 -	1:57.482 P	+ 6.036	10:58:06.249
92	Mike DEVOY		B		Van Diemen RF92		
1 -	1:54.012	+ 1.357	10:44:43.841	6 -	1:55.962	+ 3.307	10:54:13.538
2 -	1:53.006	+ 0.351	10:46:36.847	7 -	1:53.330	+ 0.675	10:56:06.868
3 -	1:53.672	+ 1.017	10:48:30.519	8 -	1:53.123	+ 0.468	10:57:59.991
4 -	1:53.253	+ 0.598	10:50:23.772	9 -	1:52.867	+ 0.212	10:59:52.858
5 -	1:53.804	+ 1.149	10:52:17.576	10 -	1:52.655		11:01:45.513
111	Stuart SANDERS		D		Van Diemen RF86		
1 -	1:56.803	+ 1.950	10:44:58.664	5 -	1:55.197	+ 0.344	10:52:41.705
2 -	1:56.323	+ 1.470	10:46:54.987	6 -	1:55.988	+ 1.135	10:54:37.693
3 -	1:56.005	+ 1.152	10:48:50.992	7 -	1:54.853		10:56:32.546
4 -	1:55.516	+ 0.663	10:50:46.508	8 -	2:23.525 P	+ 28.672	10:58:56.071

Weather / Track : Cloudy / Dry

Moose Trophy

RACE 7 - GRID

ROW 10		2:04.312 23 Richard HALL	
ROW 9	2:01.466 50 Ian WOOD		2:04.067 52 Trevor MORGAN
ROW 8		1:56.131 47 Philip NELSON	2:00.173 26 Mike MULLINS
ROW 7	1:55.010 46 Stuart DIX		1:55.599 8 David GAVAN
ROW 6		1:54.742 9 Jeff HODGSON	1:54.853 111 Stuart SANDERS
ROW 5	1:54.115 3 Colin WILLIAMS		1:54.223 29 Andy GOUGH
ROW 4		1:51.878 34 Andrew XAVIER	1:52.655 92 Mike DEVOY
ROW 3	1:51.361 13 Jeremy UNSWORTH		1:51.446 91 John MURPHY
ROW 2		1:50.114 54 Douglas CROSBIE	1:50.601 2 Simon KINSEY
ROW 1	1:49.732 11 Mike BENNETT		1:49.823 7 Martin SHORT
Pole			
			

Oulton Park International
Circuit Length = 2.6920 miles

These results are provisional until the conclusion of any judicial and technical matters.

Clerk of Course :		Timekeeper :

Motorlawyers Fiat Racing Challenge

QUALIFYING - RACE 5 - CLASSIFICATION

POS	NO	CL	NAME	ENTRY	TIME	ON	LAPS	GAP	DIFF	MPH
1	2		Jason GREATREX	Fiat Punto HGT	2:10.226	8	8			74.41
2	49		Mark SNELLING	Fiat Uno	2:10.799	8	8	0.573	0.573	74.09
3	11		Steve TWIST	Fiat Uno	2:10.891	8	8	0.665	0.092	74.04
4	22		Chris JAMES	Fiat Punto HGT	2:11.029	7	8	0.803	0.138	73.96
5	46		Kris GREATREX	Fiat Punto HGT	2:12.068	4	8	1.842	1.039	73.38
6	1		Simon MCFIE	Fiat Punto	2:12.383	6	8	2.157	0.315	73.20
7	86		Mark SMITH	Fiat Uno	2:12.509	8	8	2.283	0.126	73.13
8	76		Simon EDWARDS	Fiat Uno	2:13.594	7	8	3.368	1.085	72.54
9	77		Thomas MELLING	Fiat Punto	2:15.270	8	8	5.044	1.676	71.64
10	85		Nigel RALPHSON	Fiat Uno	2:15.429	7	8	5.203	0.159	71.56
11	47		Steve TOWNSEND	Fiat Punto	2:19.223	6	7	8.997	3.794	69.60
12	79		Roger ESP	Fiat Uno	2:25.106	6	7	14.880	5.883	66.78
13	16		Andrew BARRETT	Fiat Uno	2:45.124	1	2	34.898	20.018	58.69

Weather / Track : Cloudy / Dry

These results are provisional until the conclusion of any judicial and technical matters.

Oulton Park International
 Circuit Length = 2.6920 miles
 Start: 11:08 End: 11:30

Clerk of Course :		Timekeeper :
-------------------	--	--------------

Motorlawyers Fiat Racing Challenge

QUALIFYING - RACE 5 - LAP ANALYSIS

1	Simon MCFIE		Fiat Punto				
1 -	2:26.749	+ 14.366	11:13:46.423	5 -	2:15.258	+ 2.875	11:22:49.546
2 -	2:19.531	+ 7.148	11:16:05.954	6 -	2:12.383		11:25:01.929
3 -	2:15.265	+ 2.882	11:18:21.219	7 -	2:13.416	+ 1.033	11:27:15.345
4 -	2:13.069	+ 0.686	11:20:34.288	8 -	2:12.730	+ 0.347	11:29:28.075
2	Jason GREATREX		Fiat Punto HGT				
1 -	2:29.176	+ 18.950	11:13:49.867	5 -	2:11.640	+ 1.414	11:22:47.567
2 -	2:19.395	+ 9.169	11:16:09.262	6 -	2:11.665	+ 1.439	11:24:59.232
3 -	2:14.592	+ 4.366	11:18:23.854	7 -	2:10.854	+ 0.628	11:27:10.086
4 -	2:12.073	+ 1.847	11:20:35.927	8 -	2:10.226		11:29:20.312
11	Steve TWIST		Fiat Uno				
1 -	2:24.068	+ 13.177	11:14:23.329	5 -	2:11.837	+ 0.946	11:23:18.255
2 -	2:17.317	+ 6.426	11:16:40.646	6 -	2:10.896	+ 0.005	11:25:29.151
3 -	2:13.708	+ 2.817	11:18:54.354	7 -	2:38.258	+ 27.367	11:28:07.409
4 -	2:12.064	+ 1.173	11:21:06.418	8 -	2:10.891		11:30:18.300
16	Andrew BARRETT		Fiat Uno				
1 -	2:45.124		11:14:39.759	2 -	3:56.984	+ 1:11.860	11:18:36.743
22	Chris JAMES		Fiat Punto HGT				
1 -	2:29.413	+ 18.384	11:13:39.729	5 -	2:11.918	+ 0.889	11:22:40.931
2 -	2:20.116	+ 9.087	11:15:59.845	6 -	2:11.713	+ 0.684	11:24:52.644
3 -	2:16.225	+ 5.196	11:18:16.070	7 -	2:11.029		11:27:03.673
4 -	2:12.943	+ 1.914	11:20:29.013	8 -	2:12.462	+ 1.433	11:29:16.135
46	Kris GREATREX		Fiat Punto HGT				
1 -	2:29.356	+ 17.288	11:13:44.335	5 -	2:12.883	+ 0.815	11:22:47.618
2 -	2:22.054	+ 9.986	11:16:06.389	6 -	2:13.813	+ 1.745	11:25:01.431
3 -	2:16.278	+ 4.210	11:18:22.667	7 -	2:12.133	+ 0.065	11:27:13.564
4 -	2:12.068		11:20:34.735	8 -	2:13.068	+ 1.000	11:29:26.632
47	Steve TOWNSEND		Fiat Punto				
1 -	2:39.008	+ 19.785	11:14:32.407	5 -	2:20.955	+ 1.732	11:24:05.459
2 -	2:26.118	+ 6.895	11:16:58.525	6 -	2:19.223		11:26:24.682
3 -	2:23.257	+ 4.034	11:19:21.782	7 -	2:24.397	+ 5.174	11:28:49.079
4 -	2:22.722	+ 3.499	11:21:44.504				
49	Mark SNELLING		Fiat Uno				
1 -	2:29.603	+ 18.804	11:13:51.252	5 -	2:13.710	+ 2.911	11:22:55.127
2 -	2:20.678	+ 9.879	11:16:11.930	6 -	2:12.272	+ 1.473	11:25:07.399
3 -	2:15.578	+ 4.779	11:18:27.508	7 -	2:11.230	+ 0.431	11:27:18.629
4 -	2:13.909	+ 3.110	11:20:41.417	8 -	2:10.799		11:29:29.428
76	Simon EDWARDS		Fiat Uno				
1 -	2:29.070	+ 15.476	11:13:46.853	5 -	2:15.198	+ 1.604	11:22:55.675
2 -	2:20.412	+ 6.818	11:16:07.265	6 -	2:14.261	+ 0.667	11:25:09.936
3 -	2:18.254	+ 4.660	11:18:25.519	7 -	2:13.594		11:27:23.530
4 -	2:14.958	+ 1.364	11:20:40.477	8 -	2:14.460	+ 0.866	11:29:37.990
77	Thomas MELLING		Fiat Punto				
1 -	2:36.654	+ 21.384	11:14:30.066	5 -	2:16.728	+ 1.458	11:23:42.835
2 -	2:19.784	+ 4.514	11:16:49.850	6 -	2:16.397	+ 1.127	11:25:59.232
3 -	2:18.367	+ 3.097	11:19:08.217	7 -	2:15.347	+ 0.077	11:28:14.579
4 -	2:17.890	+ 2.620	11:21:26.107	8 -	2:15.270		11:30:29.849
79	Roger ESP		Fiat Uno				
1 -	2:47.297	+ 22.191	11:14:43.186	5 -	2:26.254	+ 1.148	11:24:48.406
2 -	2:37.395	+ 12.289	11:17:20.581	6 -	2:25.106		11:27:13.512
3 -	2:32.284	+ 7.178	11:19:52.865	7 -	2:25.433	+ 0.327	11:29:38.945
4 -	2:29.287	+ 4.181	11:22:22.152				

Oulton Park International
Circuit Length = 2.6920 miles
Start: 11:08 End: 11:30


Weather / Track : Cloudy / Dry

Motorlawyers Fiat Racing Challenge
QUALIFYING - RACE 5 - LAP ANALYSIS

85		Nigel RALPHSON			Fiat Uno		
1 -	2:39.103	+ 23.674	11:14:33.119	5 -	2:17.294	+ 1.865	11:23:47.571
2 -	2:21.996	+ 6.567	11:16:55.115	6 -	2:16.265	+ 0.836	11:26:03.836
3 -	2:18.006	+ 2.577	11:19:13.121	7 -	2:15.429		11:28:19.265
4 -	2:17.156	+ 1.727	11:21:30.277	8 -	2:21.353	+ 5.924	11:30:40.618
86		Mark SMITH			Fiat Uno		
1 -	2:29.970	+ 17.461	11:14:11.933	5 -	2:14.057	+ 1.548	11:23:24.113
2 -	2:22.400	+ 9.891	11:16:34.333	6 -	2:12.880	+ 0.371	11:25:36.993
3 -	2:18.415	+ 5.906	11:18:52.748	7 -	2:12.586	+ 0.077	11:27:49.579
4 -	2:17.308	+ 4.799	11:21:10.056	8 -	2:12.509		11:30:02.088

Motorlawyers Fiat Racing Challenge

RACE 5 - GRID

ROW 7	2:45.124 16 Andrew BARRETT		
ROW 6		2:19.223 47 Steve TOWNSEND	2:25.106 79 Roger ESP
ROW 5	2:15.270 77 Thomas MELLING		2:15.429 85 Nigel RALPHSON
ROW 4		2:12.509 86 Mark SMITH	2:13.594 76 Simon EDWARDS
ROW 3	2:12.068 46 Kris GREATREX		2:12.383 1 Simon MCFIE
ROW 2		2:10.891 11 Steve TWIST	2:11.029 22 Chris JAMES
ROW 1	2:10.226 2 Jason GREATREX		2:10.799 49 Mark SNELLING
Pole			
			

Oulton Park International
Circuit Length = 2.6920 miles

These results are provisional until the conclusion of any judicial and technical matters.

Clerk of Course :		Timekeeper :
-------------------	--	--------------

Ma5da MX5 Championship

RACE 1 - CLASSIFICATION

POS	NO	CL	NAME	ENTRY	LAPS	TIME	GAP	DIFF	MPH	BEST	ON
1	2		Tom ROCHE	Mazda MX5	10	21:25.334			75.39	2:07.456	4
2	1		Jonathan GREENSMITH	Mazda MX5	10	21:27.201	1.867	1.867	75.28	2:06.811	9
3	33		Robert BOSTON	Mazda MX5	10	21:27.499	2.165	0.298	75.27	2:06.802	9
4	18		Paul SHEARD	Mazda MX5	10	21:38.897	13.563	11.398	74.61	2:07.714	4
5	56		Chris ROWLINSON	Mazda MX5	10	21:47.766	22.432	8.869	74.10	2:09.285	4
6	99		Jonathan BLAKE	Mazda MX5	10	21:48.813	23.479	1.047	74.04	2:09.250	4
7	51		Ben ROBINSON	Mazda MX5	10	21:50.295	24.961	1.482	73.96	2:09.626	6
8	32		Charles PLUMLEY	Mazda MX5	10	21:50.432	25.098	0.137	73.95	2:09.676	3
9	10		Steve GREENSMITH	Mazda MX5	10	21:50.697	25.363	0.265	73.94	2:08.348	3
10	6		Alyn ROBSON	Mazda MX5	10	21:52.630	27.296	1.933	73.83	2:09.493	3
11	81		Richard BRELAND	Mazda MX5	10	21:53.598	28.264	0.968	73.77	2:08.925	3
12	28		Scot KIRLEW	Mazda MX5	10	22:06.184	40.850	12.586	73.07	2:10.370	4
13	55		Martin STEVINSON	Mazda MX5	10	22:08.917	43.583	2.733	72.92	2:10.030	10
14	50		Andy COOMBS	Mazda MX5	10	22:09.672	44.338	0.755	72.88	2:10.098	4
15	69		Matt ROBINSON	Mazda MX5	10	22:11.004	45.670	1.332	72.81	2:09.929	10
16	96		Mark PIERPOINT	Mazda MX5	10	22:11.107	45.773	0.103	72.80	2:10.154	10
17	46		Graham GROVE	Mazda MX5	10	22:23.271	57.937	12.164	72.14	2:11.117	4
18	14		James MAXFIELD	Mazda MX5	10	22:33.247	1:07.913	9.976	71.61	2:11.022	9
19	11		Ryan CEFFERTY	Mazda MX5	10	22:35.962	1:10.628	2.715	71.47	2:11.745	3
20	42		Carl NEWTON	Mazda MX5	10	22:38.975	1:13.641	3.013	71.31	2:12.074	2
21	23		Martin TOLLEY	Mazda MX5	10	22:44.204	1:18.870	5.229	71.03	2:13.446	6
22	7		Kevin MIDDLETON	Mazda MX5	10	22:44.405	1:19.071	0.201	71.02	2:12.180	3
23	17		Nick GILFILLAN	Mazda MX5	10	22:44.811	1:19.477	0.406	71.00	2:13.053	8
24	52		Christopher KARRAS	Mazda MX5	10	23:25.684	2:00.350	40.873	68.94	2:14.780	2
25	19		Angus ASHTON	Mazda MX5	10	23:29.604	2:04.270	3.920	68.75	2:15.536	2
26	22		Scott FERGUSON	Mazda MX5	9	21:35.328	1 lap	1 lap	67.33	2:18.293	8
27	8		Phillippe RETOURNE	Mazda MX5	9	22:34.405	1 lap	59.077	64.39	2:25.949	6
28	24		Derek BROOK	Mazda MX5	9	22:36.052	1 lap	1.647	64.32	2:22.878	5

NOT CLASSIFIED

DNF	25		Justin NEWNAM	Mazda MX5	9	20:03.926	1 lap		72.44	2:10.806	4
DNF	13		Scott LEACH	Mazda MX5	9	20:05.510	1 lap	1.584	72.35	2:10.657	3
DNF	5		Doug BENTLEY	Mazda MX5	7	16:02.507	3 laps	2 laps	70.48	2:12.141	6
DNF	20		Chris LOVETT	Mazda MX5	6	13:30.642	4 laps	1 lap	71.73	2:11.842	2
DNF	44		Salvatore BIVONA	Mazda MX5	6	14:05.279	4 laps	34.637	68.79	2:17.447	6
DNF	88		Simon McALPINE	Mazda MX5	5	11:04.854	5 laps	1 lap	72.88	2:08.924	2
DNF	3		Craig JOHNS	Mazda MX5	0						

FASTEST LAP

33	Robert BOSTON	Mazda MX5	9	2:06.802	76.42 mph	122.99 kph
----	---------------	-----------	---	----------	-----------	------------

Weather / Track : Cloudy / Dry

These results are provisional until the conclusion of any judicial and technical matters.

Oulton Park International
Circuit Length = 2.6920 miles
Start: 11:42 End: 12:06

Clerk of Course :

Timekeeper :

Ma5da MX5 Championship

RACE 1 - LAP CHART

Lap 1			Lap 2			Lap 3			Lap 4			Lap 5		
No	Behind	Laptime	No	Behind	Laptime	No	Behind	Laptime	No	Behind	Laptime	No	Behind	Laptime
2		2:13.680	2		2:07.676	2		2:07.860	2		2:07.456	2		2:08.077
1	0.114	2:13.794	33	0.245	2:07.530	1	0.408	2:07.615	1	0.221	2:07.269	1	1.901	2:09.757
33	0.391	2:14.071	1	0.653	2:08.215	33	0.470	2:08.085	33	0.732	2:07.718	33	2.280	2:09.625
18	0.926	2:14.606	18	1.199	2:07.949	18	1.579	2:08.240	18	1.837	2:07.714	18	2.816	2:09.056
88	2.775	2:16.455	88	4.023	2:08.924	88	5.172	2:09.009	88	6.926	2:09.210	56	11.894	2:09.821
32	3.228	2:16.908	32	5.332	2:09.780	32	7.148	2:09.676	32	10.014	2:10.322	99	12.135	2:09.746
56	4.678	2:18.358	56	6.831	2:09.829	56	8.321	2:09.350	56	10.150	2:09.285	32	12.823	2:10.886
99	5.579	2:19.259	99	7.240	2:09.337	99	8.672	2:09.292	99	10.466	2:09.250	10	12.998	2:09.154
51	5.636	2:19.316	81	7.954	2:09.811	81	9.019	2:08.925	10	11.921	2:09.742	51	15.608	2:10.220
81	5.819	2:19.499	51	8.642	2:10.682	10	9.635	2:08.348	81	11.972	2:10.409	81	15.648	2:11.753
10	6.721	2:20.401	10	9.147	2:10.102	51	10.464	2:09.682	6	13.248	2:09.779	6	15.711	2:10.540
6	6.897	2:20.577	6	9.292	2:10.071	6	10.925	2:09.493	51	13.465	2:10.457	88	20.105	2:21.256 P
13	7.677	2:21.357	13	11.844	2:11.843	55	14.583	2:10.378	55	17.525	2:10.398	28	21.819	2:11.999
55	7.758	2:21.438	55	12.065	2:11.983	13	14.641	2:10.657	28	17.897	2:10.370	50	22.086	2:11.561
50	8.365	2:22.045	28	12.415	2:11.616	28	14.983	2:10.428	50	18.602	2:10.098	55	27.760	2:18.312
28	8.475	2:22.155	50	12.534	2:11.845	50	15.960	2:11.286	13	21.034	2:13.849	96	28.456	2:14.086
96	8.939	2:22.619	96	13.239	2:11.976	96	17.293	2:11.914	96	22.447	2:12.610	14	29.836	2:14.627
11	9.477	2:23.157	11	13.564	2:11.763	11	17.449	2:11.745	11	22.575	2:12.582	25	29.996	2:13.576
14	9.676	2:23.356	14	14.058	2:12.058	14	17.606	2:11.408	14	23.286	2:13.136	11	30.175	2:15.677
20	10.312	2:23.992	20	14.478	2:11.842	20	18.649	2:12.031	25	24.497	2:10.806	69	30.891	2:12.664
25	12.819	2:26.499	25	17.493	2:12.350	25	21.147	2:11.514	20	24.750	2:13.557	20	31.001	2:14.328
23	13.258	2:26.938	42	17.730	2:12.074	69	23.156	2:11.757	69	26.304	2:10.604	13	31.020	2:18.063
42	13.332	2:27.012	7	19.038	2:13.207	7	23.358	2:12.180	46	28.319	2:11.117	46	31.679	2:11.437
7	13.507	2:27.187	69	19.259	2:12.106	46	24.658	2:11.717	42	29.697	2:12.362	42	42.605	2:20.985
69	14.829	2:28.509	46	20.801	2:11.829	42	24.791	2:14.921	17	39.550	2:16.912	17	46.955	2:15.482
46	16.648	2:30.328	17	23.750	2:13.951	17	30.094	2:14.204	7	40.579	2:24.677	23	47.479	2:13.471
17	17.475	2:31.155	52	25.072	2:14.780	52	32.944	2:15.732	23	42.085	2:13.861	7	48.204	2:15.702
52	17.968	2:31.648	23	29.944	2:24.362	23	35.680	2:13.596	52	44.426	2:18.938	5	50.221	2:13.659
44	20.275	2:33.955	19	31.115	2:15.536	5	39.066	2:15.236	5	44.639	2:13.029	52	54.746	2:18.397
19	23.255	2:36.935	44	31.299	2:18.700	44	40.888	2:17.449	44	51.850	2:18.418	44	1:03.083	2:19.310
5	25.549	2:39.229	5	31.690	2:13.817	19	50.458	2:27.203	19	1:02.860	2:19.858	19	1:10.686	2:15.903
8	28.774	2:42.454	8	51.101	2:30.003	22	1:03.990	2:20.419	22	1:19.118	2:22.584	22	1:29.930	2:18.889
24	29.601	2:43.281	22	51.431	2:20.945	8	1:10.404	2:27.163	24	1:29.843	2:26.204	24	1:44.644	2:22.878
22	38.162	2:51.842	24	51.558	2:29.633	24	1:11.095	2:27.397	8	1:30.231	2:27.283	8	1:49.436	2:27.282

Ma5da MX5 Championship

RACE 1 - LAP CHART

Lap 6			Lap 7			Lap 8			Lap 9			Lap 10		
No	Behind	Laptime	No	Behind	Laptime	No	Behind	Laptime	No	Behind	Laptime	No	Behind	Laptime
2		2:08.224	2		2:07.592	2		2:09.452	2		2:07.498	2		2:07.819
1	1.574	2:07.897	1	1.965	2:07.983	1	1.190	2:08.677	1	0.503	2:06.811	1	1.867	2:09.183
33	1.699	2:07.643	33	1.978	2:07.871	33	1.373	2:08.847	33	0.677	2:06.802	33	2.165	2:09.307
18	4.042	2:09.450	18	7.007	2:10.557	18	8.318	2:10.763	18	11.000	2:10.180	22	1 LAP	2:22.813
56	13.301	2:09.631	56	15.943	2:10.234	56	17.527	2:11.036	56	19.886	2:09.857	18	13.563	2:10.382
99	14.543	2:10.632	99	18.493	2:11.542	24	1 LAP	2:35.597	99	21.297	2:09.566	56	22.432	2:10.365
32	14.698	2:10.099	10	18.940	2:11.746	99	19.229	2:10.188	32	22.850	2:10.001	99	23.479	2:10.001
10	14.786	2:10.012	32	18.986	2:11.880	32	20.347	2:10.813	51	22.952	2:09.828	51	24.961	2:09.828
51	17.010	2:09.626	51	19.147	2:09.729	51	20.622	2:10.927	10	23.186	2:10.050	32	25.098	2:10.067
6	17.260	2:09.773	6	19.196	2:09.528	10	20.634	2:11.146	6	23.376	2:10.150	10	25.363	2:09.996
81	17.657	2:10.233	81	20.552	2:10.487	6	20.724	2:10.980	81	24.630	2:10.265	6	27.296	2:11.739
50	24.955	2:11.093	28	29.070	2:11.604	81	21.863	2:10.763	28	36.664	2:12.427	81	28.264	2:11.453
28	25.058	2:11.463	50	33.079	2:15.716	8	1 LAP	2:32.097	55	41.372	2:13.428	28	40.850	2:12.005
55	30.442	2:10.906	55	34.205	2:11.355	28	31.735	2:12.117	50	41.485	2:13.658	55	43.583	2:10.030
96	32.479	2:12.247	96	36.537	2:11.650	50	35.325	2:11.698	96	43.438	2:12.652	50	44.338	2:10.672
69	33.460	2:10.793	69	36.665	2:10.797	55	35.442	2:10.689	69	43.560	2:12.708	69	45.670	2:09.929
25	33.833	2:12.061	25	38.299	2:12.058	96	38.284	2:11.199	8	1 LAP	2:30.179	96	45.773	2:10.154
14	36.172	2:14.560	14	40.720	2:12.140	69	38.350	2:11.137	25	46.411	2:12.063	46	57.937	2:14.715
13	37.112	2:14.316	46	41.795	2:12.268	25	41.846	2:12.999	14	46.667	2:11.022	14	1:07.913	2:29.065
46	37.119	2:13.664	13	42.377	2:12.857	14	43.143	2:11.875	13	47.995	2:11.710	8	1 LAP	2:31.995
20	37.669	2:14.892	11	55.866	2:16.002	13	43.783	2:10.858	24	1 LAP	2:38.629	11	1:10.628	2:12.870
11	47.456	2:25.505	42	56.402	2:14.139	46	46.136	2:13.793	46	51.041	2:12.403	24	1 LAP	2:29.248
42	49.855	2:15.474	23	1:00.676	2:15.567	11	59.581	2:13.167	11	1:05.577	2:13.494	42	1:13.641	2:15.565
17	52.208	2:13.477	7	1:01.257	2:15.644	42	59.770	2:12.820	42	1:05.895	2:13.623	23	1:18.870	2:14.951
23	52.701	2:13.446	5	1:01.942	2:15.396	23	1:05.646	2:14.422	23	1:11.738	2:13.590	7	1:19.071	2:14.739
7	53.205	2:13.225	17	1:02.780	2:18.164	7	1:05.819	2:14.014	7	1:12.151	2:13.830	17	1:19.477	2:14.029
5	54.138	2:12.141	52	1:20.619	2:21.491	17	1:06.381	2:13.053	17	1:13.267	2:14.384	52	2:00.350	2:22.121
52	1:06.720	2:20.198	19	1:38.406	2:27.780	52	1:32.235	2:21.068	52	1:46.048	2:21.311	19	2:04.270	2:17.179
44	1:12.306	2:17.447	22	1:53.657	2:20.122	19	1:46.471	2:17.517	19	1:54.910	2:15.937			
19	1:18.218	2:15.756				22	2:02.498	2:18.293						
22	1:41.127	2:19.421												
24	1:59.605	2:23.185												
8	2:07.161	2:25.949												

Oulton Park International
 Circuit Length = 2.6920 miles
 Start: 11:42 End: 12:06

Weather / Track : Cloudy / Dry

Race.tv Open Sportscar Series

RACE 2 - CLASSIFICATION

POS	NO	CL	NAME	ENTRY	LAPS	TIME	GAP	DIFF	MPH	BEST	ON
1	4	A	Alan HOGG	Jade 2	12	19:46.097			98.04	1:37.830	2
2	88	A	Steve GRIFFITHS	Chrysler Jade	12	20:11.236	25.139	25.139	96.01	1:38.986	6
3	29	C	Jon-Paul IVEY	Radical PR6	12	21:08.753	1:22.656	57.517	91.66	1:44.600	10
4	6	B	Christopher LAKE	Ligier/Zero JS49	12	21:09.639	1:23.542	0.886	91.59	1:44.198	11
5	20	B	Andrew BENTLEY	ADR3 CN	12	21:10.651	1:24.554	1.012	91.52	1:44.311	3
6	8	B	Robin BROWN	Radical Prosport	12	21:10.843	1:24.746	0.192	91.51	1:44.610	9
7	21	E	Kevin GOATER	Kelforms Retoga	11	21:35.606	1 lap	1 lap	82.28	1:56.214	3
8	17	D	Peter COOMBS	Coombs Sport	10	20:34.347	2 laps	1 lap	78.51	1:59.345	10
9	53	C	Verity BANKS	ADR XP	10	21:12.122	2 laps	37.775	76.18	2:03.696	2

NOT CLASSIFIED

<i>DNF</i>	5	A	David BRUNSDON	AJEC 01 AJEC/ BMW	8	16:06.220	4 laps	2 laps	80.24	1:53.847	5
<i>DNF</i>	30	C	Gary RAMSDALE	Radical SR4	6	11:00.102	6 laps	2 laps	88.08	1:48.425	5
<i>DNF</i>	16	B	Tony MAISEY	Radical SR3 Supersport	2	3:46.798	10 laps	4 laps	85.46	1:50.780	2

FASTEST LAP

4	A	Alan HOGG	Jade 2	2	1:37.830	99.06 mph	159.42 kph
6	B	Christopher LAKE	Ligier/Zero JS49	11	1:44.198	93.00 mph	149.68 kph
29	C	Jon-Paul IVEY	Radical PR6	10	1:44.600	92.65 mph	149.10 kph
21	E	Kevin GOATER	Kelforms Retoga	3	1:56.214	83.39 mph	134.20 kph
17	D	Peter COOMBS	Coombs Sport	10	1:59.345	81.20 mph	130.68 kph

Weather / Track : Cloudy / Dry

These results are provisional until the conclusion of any judicial and technical matters.

Oulton Park International
Circuit Length = 2.6920 miles
Start: 13:22 End: 13:44

Clerk of Course :

Timekeeper :

Race.tv Open Sportscar Series

RACE 2 - LAP CHART

Lap 1			Lap 2			Lap 3			Lap 4			Lap 5		
No	Behind	Laptime	No	Behind	Laptime	No	Behind	Laptime	No	Behind	Laptime	No	Behind	Laptime
4		1:41.777	4		1:37.830	4		1:38.208	4		1:37.978	4		1:38.918
88	2.336	1:44.113	88	4.766	1:40.260	88	6.207	1:39.649	88	7.603	1:39.374	17	1 LAP	2:03.801
29	8.582	1:50.359	29	17.091	1:46.339	29	24.672	1:45.789	29	32.686	1:45.992	88	9.603	1:40.918
6	9.316	1:51.093	6	17.636	1:46.150	6	25.523	1:46.095	6	33.426	1:45.881	53	1 LAP	2:06.223
8	10.511	1:52.288	8	18.635	1:45.954	8	26.709	1:46.282	8	33.900	1:45.169	29	39.151	1:45.383
30	13.939	1:55.716	20	22.372	1:45.733	20	28.475	1:44.311	20	35.164	1:44.667	6	39.648	1:45.140
16	14.241	1:56.018	30	25.892	1:49.783	30	36.227	1:48.543	30	47.325	1:49.076	8	40.318	1:45.336
20	14.469	1:56.246	16	27.191	1:50.780	5	57.974	1:54.918	5	1:14.514	1:54.518	20	40.677	1:44.431
5	22.370	2:04.147	5	41.264	1:56.724	21	1:01.568	1:56.214	21	1:19.943	1:56.353	30	56.832	1:48.425
21	23.756	2:05.533	21	43.562	1:57.636	17	1:21.573	2:02.203				5	1:29.443	1:53.847
53	29.365	2:11.142	53	55.231	2:03.696	53	1:21.587	2:04.564						
17	31.682	2:13.459	17	57.578	2:03.726									

Race.tv Open Sportscar Series

RACE 2 - LAP CHART

Lap 6			Lap 7			Lap 8			Lap 9			Lap 10		
No	Behind	Laptime	No	Behind	Laptime	No	Behind	Laptime	No	Behind	Laptime	No	Behind	Laptime
4		1:38.678	4		1:39.814	4		1:38.372	4		1:37.899	4		1:38.179
21	1 LAP	1:57.661	5	1 LAP	1:55.611	88	12.966	1:41.169	88	16.128	1:41.061	17	2 LAPS	2:01.729
88	9.911	1:38.986	88	10.169	1:40.072	5	1 LAP	1:55.885	21	1 LAP	1:57.526	88	19.637	1:41.688
17	1 LAP	2:02.442	21	1 LAP	1:57.482	21	1 LAP	1:57.502	29	1:04.667	1:45.408	53	2 LAPS	2:10.293
53	1 LAP	2:05.742	29	50.434	1:44.749	29	57.158	1:45.096	6	1:05.228	1:45.008	29	1:11.088	1:44.600
29	45.499	1:45.026	6	51.005	1:44.676	6	58.119	1:45.486	8	1:05.522	1:44.610	6	1:13.153	1:46.104
6	46.143	1:45.173	8	51.457	1:44.777	8	58.811	1:45.726	20	1:05.808	1:44.523	8	1:13.547	1:46.204
8	46.494	1:44.854	20	52.201	1:44.814	20	59.184	1:45.355	5	1 LAP	2:30.570 P	20	1:13.868	1:46.239
20	47.201	1:45.202	17	1 LAP	2:04.039	17	1 LAP	2:03.329				21	1 LAP	1:56.879
30	1:06.713	1:48.559	53	1 LAP	2:08.515	53	1 LAP	2:08.940						

Race.tv Open Sportscar Series

RACE 2 - LAP CHART

Lap 11			Lap 12		
No	Behind	Laptime	No	Behind	Laptime
4		1:38.936	4		1:39.508
88	22.364	1:41.663	88	25.139	1:42.283
17	2 LAPS	2:00.274	17	2 LAPS	1:59.345
53	2 LAPS	2:07.127	29	1:22.656	1:44.961
29	1:17.203	1:45.051	6	1:23.542	1:44.635
6	1:18.415	1:44.198	20	1:24.554	1:44.437
8	1:19.547	1:44.936	8	1:24.746	1:44.707
20	1:19.625	1:44.693	53	2 LAPS	2:05.880
21	1 LAP	1:56.214	21	1 LAP	1:56.606

Creative LED Solutions Club FF NW Championship Post 89

RACE 3 - CLASSIFICATION

POS	NO	CL	NAME	ENTRY	LAPS	TIME	GAP	DIFF	MPH	BEST	ON
1	2	A	Simon KINSEY	Van Diemen RF01	11	20:25.595			86.98	1:49.751	7
2	54	A	Douglas CROSBIE	Van Diemen RF00	11	20:30.420	4.825	4.825	86.64	1:50.292	3
3	7	A	Martin SHORT	Van Diemen RF00	11	20:31.073	5.478	0.653	86.59	1:50.177	7
4	11	B	Mike BENNETT	Swift SC93F	11	20:31.207	5.612	0.134	86.58	1:49.659	7
5	13	B	Jeremy UNSWORTH	Swift .	11	20:47.165	21.570	15.958	85.47	1:51.800	2
6	91	A	John MURPHY	Van Diemen RF99	11	20:47.401	21.806	0.236	85.46	1:51.929	8
7	29	A	Peter OLDFIELD	Ray GRS 07	11	21:08.920	43.325	21.519	84.01	1:53.872	11
8	3	I	Colin WILLIAMS	PRS RH01	11	21:27.936	1:02.341	19.016	82.77	1:54.976	8
9	9	A	Jeff HODGSON	Van Diemen RF02	11	21:28.138	1:02.543	0.202	82.75	1:54.718	11
10	47	I	Philip NELSON	Van Diemen RF86	11	21:48.051	1:22.456	19.913	81.49	1:56.977	4
11	23	B	Richard HALL	Van Diemen RF92	10	21:06.742	1 lap	1 lap	76.50	2:02.262	3

NOT CLASSIFIED

DNF	111	I	Stuart SANDERS	Van Diemen RF86	7	13:49.625	4 laps	3 laps	81.77	1:55.609	6
DNF	34	I	Andrew XAVIER	Van Diemen RF87	5	9:31.160	6 laps	2 laps	84.83	1:52.486	4
DNF	8	A	David GAVAN	Van Diemen RF96	5	9:57.593	6 laps	26.433	81.08	1:57.090	4
DNF	46	I	Stuart DIX	Reynard Lightning	5	10:10.727	6 laps	13.134	79.34	1:55.467	2
DNF	52	I	Trevor MORGAN	Van Diemen RF86	1	2:13.292	10 laps	4 laps	72.70	2:13.292	1
DNF	92	B	Mike DEVOY	Van Diemen RF92	1	3:04.689	10 laps	51.397	52.47		

FASTEST LAP

11	B	Mike BENNETT	Swift SC93F	7	1:49.659	88.37 mph	142.22 kph
2	A	Simon KINSEY	Van Diemen RF01	7	1:49.751	88.30 mph	142.10 kph
34	I	Andrew XAVIER	Van Diemen RF87	4	1:52.486	86.15 mph	138.65 kph

Weather / Track : Cloudy / Dry

These results are provisional until the conclusion of any judicial and technical matters.

Oulton Park International
Circuit Length = 2.6920 miles
Start: 13:55 End: 14:17

Clerk of Course :		Timekeeper :
-------------------	--	--------------

Creative LED Solutions Club FF NW Championship Post 89

RACE 3 - LAP CHART

Lap 1			Lap 2			Lap 3			Lap 4			Lap 5		
No	Behind	Laptime	No	Behind	Laptime	No	Behind	Laptime	No	Behind	Laptime	No	Behind	Laptime
2		1:56.048	2		1:50.688	2		1:50.445	2		1:50.105	2		1:50.287
11	0.722	1:56.770	11	0.603	1:50.569	11	0.777	1:50.619	11	1.020	1:50.348	11	0.825	1:50.092
54	2.162	1:58.210	54	1.984	1:50.510	54	1.831	1:50.292	54	2.225	1:50.499	54	3.017	1:51.079
7	2.705	1:58.753	7	3.213	1:51.196	7	3.231	1:50.463	7	3.918	1:50.792	7	4.052	1:50.421
13	3.010	1:59.058	13	4.122	1:51.800	13	5.956	1:52.279	13	9.003	1:53.152	13	11.248	1:52.532
91	3.647	1:59.695	91	5.942	1:52.983	91	8.470	1:52.973	91	10.856	1:52.491	91	13.521	1:52.952
34	4.015	2:00.063	34	6.056	1:52.729	34	8.588	1:52.977	34	10.969	1:52.486	34	13.587	1:52.905
29	6.166	2:02.214	29	10.393	1:54.915	29	14.394	1:54.446	29	19.251	1:54.962	29	23.792	1:54.828
46	8.088	2:04.136	46	12.867	1:55.467	3	19.657	1:56.826	3	26.212	1:56.660	3	32.374	1:56.449
3	8.228	2:04.276	3	13.276	1:55.736	46	19.834	1:57.412	46	26.330	1:56.601	111	33.257	1:56.828
111	8.565	2:04.613	111	13.572	1:55.695	111	20.041	1:56.914	111	26.716	1:56.780	9	33.798	1:55.433
47	10.431	2:06.479	47	17.246	1:57.503	9	23.644	1:56.751	9	28.652	1:55.113	8	40.020	1:57.627
9	10.639	2:06.687	9	17.338	1:57.387	47	25.418	1:58.617	47	32.290	1:56.977	47	40.049	1:58.046
8	11.169	2:07.217	8	17.956	1:57.475	8	25.695	1:58.184	8	32.680	1:57.090	46	53.154	2:17.111 P
52	17.244	2:13.292	23	30.209	2:03.534	23	42.026	2:02.262	23	1:10.829	2:18.908	23	1:25.675	2:05.133
23	17.363	2:13.411												
92	1:08.641	3:04.689 P												

Creative LED Solutions Club FF NW Championship Post 89

RACE 3 - LAP CHART

Lap 6			Lap 7			Lap 8			Lap 9			Lap 10		
No	Behind	Laptime	No	Behind	Laptime	No	Behind	Laptime	No	Behind	Laptime	No	Behind	Laptime
2		1:50.231	2		1:49.751	2		1:50.445	2		1:51.619	2		1:52.992
11	0.472	1:49.878	11	0.380	1:49.659	54	5.796	1:51.549	54	6.203	1:52.026	54	6.293	1:53.082
54	3.496	1:50.710	54	4.692	1:50.947	7	6.134	1:51.280	7	6.336	1:51.821	11	6.404	1:52.898
7	4.873	1:51.052	7	5.299	1:50.177	11	6.219	1:56.284	11	6.498	1:51.898	7	6.503	1:53.159
13	13.597	1:52.580	13	16.423	1:52.577	23	1 LAP	2:07.452	23	1 LAP	2:04.040	13	21.263	1:53.960
91	15.516	1:52.226	91	17.859	1:52.094	13	19.072	1:53.094	13	20.295	1:52.842	91	21.496	1:53.916
29	28.278	1:54.717	29	32.935	1:54.408	91	19.343	1:51.929	91	20.572	1:52.848	23	1 LAP	2:04.806
3	38.598	1:56.455	9	46.338	1:56.791	29	36.707	1:54.217	29	39.725	1:54.637	29	42.437	1:55.704
111	38.635	1:55.609	3	46.414	1:57.567	9	50.864	1:54.971	9	56.505	1:57.260	3	1:00.094	1:56.561
9	39.298	1:55.731	111	52.070	2:03.186 P	3	50.945	1:54.976	3	56.525	1:57.199	9	1:00.809	1:57.296
47	49.061	1:59.243	47	56.998	1:57.688	47	1:04.682	1:58.129	47	1:10.883	1:57.820	47	1:16.447	1:58.556
23	1:40.146	2:04.702												

Creative LED Solutions Club FF NW Championship Post 89

RACE 3 - LAP CHART

Lap 11		
No	Behind	Laptime
2		1:52.984
54	4.825	1:51.516
7	5.478	1:51.959
11	5.612	1:52.192
13	21.570	1:53.291
91	21.806	1:53.294
23	1 LAP	2:02.494
29	43.325	1:53.872
3	1:02.341	1:55.231
9	1:02.543	1:54.718
47	1:22.456	1:58.993

BRSCC Porsche 924 Championship

RACE 4 - CLASSIFICATION

POS	NO	CL	NAME	ENTRY	LAPS	TIME	GAP	DIFF	MPH	BEST	ON
1	25		Kamal KALSI	Porsche 924	10	21:20.444			75.68	2:05.435	8
2	12		Matthew DAVIES	Porsche 924	10	21:21.576	1.132	1.132	75.62	2:06.631	4
3	31		William PENROSE	Porsche 924	10	21:26.453	6.009	4.877	75.33	2:06.606	9
4	30		Matthew UPCHURCH	Porsche 924	10	21:27.292	6.848	0.839	75.28	2:06.109	8
5	7		Alastair KIRKHAM	Porsche 924	10	21:34.076	13.632	6.784	74.88	2:07.720	8
6	22		Andrew HANNINGTON	Porsche 924	10	22:02.582	42.138	28.506	73.27	2:10.088	4
7	21		David HORNSEY	Porsche 924	10	22:06.608	46.164	4.026	73.05	2:09.973	10
8	4		Adam CROFT	Porsche 924	10	22:18.169	57.725	11.561	72.42	2:09.328	9
9	43		Steve CHEETHAM	Porsche 924	10	22:18.970	58.526	0.801	72.37	2:07.476	9
10	3		Mark MARSHALL	Porsche 924	10	22:31.817	1:11.373	12.847	71.69	2:12.320	8
11	49		Martin HALL	Porsche 924	10	22:32.487	1:12.043	0.670	71.65	2:10.442	6

FASTEST LAP

25	Kamal KALSI	Porsche 924	8	2:05.435	77.26 mph	124.34 kph
----	--------------------	-------------	---	----------	-----------	------------

Weather / Track : Cloudy / Dry

These results are provisional until the conclusion of any judicial and technical matters.

Oulton Park International
Circuit Length = 2.6920 miles
Start: 14:28 End: 14:51

Clerk of Course :

Timekeeper :

BRSCC Porsche 924 Championship

RACE 4 - LAP CHART


Lap 1			Lap 2			Lap 3			Lap 4			Lap 5		
No	Behind	Laptime	No	Behind	Laptime	No	Behind	Laptime	No	Behind	Laptime	No	Behind	Laptime
31		2:13.618	31		2:06.957	31		2:07.670	31		2:06.891	31		2:07.146
25	0.343	2:13.961	7	4.237	2:08.164	12	3.450	2:06.632	12	3.190	2:06.631	25	3.433	2:07.090
7	3.030	2:16.648	12	4.488	2:06.963	25	4.822	2:07.446	25	3.489	2:05.558	12	3.825	2:07.781
30	4.092	2:17.710	25	5.046	2:11.660	7	6.066	2:09.499	7	9.700	2:10.525	30	10.397	2:07.590
12	4.482	2:18.100	30	6.175	2:09.040	30	6.256	2:07.751	30	9.953	2:10.588	7	11.219	2:08.665
21	7.845	2:21.463	21	12.028	2:11.140	22	15.373	2:10.748	22	18.570	2:10.088	22	23.121	2:11.697
22	8.226	2:21.844	22	12.295	2:11.026	21	17.484	2:13.126	21	23.411	2:12.818	21	29.079	2:12.814
3	11.891	2:25.509	3	20.452	2:15.518	3	27.710	2:14.928	3	33.979	2:13.160	3	40.411	2:13.578
43	16.325	2:29.943	43	20.496	2:11.128	4	29.238	2:11.895	4	34.278	2:11.931	4	40.841	2:13.709
4	19.916	2:33.534	4	25.013	2:12.054	43	33.208	2:20.382	43	34.462	2:08.145	49	48.953	2:11.383
49	31.740	2:45.358	49	37.221	2:12.438	49	41.068	2:11.517	49	44.716	2:10.539	43	54.520	2:27.204

BRSCC Porsche 924 Championship

RACE 4 - LAP CHART

Lap 6			Lap 7			Lap 8			Lap 9			Lap 10		
No	Behind	Laptime	No	Behind	Laptime	No	Behind	Laptime	No	Behind	Laptime	No	Behind	Laptime
31		2:07.190	31		2:06.826	31		2:06.723	31		2:06.606	25		2:10.496
25	2.705	2:06.462	25	1.804	2:05.925	25	0.516	2:05.435	25	0.321	2:06.411	12	1.132	2:06.705
12	4.451	2:07.816	12	5.052	2:07.427	12	4.989	2:06.660	12	5.244	2:06.861	31	6.009	2:16.826
30	9.472	2:06.265	30	9.093	2:06.447	30	8.479	2:06.109	30	9.109	2:07.236	30	6.848	2:08.556
7	12.359	2:08.330	7	13.505	2:07.972	7	14.502	2:07.720	7	15.978	2:08.082	7	13.632	2:08.471
22	27.426	2:11.495	22	31.299	2:10.699	22	35.900	2:11.324	22	40.320	2:11.026	22	42.138	2:12.635
21	32.925	2:11.036	21	37.090	2:10.991	21	41.650	2:11.283	21	47.008	2:11.964	21	46.164	2:09.973
3	46.099	2:12.878	4	52.369	2:12.673	4	55.606	2:09.960	4	58.328	2:09.328	4	57.725	2:10.214
4	46.522	2:12.871	3	57.707	2:18.434	43	1:00.566	2:08.691	43	1:01.436	2:07.476	43	58.526	2:07.907
49	52.205	2:10.442	43	58.598	2:09.827	3	1:03.304	2:12.320	3	1:09.545	2:12.847	3	1:11.373	2:12.645
43	55.597	2:08.267	49	58.924	2:13.545	49	1:03.883	2:11.682	49	1:10.170	2:12.893	49	1:12.043	2:12.690

BRSCC Porsche 924 Championship
RACE 9 - GRID

ROW 6	49	Martin HALL		
ROW 5	43	Steve CHEETHAM	3	Mark MARSHALL
ROW 4	21	David HORNSEY	4	Adam CROFT
ROW 3	7	Alastair KIRKHAM	22	Andrew HANNINGTON
ROW 2	31	William PENROSE	30	Matthew UPCHURCH
ROW 1	25	Kamal KALSI	12	Matthew DAVIES
Pole				
				

Oulton Park International
Circuit Length = 2.6920 miles

These results are provisional until the conclusion of any judicial and technical matters.

Clerk of Course :		Timekeeper :
-------------------	--	--------------

Motorlawyers Fiat Racing Challenge

RACE 5 - CLASSIFICATION

POS	NO	CL	NAME	ENTRY	LAPS	TIME	GAP	DIFF	MPH	BEST	ON
1	2		Jason GREATREX	Fiat Punto HGT	9	19:44.710			73.62	2:08.844	4
2	11		Steve TWIST	Fiat Uno	9	19:45.176	0.466	0.466	73.59	2:08.797	9
3	49		Mark SNELLING	Fiat Uno	9	19:47.450	2.740	2.274	73.45	2:09.645	5
4	1		Simon MCFIE	Fiat Punto	9	19:53.980	9.270	6.530	73.05	2:10.377	5
5	22		Chris JAMES	Fiat Punto HGT	9	19:58.289	13.579	4.309	72.78	2:09.812	4
6	86		Mark SMITH	Fiat Uno	9	20:01.989	17.279	3.700	72.56	2:11.248	5
7	46		Kris GREATREX	Fiat Punto HGT	9	20:04.412	19.702	2.423	72.41	2:11.964	5
8	77		Thomas MELLING	Fiat Punto	9	20:11.711	27.001	7.299	71.98	2:11.351	5
9	4		Chris MCFIE	Fiat Uno	9	20:17.277	32.567	5.566	71.65	2:12.805	5
10	76		Simon EDWARDS	Fiat Uno	9	20:17.883	33.173	0.606	71.61	2:13.449	9
11	85		Nigel RALPHSON	Fiat Uno	9	20:24.694	39.984	6.811	71.21	2:14.511	9
12	47		Steve TOWNSEND	Fiat Punto	9	20:39.606	54.896	14.912	70.36	2:15.841	5
13	79		Roger ESP	Fiat Uno	9	21:41.578	1:56.868	1:01.972	67.01	2:21.602	7
14	16		Andrew BARRETT	Fiat Uno	9	21:47.752	2:03.042	6.174	66.69	2:18.330	9

FASTEST LAP

11	Steve TWIST	Fiat Uno	9	2:08.797	75.24 mph	121.09 kph
----	--------------------	----------	---	----------	-----------	------------

Weather / Track : Cloudy / Dry

These results are provisional until the conclusion of any judicial and technical matters.

Oulton Park International
Circuit Length = 2.6920 miles
Start: 15:01 End: 15:22

Clerk of Course :

Timekeeper :

Motorlawyers Fiat Racing Challenge

RACE 5 - LAP CHART


Lap 1			Lap 2			Lap 3			Lap 4			Lap 5		
No	Behind	Laptime	No	Behind	Laptime	No	Behind	Laptime	No	Behind	Laptime	No	Behind	Laptime
49		2:19.230	49		2:11.352	22		2:10.207	22		2:09.812	22		2:11.081
22	0.553	2:19.783	22	0.760	2:11.559	49	0.009	2:10.976	11	0.242	2:09.779	11	0.586	2:11.425
2	1.056	2:20.286	11	1.944	2:12.200	11	0.275	2:09.298	2	0.653	2:08.844	49	0.687	2:09.645
11	1.096	2:20.326	1	2.576	2:11.749	2	1.621	2:09.960	49	2.123	2:11.926	2	1.181	2:11.609
1	2.179	2:21.409	2	2.628	2:12.924	1	2.234	2:10.625	1	2.876	2:10.454	1	2.172	2:10.377
46	2.860	2:22.090	46	3.742	2:12.234	77	4.416	2:11.405	77	6.244	2:11.640	77	6.514	2:11.351
77	2.923	2:22.153	77	3.978	2:12.407	86	5.887	2:11.556	86	7.528	2:11.453	86	7.695	2:11.248
86	3.393	2:22.623	86	5.298	2:13.257	46	6.566	2:13.791	46	8.930	2:12.176	46	9.813	2:11.964
4	4.924	2:24.154	4	8.337	2:14.765	4	12.608	2:15.238	4	17.499	2:14.703	4	19.223	2:12.805
76	5.462	2:24.692	76	8.681	2:14.571	76	13.047	2:15.333	76	18.025	2:14.790	76	20.605	2:13.661
85	6.735	2:25.965	85	10.347	2:14.964	85	14.004	2:14.624	85	18.954	2:14.762	85	22.636	2:14.763
47	7.834	2:27.064	47	13.089	2:16.607	47	18.308	2:16.186	47	24.770	2:16.274	47	29.530	2:15.841
79	13.737	2:32.967	79	29.425	2:27.040	79	43.567	2:25.109	79	57.598	2:23.843	79	1:09.861	2:23.344
16	48.628	3:07.858	16	59.710	2:22.434	16	1:07.751	2:19.008	16	1:18.244	2:20.305	16	1:27.994	2:20.831

Motorlawyers Fiat Racing Challenge

RACE 5 - LAP CHART

Lap 6			Lap 7			Lap 8			Lap 9		
No	Behind	Laptime	No	Behind	Laptime	No	Behind	Laptime	No	Behind	Laptime
11		2:10.388	11		2:10.031	2		2:11.746	2		2:09.486
2	0.211	2:10.004	2	0.031	2:09.851	11	1.155	2:12.932	11	0.466	2:08.797
22	2.150	2:13.124	49	3.065	2:10.797	49	2.062	2:10.774	49	2.740	2:10.164
49	2.299	2:12.586	22	6.639	2:14.520	1	6.359	2:11.295	1	9.270	2:12.397
1	3.387	2:12.189	1	6.841	2:13.485	22	8.973	2:14.111	22	13.579	2:14.092
77	7.650	2:12.110	86	13.982	2:15.394	86	14.674	2:12.469	86	17.279	2:12.091
86	8.619	2:11.898	46	15.470	2:13.768	46	16.515	2:12.822	46	19.702	2:12.673
46	11.733	2:12.894	77	22.282	2:24.663	77	23.751	2:13.246	77	27.001	2:12.736
4	22.317	2:14.068	4	26.746	2:14.460	4	28.470	2:13.501	4	32.567	2:13.583
76	23.189	2:13.558	76	27.180	2:14.022	76	29.210	2:13.807	76	33.173	2:13.449
85	26.726	2:15.064	85	31.970	2:15.275	85	34.959	2:14.766	85	39.984	2:14.511
47	34.856	2:16.300	47	40.757	2:15.932	47	45.721	2:16.741	47	54.896	2:18.661
79	1:21.997	2:23.110	79	1:33.568	2:21.602	79	1:44.563	2:22.772	79	1:56.868	2:21.791
16	1:37.324	2:20.304	16	1:46.407	2:19.114	16	1:54.198	2:19.568	16	2:03.042	2:18.330

Motorlawyers Fiat Racing Challenge
RACE 10 - GRID

ROW 7	79 Roger ESP	16 Andrew BARRETT
ROW 6	85 Nigel RALPHSON	47 Steve TOWNSEND
ROW 5	4 Chris MCFIE	76 Simon EDWARDS
ROW 4	46 Kris GREATREX	77 Thomas MELLING
ROW 3	22 Chris JAMES	86 Mark SMITH
ROW 2	49 Mark SNELLING	1 Simon MCFIE
ROW 1	2 Jason GREATREX	11 Steve TWIST
Pole		
		

Oulton Park International
Circuit Length = 2.6920 miles

These results are provisional until the conclusion of any judicial and technical matters.

Clerk of Course :		Timekeeper :
-------------------	--	--------------

Moose Trophy

RACE 7 - CLASSIFICATION

POS	NO	CL	NAME	ENTRY	LAPS	TIME	GAP	DIFF	MPH	BEST	ON
1	11	B	Mike BENNETT	Swift SC93F	11	20:23.360			87.14	1:49.857	6
2	54	A	Douglas CROSBIE	Van Diemen RF00	11	20:30.594	7.234	7.234	86.62	1:50.287	5
3	7	A	Martin SHORT	Van Diemen RF00	11	20:30.734	7.374	0.140	86.61	1:49.753	4
4	13	B	Jeremy UNSWORTH	Swift .	11	20:49.711	26.351	18.977	85.30	1:51.611	2
5	91	A	John MURPHY	Van Diemen RF99	11	20:56.790	33.430	7.079	84.82	1:51.847	3
6	92	B	Mike DEVOY	Van Diemen RF92	11	21:00.345	36.985	3.555	84.58	1:53.053	2
7	29	A	Andy GOUGH	Ray GRS 07	11	21:13.298	49.938	12.953	83.72	1:54.001	7
8	46	D	Stuart DIX	Reynard Lightning	11	21:13.919	50.559	0.621	83.68	1:54.210	10
9	9	A	Jeff HODGSON	Van Diemen RF02	11	21:27.991	1:04.631	14.072	82.76	1:53.948	10
10	47	D	Philip NELSON	Van Diemen RF86	11	21:44.514	1:21.154	16.523	81.71	1:56.349	7
11	26	D	Mike MULLINS	Van Diemen RF86	10	20:33.339	1 lap	1 lap	78.57	2:01.599	3
12	23	B	Richard HALL	Van Diemen RF92	10	20:33.810	1 lap	0.471	78.54	2:01.264	9

NOT CLASSIFIED

DNF	111	D	Stuart SANDERS	Van Diemen RF86	10	19:26.794	1 lap		83.05	1:54.395	8
DNF	2	A	Simon KINSEY	Van Diemen RF01	6	11:31.739	5 laps	4 laps	84.06	1:50.377	4
DNF	8	A	David GAVAN	Van Diemen RF96	4	14:38.847	7 laps	2 laps	44.10	3:00.706	3
DNF	3	E	Colin WILLIAMS	PRS RH01	0						

FASTEST LAP

7	A	Martin SHORT	Van Diemen RF00	4	1:49.753	88.30 mph	142.10 kph
11	B	Mike BENNETT	Swift SC93F	6	1:49.857	88.21 mph	141.97 kph
46	D	Stuart DIX	Reynard Lightning	10	1:54.210	84.85 mph	136.56 kph
3	E	Colin WILLIAMS	PRS RH01	0		mph	kph

Weather / Track : Cloudy / Dry

These results are provisional until the conclusion of any judicial and technical matters.

Oulton Park International
Circuit Length = 2.6920 miles
Start: 16:12 End: 16:34

Clerk of Course :		Timekeeper :
-------------------	--	--------------

Moose Trophy

RACE 7 - LAP CHART

Lap 1			Lap 2			Lap 3			Lap 4			Lap 5		
No	Behind	Laptime	No	Behind	Laptime	No	Behind	Laptime	No	Behind	Laptime	No	Behind	Laptime
11		1:56.281	11		1:50.944	11		1:50.748	11		1:50.140	11		1:50.292
7	0.996	1:57.277	7	0.751	1:50.699	7	0.784	1:50.781	7	0.397	1:49.753	7	0.609	1:50.504
2	1.120	1:57.401	2	0.977	1:50.801	2	1.008	1:50.779	2	1.245	1:50.377	2	1.523	1:50.570
54	1.673	1:57.954	54	1.531	1:50.802	54	1.698	1:50.915	54	2.098	1:50.540	54	2.093	1:50.287
13	2.749	1:59.030	13	3.416	1:51.611	13	4.998	1:52.330	13	7.424	1:52.566	91	10.557	1:53.096
91	3.250	1:59.531	91	4.264	1:51.958	91	5.363	1:51.847	91	7.753	1:52.530	13	10.684	1:53.552
92	4.039	2:00.320	92	6.148	1:53.053	92	8.928	1:53.528	92	13.073	1:54.285	92	16.478	1:53.697
111	5.923	2:02.204	111	10.324	1:55.345	111	14.788	1:55.212	9	20.068	1:54.955	9	24.384	1:54.608
9	6.302	2:02.583	9	10.623	1:55.265	9	15.253	1:55.378	111	20.664	1:56.016	111	25.131	1:54.759
29	6.982	2:03.263	29	11.214	1:55.176	29	16.589	1:56.123	29	21.166	1:54.717	46	25.502	1:54.253
46	7.169	2:03.450	46	11.450	1:55.225	46	16.969	1:56.267	46	21.541	1:54.712	29	26.016	1:55.142
47	8.953	2:05.234	47	15.892	1:57.883	47	24.319	1:59.175	47	31.743	1:57.564	47	38.764	1:57.313
26	12.934	2:09.215	26	23.908	2:01.918	26	34.759	2:01.599	26	46.417	2:01.798	26	58.106	2:01.981
23	17.900	2:14.181	23	29.913	2:02.957	23	41.751	2:02.586	23	53.843	2:02.232	23	1:05.433	2:01.882
						8	2 LAPS	6:40.744	8	2 LAPS	2:19.350 P			

Moose Trophy

RACE 7 - LAP CHART

Lap 6			Lap 7			Lap 8			Lap 9			Lap 10		
No	Behind	Laptime	No	Behind	Laptime	No	Behind	Laptime	No	Behind	Laptime	No	Behind	Laptime
11		1:49.857	11		1:50.488	11		1:50.379	11		1:50.639	11		1:51.321
54	5.180	1:52.944	54	5.076	1:50.384	54	5.291	1:50.594	54	5.767	1:51.115	26	1 LAP	2:02.095
7	6.046	1:55.294	7	6.436	1:50.878	7	5.938	1:49.881	7	5.891	1:50.592	23	1 LAP	2:01.264
13	14.720	1:53.893	13	17.797	1:53.565	13	20.613	1:53.195	13	23.336	1:53.362	54	6.457	1:52.011
91	14.955	1:54.255	91	18.045	1:53.578	91	20.991	1:53.325	91	30.479	2:00.127	7	6.630	1:52.060
92	22.076	1:55.455	92	26.582	1:54.994	92	29.984	1:53.781	92	32.883	1:53.538	13	24.684	1:52.669
2	23.477	2:11.811 P	9	34.273	1:54.636	9	38.283	1:54.389	9	42.500	1:54.856	91	32.775	1:53.617
9	30.125	1:55.598	46	34.365	1:54.335	29	38.848	1:54.309	29	42.646	1:54.437	92	35.070	1:53.508
46	30.518	1:54.873	29	34.918	1:54.001	46	39.027	1:55.041	46	43.424	1:55.036	9	45.127	1:53.948
29	31.405	1:55.246	111	38.248	1:55.133	111	42.264	1:54.395	111	49.856	1:58.231	29	45.431	1:54.106
111	33.603	1:58.329	47	53.301	1:56.349	47	1:00.125	1:57.203	47	1:08.241	1:58.755	46	46.313	1:54.210
47	47.440	1:58.533	26	1:27.112	2:05.221	26	1:39.875	2:03.142				111	55.705	1:57.170
8	3 LAPS	3:00.706 P	23	1:30.777	2:02.447	23	1:42.115	2:01.717				47	1:15.077	1:58.157
26	1:12.379	2:04.130	8	3 LAPS	2:38.047 P									
23	1:18.818	2:03.242												

Moose Trophy

RACE 7 - LAP CHART

Lap 11		
No	Behind	Laptime
11		1:52.271
54	7.234	1:53.048
7	7.374	1:53.015
26	1 LAP	2:02.240
23	1 LAP	2:01.302
13	26.351	1:53.938
91	33.430	1:52.926
92	36.985	1:54.186
29	49.938	1:56.778
46	50.559	1:56.517
9	1:04.631	2:11.775
47	1:21.154	1:58.348

Race.tv Open Sportscar Series

RACE 8 - CLASSIFICATION

POS	NO	CL	NAME	ENTRY	LAPS	TIME	GAP	DIFF	MPH	BEST	ON
1	4	A	Alan HOGG	Jade 2	12	19:54.142			97.38	1:36.852	11
2	29	C	Jon-Paul IVEY	Radical PR6	12	21:03.156	1:09.014	1:09.014	92.06	1:44.581	2
3	20	B	Andrew BENTLEY	ADR3 CN	12	21:04.053	1:09.911	0.897	92.00	1:44.256	2
4	8	B	Robin BROWN	Radical Prosport	12	21:04.185	1:10.043	0.132	91.99	1:43.073	10
5	6	B	Christopher LAKE	Ligier/Zero JS49	12	21:17.494	1:23.352	13.309	91.03	1:45.482	7
6	17	D	Peter COOMBS	Coombs Sport	10	20:07.109	2 laps	2 laps	80.28	1:56.816	10
7	21	E	Kevin GOATER	Kelforms Retoga	10	20:34.721	2 laps	27.612	78.48	1:55.504	5

NOT CLASSIFIED

DNF	88	A	Steve GRIFFITHS	Chrysler Jade	2	3:43.333	10 laps	8 laps	86.78	1:51.952	1
-----	----	---	------------------------	---------------	---	----------	----------------	--------	-------	----------	---

FASTEST LAP

4	A	Alan HOGG	Jade 2	11	1:36.852	100.06 mph	161.03 kph
8	B	Robin BROWN	Radical Prosport	10	1:43.073	94.02 mph	151.31 kph
29	C	Jon-Paul IVEY	Radical PR6	2	1:44.581	92.66 mph	149.13 kph
21	E	Kevin GOATER	Kelforms Retoga	5	1:55.504	83.90 mph	135.03 kph
17	D	Peter COOMBS	Coombs Sport	10	1:56.816	82.96 mph	133.51 kph

Weather / Track : Cloudy / Dry

These results are provisional until the conclusion of any judicial and technical matters.

Oulton Park International
Circuit Length = 2.6920 miles
Start: 16:52 End: 17:14

Clerk of Course :

Timekeeper :

Race.tv Open Sportscar Series

RACE 8 - LAP CHART

Lap 1			Lap 2			Lap 3			Lap 4			Lap 5		
No	Behind	Laptime	No	Behind	Laptime	No	Behind	Laptime	No	Behind	Laptime	No	Behind	Laptime
4		1:41.656	4		1:37.678	4		1:37.502	4		1:52.031	4		1:38.637
29	6.277	1:47.933	29	13.180	1:44.581	29	20.563	1:44.885	29	13.118	1:44.586	29	20.097	1:45.616
20	8.172	1:49.828	20	14.750	1:44.256	20	21.903	1:44.655	20	14.816	1:44.944	20	20.814	1:44.635
6	9.016	1:50.672	6	17.560	1:46.222	6	27.602	1:47.544	6	21.259	1:45.688	6	28.141	1:45.086
8	9.366	1:51.022	8	17.674	1:45.986	8	27.993	1:47.821	8	21.692	1:45.730	6	28.305	1:45.683
88	10.296	1:51.952	88	23.999	1:51.381 P	21	1:12.019	1:56.146	21	1:16.806	1:56.818	21	1:33.673	1:55.504
17	28.001	2:09.657	21	53.375	2:02.737	17	1:16.627	2:00.519	17	1:24.433	1:59.837			
21	28.316	2:09.972	17	53.610	2:03.287									

Race.tv Open Sportscar Series

RACE 8 - LAP CHART

Lap 6			Lap 7			Lap 8			Lap 9			Lap 10		
No	Behind	Laptime	No	Behind	Laptime	No	Behind	Laptime	No	Behind	Laptime	No	Behind	Laptime
4		1:39.466	4		1:39.281	4		1:37.997	4		1:37.724	4		1:37.255
17	1 LAP	1:59.838	21	1 LAP	1:58.017	21	1 LAP	1:56.148	29	45.580	1:44.983	29	53.721	1:45.396
29	25.459	1:44.828	17	1 LAP	1:59.162	29	38.321	1:44.934	20	45.956	1:44.812	20	54.286	1:45.585
20	26.121	1:44.773	29	31.384	1:45.206	20	38.868	1:45.201	8	50.000	1:43.934	8	55.818	1:43.073
8	32.759	1:44.084	20	31.664	1:44.824	8	43.790	1:44.156	6	56.558	1:45.816	6	1:05.627	1:46.324
6	34.570	1:45.731	8	37.631	1:44.153	6	48.466	1:45.692	17	1 LAP	1:58.437	17	1 LAP	1:58.860
			6	40.771	1:45.482	17	1 LAP	2:00.696	21	1 LAP	2:18.599			

Race.tv Open Sportscar Series

RACE 8 - LAP CHART

Lap 11			Lap 12		
No	Behind	Laptime	No	Behind	Laptime
4		1:36.852	4		1:38.063
21	2 LAPS	2:13.056	17	2 LAPS	1:56.816
29	1:01.943	1:45.074	21	2 LAPS	2:07.724
20	1:02.472	1:45.038	29	1:09.014	1:45.134
8	1:02.612	1:43.646	20	1:09.911	1:45.502
6	1:15.023	1:46.248	8	1:10.043	1:45.494
			6	1:23.352	1:46.392

BRSCC Porsche 924 Championship

RACE 9 - CLASSIFICATION

POS	NO	CL	NAME	ENTRY	LAPS	TIME	GAP	DIFF	MPH	BEST	ON
1	25		Kamal KALSI	Porsche 924	10	21:10.277			76.29	2:05.796	6
2	31		William PENROSE	Porsche 924	10	21:10.813	0.536	0.536	76.26	2:05.643	6
3	12		Matthew DAVIES	Porsche 924	10	21:18.393	8.116	7.580	75.80	2:05.776	4
4	43		Steve CHEETHAM	Porsche 924	10	21:29.105	18.828	10.712	75.17	2:06.557	7
5	7		Alastair KIRKHAM	Porsche 924	10	21:43.269	32.992	14.164	74.36	2:07.190	5
6	21		David HORNSEY	Porsche 924	10	21:46.205	35.928	2.936	74.19	2:08.445	4
7	22		Andrew HANNINGTON	Porsche 924	10	21:47.931	37.654	1.726	74.09	2:08.511	3
8	4		Adam CROFT	Porsche 924	10	21:49.310	39.033	1.379	74.01	2:09.033	7
9	49		Martin HALL	Porsche 924	10	21:49.600	39.323	0.290	74.00	2:08.927	7
10	3		Mark MARSHALL	Porsche 924	10	23:07.773	1:57.496	1:18.173	69.83	2:10.397	2
11	66		Nico FERRARI	Porsche 924	9	21:53.275	1 lap	1 lap	66.41	2:10.481	9
NOT CLASSIFIED											
DNF	30		Matthew UPCHURCH	Porsche 924	7	14:51.853	3 laps	2 laps	76.06	2:05.355	4
FASTEST LAP											
	30		Matthew UPCHURCH	Porsche 924	4	2:05.355			77.31 mph	124.41 kph	

Weather / Track : Cloudy / Dry

These results are provisional until the conclusion of any judicial and technical matters.

Oulton Park International
Circuit Length = 2.6920 miles
Start: 17:21 End: 17:45

Clerk of Course :

Timekeeper :

BRSCC Porsche 924 Championship

RACE 9 - LAP CHART

Lap 1			Lap 2			Lap 3			Lap 4			Lap 5		
No	Behind	Laptime	No	Behind	Laptime	No	Behind	Laptime	No	Behind	Laptime	No	Behind	Laptime
25		2:12.669	25		2:06.685	31		2:05.730	31		2:06.098	31		2:06.244
31	1.650	2:14.319	31	0.684	2:05.719	25	0.461	2:06.875	25	0.745	2:06.382	25	0.456	2:05.955
12	1.943	2:14.612	12	1.854	2:06.596	12	1.817	2:06.377	12	1.495	2:05.776	12	1.245	2:05.994
30	2.276	2:14.945	30	2.379	2:06.788	30	2.450	2:06.485	30	1.707	2:05.355	30	1.566	2:06.103
7	3.602	2:16.271	7	4.363	2:07.446	7	5.400	2:07.451	7	6.769	2:07.467	7	7.715	2:07.190
22	4.786	2:17.455	22	6.665	2:08.564	22	8.762	2:08.511	43	11.877	2:08.610	43	12.342	2:06.709
43	6.040	2:18.709	43	7.050	2:07.695	43	9.365	2:08.729	22	12.189	2:09.525	22	15.712	2:09.767
21	6.445	2:19.114	21	8.635	2:08.875	21	10.869	2:08.648	21	13.216	2:08.445	21	15.732	2:08.760
4	7.493	2:20.162	4	10.734	2:09.926	4	13.904	2:09.584	4	17.862	2:10.056	4	21.690	2:10.072
49	8.891	2:21.560	49	11.797	2:09.591	49	15.121	2:09.738	49	18.717	2:09.694	49	22.322	2:09.849
3	9.247	2:21.916	3	12.959	2:10.397	3	17.734	2:11.189	3	33.684	2:22.048	3	39.651	2:12.211
66	52.176	3:04.845	66	59.538	2:14.047	66	1:05.348	2:12.224	66	1:10.346	2:11.096	66	1:25.959	2:21.857 P

BRSCC Porsche 924 Championship

RACE 9 - LAP CHART

Lap 6			Lap 7			Lap 8			Lap 9			Lap 10		
No	Behind	Laptime	No	Behind	Laptime	No	Behind	Laptime	No	Behind	Laptime	No	Behind	Laptime
31		2:05.643	31		2:05.933	31		2:06.002	31		2:07.311	25		2:06.441
25	0.609	2:05.796	25	0.558	2:05.882	25	0.604	2:06.048	25	0.837	2:07.544	31	0.536	2:07.814
12	1.673	2:06.071	12	2.120	2:06.380	12	4.765	2:08.647	12	5.279	2:07.825	12	8.116	2:10.115
30	2.406	2:06.483	30	2.167	2:05.694	7	15.596	2:08.709	43	17.468	2:08.859	43	18.828	2:08.638
7	10.365	2:08.293	7	12.889	2:08.457	43	15.920	2:07.755	22	31.183	2:09.749	7	32.992	2:08.794
43	13.543	2:06.844	43	14.167	2:06.557	21	28.627	2:10.573	7	31.476	2:23.191	21	35.928	2:11.170
21	19.770	2:09.681	21	24.056	2:10.219	22	28.745	2:08.828	21	32.036	2:10.720	22	37.654	2:13.749
22	22.823	2:12.754	22	25.919	2:09.029	4	33.715	2:11.138	4	36.828	2:10.424	4	39.033	2:09.483
4	25.479	2:09.432	66	1 LAP	3:12.615 P	49	33.969	2:10.514	49	37.427	2:10.769	49	39.323	2:09.174
49	26.463	2:09.784	4	28.579	2:09.033	66	1 LAP	2:14.605	66	1 LAP	2:11.505	66	1 LAP	2:10.481
3	45.499	2:11.491	49	29.457	2:08.927	3	1:01.062	2:16.330	3	1:32.353	2:38.602	3	1:57.496	2:32.421
			3	50.734	2:11.168									

Motorlawyers Fiat Racing Challenge

RACE 10 - CLASSIFICATION

POS	NO	CL	NAME	ENTRY	LAPS	TIME	GAP	DIFF	MPH	BEST	ON
1	2		Jason GREATREX	Fiat Punto HGT	10	21:40.361			74.52	2:07.540	3
2	11		Steve TWIST	Fiat Uno	10	21:48.450	8.089	8.089	74.06	2:08.409	3
3	1		Simon MCFIE	Fiat Punto	10	21:50.546	10.185	2.096	73.94	2:09.327	3
4	77		Thomas MELLING	Fiat Punto	10	22:00.281	19.920	9.735	73.40	2:10.360	6
5	49		Mark SNELLING	Fiat Uno	10	22:00.332	19.971	0.051	73.40	2:09.862	5
6	86		Mark SMITH	Fiat Uno	10	22:04.874	24.513	4.542	73.14	2:11.042	3
7	46		Kris GREATREX	Fiat Punto HGT	10	22:10.629	30.268	5.755	72.83	2:10.438	4
8	4		Chris MCFIE	Fiat Uno	10	22:21.202	40.841	10.573	72.25	2:12.444	6
9	76		Simon EDWARDS	Fiat Uno	10	22:25.253	44.892	4.051	72.04	2:12.604	7
10	85		Nigel RALPHSON	Fiat Uno	10	22:34.989	54.628	9.736	71.52	2:12.720	3
11	16		Andrew BARRETT	Fiat Uno	10	22:36.402	56.041	1.413	71.44	2:12.545	7
12	79		Roger ESP	Fiat Uno	10	23:52.494	2:12.133	1:16.092	67.65	2:20.730	10
NOT CLASSIFIED											
DNF	47		Steve TOWNSEND	Fiat Punto	7	16:25.472	3 laps	3 laps	68.83	2:15.399	2
DNF	22		Chris JAMES	Fiat Punto HGT	5	11:21.820	5 laps	2 laps	71.06	2:10.924	3
FASTEST LAP											
	2		Jason GREATREX	Fiat Punto HGT	3	2:07.540			75.98 mph	122.28 kph	

Weather / Track : Cloudy / Dry

These results are provisional until the conclusion of any judicial and technical matters.

Oulton Park International
Circuit Length = 2.6920 miles
Start: 18:03 End: 18:26

Clerk of Course :		Timekeeper :
-------------------	--	--------------

Motorlawyers Fiat Racing Challenge

RACE 10 - LAP CHART

Lap 1			Lap 2			Lap 3			Lap 4			Lap 5		
No	Behind	Laptime	No	Behind	Laptime	No	Behind	Laptime	No	Behind	Laptime	No	Behind	Laptime
11		2:15.642	11		2:08.659	11		2:08.409	11		2:08.544	2		2:09.382
2	1.718	2:17.360	2	1.973	2:08.914	2	1.104	2:07.540	2	0.440	2:07.880	11	1.888	2:11.710
1	2.238	2:17.880	1	3.914	2:10.335	1	4.832	2:09.327	1	6.882	2:10.594	1	7.413	2:10.353
77	3.208	2:18.850	77	5.102	2:10.553	77	7.404	2:10.711	77	9.556	2:10.696	77	10.760	2:11.026
49	4.062	2:19.704	49	7.090	2:11.687	49	9.198	2:10.517	49	11.675	2:11.021	49	11.715	2:09.862
86	5.814	2:21.456	86	8.316	2:11.161	86	10.949	2:11.042	86	14.274	2:11.869	86	15.718	2:11.266
22	6.035	2:21.677	22	8.909	2:11.533	22	11.424	2:10.924	46	14.404	2:10.438	46	16.703	2:12.121
46	6.635	2:22.277	46	10.295	2:12.319	46	12.510	2:10.624	22	19.607	2:16.727	4	25.086	2:12.892
4	7.799	2:23.441	4	12.394	2:13.254	4	17.800	2:13.815	4	22.016	2:12.760	76	26.300	2:13.127
76	8.447	2:24.089	76	13.528	2:13.740	76	18.353	2:13.234	76	22.995	2:13.186	16	27.754	2:13.306
16	9.355	2:24.997	16	14.168	2:13.472	16	18.811	2:13.052	85	24.119	2:13.340	85	29.440	2:15.143
85	10.071	2:25.713	85	15.012	2:13.600	85	19.323	2:12.720	16	24.270	2:14.003	22	30.744	2:20.959 P
47	10.984	2:26.626	47	17.724	2:15.399	47	27.218	2:17.903	47	37.894	2:19.220	47	46.873	2:18.801
79	18.809	2:34.451	79	32.401	2:22.251	79	47.921	2:23.929	79	1:01.484	2:22.107	79	1:14.623	2:22.961

Motorlawyers Fiat Racing Challenge

RACE 10 - LAP CHART

Lap 6			Lap 7			Lap 8			Lap 9			Lap 10		
No	Behind	Laptime	No	Behind	Laptime	No	Behind	Laptime	No	Behind	Laptime	No	Behind	Laptime
2		2:09.358	2		2:08.550	2		2:09.144	2		2:09.930	2		2:12.303
11	1.129	2:08.599	11	2.759	2:10.180	11	4.558	2:10.943	11	6.164	2:11.536	11	8.089	2:14.228
1	7.905	2:09.850	1	9.487	2:10.132	1	11.343	2:11.000	1	11.426	2:10.013	1	10.185	2:11.062
77	11.762	2:10.360	77	14.421	2:11.209	49	17.122	2:11.565	49	17.775	2:10.583	77	19.920	2:12.392
49	12.710	2:10.353	49	14.701	2:10.541	77	17.981	2:12.704	77	19.831	2:11.780	49	19.971	2:14.499
86	18.056	2:11.696	86	20.740	2:11.234	86	23.095	2:11.499	86	25.032	2:11.867	86	24.513	2:11.784
46	19.678	2:12.333	46	23.308	2:12.180	46	26.962	2:12.798	46	30.155	2:13.123	46	30.268	2:12.416
4	28.172	2:12.444	4	32.564	2:12.942	4	36.195	2:12.775	4	39.581	2:13.316	4	40.841	2:13.563
76	30.482	2:13.540	76	34.536	2:12.604	76	39.838	2:14.446	76	43.787	2:13.879	76	44.892	2:13.408
16	30.946	2:12.550	16	34.941	2:12.545	85	45.839	2:15.258	85	52.019	2:16.110	85	54.628	2:14.912
85	33.848	2:13.766	85	39.725	2:14.427	16	51.521	2:25.724	16	54.885	2:13.294	16	56.041	2:13.459
47	55.393	2:17.878	47	1:16.488	2:29.645 P	79	1:51.911	2:21.439	79	2:03.706	2:21.725	79	2:12.133	2:20.730
79	1:26.945	2:21.680	79	1:39.616	2:21.221									

Ma5da MX5 Championship

RACE 6 - CLASSIFICATION

POS	NO	CL	NAME	ENTRY	LAPS	TIME	GAP	DIFF	MPH	BEST	ON
1	2		Tom ROCHE	Mazda MX5	9	21:26.431			67.80	2:07.793	3
2	33		Robert BOSTON	Mazda MX5	9	21:26.950	0.519	0.519	67.77	2:07.940	4
3	1		Jonathan GREENSMITH	Mazda MX5	9	21:27.219	0.788	0.269	67.75	2:08.052	7
4	99		Jonathan BLAKE	Mazda MX5	9	21:32.595	6.164	5.376	67.47	2:09.177	7
5	51		Ben ROBINSON	Mazda MX5	9	21:32.747	6.316	0.152	67.47	2:09.204	8
6	81		Richard BRELAND	Mazda MX5	9	21:33.501	7.070	0.754	67.43	2:09.479	7
7	18		Paul SHEARD	Mazda MX5	9	21:34.816	8.385	1.315	67.36	2:09.042	9
8	10		Steve GREENSMITH	Mazda MX5	9	21:37.842	11.411	3.026	67.20	2:09.541	8
9	56		Chris ROWLINSON	Mazda MX5	9	21:38.653	12.222	0.811	67.16	2:09.786	8
10	32		Charles PLUMLEY	Mazda MX5	9	21:39.332	12.901	0.679	67.12	2:09.815	9
11	55		Martin STEVINSON	Mazda MX5	9	21:39.594	13.163	0.262	67.11	2:09.745	9
12	69		Matt ROBINSON	Mazda MX5	9	21:40.769	14.338	1.175	67.05	2:09.488	9
13	88		Simon McALPINE	Mazda MX5	9	21:41.518	15.087	0.749	67.01	2:09.594	9
14	96		Mark PIERPOINT	Mazda MX5	9	21:43.249	16.818	1.731	66.92	2:10.929	9
15	11		Ryan CEFFERTY	Mazda MX5	9	21:45.781	19.350	2.532	66.79	2:10.399	7
16	46		Graham GROVE	Mazda MX5	9	21:46.191	19.760	0.410	66.77	2:10.440	7
17	7		Kevin MIDDLETON	Mazda MX5	9	21:56.346	29.915	10.155	66.26	2:13.053	7
18	5		Doug BENTLEY	Mazda MX5	9	21:56.532	30.101	0.186	66.25	2:12.497	7
19	14		James MAXFIELD	Mazda MX5	9	21:56.829	30.398	0.297	66.23	2:12.624	6
20	20		Chris LOVETT	Mazda MX5	9	21:56.881	30.450	0.052	66.23	2:11.794	8
21	23		Martin TOLLEY	Mazda MX5	9	22:11.033	44.602	14.152	65.52	2:13.532	3
22	22		Scott FERGUSON	Mazda MX5	9	22:14.429	47.998	3.396	65.36	2:15.248	3
23	17		Nick GILFILLAN	Mazda MX5	9	22:14.560	48.129	0.131	65.35	2:14.548	8
24	42		Carl NEWTON	Mazda MX5	9	22:23.228	56.797	8.668	64.93	2:12.522	3
25	19		Angus ASHTON	Mazda MX5	9	22:24.248	57.817	1.020	64.88	2:15.309	8
26	3		Craig JOHNS	Mazda MX5	9	22:29.331	1:02.900	5.083	64.64	2:13.854	6
27	52		Christopher KARRAS	Mazda MX5	9	22:34.898	1:08.467	5.567	64.37	2:18.966	7
28	8		Phillippe RETOURNE	Mazda MX5	9	22:57.564	1:31.133	22.666	63.31	2:22.784	9

NOT CLASSIFIED

DNF	50		Andy COOMBS	Mazda MX5	5	13:06.212	4 laps	4 laps	61.63	2:10.605	2
DNF	13		Scott LEACH	Mazda MX5	4	9:47.281	5 laps	1 lap	66.00	2:14.890	3
DNF	6		Alyn ROBSON	Mazda MX5	3	6:40.330	6 laps	1 lap	72.62	2:11.115	2
DNF	44		Salvatore BIVONA	Mazda MX5	2	4:50.071	7 laps	1 lap	66.82	2:18.005	2
DNF	24		Derek BROOK	Mazda MX5	2	4:53.233	7 laps	3.162	66.09	2:19.816	2
DNF	25		Justin NEWNAM	Mazda MX5	0						

FASTEST LAP

2	Tom ROCHE	Mazda MX5	3	2:07.793	75.83 mph	122.04 kph
---	-----------	-----------	---	----------	-----------	------------

Weather / Track : Cloudy / Dry

These results are provisional until the conclusion of any judicial and technical matters.

Oulton Park International
Circuit Length = 2.6920 miles
Start: 15:32 End: 15:55

Clerk of Course :		Timekeeper :	
-------------------	--	--------------	--

Ma5da MX5 Championship

RACE 6 - LAP CHART

Lap 1			Lap 2			Lap 3			Lap 4			Lap 5		
No	Behind	Laptime	No	Behind	Laptime	No	Behind	Laptime	No	Behind	Laptime	No	Behind	Laptime
33		2:13.118	1		2:08.212	2		2:07.793	2		2:08.114	2		4:13.870
1	0.606	2:13.724	2	0.435	2:08.370	1	0.113	2:08.341	33	0.226	2:07.940	33	0.383	4:14.027
2	0.883	2:14.001	33	0.540	2:09.358	33	0.400	2:08.088	1	0.278	2:08.279	1	0.464	4:14.056
99	3.661	2:16.779	18	6.146	2:10.976	99	9.877	2:11.768	99	12.746	2:10.983	99	1.446	4:02.570
18	3.988	2:17.106	6	6.325	2:11.115	51	10.147	2:11.616	51	13.006	2:10.973	51	1.852	4:02.716
6	4.028	2:17.146	99	6.337	2:11.494	6	10.166	2:12.069	81	14.327	2:12.176	81	2.009	4:01.552
51	4.150	2:17.268	51	6.759	2:11.427	81	10.265	2:11.204	32	15.088	2:12.357	32	2.065	4:00.847
56	4.769	2:17.887	56	7.128	2:11.177	56	10.497	2:11.597	10	16.138	2:13.107	10	2.545	4:00.277
81	5.290	2:18.408	81	7.289	2:10.817	32	10.845	2:11.471	55	16.605	2:13.096	55	2.632	3:59.897
32	5.531	2:18.649	32	7.602	2:10.889	10	11.145	2:11.539	56	17.396	2:15.013	56	2.794	3:59.268
10	6.237	2:19.355	10	7.834	2:10.415	55	11.623	2:11.413	96	18.366	2:14.234	96	3.342	3:58.846
96	6.518	2:19.636	55	8.438	2:10.276	96	12.246	2:11.810	18	19.085	2:12.663	18	3.852	3:58.637
55	6.980	2:20.098	96	8.664	2:10.964	50	12.467	2:10.703	50	19.999	2:15.646	11	7.679	3:57.991
50	8.205	2:21.323	50	9.992	2:10.605	18	14.536	2:16.618	11	23.558	2:13.842	69	7.714	3:57.924
46	10.275	2:23.393	46	13.202	2:11.745	11	17.830	2:12.503	69	23.660	2:13.041	46	7.854	3:57.093
11	10.644	2:23.762	11	13.555	2:11.729	46	17.983	2:13.009	46	24.631	2:14.762	88	7.972	3:50.206
13	12.174	2:25.292	69	15.952	2:11.382	69	18.733	2:11.009	88	31.636	2:14.273	7	8.620	3:49.386
14	12.462	2:25.580	88	18.372	2:12.637	7	24.048	2:13.611	7	33.104	2:17.170	14	9.570	3:50.069
5	13.174	2:26.292	14	18.525	2:14.881	14	25.181	2:14.884	14	33.371	2:16.304	5	10.713	3:50.645
69	13.388	2:26.506	7	18.665	2:13.923	88	25.477	2:15.333	5	33.938	2:15.844	20	12.501	3:51.524
20	13.500	2:26.618	5	20.991	2:16.635	5	26.208	2:13.445	20	34.847	2:16.190	22	13.491	3:47.271
7	13.560	2:26.678	13	21.283	2:17.927	20	26.771	2:13.081	22	40.090	2:18.569	50	14.064	4:07.935 P
88	14.553	2:27.671	20	21.918	2:17.236	13	27.945	2:14.890	17	40.492	2:18.740	23	14.702	3:47.731
22	15.144	2:28.262	22	22.615	2:16.289	22	29.635	2:15.248	23	40.841	2:15.698	17	14.702	3:48.080
17	15.688	2:28.806	17	23.085	2:16.215	17	29.866	2:15.009	42	41.137	2:14.017	42	16.325	3:49.058
44	18.948	2:32.066	3	27.681	2:15.806	23	33.257	2:13.532	3	42.004	2:15.419	3	17.378	3:49.244
24	20.299	2:33.417	23	27.953	2:14.613	3	34.699	2:15.246	19	1:05.034	2:28.048	52	22.768	3:31.260
3	20.693	2:33.811	44	28.135	2:18.005	42	35.234	2:12.522	52	1:05.378	2:27.569	19	24.500	3:33.336
52	21.605	2:34.723	42	30.940	2:17.139	19	45.100	2:21.673	13	1:09.003	2:49.172 P	8	26.338	3:10.825
23	22.158	2:35.276	24	31.297	2:19.816	52	45.923	2:20.539	8	1:29.383	2:32.914			
19	22.349	2:35.467	19	31.655	2:18.124	8	1:04.583	2:25.988						
42	22.619	2:35.737	52	33.612	2:20.825									
8	27.923	2:41.041	8	46.823	2:27.718									

Oulton Park International
 Circuit Length = 2.6920 miles
 Start: 15:32 End: 15:55

Weather / Track : Cloudy / Dry

Ma5da MX5 Championship

RACE 6 - LAP CHART

Lap 6			Lap 7			Lap 8			Lap 9		
No	Behind	Laptime	No	Behind	Laptime	No	Behind	Laptime	No	Behind	Laptime
2		2:09.006	2		2:08.260	2		2:08.515	2		2:08.502
1	0.308	2:08.850	1	0.100	2:08.052	1	0.213	2:08.628	33	0.519	2:08.732
33	0.414	2:09.037	33	0.338	2:08.184	33	0.289	2:08.466	1	0.788	2:09.077
99	2.455	2:10.015	99	3.372	2:09.177	99	4.440	2:09.583	99	6.164	2:10.226
51	2.920	2:10.074	51	4.025	2:09.365	51	4.714	2:09.204	51	6.316	2:10.104
81	3.271	2:10.268	81	4.490	2:09.479	81	5.541	2:09.566	81	7.070	2:10.031
32	4.425	2:11.366	18	7.122	2:10.464	18	7.845	2:09.238	18	8.385	2:09.042
56	4.515	2:10.727	10	9.296	2:12.343	10	10.322	2:09.541	10	11.411	2:09.591
18	4.918	2:10.072	56	9.545	2:13.290	56	10.816	2:09.786	56	12.222	2:09.908
10	5.213	2:11.674	32	9.704	2:13.539	32	11.588	2:10.399	32	12.901	2:09.815
96	6.380	2:12.044	55	10.124	2:11.829	55	11.920	2:10.311	55	13.163	2:09.745
55	6.555	2:12.929	96	10.204	2:12.084	69	13.352	2:10.055	69	14.338	2:09.488
69	9.703	2:10.995	69	11.812	2:10.369	88	13.995	2:10.187	88	15.087	2:09.594
88	9.875	2:10.909	88	12.323	2:10.708	96	14.391	2:12.702	96	16.818	2:10.929
11	11.294	2:12.621	11	13.433	2:10.399	11	16.303	2:11.385	11	19.350	2:11.549
46	11.665	2:12.817	46	13.845	2:10.440	46	17.363	2:12.033	46	19.760	2:10.899
7	12.763	2:13.149	7	17.556	2:13.053	7	23.454	2:14.413	7	29.915	2:14.963
14	13.188	2:12.624	14	17.765	2:12.837	14	23.784	2:14.534	5	30.101	2:14.424
5	14.284	2:12.577	5	18.521	2:12.497	5	24.179	2:14.173	14	30.398	2:15.116
20	16.690	2:13.195	20	21.233	2:12.803	20	24.512	2:11.794	20	30.450	2:14.440
22	20.853	2:16.368	23	27.279	2:14.511	23	33.697	2:14.933	23	44.602	2:19.407
23	21.028	2:15.332	42	29.183	2:15.920	42	36.462	2:15.794	22	47.998	2:17.310
42	21.523	2:14.204	17	30.892	2:17.303	17	36.925	2:14.548	17	48.129	2:19.706
17	21.849	2:16.153	3	31.400	2:17.434	3	37.469	2:14.584	42	56.797	2:28.837
3	22.226	2:13.854	22	32.351	2:19.758	22	39.190	2:15.354	19	57.817	2:17.362
19	33.011	2:17.517	19	42.163	2:17.412	19	48.957	2:15.309	3	1:02.900	2:33.933
52	33.111	2:19.349	52	43.817	2:18.966	52	54.661	2:19.359	52	1:08.467	2:22.308
8	43.117	2:25.785	8	1:01.110	2:26.253	8	1:16.851	2:24.256	8	1:31.133	2:22.784