



# CATERHAM MOTORSPORT RACE DAY

**Oulton Park International**

**4th September 2010**



Results Provided by Timing Solutions Ltd  
[www.tsl-timing.com](http://www.tsl-timing.com)

# BULLETIN 1 - CATERHAM MOTORSPORT RACE DAY

## Avon Tyres Caterham Roadsport B Championship QUALIFYING - RACE 1 - CLASSIFICATION

POS	NO	CL	NAME	ENTRY	TIME	ON	LAPS	GAP	DIFF	MPH
1	42		<b>Ben WHIBLEY</b>	Caterham Roadsport	<b>1:59.920</b>	9	9			80.81
2	12		<b>Reece SOMERFIELD</b>	Caterham Roadsport	<b>1:59.959</b>	7	9	<b>0.039</b>	0.039	80.78
3	32		<b>Lee WIGGINS</b>	Caterham Roadsport	<b>1:59.978</b>	9	9	<b>0.058</b>	0.019	80.77
4	3		<b>Martin ADDISON</b>	Caterham Roadsport	<b>2:00.057</b>	9	9	<b>0.137</b>	0.079	80.72
5	20		<b>Steve DAY</b>	Caterham Roadsport	<b>2:00.317</b>	7	9	<b>0.397</b>	0.260	80.54
6	8		<b>Jeremy WEBB</b>	Caterham Roadsport	<b>2:00.504</b>	4	9	<b>0.584</b>	0.187	80.42
7	6		<b>Ben GOWER</b>	Caterham Roadsport	<b>2:01.079</b>	8	9	<b>1.159</b>	0.575	80.04
8	57		<b>Fergus RYAN</b>	Caterham Roadsport	<b>2:01.231</b>	6	9	<b>1.311</b>	0.152	79.94
9	23		<b>Jay GARDNER</b>	Caterham Roadsport	<b>2:01.314</b>	9	9	<b>1.394</b>	0.083	79.88
10	88		<b>Chris LAY</b>	Caterham Roadsport	<b>2:01.408</b>	4	9	<b>1.488</b>	0.094	79.82
11	69		<b>Stephen COLLINS</b>	Caterham Roadsport	<b>2:01.506</b>	4	9	<b>1.586</b>	0.098	79.75
12	18		<b>Sean BYRNE</b>	Caterham Roadsport	<b>2:01.534</b>	9	9	<b>1.614</b>	0.028	79.74
13	24		<b>John WHITTAKER</b>	Caterham Roadsport	<b>2:01.774</b>	9	9	<b>1.854</b>	0.240	79.58
14	62		<b>John SAUNDERS</b>	Caterham Roadsport	<b>2:01.818</b>	7	9	<b>1.898</b>	0.044	79.55
15	29		<b>Graeme BAIRD</b>	Caterham Roadsport	<b>2:01.930</b>	7	9	<b>2.010</b>	0.112	79.48
16	5		<b>Gary BURKE</b>	Caterham Roadsport	<b>2:02.047</b>	6	9	<b>2.127</b>	0.117	79.40
17	9		<b>Carlton BROWN</b>	Caterham Roadsport	<b>2:02.521</b>	5	9	<b>2.601</b>	0.474	79.09
18	13		<b>Alastair GREENLEES</b>	Caterham Roadsport	<b>2:02.736</b>	6	9	<b>2.816</b>	0.215	78.96
19	15		<b>George GILLESPIE</b>	Caterham Roadsport	<b>2:02.746</b>	8	9	<b>2.826</b>	0.010	78.95
20	71		<b>Martin COLLIER</b>	Caterham Roadsport	<b>2:02.771</b>	7	9	<b>2.851</b>	0.025	78.93
21	2		<b>John REID</b>	Caterham Roadsport	<b>2:03.091</b>	7	9	<b>3.171</b>	0.320	78.73
22	99		<b>John AITCHISON</b>	Caterham Roadsport	<b>2:03.695</b>	7	8	<b>3.775</b>	0.604	78.34
23	55		<b>Richard POTTER</b>	Caterham Roadsport	<b>2:03.738</b>	9	9	<b>3.818</b>	0.043	78.32
24	21		<b>Tim ROWBOTTOM</b>	Caterham Roadsport	<b>2:03.961</b>	9	9	<b>4.041</b>	0.223	78.18
25	45		<b>Jeremy SHIPLEY</b>	Caterham Roadsport	<b>2:04.198</b>	6	9	<b>4.278</b>	0.237	78.03
26	14		<b>Martin JEFFS</b>	Caterham Roadsport	<b>2:04.595</b>	4	9	<b>4.675</b>	0.397	77.78

Weather / Track : Overcast / Dry  
These results are provisional until the conclusion of any judicial and technical matters.

Oulton Park International  
Circuit Length = 2.6920 miles  
Start: 08:29 End: 08:52

Clerk of Course :		Timekeeper :
-------------------	--	--------------

## Avon Tyres Caterham Roadsport B Championship

### QUALIFYING - RACE 1 - LAP ANALYSIS

<b>2</b>	<b>John REID</b>		Caterham Roadsport				
1 -	2:06.607	+ 3.516	8:34:19.210	6 -	2:28.030	+ 24.939	8:45:04.924
2 -	2:04.760	+ 1.669	8:36:23.970	7 -	<b>2:03.091</b>		<b>8:47:08.015</b>
3 -	2:04.748	+ 1.657	8:38:28.718	8 -	2:03.691	+ 0.600	8:49:11.706
4 -	2:04.159	+ 1.068	8:40:32.877	9 -	2:09.325	+ 6.234	8:51:21.031
5 -	2:04.017	+ 0.926	8:42:36.894				
<b>3</b>	<b>Martin ADDISON</b>		Caterham Roadsport				
1 -	2:02.376	+ 2.319	8:34:38.636	6 -	2:02.640	+ 2.583	8:44:47.671
2 -	2:01.704	+ 1.647	8:36:40.340	7 -	2:00.736	+ 0.679	8:46:48.407
3 -	2:01.514	+ 1.457	8:38:41.854	8 -	2:00.193	+ 0.136	8:48:48.600
4 -	2:02.366	+ 2.309	8:40:44.220	9 -	<b>2:00.057</b>		<b>8:50:48.657</b>
5 -	2:00.811	+ 0.754	8:42:45.031				
<b>5</b>	<b>Gary BURKE</b>		Caterham Roadsport				
1 -	2:07.087	+ 5.040	8:34:48.590	6 -	<b>2:02.047</b>		<b>8:45:15.057</b>
2 -	2:07.255	+ 5.208	8:36:55.845	7 -	2:02.896	+ 0.849	8:47:17.953
3 -	2:03.430	+ 1.383	8:38:59.275	8 -	2:02.771	+ 0.724	8:49:20.724
4 -	2:05.357	+ 3.310	8:41:04.632	9 -	2:09.113	+ 7.066	8:51:29.837
5 -	2:08.378	+ 6.331	8:43:13.010				
<b>6</b>	<b>Ben GOWER</b>		Caterham Roadsport				
1 -	2:04.684	+ 3.605	8:34:56.332	6 -	2:01.579	+ 0.500	8:45:09.240
2 -	2:03.628	+ 2.549	8:36:59.960	7 -	2:02.043	+ 0.964	8:47:11.283
3 -	2:03.298	+ 2.219	8:39:03.258	8 -	<b>2:01.079</b>		<b>8:49:12.362</b>
4 -	2:01.768	+ 0.689	8:41:05.026	9 -	2:02.036	+ 0.957	8:51:14.398
5 -	2:02.635	+ 1.556	8:43:07.661				
<b>8</b>	<b>Jeremy WEBB</b>		Caterham Roadsport				
1 -	2:04.266	+ 3.762	8:34:43.383	6 -	2:00.583	+ 0.079	8:45:09.829
2 -	2:22.287	+ 21.783	8:37:05.670	7 -	2:00.829	+ 0.325	8:47:10.658
3 -	2:00.910	+ 0.406	8:39:06.580	8 -	2:01.388	+ 0.884	8:49:12.046
4 -	<b>2:00.504</b>		<b>8:41:07.084</b>	9 -	2:02.217	+ 1.713	8:51:14.263
5 -	2:02.162	+ 1.658	8:43:09.246				
<b>9</b>	<b>Carlton BROWN</b>		Caterham Roadsport				
1 -	2:04.966	+ 2.445	8:34:43.094	6 -	2:02.879	+ 0.358	8:45:00.171
2 -	2:04.654	+ 2.133	8:36:47.748	7 -	2:03.636	+ 1.115	8:47:03.807
3 -	2:04.082	+ 1.561	8:38:51.830	8 -	2:03.081	+ 0.560	8:49:06.888
4 -	2:02.941	+ 0.420	8:40:54.771	9 -	2:03.714	+ 1.193	8:51:10.602
5 -	<b>2:02.521</b>		<b>8:42:57.292</b>				
<b>12</b>	<b>Reece SOMERFIELD</b>		Caterham Roadsport				
1 -	2:02.311	+ 2.352	8:34:38.853	6 -	2:01.298	+ 1.339	8:44:46.792
2 -	2:00.948	+ 0.989	8:36:39.801	7 -	<b>1:59.959</b>		<b>8:46:46.751</b>
3 -	2:02.629	+ 2.670	8:38:42.430	8 -	2:00.789	+ 0.830	8:48:47.540
4 -	2:00.383	+ 0.424	8:40:42.813	9 -	2:02.078	+ 2.119	8:50:49.618
5 -	2:02.681	+ 2.722	8:42:45.494				
<b>13</b>	<b>Alastair GREENLEES</b>		Caterham Roadsport				
1 -	2:06.979	+ 4.243	8:34:47.817	6 -	<b>2:02.736</b>		<b>8:45:10.756</b>
2 -	2:05.153	+ 2.417	8:36:52.970	7 -	2:17.297	+ 14.561	8:47:28.053
3 -	2:05.011	+ 2.275	8:38:57.981	8 -	2:02.906	+ 0.170	8:49:30.959
4 -	2:05.221	+ 2.485	8:41:03.202	9 -	2:03.269	+ 0.533	8:51:34.228
5 -	2:04.818	+ 2.082	8:43:08.020				
<b>14</b>	<b>Martin JEFFS</b>		Caterham Roadsport				
1 -	2:06.824	+ 2.229	8:34:49.032	6 -	2:05.069	+ 0.474	8:45:19.740
2 -	2:08.769	+ 4.174	8:36:57.801	7 -	2:05.365	+ 0.770	8:47:25.105
3 -	2:06.506	+ 1.911	8:39:04.307	8 -	2:05.143	+ 0.548	8:49:30.248
4 -	<b>2:04.595</b>		<b>8:41:08.902</b>	9 -	2:04.762	+ 0.167	8:51:35.010

Weather / Track : Overcast / Dry

Oulton Park International  
Circuit Length = 2.6920 miles  
Start: 08:29 End: 08:52

# Avon Tyres Caterham Roadsport B Championship

## QUALIFYING - RACE 1 - LAP ANALYSIS

5 -	2:05.769	+ 1.174	8:43:14.671				
<b>15</b>	<b>George GILLESPIE</b>		Caterham Roadsport				
1 -	2:06.709	+ 3.963	8:34:30.529	6 -	2:04.429	+ 1.683	8:44:53.520
2 -	2:05.610	+ 2.864	8:36:36.139	7 -	2:37.301	+ 34.555	8:47:30.821
3 -	2:03.899	+ 1.153	8:38:40.038	8 -	<b>2:02.746</b>		<b>8:49:33.567</b>
4 -	2:05.288	+ 2.542	8:40:45.326	9 -	2:03.000	+ 0.254	8:51:36.567
5 -	2:03.765	+ 1.019	8:42:49.091				
<b>18</b>	<b>Sean BYRNE</b>		Caterham Roadsport				
1 -	2:05.998	+ 4.464	8:34:26.201	6 -	2:09.513	+ 7.979	8:44:48.460
2 -	2:03.364	+ 1.830	8:36:29.565	7 -	2:02.424	+ 0.890	8:46:50.884
3 -	2:03.205	+ 1.671	8:38:32.770	8 -	2:03.162	+ 1.628	8:48:54.046
4 -	2:03.340	+ 1.806	8:40:36.110	9 -	<b>2:01.534</b>		<b>8:50:55.580</b>
5 -	2:02.837	+ 1.303	8:42:38.947				
<b>20</b>	<b>Steve DAY</b>		Caterham Roadsport				
1 -	2:01.860	+ 1.543	8:34:39.454	6 -	2:00.321	+ 0.004	8:44:52.339
2 -	2:00.634	+ 0.317	8:36:40.088	7 -	<b>2:00.317</b>		<b>8:46:52.656</b>
3 -	2:01.254	+ 0.937	8:38:41.342	8 -	2:00.753	+ 0.436	8:48:53.409
4 -	2:01.317	+ 1.000	8:40:42.659	9 -	2:01.042	+ 0.725	8:50:54.451
5 -	2:09.359	+ 9.042	8:42:52.018				
<b>21</b>	<b>Tim ROWBOTTOM</b>		Caterham Roadsport				
1 -	2:12.335	+ 8.374	8:34:47.659	6 -	2:06.354	+ 2.393	8:45:38.800
2 -	2:09.892	+ 5.931	8:36:57.551	7 -	2:04.730	+ 0.769	8:47:43.530
3 -	2:10.281	+ 6.320	8:39:07.832	8 -	2:05.035	+ 1.074	8:49:48.565
4 -	2:05.459	+ 1.498	8:41:13.291	9 -	<b>2:03.961</b>		<b>8:51:52.526</b>
5 -	2:19.155	+ 15.194	8:43:32.446				
<b>23</b>	<b>Jay GARDNER</b>		Caterham Roadsport				
1 -	2:02.922	+ 1.608	8:34:16.639	6 -	2:05.562	+ 4.248	8:44:33.038
2 -	2:02.105	+ 0.791	8:36:18.744	7 -	2:02.544	+ 1.230	8:46:35.582
3 -	2:01.652	+ 0.338	8:38:20.396	8 -	2:01.520	+ 0.206	8:48:37.102
4 -	2:01.527	+ 0.213	8:40:21.923	9 -	<b>2:01.314</b>		<b>8:50:38.416</b>
5 -	2:05.553	+ 4.239	8:42:27.476				
<b>24</b>	<b>John WHITTAKER</b>		Caterham Roadsport				
1 -	2:05.787	+ 4.013	8:34:23.552	6 -	2:10.770	+ 8.996	8:44:49.177
2 -	2:04.478	+ 2.704	8:36:28.030	7 -	2:02.843	+ 1.069	8:46:52.020
3 -	2:03.902	+ 2.128	8:38:31.932	8 -	2:02.941	+ 1.167	8:48:54.961
4 -	2:03.940	+ 2.166	8:40:35.872	9 -	<b>2:01.774</b>		<b>8:50:56.735</b>
5 -	2:02.535	+ 0.761	8:42:38.407				
<b>29</b>	<b>Graeme BAIRD</b>		Caterham Roadsport				
1 -	2:08.309	+ 6.379	8:35:10.492	6 -	2:02.300	+ 0.370	8:45:27.870
2 -	2:04.217	+ 2.287	8:37:14.709	7 -	<b>2:01.930</b>		<b>8:47:29.800</b>
3 -	2:03.675	+ 1.745	8:39:18.384	8 -	2:05.380	+ 3.450	8:49:35.180
4 -	2:04.419	+ 2.489	8:41:22.803	9 -	2:29.197	+ 27.267	8:52:04.377
5 -	2:02.767	+ 0.837	8:43:25.570				
<b>32</b>	<b>Lee WIGGINS</b>		Caterham Roadsport				
1 -	2:01.732	+ 1.754	8:34:13.271	6 -	2:00.963	+ 0.985	8:44:18.537
2 -	2:01.171	+ 1.193	8:36:14.442	7 -	2:02.152	+ 2.174	8:46:20.689
3 -	2:02.523	+ 2.545	8:38:16.965	8 -	2:00.318	+ 0.340	8:48:21.007
4 -	2:00.247	+ 0.269	8:40:17.212	9 -	<b>1:59.978</b>		<b>8:50:20.985</b>
5 -	2:00.362	+ 0.384	8:42:17.574				
<b>42</b>	<b>Ben WHIBLEY</b>		Caterham Roadsport				
1 -	2:02.931	+ 3.011	8:34:13.669	6 -	2:00.743	+ 0.823	8:44:18.645
2 -	2:00.807	+ 0.887	8:36:14.476	7 -	2:01.897	+ 1.977	8:46:20.542
3 -	2:02.162	+ 2.242	8:38:16.638	8 -	2:00.702	+ 0.782	8:48:21.244

Weather / Track : Overcast / Dry

Oulton Park International  
Circuit Length = 2.6920 miles  
Start: 08:29 End: 08:52

# Avon Tyres Caterham Roadsport B Championship

## QUALIFYING - RACE 1 - LAP ANALYSIS

4 -	2:00.940	+ 1.020	8:40:17.578	9 -	<b>1:59.920</b>		<b>8:50:21.164</b>
5 -	2:00.324	+ 0.404	8:42:17.902				
<b>45</b>	<b>Jeremy SHIPLEY</b>			Caterham Roadsport			
1 -	2:07.362	+ 3.164	8:34:47.375	6 -	<b>2:04.198</b>		<b>8:45:14.998</b>
2 -	2:06.534	+ 2.336	8:36:53.909	7 -	2:04.574	+ 0.376	8:47:19.572
3 -	2:04.434	+ 0.236	8:38:58.343	8 -	2:04.590	+ 0.392	8:49:24.162
4 -	2:04.725	+ 0.527	8:41:03.068	9 -	2:04.711	+ 0.513	8:51:28.873
5 -	2:07.732	+ 3.534	8:43:10.800				
<b>55</b>	<b>Richard POTTER</b>			Caterham Roadsport			
1 -	2:06.766	+ 3.028	8:34:36.823	6 -	2:04.221	+ 0.483	8:45:01.687
2 -	2:06.479	+ 2.741	8:36:43.302	7 -	2:06.562	+ 2.824	8:47:08.249
3 -	2:04.237	+ 0.499	8:38:47.539	8 -	2:04.828	+ 1.090	8:49:13.077
4 -	2:04.861	+ 1.123	8:40:52.400	9 -	<b>2:03.738</b>		<b>8:51:16.815</b>
5 -	2:05.066	+ 1.328	8:42:57.466				
<b>57</b>	<b>Fergus RYAN</b>			Caterham Roadsport			
1 -	2:05.003	+ 3.772	8:34:57.555	6 -	<b>2:01.231</b>		<b>8:45:15.721</b>
2 -	2:02.723	+ 1.492	8:37:00.278	7 -	2:02.836	+ 1.605	8:47:18.557
3 -	2:08.523	+ 7.292	8:39:08.801	8 -	2:24.944	+ 23.713	8:49:43.501
4 -	2:02.787	+ 1.556	8:41:11.588	9 -	2:06.027	+ 4.796	8:51:49.528
5 -	2:02.902	+ 1.671	8:43:14.490				
<b>62</b>	<b>John SAUNDERS</b>			Caterham Roadsport			
1 -	2:06.224	+ 4.406	8:34:35.602	6 -	2:03.223	+ 1.405	8:44:52.621
2 -	2:05.149	+ 3.331	8:36:40.751	7 -	<b>2:01.818</b>		<b>8:46:54.439</b>
3 -	2:03.360	+ 1.542	8:38:44.111	8 -	2:03.899	+ 2.081	8:48:58.338
4 -	2:02.912	+ 1.094	8:40:47.023	9 -	2:02.344	+ 0.526	8:51:00.682
5 -	2:02.375	+ 0.557	8:42:49.398				
<b>69</b>	<b>Stephen COLLINS</b>			Caterham Roadsport			
1 -	2:04.558	+ 3.052	8:34:16.530	6 -	2:12.842	+ 11.336	8:44:39.443
2 -	2:02.846	+ 1.340	8:36:19.376	7 -	2:06.428	+ 4.922	8:46:45.871
3 -	2:02.026	+ 0.520	8:38:21.402	8 -	2:05.135	+ 3.629	8:48:51.006
4 -	<b>2:01.506</b>		<b>8:40:22.908</b>	9 -	2:04.372	+ 2.866	8:50:55.378
5 -	2:03.693	+ 2.187	8:42:26.601				
<b>71</b>	<b>Martin COLLIER</b>			Caterham Roadsport			
1 -	2:08.271	+ 5.500	8:34:44.506	6 -	2:03.181	+ 0.410	8:45:29.851
2 -	2:05.508	+ 2.737	8:36:50.014	7 -	<b>2:02.771</b>		<b>8:47:32.622</b>
3 -	2:25.567	+ 22.796	8:39:15.581	8 -	2:03.598	+ 0.827	8:49:36.220
4 -	2:07.887	+ 5.116	8:41:23.468	9 -	2:11.489	+ 8.718	8:51:47.709
5 -	2:03.202	+ 0.431	8:43:26.670				
<b>88</b>	<b>Chris LAY</b>			Caterham Roadsport			
1 -	2:03.030	+ 1.622	8:34:16.215	6 -	2:02.030	+ 0.622	8:44:26.920
2 -	2:02.235	+ 0.827	8:36:18.450	7 -	2:01.412	+ 0.004	8:46:28.332
3 -	2:02.169	+ 0.761	8:38:20.619	8 -	2:05.619	+ 4.211	8:48:33.951
4 -	<b>2:01.408</b>		<b>8:40:22.027</b>	9 -	2:01.938	+ 0.530	8:50:35.889
5 -	2:02.863	+ 1.455	8:42:24.890				
<b>99</b>	<b>John AITCHISON</b>			Caterham Roadsport			
1 -	2:32.526	+ 28.831	8:35:44.749	5 -	2:14.869	+ 11.174	8:44:17.243
2 -	2:06.409	+ 2.714	8:37:51.158	6 -	2:04.954	+ 1.259	8:46:22.197
3 -	2:06.008	+ 2.313	8:39:57.166	7 -	<b>2:03.695</b>		<b>8:48:25.892</b>
4 -	2:05.208	+ 1.513	8:42:02.374	8 -	2:03.920	+ 0.225	8:50:29.812

Weather / Track : Overcast / Dry

Oulton Park International  
Circuit Length = 2.6920 miles  
Start: 08:29 End: 08:52

# BULLETIN 2 - CATERHAM MOTORSPORT RACE DAY

## Avon Tyres Caterham Roadsport B Championship

### RACE 1 - GRID

ROW 13	2:04.198 45   Jeremy SHIPLEY	2:04.595 14   Martin JEFFS
ROW 12	2:03.738 55   Richard POTTER	2:03.961 21   Tim ROWBOTTOM
ROW 11	2:03.091 2   John REID	2:03.695 99   John AITCHISON
ROW 10	2:02.746 15   George GILLESPIE	2:02.771 71   Martin COLLIER
ROW 9	2:02.521 9   Carlton BROWN	2:02.736 13   Alastair GREENLEES
ROW 8	2:01.930 29   Graeme BAIRD	2:02.047 5   Gary BURKE
ROW 7	2:01.774 24   John WHITTAKER	2:01.818 62   John SAUNDERS
ROW 6	2:01.506 69   Stephen COLLINS	2:01.534 18   Sean BYRNE
ROW 5	2:01.314 23   Jay GARDNER	2:01.408 88   Chris LAY
ROW 4	2:01.079 6   Ben GOWER	2:01.231 57   Fergus RYAN
ROW 3	2:00.317 20   Steve DAY	2:00.504 8   Jeremy WEBB
ROW 2	1:59.978 32   Lee WIGGINS	2:00.057 3   Martin ADDISON
ROW 1	1:59.920 42   Ben WHIBLEY	1:59.959 12   Reece SOMERFIELD

**Pole**

Oulton Park International  
Circuit Length = 2.6920 miles

**These results are provisional until the conclusion of any judicial and technical matters.**

Clerk of Course :		Timekeeper :
-------------------	--	--------------

# BULLETIN 2 - CATERHAM MOTORSPORT RACE DAY

## Avon Tyres Formula Ford 1600 Northern Championship QUALIFYING - RACE 2 & 4 - CLASSIFICATION

POS	NO	CL	NAME	ENTRY	TIME	ON	LAPS	GAP	DIFF	MPH
1	29	A	Stuart GOUGH	Ray GRS07	1:48.200	9	9			89.56
2	9	A	Jordan SKINNER	Ray GRK10	1:48.450	3	10	0.250	0.250	89.36
3	54	A	Douglas CROSBIE	Van Diemen RF00	1:49.047	5	8	0.847	0.597	88.87
4	0	A	Neil PATTEN	Van Diemen RF99	1:49.379	5	9	1.179	0.332	88.60
5	11	B	Mike BENNETT	Swift SC93F	1:49.717	9	9	1.517	0.338	88.32
6	28	A	Chris CHISNALL	Van Diemen RF00	1:49.999	10	10	1.799	0.282	88.10
7	7	A	Martin SHORT	Van Diemen RF00	1:50.043	10	10	1.843	0.044	88.06
8	90	B	Philip AUSTIN	Van Dieman RF90	1:50.231	10	10	2.031	0.188	87.91
9	18	B	Daniel WELLS	Van Diemen RF91	1:50.308	4	8	2.108	0.077	87.85
10	16	A	Neil MCARTHUR	Van Diemen RF00	1:50.320	5	10	2.120	0.012	87.84
11	78	A	Joe WALTON	Ray GRS05	1:50.901	6	6	2.701	0.581	87.38
12	45	B	Oliver BULL	Swift SC92F	1:51.058	9	9	2.858	0.157	87.26
13	91	A	John MURPHY	Van Diemen RF99	1:51.155	2	10	2.955	0.097	87.18
14	15	A	David MCARTHUR	Van Diemen RF04/09	1:51.176	6	10	2.976	0.021	87.17
15	27	C	John FARRELL	Reynard FF89	1:51.437	4	9	3.237	0.261	86.96
16	44	C	Lee HANNAM	Reynard RF88	1:51.660	6	10	3.460	0.223	86.79
17	92	B	Mike DEVOY	Van Diemen RF92	1:51.890	10	10	3.690	0.230	86.61
18	4	D	Nigel DOLAN	Van Diemen RF86	1:51.999	5	10	3.799	0.109	86.53
19	99	A	Jeff HODGSON	Van Diemen RF02	1:52.444	5	10	4.244	0.445	86.18
20	37	A	Robert SMITH	Van Diemen RF99	1:52.878	7	10	4.678	0.434	85.85
21	22	A	Jamie JARDINE	Ray 07	1:52.964	5	7	4.764	0.086	85.79
22	24	B	Paul MASON	Swift SC94	1:53.248	9	9	5.048	0.284	85.57
23	83	D	Bruce EVANS	Reynard FF84	1:54.148	8	8	5.948	0.900	84.90
24	68	C	William ALTERMAN	Reynard FF89	1:54.163	8	9	5.963	0.015	84.89
25	33	C	Andrew THOMAS	Reynard SF89	1:54.606	4	6	6.406	0.443	84.56
26	2	D	John WILKINSON	Van Diemen RF86	1:54.892	7	9	6.692	0.286	84.35
27	20	D	Phillip BISGROVE	Van Diemen RF86	1:55.027	7	9	6.827	0.135	84.25
28	17	D	Andrew MACGREGOR	Van Diemen RF86	1:55.501	9	9	7.301	0.474	83.90
29	87	C	James MITCHELL	Van Diemen RF88	1:55.597	6	9	7.397	0.096	83.83
30	21	D	Barry THOMPSON	Van Diemen RF86	1:58.265	4	9	10.065	2.668	81.94
31	96	C	Robin BOOTH	Van Diemen RF89	1:58.853	6	9	10.653	0.588	81.54
32	51	B	Ian WOOD	Swift SC94	1:59.692	4	9	11.492	0.839	80.96
33	47	D	Roy MACGREGOR	Van Diemen RF85	2:01.225	6	9	13.025	1.533	79.94
34	52	D	Trevor MORGAN	Van Diemen RF86	2:02.046	6	7	13.846	0.821	79.40
35	76	D	Patrick HUMPHREYS	Van Diemen RF86	2:03.099	8	8	14.899	1.053	78.72
36	55	C	David BEECHEY	Jamun M89	2:09.184	5	8	20.984	6.085	75.01
37	81	D	David GAVAN	Ray 86		0	1			

CAR 15 - PLEASE FIT WORKING TRANSPONDER FOR RACE

CAR 29 - 1 TIMED DISALLOWED FOSTERS LOOP. CAR 9 - 1 TIME DISALLOWED MISSED CHICANE

Weather / Track : Cloudy / Dry

These results are provisional until the conclusion of any judicial and technical matters.

Oulton Park International  
Circuit Length = 2.6920 miles  
Start: 08:55 End: 09:18

Clerk of Course :

Timekeeper :

## Avon Tyres Formula Ford 1600 Northern Championship

### QUALIFYING - RACE 2 & 4 - LAP ANALYSIS

<b>0</b>	<b>Neil PATTEN</b>		A Van Diemen RF99				
1 -	1:51.367	+ 1.988	8:59:16.364	6 -	1:57.051 P	+ 7.672	9:08:33.622
2 -	1:50.672	+ 1.293	9:01:07.036	7 -	3:15.216	+ 1:25.837	9:11:48.838
3 -	1:50.674	+ 1.295	9:02:57.710	8 -	1:49.414	+ 0.035	9:13:38.252
4 -	1:49.482	+ 0.103	9:04:47.192	9 -	1:50.943	+ 1.564	9:15:29.195
5 -	<b>1:49.379</b>		<b>9:06:36.571</b>				
<b>2</b>	<b>John WILKINSON</b>		D Van Diemen RF86				
1 -	1:56.736	+ 1.844	8:59:42.739	6 -	1:58.064	+ 3.172	9:09:28.159
2 -	1:55.061	+ 0.169	9:01:37.800	7 -	<b>1:54.892</b>		<b>9:11:23.051</b>
3 -	1:57.957	+ 3.065	9:03:35.757	8 -	1:54.921	+ 0.029	9:13:17.972
4 -	1:55.342	+ 0.450	9:05:31.099	9 -	1:55.010	+ 0.118	9:15:12.982
5 -	1:58.996	+ 4.104	9:07:30.095				
<b>4</b>	<b>Nigel DOLAN</b>		D Van Diemen RF86				
1 -	1:58.495	+ 6.496	8:59:31.857	6 -	1:52.665	+ 0.666	9:09:00.193
2 -	1:56.595	+ 4.596	9:01:28.452	7 -	1:52.362	+ 0.363	9:10:52.555
3 -	1:53.641	+ 1.642	9:03:22.093	8 -	1:53.751	+ 1.752	9:12:46.306
4 -	1:53.436	+ 1.437	9:05:15.529	9 -	1:55.278	+ 3.279	9:14:41.584
5 -	<b>1:51.999</b>		<b>9:07:07.528</b>	10 -	1:54.574	+ 2.575	9:16:36.158
<b>7</b>	<b>Martin SHORT</b>		A Van Diemen RF00				
1 -	1:51.382	+ 1.339	8:59:17.013	6 -	1:52.907	+ 2.864	9:08:34.451
2 -	1:50.425	+ 0.382	9:01:07.438	7 -	1:52.097	+ 2.054	9:10:26.548
3 -	1:50.790	+ 0.747	9:02:58.228	8 -	1:50.115	+ 0.072	9:12:16.663
4 -	1:50.407	+ 0.364	9:04:48.635	9 -	1:52.020	+ 1.977	9:14:08.683
5 -	1:52.909	+ 2.866	9:06:41.544	10 -	<b>1:50.043</b>		<b>9:15:58.726</b>
<b>9</b>	<b>Jordan SKINNER</b>		A Ray GRK10				
1 -	1:49.763	+ 1.313	8:59:12.325	6 -	1:51.650	+ 3.200	9:08:24.330
2 -	1:51.630	+ 3.180	9:01:03.955	7 -	1:48.543	+ 0.093	9:10:12.873
3 -	<b>1:48.450</b>		<b>9:02:52.405</b>	8 -	1:48.648	+ 0.198	9:12:01.521
4 -	1:49.299	+ 0.849	9:04:41.704	9 -	1:51.826	+ 3.376	9:13:53.347
5 -	1:50.976	+ 2.526	9:06:32.680	10 -	1:46.157 D	+ -2.293	9:15:39.504
<b>11</b>	<b>Mike BENNETT</b>		B Swift SC93F				
1 -	1:53.476	+ 3.759	8:59:27.197	6 -	1:49.812	+ 0.095	9:10:05.706
2 -	1:51.667	+ 1.950	9:01:18.864	7 -	1:51.847	+ 2.130	9:11:57.553
3 -	1:50.782	+ 1.065	9:03:09.646	8 -	1:50.978	+ 1.261	9:13:48.531
4 -	1:56.851 P	+ 7.134	9:05:06.497	9 -	<b>1:49.717</b>		<b>9:15:38.248</b>
5 -	3:09.397	+ 1:19.680	9:08:15.894				
<b>15</b>	<b>David MCARTHUR</b>		A Van Diemen RF04/09				
1 -	1:56.011	+ 4.835	8:59:47.447	6 -	<b>1:51.176</b>		<b>9:09:17.756</b>
2 -	1:56.995	+ 5.819	9:01:44.442	7 -	1:54.984	+ 3.808	9:11:12.740
3 -	1:57.184	+ 6.008	9:03:41.626	8 -	1:53.597	+ 2.421	9:13:06.337
4 -	1:51.622	+ 0.446	9:05:33.248	9 -	1:51.480	+ 0.304	9:14:57.817
5 -	1:53.332	+ 2.156	9:07:26.580	10 -	1:54.278	+ 3.102	9:16:52.095
<b>16</b>	<b>Neil MCARTHUR</b>		A Van Diemen RF00				
1 -	1:52.897	+ 2.577	8:59:32.009	6 -	1:59.283	+ 8.963	9:08:54.933
2 -	1:52.366	+ 2.046	9:01:24.375	7 -	1:51.346	+ 1.026	9:10:46.279
3 -	1:50.333	+ 0.013	9:03:14.708	8 -	2:05.522	+ 15.202	9:12:51.801
4 -	1:50.622	+ 0.302	9:05:05.330	9 -	1:54.338	+ 4.018	9:14:46.139
5 -	<b>1:50.320</b>		<b>9:06:55.650</b>	10 -	1:52.359	+ 2.039	9:16:38.498
<b>17</b>	<b>Andrew MACGREGOR</b>		D Van Diemen RF86				
1 -	2:03.813	+ 8.312	9:00:02.944	6 -	1:56.235	+ 0.734	9:09:48.614
2 -	1:56.779	+ 1.278	9:01:59.723	7 -	1:56.572	+ 1.071	9:11:45.186
3 -	1:56.694	+ 1.193	9:03:56.417	8 -	1:55.893	+ 0.392	9:13:41.079
4 -	1:58.021	+ 2.520	9:05:54.438	9 -	<b>1:55.501</b>		<b>9:15:36.580</b>

CAR 15 - PLEASE FIT WORKING TRANSPONDER FOR RACE  
 CAR 29 - 1 TIMED DISALLOWED FOSTERS LOOP. CAR 9 - 1 TIME DISALLOWED MISSED CHICANE  
 Weather / Track : Cloudy / Dry

Oulton Park International  
 Circuit Length = 2.6920 miles  
 Start: 08:55 End: 09:18

# Avon Tyres Formula Ford 1600 Northern Championship

## QUALIFYING - RACE 2 & 4 - LAP ANALYSIS

5 -	1:57.941	+ 2.440	9:07:52.379			
<b>18</b>	<b>Daniel WELLS</b>		B Van Diemen RF91			
1 -	1:51.885	+ 1.577	8:59:19.147	5 -	1:56.113	+ 5.805 9:06:48.348
2 -	1:51.279	+ 0.971	9:01:10.426	6 -	1:56.482	+ 6.174 9:08:44.830
3 -	1:51.501	+ 1.193	9:03:01.927	7 -	1:52.526	+ 2.218 9:10:37.356
4 -	<b>1:50.308</b>		<b>9:04:52.235</b>	8 -	2:08.746 P	+ 18.438 9:12:46.102
<b>20</b>	<b>Phillip BISGROVE</b>		D Van Diemen RF86			
1 -	1:56.910	+ 1.883	8:59:54.950	6 -	1:55.594	+ 0.567 9:09:35.837
2 -	1:56.452	+ 1.425	9:01:51.402	7 -	<b>1:55.027</b>	<b>9:11:30.864</b>
3 -	1:57.555	+ 2.528	9:03:48.957	8 -	1:55.285	+ 0.258 9:13:26.149
4 -	1:56.215	+ 1.188	9:05:45.172	9 -	1:55.130	+ 0.103 9:15:21.279
5 -	1:55.071	+ 0.044	9:07:40.243			
<b>21</b>	<b>Barry THOMPSON</b>		D Van Diemen RF86			
1 -	2:00.574	+ 2.309	9:00:03.916	6 -	1:59.705	+ 1.440 9:09:57.795
2 -	1:58.518	+ 0.253	9:02:02.434	7 -	2:01.317	+ 3.052 9:11:59.112
3 -	1:58.477	+ 0.212	9:04:00.911	8 -	1:59.450	+ 1.185 9:13:58.562
4 -	<b>1:58.265</b>		<b>9:05:59.176</b>	9 -	1:59.192	+ 0.927 9:15:57.754
5 -	1:58.914	+ 0.649	9:07:58.090			
<b>22</b>	<b>Jamie JARDINE</b>		A Ray 07			
1 -	1:56.023	+ 3.059	8:59:31.672	5 -	<b>1:52.964</b>	<b>9:07:05.083</b>
2 -	1:53.612	+ 0.648	9:01:25.284	6 -	1:53.320	+ 0.356 9:08:58.403
3 -	1:53.012	+ 0.048	9:03:18.296	7 -	2:01.383 P	+ 8.419 9:10:59.786
4 -	1:53.823	+ 0.859	9:05:12.119			
<b>24</b>	<b>Paul MASON</b>		B Swift SC94			
1 -	1:58.367	+ 5.119	9:00:25.021	6 -	1:55.540	+ 2.292 9:10:04.536
2 -	1:57.179	+ 3.931	9:02:22.200	7 -	1:54.997	+ 1.749 9:11:59.533
3 -	1:56.668	+ 3.420	9:04:18.868	8 -	1:55.554	+ 2.306 9:13:55.087
4 -	1:54.221	+ 0.973	9:06:13.089	9 -	<b>1:53.248</b>	<b>9:15:48.335</b>
5 -	1:55.907	+ 2.659	9:08:08.996			
<b>27</b>	<b>John FARRELL</b>		C Reynard FF89			
1 -	1:53.283	+ 1.846	8:59:24.200	6 -	2:15.312	+ 23.875 9:09:06.751
2 -	1:51.923	+ 0.486	9:01:16.123	7 -	1:51.880	+ 0.443 9:10:58.631
3 -	1:52.024	+ 0.587	9:03:08.147	8 -	2:22.683	+ 31.246 9:13:21.314
4 -	<b>1:51.437</b>		<b>9:04:59.584</b>	9 -	1:54.302	+ 2.865 9:15:15.616
5 -	1:51.855	+ 0.418	9:06:51.439			
<b>28</b>	<b>Chris CHISNALL</b>		A Van Diemen RF00			
1 -	1:51.592	+ 1.593	8:59:15.059	6 -	2:00.121	+ 10.122 9:08:44.161
2 -	1:53.591	+ 3.592	9:01:08.650	7 -	2:01.569	+ 11.570 9:10:45.730
3 -	1:50.104	+ 0.105	9:02:58.754	8 -	1:52.667	+ 2.668 9:12:38.397
4 -	1:52.857	+ 2.858	9:04:51.611	9 -	1:54.701	+ 4.702 9:14:33.098
5 -	1:52.429	+ 2.430	9:06:44.040	10 -	<b>1:49.999</b>	<b>9:16:23.097</b>
<b>29</b>	<b>Stuart GOUGH</b>		A Ray GRS07			
1 -	2:10.137	+ 21.937	8:59:40.037	6 -	1:48.682	+ 0.482 9:10:20.768
2 -	1:49.221	+ 1.021	9:01:29.258	7 -	1:21.449 D	+ -26.751 9:11:42.217
3 -	1:51.438	+ 3.238	9:03:20.696	8 -	1:48.901	+ 0.701 9:13:31.118
4 -	1:56.319 P	+ 8.119	9:05:17.015	9 -	<b>1:48.200</b>	<b>9:15:19.318</b>
5 -	3:15.071	+ 1:26.871	9:08:32.086			
<b>33</b>	<b>Andrew THOMAS</b>		C Reynard SF89			
1 -	1:58.030	+ 3.424	9:00:50.974	4 -	<b>1:54.606</b>	<b>9:06:37.053</b>
2 -	1:56.307	+ 1.701	9:02:47.281	5 -	1:56.180	+ 1.574 9:08:33.233
3 -	1:55.166	+ 0.560	9:04:42.447	6 -	1:57.214	+ 2.608 9:10:30.447

CAR 15 - PLEASE FIT WORKING TRANSPONDER FOR RACE  
 CAR 29 - 1 TIMED DISALLOWED FOSTERS LOOP. CAR 9 - 1 TIME DISALLOWED MISSED CHICANE  
 Weather / Track : Cloudy / Dry

Oulton Park International  
 Circuit Length = 2.6920 miles  
 Start: 08:55 End: 09:18

## Avon Tyres Formula Ford 1600 Northern Championship

### QUALIFYING - RACE 2 & 4 - LAP ANALYSIS

<b>37</b>	<b>Robert SMITH</b>		A Van Diemen RF99				
1 -	1:56.175	+ 3.297	8:59:45.186	6 -	1:53.233	+ 0.355	9:09:14.621
2 -	1:55.562	+ 2.684	9:01:40.748	7 -	<b>1:52.878</b>		<b>9:11:07.499</b>
3 -	1:54.001	+ 1.123	9:03:34.749	8 -	1:53.940	+ 1.062	9:13:01.439
4 -	1:53.613	+ 0.735	9:05:28.362	9 -	1:53.373	+ 0.495	9:14:54.812
5 -	1:53.026	+ 0.148	9:07:21.388	10 -	1:53.588	+ 0.710	9:16:48.400
<b>44</b>	<b>Lee HANNAM</b>		C Reynard RF88				
1 -	1:54.821	+ 3.161	8:59:27.696	6 -	<b>1:51.660</b>		<b>9:08:48.333</b>
2 -	1:52.482	+ 0.822	9:01:20.178	7 -	1:56.332	+ 4.672	9:10:44.665
3 -	1:51.927	+ 0.267	9:03:12.105	8 -	1:52.729	+ 1.069	9:12:37.394
4 -	1:51.720	+ 0.060	9:05:03.825	9 -	2:01.629	+ 9.969	9:14:39.023
5 -	1:52.848	+ 1.188	9:06:56.673	10 -	1:53.866	+ 2.206	9:16:32.889
<b>45</b>	<b>Oliver BULL</b>		B Swift SC92F				
1 -	1:53.194	+ 2.136	9:00:35.535	6 -	1:54.736	+ 3.678	9:10:01.858
2 -	1:52.594	+ 1.536	9:02:28.129	7 -	1:55.564	+ 4.506	9:11:57.422
3 -	1:55.750	+ 4.692	9:04:23.879	8 -	1:53.300	+ 2.242	9:13:50.722
4 -	1:51.870	+ 0.812	9:06:15.749	9 -	<b>1:51.058</b>		<b>9:15:41.780</b>
5 -	1:51.373	+ 0.315	9:08:07.122				
<b>47</b>	<b>Roy MACGREGOR</b>		D Van Diemen RF85				
1 -	2:06.863	+ 5.638	9:00:19.478	6 -	<b>2:01.225</b>		<b>9:10:40.423</b>
2 -	2:06.282	+ 5.057	9:02:25.760	7 -	2:04.070	+ 2.845	9:12:44.493
3 -	2:04.279	+ 3.054	9:04:30.039	8 -	2:02.226	+ 1.001	9:14:46.719
4 -	2:03.696	+ 2.471	9:06:33.735	9 -	2:02.363	+ 1.138	9:16:49.082
5 -	2:05.463	+ 4.238	9:08:39.198				
<b>51</b>	<b>Ian WOOD</b>		B Swift SC94				
1 -	2:00.815	+ 1.123	9:00:21.746	6 -	2:02.309	+ 2.617	9:10:26.774
2 -	2:00.884	+ 1.192	9:02:22.630	7 -	2:07.358	+ 7.666	9:12:34.132
3 -	2:02.020	+ 2.328	9:04:24.650	8 -	2:00.537	+ 0.845	9:14:34.669
4 -	<b>1:59.692</b>		<b>9:06:24.342</b>	9 -	2:04.599	+ 4.907	9:16:39.268
5 -	2:00.123	+ 0.431	9:08:24.465				
<b>52</b>	<b>Trevor MORGAN</b>		D Van Diemen RF86				
1 -	2:08.301	+ 6.255	9:04:26.778	5 -	2:03.099	+ 1.053	9:12:43.139
2 -	2:06.666	+ 4.620	9:06:33.444	6 -	<b>2:02.046</b>		<b>9:14:45.185</b>
3 -	2:03.618	+ 1.572	9:08:37.062	7 -	2:03.403	+ 1.357	9:16:48.588
4 -	2:02.978	+ 0.932	9:10:40.040				
<b>54</b>	<b>Douglas CROSBIE</b>		A Van Diemen RF00				
1 -	1:59.535	+ 10.488	8:59:30.418	5 -	<b>1:49.047</b>		<b>9:06:49.345</b>
2 -	1:49.603	+ 0.556	9:01:20.021	6 -	1:51.575	+ 2.528	9:08:40.920
3 -	1:51.115	+ 2.068	9:03:11.136	7 -	2:08.669	+ 19.622	9:10:49.589
4 -	1:49.162	+ 0.115	9:05:00.298	8 -	1:58.999 P	+ 9.952	9:12:48.588
<b>55</b>	<b>David BEECHEY</b>		C Jamun M89				
1 -	2:13.952	+ 4.768	9:01:01.025	5 -	<b>2:09.184</b>		<b>9:09:48.310</b>
2 -	2:12.999	+ 3.815	9:03:14.024	6 -	2:11.935	+ 2.751	9:12:00.245
3 -	2:14.353	+ 5.169	9:05:28.377	7 -	2:10.321	+ 1.137	9:14:10.566
4 -	2:10.749	+ 1.565	9:07:39.126	8 -	2:09.738	+ 0.554	9:16:20.304
<b>68</b>	<b>William ALTERMAN</b>		C Reynard FF89				
1 -	1:56.526	+ 2.363	8:59:43.872	6 -	1:55.807	+ 1.644	9:09:24.486
2 -	1:56.292	+ 2.129	9:01:40.164	7 -	1:55.009	+ 0.846	9:11:19.495
3 -	1:58.687	+ 4.524	9:03:38.851	8 -	<b>1:54.163</b>		<b>9:13:13.658</b>
4 -	1:54.644	+ 0.481	9:05:33.495	9 -	1:54.718	+ 0.555	9:15:08.376
5 -	1:55.184	+ 1.021	9:07:28.679				

CAR 15 - PLEASE FIT WORKING TRANSPONDER FOR RACE  
 CAR 29 - 1 TIMED DISALLOWED FOSTERS LOOP. CAR 9 - 1 TIME DISALLOWED MISSED CHICANE  
 Weather / Track : Cloudy / Dry

Oulton Park International  
 Circuit Length = 2.6920 miles  
 Start: 08:55 End: 09:18

## Avon Tyres Formula Ford 1600 Northern Championship

### QUALIFYING - RACE 2 & 4 - LAP ANALYSIS

<b>76</b>	<b>Patrick HUMPHREYS</b>		D Van Diemen RF86				
1 -	2:24.193	+ 21.094	9:01:35.690	5 -	2:04.092	+ 0.993	9:10:08.040
2 -	2:16.657	+ 13.558	9:03:52.347	6 -	2:03.529	+ 0.430	9:12:11.569
3 -	2:07.822	+ 4.723	9:06:00.169	7 -	2:05.143	+ 2.044	9:14:16.712
4 -	2:03.779	+ 0.680	9:08:03.948	8 -	<b>2:03.099</b>		<b>9:16:19.811</b>
<b>78</b>	<b>Joe WALTON</b>		A Ray GRS05				
1 -	2:01.885	+ 10.984	8:59:36.574	4 -	1:52.675	+ 1.774	9:05:18.878
2 -	1:52.134	+ 1.233	9:01:28.708	5 -	1:51.558	+ 0.657	9:07:10.436
3 -	1:57.495	+ 6.594	9:03:26.203	6 -	<b>1:50.901</b>		<b>9:09:01.337</b>
<b>81</b>	<b>David GAVAN</b>		D Ray 86				
1 -	2:36.318 P	- 03:58:18.458	9:01:38.222				
<b>83</b>	<b>Bruce EVANS</b>		D Reynard FF84				
1 -	1:57.687	+ 3.539	9:02:52.642	5 -	1:54.267	+ 0.119	9:10:32.246
2 -	1:54.861	+ 0.713	9:04:47.503	6 -	1:58.711	+ 4.563	9:12:30.957
3 -	1:56.295	+ 2.147	9:06:43.798	7 -	1:56.807	+ 2.659	9:14:27.764
4 -	1:54.181	+ 0.033	9:08:37.979	8 -	<b>1:54.148</b>		<b>9:16:21.912</b>
<b>87</b>	<b>James MITCHELL</b>		C Van Diemen RF88				
1 -	1:56.665	+ 1.068	8:59:54.161	6 -	<b>1:55.597</b>		<b>9:09:56.863</b>
2 -	1:56.723	+ 1.126	9:01:50.884	7 -	1:57.736	+ 2.139	9:11:54.599
3 -	1:55.907	+ 0.310	9:03:46.791	8 -	1:55.971	+ 0.374	9:13:50.570
4 -	2:00.857	+ 5.260	9:05:47.648	9 -	1:56.367	+ 0.770	9:15:46.937
5 -	2:13.618	+ 18.021	9:08:01.266				
<b>90</b>	<b>Philip AUSTIN</b>		B Van Dieman RF90				
1 -	1:55.261	+ 5.030	8:59:45.581	6 -	1:51.060	+ 0.829	9:09:09.977
2 -	1:54.339	+ 4.108	9:01:39.920	7 -	2:05.565	+ 15.334	9:11:15.542
3 -	1:53.229	+ 2.998	9:03:33.149	8 -	1:52.652	+ 2.421	9:13:08.194
4 -	1:53.317	+ 3.086	9:05:26.466	9 -	1:50.746	+ 0.515	9:14:58.940
5 -	1:52.451	+ 2.220	9:07:18.917	10 -	<b>1:50.231</b>		<b>9:16:49.171</b>
<b>91</b>	<b>John MURPHY</b>		A Van Diemen RF99				
1 -	1:52.309	+ 1.154	8:59:14.299	6 -	1:55.471	+ 4.316	9:08:37.187
2 -	<b>1:51.155</b>		<b>9:01:05.454</b>	7 -	1:52.077	+ 0.922	9:10:29.264
3 -	1:52.450	+ 1.295	9:02:57.904	8 -	1:51.466	+ 0.311	9:12:20.730
4 -	1:51.594	+ 0.439	9:04:49.498	9 -	1:51.245	+ 0.090	9:14:11.975
5 -	1:52.218	+ 1.063	9:06:41.716	10 -	1:51.649	+ 0.494	9:16:03.624
<b>92</b>	<b>Mike DEVOY</b>		B Van Diemen RF92				
1 -	1:54.129	+ 2.239	8:59:34.211	6 -	1:56.567	+ 4.677	9:09:02.651
2 -	1:53.617	+ 1.727	9:01:27.828	7 -	1:53.301	+ 1.411	9:10:55.952
3 -	1:53.483	+ 1.593	9:03:21.311	8 -	1:52.391	+ 0.501	9:12:48.343
4 -	1:52.764	+ 0.874	9:05:14.075	9 -	1:53.048	+ 1.158	9:14:41.391
5 -	1:52.009	+ 0.119	9:07:06.084	10 -	<b>1:51.890</b>		<b>9:16:33.281</b>
<b>96</b>	<b>Robin BOOTH</b>		C Van Diemen RF89				
1 -	2:06.994	+ 8.141	9:00:27.308	6 -	<b>1:58.853</b>		<b>9:10:28.597</b>
2 -	2:02.068	+ 3.215	9:02:29.376	7 -	2:06.006	+ 7.153	9:12:34.603
3 -	2:00.305	+ 1.452	9:04:29.681	8 -	2:01.093	+ 2.240	9:14:35.696
4 -	2:00.171	+ 1.318	9:06:29.852	9 -	2:01.905	+ 3.052	9:16:37.601
5 -	1:59.892	+ 1.039	9:08:29.744				
<b>99</b>	<b>Jeff HODGSON</b>		A Van Diemen RF02				
1 -	1:55.718	+ 3.274	8:59:37.654	6 -	1:53.218	+ 0.774	9:09:05.167
2 -	1:54.865	+ 2.421	9:01:32.519	7 -	1:54.156	+ 1.712	9:10:59.323
3 -	1:54.407	+ 1.963	9:03:26.926	8 -	1:54.706	+ 2.262	9:12:54.029
4 -	1:52.579	+ 0.135	9:05:19.505	9 -	1:53.260	+ 0.816	9:14:47.289
5 -	<b>1:52.444</b>		<b>9:07:11.949</b>	10 -	1:54.788	+ 2.344	9:16:42.077

CAR 15 - PLEASE FIT WORKING TRANSPONDER FOR RACE  
 CAR 29 - 1 TIMED DISALLOWED FOSTERS LOOP. CAR 9 - 1 TIME DISALLOWED MISSED CHICANE  
 Weather / Track : Cloudy / Dry

Oulton Park International  
 Circuit Length = 2.6920 miles  
 Start: 08:55 End: 09:18

# Avon Tyres Formula Ford 1600 Northern Championship - Pre 90

## RACE 4 - GRID

ROW 9	81	David GAVAN		
ROW 8		2:03.099	76	Patrick HUMPHREYS
			55	David BEECHEY
ROW 7	2:01.225	47	Roy MACGREGOR	2:02.046
			52	Trevor MORGAN
ROW 6		1:58.265	21	Barry THOMPSON
			96	Robin BOOTH
ROW 5	1:55.501	17	Andrew MACGREGOR	1:55.597
			87	James MITCHELL
ROW 4		1:54.892	2	John WILKINSON
			20	Phillip BISGROVE
ROW 3	1:54.163	68	William ALTERMAN	1:54.606
			33	Andrew THOMAS
ROW 2		1:51.999	4	Nigel DOLAN
			83	Bruce EVANS
ROW 1	1:51.437	27	John FARRELL	1:51.660
			44	Lee HANNAM
<b>Pole</b>				


Oulton Park International  
Circuit Length = 2.6920 miles

**These results are provisional until the conclusion of any judicial and technical matters.**

Clerk of Course :		Timekeeper :
-------------------	--	--------------

# Avon Tyres Formula Ford 1600 Northern Championship - Post 89

## RACE 2 - GRID

ROW 10	1:53.248 24 Paul MASON	1:59.692 51 Ian WOOD
ROW 9	1:52.878 37 Robert SMITH	1:52.964 22 Jamie JARDINE
ROW 8	1:51.890 92 Mike DEVOY	1:52.444 99 Jeff HODGSON
ROW 7	1:51.155 91 John MURPHY	1:51.176 15 David MCARTHUR
ROW 6	1:50.901 78 Joe WALTON	1:51.058 45 Oliver BULL
ROW 5	1:50.308 18 Daniel WELLS	1:50.320 16 Neil MCARTHUR
ROW 4	1:50.043 7 Martin SHORT	1:50.231 90 Philip AUSTIN
ROW 3	1:49.717 11 Mike BENNETT	1:49.999 28 Chris CHISNALL
ROW 2	1:49.047 54 Douglas CROSBIE	1:49.379 0 Neil PATTEN
ROW 1	1:48.200 29 Stuart GOUGH	1:48.450 9 Jordan SKINNER
<b>Pole</b>		
		

Oulton Park International  
Circuit Length = 2.6920 miles

**These results are provisional until the conclusion of any judicial and technical matters.**

Clerk of Course :	Timekeeper :
-------------------	--------------

# BULLETIN 5 - CATERHAM MOTORSPORT RACE DAY

## Avon Tyres Caterham Supersport Championship QUALIFYING - RACE 3 - CLASSIFICATION

POS	NO	CL	NAME	ENTRY	TIME	ON	LAPS	GAP	DIFF	MPH
1	2		<b>James MACLACHLAN</b>	Caterham Roadsport	<b>1:57.415</b>	9	9			82.53
2	20		<b>Nathan LINDOP</b>	Caterham Roadsport	<b>1:57.622</b>	9	9	<b>0.207</b>	0.207	82.39
3	22		<b>Robert SMITH</b>	Caterham Roadsport	<b>1:57.980</b>	6	9	<b>0.565</b>	0.358	82.14
4	5		<b>Paul BEGLEY</b>	Caterham Roadsport	<b>1:58.227</b>	2	9	<b>0.812</b>	0.247	81.97
5	42		<b>Rodney ARNOLD</b>	Caterham Roadsport	<b>1:58.421</b>	8	9	<b>1.006</b>	0.194	81.83
6	86		<b>Stephen APPLETON</b>	Caterham Roadsport	<b>1:58.586</b>	3	9	<b>1.171</b>	0.165	81.72
7	3		<b>Keith ASHWORTH</b>	Caterham Roadsport	<b>1:58.666</b>	8	9	<b>1.251</b>	0.080	81.66
8	81		<b>Albert VELLA</b>	Caterham Roadsport	<b>1:58.767</b>	6	9	<b>1.352</b>	0.101	81.59
9	66		<b>Michael SCHORAH</b>	Caterham Roadsport	<b>1:58.992</b>	9	9	<b>1.577</b>	0.225	81.44
10	6		<b>Robert COOPER</b>	Caterham Roadsport	<b>1:59.060</b>	4	9	<b>1.645</b>	0.068	81.39
11	8		<b>Jonathan SMARE</b>	Caterham Roadsport	<b>1:59.433</b>	6	9	<b>2.018</b>	0.373	81.14
12	45		<b>Andrew SALMON</b>	Caterham Roadsport	<b>1:59.547</b>	8	9	<b>2.132</b>	0.114	81.06
13	26		<b>Steve LUCKING</b>	Caterham Roadsport	<b>1:59.991</b>	6	7	<b>2.576</b>	0.444	80.76
14	12		<b>Andrew SPECK</b>	Caterham Roadsport	<b>2:00.308</b>	9	9	<b>2.893</b>	0.317	80.55
15	4		<b>Simon CASSIDY</b>	Caterham Roadsport	<b>2:01.630</b>	9	9	<b>4.215</b>	1.322	79.67
16	40		<b>Richard IRWIN</b>	Caterham Roadsport	<b>2:02.047</b>	9	9	<b>4.632</b>	0.417	79.40
17	10		<b>Ray GILLILAND</b>	Caterham Roadsport	<b>2:02.966</b>	8	9	<b>5.551</b>	0.919	78.81

Weather / Track : Sunny / Dry  
These results are provisional until the conclusion of any judicial and technical matters.

Oulton Park International  
Circuit Length = 2.6920 miles  
Start: 09:24 End: 09:46

Clerk of Course :		Timekeeper :
-------------------	--	--------------

## Avon Tyres Caterham Supersport Championship

### QUALIFYING - RACE 3 - LAP ANALYSIS

<b>2</b>	<b>James MACLACHLAN</b>		Caterham Roadsport				
1 -	1:59.136	+ 1.721	9:28:56.213	6 -	1:58.023	+ 0.608	9:38:53.677
2 -	2:03.773	+ 6.358	9:30:59.986	7 -	1:59.397	+ 1.982	9:40:53.074
3 -	1:57.842	+ 0.427	9:32:57.828	8 -	1:57.561	+ 0.146	9:42:50.635
4 -	1:59.400	+ 1.985	9:34:57.228	9 -	<b>1:57.415</b>		<b>9:44:48.050</b>
5 -	1:58.426	+ 1.011	9:36:55.654				
<b>3</b>	<b>Keith ASHWORTH</b>		Caterham Roadsport				
1 -	1:59.193	+ 0.527	9:28:51.399	6 -	1:59.439	+ 0.773	9:38:50.540
2 -	2:00.970	+ 2.304	9:30:52.369	7 -	1:58.923	+ 0.257	9:40:49.463
3 -	1:58.759	+ 0.093	9:32:51.128	8 -	<b>1:58.666</b>		<b>9:42:48.129</b>
4 -	2:00.008	+ 1.342	9:34:51.136	9 -	2:01.786	+ 3.120	9:44:49.915
5 -	1:59.965	+ 1.299	9:36:51.101				
<b>4</b>	<b>Simon CASSIDY</b>		Caterham Roadsport				
1 -	2:31.495	+ 29.865	9:29:23.889	6 -	2:02.758	+ 1.128	9:39:41.898
2 -	2:04.745	+ 3.115	9:31:28.634	7 -	2:03.234	+ 1.604	9:41:45.132
3 -	2:04.335	+ 2.705	9:33:32.969	8 -	2:02.730	+ 1.100	9:43:47.862
4 -	2:02.740	+ 1.110	9:35:35.709	9 -	<b>2:01.630</b>		<b>9:45:49.492</b>
5 -	2:03.431	+ 1.801	9:37:39.140				
<b>5</b>	<b>Paul BEGLEY</b>		Caterham Roadsport				
1 -	1:59.126	+ 0.899	9:28:55.170	6 -	1:58.982	+ 0.755	9:38:49.997
2 -	<b>1:58.227</b>		<b>9:30:53.397</b>	7 -	2:02.304	+ 4.077	9:40:52.301
3 -	1:59.669	+ 1.442	9:32:53.066	8 -	2:12.704	+ 14.477	9:43:05.005
4 -	1:59.008	+ 0.781	9:34:52.074	9 -	1:58.611	+ 0.384	9:45:03.616
5 -	1:58.941	+ 0.714	9:36:51.015				
<b>6</b>	<b>Robert COOPER</b>		Caterham Roadsport				
1 -	2:00.514	+ 1.454	9:28:53.057	6 -	1:59.114	+ 0.054	9:38:53.609
2 -	2:01.670	+ 2.610	9:30:54.727	7 -	2:00.569	+ 1.509	9:40:54.178
3 -	1:59.152	+ 0.092	9:32:53.879	8 -	2:16.044	+ 16.984	9:43:10.222
4 -	<b>1:59.060</b>		<b>9:34:52.939</b>	9 -	1:59.914	+ 0.854	9:45:10.136
5 -	2:01.556	+ 2.496	9:36:54.495				
<b>8</b>	<b>Jonathan SMARE</b>		Caterham Roadsport				
1 -	2:01.463	+ 2.030	9:28:35.719	6 -	<b>1:59.433</b>		<b>9:38:37.134</b>
2 -	2:01.319	+ 1.886	9:30:37.038	7 -	2:00.051	+ 0.618	9:40:37.185
3 -	2:00.538	+ 1.105	9:32:37.576	8 -	1:59.891	+ 0.458	9:42:37.076
4 -	2:00.222	+ 0.789	9:34:37.798	9 -	2:00.639	+ 1.206	9:44:37.715
5 -	1:59.903	+ 0.470	9:36:37.701				
<b>10</b>	<b>Ray GILLILAND</b>		Caterham Roadsport				
1 -	2:07.309	+ 4.343	9:29:14.055	6 -	2:04.092	+ 1.126	9:40:09.332
2 -	2:25.548	+ 22.582	9:31:39.603	7 -	2:03.133	+ 0.167	9:42:12.465
3 -	2:13.214	+ 10.248	9:33:52.817	8 -	<b>2:02.966</b>		<b>9:44:15.431</b>
4 -	2:06.886	+ 3.920	9:35:59.703	9 -	2:03.117	+ 0.151	9:46:18.548
5 -	2:05.537	+ 2.571	9:38:05.240				
<b>12</b>	<b>Andrew SPECK</b>		Caterham Roadsport				
1 -	2:03.237	+ 2.929	9:28:46.737	6 -	2:00.896	+ 0.588	9:39:12.880
2 -	2:19.794	+ 19.486	9:31:06.531	7 -	2:01.350	+ 1.042	9:41:14.230
3 -	2:02.473	+ 2.165	9:33:09.004	8 -	2:01.482	+ 1.174	9:43:15.712
4 -	2:01.746	+ 1.438	9:35:10.750	9 -	<b>2:00.308</b>		<b>9:45:16.020</b>
5 -	2:01.234	+ 0.926	9:37:11.984				
<b>20</b>	<b>Nathan LINDOP</b>		Caterham Roadsport				
1 -	1:58.817	+ 1.195	9:29:00.212	6 -	1:58.337	+ 0.715	9:38:56.202
2 -	1:58.807	+ 1.185	9:30:59.019	7 -	2:01.803	+ 4.181	9:40:58.005
3 -	1:59.381	+ 1.759	9:32:58.400	8 -	1:58.274	+ 0.652	9:42:56.279
4 -	1:58.200	+ 0.578	9:34:56.600	9 -	<b>1:57.622</b>		<b>9:44:53.901</b>

Weather / Track : Sunny / Dry

Oulton Park International  
Circuit Length = 2.6920 miles  
Start: 09:24 End: 09:46

# Avon Tyres Caterham Supersport Championship

## QUALIFYING - RACE 3 - LAP ANALYSIS


5 -	2:01.265	+ 3.643	9:36:57.865			
<b>22</b>	<b>Robert SMITH</b> Caterham Roadsport					
1 -	1:59.672	+ 1.692	9:28:58.497	6 -	<b>1:57.980</b>	<b>9:38:52.999</b>
2 -	1:59.585	+ 1.605	9:30:58.082	7 -	2:02.760	+ 4.780 9:40:55.759
3 -	1:58.174	+ 0.194	9:32:56.256	8 -	1:59.315	+ 1.335 9:42:55.074
4 -	1:57.983	+ 0.003	9:34:54.239	9 -	1:59.112	+ 1.132 9:44:54.186
5 -	2:00.780	+ 2.800	9:36:55.019			
<b>26</b>	<b>Steve LUCKING</b> Caterham Roadsport					
1 -	2:02.368	+ 2.377	9:28:46.507	5 -	2:01.257	+ 1.266 9:36:52.849
2 -	2:02.472	+ 2.481	9:30:48.979	6 -	<b>1:59.991</b>	<b>9:38:52.840</b>
3 -	2:01.580	+ 1.589	9:32:50.559	7 -	2:55.996 P	+ 56.005 9:41:48.836
4 -	2:01.033	+ 1.042	9:34:51.592			
<b>40</b>	<b>Richard IRWIN</b> Caterham Roadsport					
1 -	2:06.344	+ 4.297	9:29:07.568	6 -	2:03.707	+ 1.660 9:39:24.321
2 -	2:03.632	+ 1.585	9:31:11.200	7 -	2:21.298	+ 19.251 9:41:45.619
3 -	2:03.056	+ 1.009	9:33:14.256	8 -	2:02.761	+ 0.714 9:43:48.380
4 -	2:03.328	+ 1.281	9:35:17.584	9 -	<b>2:02.047</b>	<b>9:45:50.427</b>
5 -	2:03.030	+ 0.983	9:37:20.614			
<b>42</b>	<b>Rodney ARNOLD</b> Caterham Roadsport					
1 -	2:00.132	+ 1.711	9:28:50.114	6 -	1:58.603	+ 0.182 9:38:50.715
2 -	1:59.719	+ 1.298	9:30:49.833	7 -	1:59.464	+ 1.043 9:40:50.179
3 -	2:00.235	+ 1.814	9:32:50.068	8 -	<b>1:58.421</b>	<b>9:42:48.600</b>
4 -	1:59.674	+ 1.253	9:34:49.742	9 -	1:59.091	+ 0.670 9:44:47.691
5 -	2:02.370	+ 3.949	9:36:52.112			
<b>45</b>	<b>Andrew SALMON</b> Caterham Roadsport					
1 -	2:02.822	+ 3.275	9:28:55.693	6 -	2:00.000	+ 0.453 9:38:56.799
2 -	2:00.076	+ 0.529	9:30:55.769	7 -	2:02.241	+ 2.694 9:40:59.040
3 -	1:59.694	+ 0.147	9:32:55.463	8 -	<b>1:59.547</b>	<b>9:42:58.587</b>
4 -	2:00.069	+ 0.522	9:34:55.532	9 -	1:59.910	+ 0.363 9:44:58.497
5 -	2:01.267	+ 1.720	9:36:56.799			
<b>66</b>	<b>Michael SCHORAH</b> Caterham Roadsport					
1 -	2:02.379	+ 3.387	9:28:47.304	6 -	1:59.096	+ 0.104 9:38:54.277
2 -	2:01.456	+ 2.464	9:30:48.760	7 -	2:02.518	+ 3.526 9:40:56.795
3 -	2:02.220	+ 3.228	9:32:50.980	8 -	1:59.670	+ 0.678 9:42:56.465
4 -	2:00.977	+ 1.985	9:34:51.957	9 -	<b>1:58.992</b>	<b>9:44:55.457</b>
5 -	2:03.224	+ 4.232	9:36:55.181			
<b>81</b>	<b>Albert VELLA</b> Caterham Roadsport					
1 -	2:02.775	+ 4.008	9:28:48.314	6 -	<b>1:58.767</b>	<b>9:38:54.940</b>
2 -	2:04.269	+ 5.502	9:30:52.583	7 -	2:02.331	+ 3.564 9:40:57.271
3 -	2:00.927	+ 2.160	9:32:53.510	8 -	1:59.758	+ 0.991 9:42:57.029
4 -	2:00.215	+ 1.448	9:34:53.725	9 -	1:58.966	+ 0.199 9:44:55.995
5 -	2:02.448	+ 3.681	9:36:56.173			
<b>86</b>	<b>Stephen APPLETON</b> Caterham Roadsport					
1 -	2:00.020	+ 1.434	9:28:58.356	6 -	1:59.066	+ 0.480 9:38:58.006
2 -	2:00.139	+ 1.553	9:30:58.495	7 -	2:02.395	+ 3.809 9:41:00.401
3 -	<b>1:58.586</b>		<b>9:32:57.081</b>	8 -	1:59.003	+ 0.417 9:42:59.404
4 -	2:00.433	+ 1.847	9:34:57.514	9 -	1:58.938	+ 0.352 9:44:58.342
5 -	2:01.426	+ 2.840	9:36:58.940			

Weather / Track : Sunny / Dry

Oulton Park International  
Circuit Length = 2.6920 miles  
Start: 09:24 End: 09:46

# Avon Tyres Caterham Supersport Championship

## RACE 3 - GRID

ROW 9	2:02.966 10 Ray GILLILAND		
ROW 8		2:01.630 4 Simon CASSIDY	2:02.047 40 Richard IRWIN
ROW 7	1:59.991 26 Steve LUCKING		2:00.308 12 Andrew SPECK
ROW 6		1:59.433 8 Jonathan SMARE	1:59.547 45 Andrew SALMON
ROW 5	1:58.992 66 Michael SCHORAH		1:59.060 6 Robert COOPER
ROW 4		1:58.666 3 Keith ASHWORTH	1:58.767 81 Albert VELLA
ROW 3	1:58.421 42 Rodney ARNOLD		1:58.586 86 Stephen APPLETON
ROW 2		1:57.980 22 Robert SMITH	1:58.227 5 Paul BEGLEY
ROW 1	1:57.415 2 James MACLACHLAN		1:57.622 20 Nathan LINDOP
<b>Pole</b>			
			

Oulton Park International  
Circuit Length = 2.6920 miles

**These results are provisional until the conclusion of any judicial and technical matters.**

Clerk of Course :		Timekeeper :
-------------------	--	--------------

# BULLETIN 6 - CATERHAM MOTORSPORT RACE DAY

## BRS Recovery Ford XR Challenge & alflashop Alfa Romeo Championship QUALIFYING - RACES 5 & 7 - CLASSIFICATION

POS	NO	CL	NAME	ENTRY	TIME	ON	LAPS	GAP	DIFF	MPH
1	97	A1	Neil SMITH	Alfa Romeo 156 World Touring Car	1:53.107	6	9			85.68
2	14	A1	Andy PAGE	Alfa Romeo Giulietta Turbo	1:56.527	4	8	3.420	3.420	83.16
3	12	A2	Chris SNOWDON	Alfa Romeo 33 16v	1:57.012	5	8	3.905	0.485	82.82
4	11	A2	Stephen DYMOKE	Alfa Romeo 156	1:57.912	7	9	4.805	0.900	82.19
5	2	A1	Sam LAIRD	Alfa Romeo 75	2:01.193	5	5	8.086	3.281	79.96
6	6	B	John GRIFFITHS	Alfa Romeo 156	2:03.654	8	8	10.547	2.461	78.37
7	11	A	Paul BISHOP	Ford Fiesta XR2	2:04.719	4	7	11.612	1.065	77.70
8	53	C	Graham SEAGER	Alfa Romeo GTV	2:04.729	4	8	11.622	0.010	77.69
9	68	A	Simon ROBINSON	Ford Fiesta XR2	2:05.512	3	8	12.405	0.783	77.21
10	62	C	Chris HEALEY	Alfa Romeo GTV	2:05.685	8	9	12.578	0.173	77.10
11	1	E	Paul PLANT	Alfa Romeo 156	2:06.337	7	8	13.230	0.652	76.70
12	39	C	Sarah HEELS	Alfa Romeo 147 GTA	2:07.076	5	7	13.969	0.739	76.26
13	44	A1	Robin EYRE-MAUNSELL	Alfa Romeo 75	2:07.122	7	8	14.015	0.046	76.23
14	17	A	Craig READYHOUGH	Ford Fiesta XR2	2:07.275	3	8	14.168	0.153	76.14
15	34	A	Chris BALL	Ford Fiesta XR2	2:07.354	3	8	14.247	0.079	76.09
16	59	C	Andrew ROBINSON	Alfa Romeo 155	2:07.480	7	8	14.373	0.126	76.02
17	1	B	John-Ifan JONES	Ford Escort XR3i	2:07.683	5	7	14.576	0.203	75.90
18	4	B	Andrew LENNIE	Ford Escort XR3i	2:07.895	8	8	14.788	0.212	75.77
19	66	A	Steve POOLE	Ford Fiesta XR2	2:08.114	2	3	15.007	0.219	75.64
20	47	E	Ben ANDERSON	Alfa Romeo 147	2:08.244	5	8	15.137	0.130	75.56
21	74	E	Andy INMAN	Alfa Romeo 156 TS	2:08.297	5	8	15.190	0.053	75.53
22	79	A	Simon SHERIDAN	Ford Fiesta XR2	2:08.366	3	8	15.259	0.069	75.49
23	61	E	Mel HEALEY	Alfa Romeo 156	2:08.585	5	8	15.478	0.219	75.36
24	68	D	Matt ABELL	Alfa Romeo 33	2:09.638	5	8	16.531	1.053	74.75
25	55	B	Marcus RILEY	Ford Escort XR3i	2:09.800	6	8	16.693	0.162	74.66
26	13	A	Suzanne HARRISON	Ford Fiesta XR2	2:10.208	6	8	17.101	0.408	74.42
27	23	A	Greg SPEIGHT	Ford Fiesta XR2	2:10.615	5	6	17.508	0.407	74.19
28	9	A	George DWANE	Ford Fiesta XR2	2:10.663	3	7	17.556	0.048	74.17
29	38	E	Martin JONES	Alfa Romeo 145 Cloverleaf	2:10.706	4	8	17.599	0.043	74.14
30	5	E	Raymond FOLEY	Alfa Romeo 156	2:10.805	2	7	17.698	0.099	74.08
31	22	B	Danny LEIGH	Ford Escort XR3i	2:10.972	4	6	17.865	0.167	73.99
32	26	B	David BENNETT	Ford Escort XR3i	2:11.452	7	8	18.345	0.480	73.72
33	70	E	Andrew BRAMAH	Alfa Romeo 147	2:12.025	5	8	18.918	0.573	73.40
34	52	A	Mark EDWARDS	Ford Fiesta XR2	2:12.106	4	7	18.999	0.081	73.36
35	18	A	Michael HEATH	Ford Fiesta XR2	2:13.540	1	2	20.433	1.434	72.57
36	3	A	Peter LANCASTER	Ford Fiesta XR2	2:13.608	5	6	20.501	0.068	72.53
37	63	B	Terry KELLAHER	Ford Escort XR3i	2:13.668	6	7	20.561	0.060	72.50
38	10	A	Colin UPTON	Ford Fiesta XR2	2:15.057	2	6	21.950	1.389	71.75
39	86	B	Antony SULLIVAN	Ford Escort XR3i	2:15.068	7	7	21.961	0.011	71.75
40	43	A2	Louise WEST	Alfa Romeo 33 1.7 16v	2:16.211	5	6	23.104	1.143	71.14

XR CAR 10 - NO WORKING TRANSPONDER YOU MUST FIX FOR RACE

Weather / Track : Cloudy / Dry

These results are provisional until the conclusion of any judicial and technical matters.

Oulton Park International  
Circuit Length = 2.6920 miles  
Start: 09:48 End: 10:11

Clerk of Course :		Timekeeper :
-------------------	--	--------------

# BRS Recovery Ford XR Challenge & alfashop Alfa Romeo Championship

## QUALIFYING - RACES 5 & 7 - LAP ANALYSIS

<b>1</b>	<b>Paul PLANT</b>		E Alfa Romeo 156				
1 -	2:12.071	+ 5.734	9:54:23.606	5 -	2:06.988	+ 0.651	10:02:52.440
2 -	2:07.714	+ 1.377	9:56:31.320	6 -	2:07.149	+ 0.812	10:04:59.589
3 -	2:06.683	+ 0.346	9:58:38.003	7 -	<b>2:06.337</b>		<b>10:07:05.926</b>
4 -	2:07.449	+ 1.112	10:00:45.452	8 -	2:06.787	+ 0.450	10:09:12.713
<b>1</b>	<b>John-lfan JONES</b>		B Ford Escort XR3i				
1 -	2:11.609	+ 3.926	9:55:19.082	5 -	<b>2:07.683</b>		<b>10:03:56.589</b>
2 -	2:10.701	+ 3.018	9:57:29.783	6 -	2:07.699	+ 0.016	10:06:04.288
3 -	2:11.159	+ 3.476	9:59:40.942	7 -	2:08.151	+ 0.468	10:08:12.439
4 -	2:07.964	+ 0.281	10:01:48.906				
<b>2</b>	<b>Sam LAIRD</b>		A1 Alfa Romeo 75				
1 -	2:12.571	+ 11.378	9:53:28.201	4 -	2:02.777	+ 1.584	9:59:38.077
2 -	2:05.112	+ 3.919	9:55:33.313	5 -	<b>2:01.193</b>		<b>10:01:39.270</b>
3 -	2:01.987	+ 0.794	9:57:35.300				
<b>3</b>	<b>Peter LANCASTER</b>		A Ford Fiesta XR2				
1 -	2:49.822	+ 36.214	9:56:23.355	4 -	2:35.766	+ 22.158	10:04:26.989
2 -	2:49.497	+ 35.889	9:59:12.852	5 -	<b>2:13.608</b>		<b>10:06:40.597</b>
3 -	2:38.371	+ 24.763	10:01:51.223	6 -	2:15.308	+ 1.700	10:08:55.905
<b>4</b>	<b>Andrew LENNIE</b>		B Ford Escort XR3i				
1 -	2:13.006	+ 5.111	9:55:23.475	5 -	2:35.546	+ 27.651	10:04:28.909
2 -	2:11.636	+ 3.741	9:57:35.111	6 -	2:09.709	+ 1.814	10:06:38.618
3 -	2:09.270	+ 1.375	9:59:44.381	7 -	2:08.518	+ 0.623	10:08:47.136
4 -	2:08.982	+ 1.087	10:01:53.363	8 -	<b>2:07.895</b>		<b>10:10:55.031</b>
<b>5</b>	<b>Raymond FOLEY</b>		E Alfa Romeo 156				
1 -	2:14.429	+ 3.624	9:54:16.706	5 -	2:13.524	+ 2.719	10:03:04.948
2 -	<b>2:10.805</b>		<b>9:56:27.511</b>	6 -	2:34.979 P	+ 24.174	10:05:39.927
3 -	2:11.914	+ 1.109	9:58:39.425	7 -	3:50.622	+ 1:39.817	10:09:30.549
4 -	2:11.999	+ 1.194	10:00:51.424				
<b>6</b>	<b>John GRIFFITHS</b>		B Alfa Romeo 156				
1 -	2:16.418	+ 12.764	9:54:30.261	5 -	2:05.759	+ 2.105	10:02:59.111
2 -	2:09.265	+ 5.611	9:56:39.526	6 -	2:08.382	+ 4.728	10:05:07.493
3 -	2:07.297	+ 3.643	9:58:46.823	7 -	2:04.831	+ 1.177	10:07:12.324
4 -	2:06.529	+ 2.875	10:00:53.352	8 -	<b>2:03.654</b>		<b>10:09:15.978</b>
<b>9</b>	<b>George DWANE</b>		A Ford Fiesta XR2				
1 -	2:18.658	+ 7.995	9:55:21.369	5 -	2:11.324	+ 0.661	10:04:10.299
2 -	2:16.056	+ 5.393	9:57:37.425	6 -	2:40.520	+ 29.857	10:06:50.819
3 -	<b>2:10.663</b>		<b>9:59:48.088</b>	7 -	2:12.596	+ 1.933	10:09:03.415
4 -	2:10.887	+ 0.224	10:01:58.975				
<b>10</b>	<b>Colin UPTON</b>		A Ford Fiesta XR2				
1 -	3:14.898	+ 59.841	9:55:26.434	4 -	2:15.319	+ 0.262	10:02:13.060
2 -	<b>2:15.057</b>		<b>9:57:41.491</b>	5 -	2:25.863	+ 10.806	10:04:38.923
3 -	2:16.250	+ 1.193	9:59:57.741	6 -	2:28.084 P	+ 13.027	10:07:07.007
<b>11</b>	<b>Paul BISHOP</b>		A Ford Fiesta XR2				
1 -	2:10.832	+ 6.113	9:54:54.862	5 -	2:29.393	+ 24.674	10:03:39.548
2 -	2:05.593	+ 0.874	9:57:00.455	6 -	2:15.586	+ 10.867	10:05:55.134
3 -	2:04.981	+ 0.262	9:59:05.436	7 -	2:22.828	+ 18.109	10:08:17.962
4 -	<b>2:04.719</b>		<b>10:01:10.155</b>				
<b>11</b>	<b>Stephen DYMOKE</b>		A2 Alfa Romeo 156				
1 -	2:20.023	+ 22.111	9:54:01.814	6 -	2:06.773	+ 8.861	10:04:13.629
2 -	2:00.859	+ 2.947	9:56:02.673	7 -	<b>1:57.912</b>		<b>10:06:11.541</b>
3 -	2:02.750	+ 4.838	9:58:05.423	8 -	1:57.995	+ 0.083	10:08:09.536

XR CAR 10 - NO WORKING TRANSPONDER YOU MUST FIX FOR RACE

Weather / Track : Cloudy / Dry

Oulton Park International  
Circuit Length = 2.6920 miles  
Start: 09:48 End: 10:11

## BRS Recovery Ford XR Challenge & alfashop Alfa Romeo Championship

### QUALIFYING - RACES 5 & 7 - LAP ANALYSIS

4 -	2:01.280	+ 3.368	10:00:06.703	9 -	1:58.095	+ 0.183	10:10:07.631
5 -	2:00.153	+ 2.241	10:02:06.856				
<b>12</b>	<b>Chris SNOWDON</b>		A2 Alfa Romeo 33 16v				
1 -	2:27.982 P	+ 30.970	9:53:47.678	5 -	<b>1:57.012</b>		<b>10:02:34.805</b>
2 -	2:53.672	+ 56.660	9:56:41.350	6 -	2:03.508	+ 6.496	10:04:38.313
3 -	1:58.444	+ 1.432	9:58:39.794	7 -	2:07.036 P	+ 10.024	10:06:45.349
4 -	1:57.999	+ 0.987	10:00:37.793	8 -	2:23.547	+ 26.535	10:09:08.896
<b>13</b>	<b>Suzanne HARRISON</b>		A Ford Fiesta XR2				
1 -	2:15.154	+ 4.946	9:55:26.935	5 -	2:14.438	+ 4.230	10:04:20.583
2 -	2:16.747	+ 6.539	9:57:43.682	6 -	<b>2:10.208</b>		<b>10:06:30.791</b>
3 -	2:11.230	+ 1.022	9:59:54.912	7 -	2:10.694	+ 0.486	10:08:41.485
4 -	2:11.233	+ 1.025	10:02:06.145	8 -	2:13.143	+ 2.935	10:10:54.628
<b>14</b>	<b>Andy PAGE</b>		A1 Alfa Romeo Giulietta Turbo				
1 -	2:09.536	+ 13.009	9:53:26.477	5 -	2:01.400	+ 4.873	10:01:24.592
2 -	2:00.863	+ 4.336	9:55:27.340	6 -	2:00.004	+ 3.477	10:03:24.596
3 -	1:59.325	+ 2.798	9:57:26.665	7 -	2:12.314	+ 15.787	10:05:36.910
4 -	<b>1:56.527</b>		<b>9:59:23.192</b>	8 -	2:23.049 P	+ 26.522	10:07:59.959
<b>17</b>	<b>Craig READYHOUGH</b>		A Ford Fiesta XR2				
1 -	2:12.793	+ 5.518	9:55:28.906	5 -	2:16.246	+ 8.971	10:04:20.200
2 -	2:09.278	+ 2.003	9:57:38.184	6 -	2:07.399	+ 0.124	10:06:27.599
3 -	<b>2:07.275</b>		<b>9:59:45.459</b>	7 -	2:07.449	+ 0.174	10:08:35.048
4 -	2:18.495	+ 11.220	10:02:03.954	8 -	2:18.308	+ 11.033	10:10:53.356
<b>18</b>	<b>Michael HEATH</b>		A Ford Fiesta XR2				
1 -	<b>2:13.540</b>		<b>9:55:04.226</b>	2 -	2:14.791	+ 1.251	9:57:19.017
<b>22</b>	<b>Danny LEIGH</b>		B Ford Escort XR3i				
1 -	2:14.127	+ 3.155	9:55:35.320	4 -	<b>2:10.972</b>		<b>10:02:10.273</b>
2 -	2:11.452	+ 0.480	9:57:46.772	5 -	2:24.765	+ 13.793	10:04:35.038
3 -	2:12.529	+ 1.557	9:59:59.301	6 -	2:27.682 P	+ 16.710	10:07:02.720
<b>23</b>	<b>Greg SPEIGHT</b>		A Ford Fiesta XR2				
1 -	2:21.857	+ 11.242	9:56:01.980	4 -	2:12.707	+ 2.092	10:02:41.775
2 -	2:13.701	+ 3.086	9:58:15.681	5 -	<b>2:10.615</b>		<b>10:04:52.390</b>
3 -	2:13.387	+ 2.772	10:00:29.068	6 -	2:10.651	+ 0.036	10:07:03.041
<b>26</b>	<b>David BENNETT</b>		B Ford Escort XR3i				
1 -	2:18.035	+ 6.583	9:55:14.905	5 -	2:12.448	+ 0.996	10:04:11.079
2 -	2:16.418	+ 4.966	9:57:31.323	6 -	2:18.271	+ 6.819	10:06:29.350
3 -	2:13.140	+ 1.688	9:59:44.463	7 -	<b>2:11.452</b>		<b>10:08:40.802</b>
4 -	2:14.168	+ 2.716	10:01:58.631	8 -	2:20.503	+ 9.051	10:11:01.305
<b>34</b>	<b>Chris BALL</b>		A Ford Fiesta XR2				
1 -	2:09.880	+ 2.526	9:54:55.669	5 -	2:07.702	+ 0.348	10:03:27.855
2 -	2:08.643	+ 1.289	9:57:04.312	6 -	2:08.068	+ 0.714	10:05:35.923
3 -	<b>2:07.354</b>		<b>9:59:11.666</b>	7 -	2:07.693	+ 0.339	10:07:43.616
4 -	2:08.487	+ 1.133	10:01:20.153	8 -	2:07.969	+ 0.615	10:09:51.585
<b>38</b>	<b>Martin JONES</b>		E Alfa Romeo 145 Cloverleaf				
1 -	2:13.919	+ 3.213	9:53:41.667	5 -	2:10.803	+ 0.097	10:02:30.183
2 -	2:14.510	+ 3.804	9:55:56.177	6 -	2:13.329	+ 2.623	10:04:43.512
3 -	2:12.497	+ 1.791	9:58:08.674	7 -	2:11.163	+ 0.457	10:06:54.675
4 -	<b>2:10.706</b>		<b>10:00:19.380</b>	8 -	2:12.260	+ 1.554	10:09:06.935
<b>39</b>	<b>Sarah HEELS</b>		C Alfa Romeo 147 GTA				
1 -	2:17.001	+ 9.925	9:53:38.235	5 -	<b>2:07.076</b>		<b>10:02:16.962</b>
2 -	2:12.501	+ 5.425	9:55:50.736	6 -	2:14.547	+ 7.471	10:04:31.509
3 -	2:09.039	+ 1.963	9:57:59.775	7 -	2:38.178 P	+ 31.102	10:07:09.687

XR CAR 10 - NO WORKING TRANSPONDER YOU MUST FIX FOR RACE

Weather / Track : Cloudy / Dry

Oulton Park International  
Circuit Length = 2.6920 miles  
Start: 09:48 End: 10:11

## BRS Recovery Ford XR Challenge & alfashop Alfa Romeo Championship

### QUALIFYING - RACES 5 & 7 - LAP ANALYSIS

4 -	2:10.111	+ 3.035	10:00:09.886			
<b>43</b>	<b>Louise WEST</b>		A2 Alfa Romeo 33 1.7 16v			
1 -	2:17.196	+ 0.985	9:57:21.889	4 -	2:20.748	+ 4.537
2 -	2:19.297	+ 3.086	9:59:41.186	5 -	<b>2:16.211</b>	
3 -	2:18.081	+ 1.870	10:01:59.267	6 -	2:22.602	+ 6.391
						10:04:20.015
						<b>10:06:36.226</b>
						10:08:58.828
<b>44</b>	<b>Robin EYRE-MAUNSELL</b>		A1 Alfa Romeo 75			
1 -	2:13.814	+ 6.692	9:54:04.389	5 -	2:07.737	+ 0.615
2 -	2:10.084	+ 2.962	9:56:14.473	6 -	2:07.907	+ 0.785
3 -	2:09.405	+ 2.283	9:58:23.878	7 -	<b>2:07.122</b>	
4 -	2:08.355	+ 1.233	10:00:32.233	8 -	2:08.828	+ 1.706
						10:02:39.970
						10:04:47.877
						<b>10:06:54.999</b>
						10:09:03.827
<b>47</b>	<b>Ben ANDERSON</b>		E Alfa Romeo 147			
1 -	2:10.470	+ 2.226	9:53:45.662	5 -	<b>2:08.244</b>	
2 -	2:10.046	+ 1.802	9:55:55.708	6 -	2:11.637	+ 3.393
3 -	2:08.526	+ 0.282	9:58:04.234	7 -	2:08.843	+ 0.599
4 -	2:08.757	+ 0.513	10:00:12.991	8 -	2:14.635	+ 6.391
						<b>10:02:21.235</b>
						10:04:32.872
						10:06:41.715
						10:08:56.350
<b>52</b>	<b>Mark EDWARDS</b>		A Ford Fiesta XR2			
1 -	2:20.173	+ 8.067	9:55:43.592	5 -	2:14.872	+ 2.766
2 -	2:18.848	+ 6.742	9:58:02.440	6 -	2:12.342	+ 0.236
3 -	2:12.951	+ 0.845	10:00:15.391	7 -	2:13.204	+ 1.098
4 -	<b>2:12.106</b>		<b>10:02:27.497</b>			
						10:04:42.369
						10:06:54.711
						10:09:07.915
<b>53</b>	<b>Graham SEAGER</b>		C Alfa Romeo GTV			
1 -	2:21.047	+ 16.318	9:54:31.921	5 -	2:15.448	+ 10.719
2 -	2:17.540	+ 12.811	9:56:49.461	6 -	2:18.074	+ 13.345
3 -	2:05.674	+ 0.945	9:58:55.135	7 -	2:23.004	+ 18.275
4 -	<b>2:04.729</b>		<b>10:00:59.864</b>	8 -	2:14.741	+ 10.012
						10:03:15.312
						10:05:33.386
						10:07:56.390
						10:10:11.131
<b>55</b>	<b>Marcus RILEY</b>		B Ford Escort XR3i			
1 -	2:11.793	+ 1.993	9:55:00.128	5 -	2:15.618	+ 5.818
2 -	2:10.681	+ 0.881	9:57:10.809	6 -	<b>2:09.800</b>	
3 -	2:11.110	+ 1.310	9:59:21.919	7 -	2:10.050	+ 0.250
4 -	2:10.849	+ 1.049	10:01:32.768	8 -	2:11.403	+ 1.603
						10:03:48.386
						<b>10:05:58.186</b>
						10:08:08.236
						10:10:19.639
<b>59</b>	<b>Andrew ROBINSON</b>		C Alfa Romeo 155			
1 -	2:12.441	+ 4.961	9:54:10.596	5 -	2:08.631	+ 1.151
2 -	2:12.602	+ 5.122	9:56:23.198	6 -	2:12.449	+ 4.969
3 -	2:09.775	+ 2.295	9:58:32.973	7 -	<b>2:07.480</b>	
4 -	2:17.298	+ 9.818	10:00:50.271	8 -	2:10.103	+ 2.623
						10:02:58.902
						10:05:11.351
						<b>10:07:18.831</b>
						10:09:28.934
<b>61</b>	<b>Mel HEALEY</b>		E Alfa Romeo 156			
1 -	2:20.341	+ 11.756	9:53:36.446	5 -	<b>2:08.585</b>	
2 -	2:10.207	+ 1.622	9:55:46.653	6 -	2:13.784	+ 5.199
3 -	2:09.836	+ 1.251	9:57:56.489	7 -	2:09.354	+ 0.769
4 -	2:09.217	+ 0.632	10:00:05.706	8 -	2:23.662	+ 15.077
						<b>10:02:14.291</b>
						10:04:28.075
						10:06:37.429
						10:09:01.091
<b>62</b>	<b>Chris HEALEY</b>		C Alfa Romeo GTV			
1 -	2:16.558	+ 10.873	9:53:28.942	6 -	2:12.108	+ 6.423
2 -	2:11.109	+ 5.424	9:55:40.051	7 -	2:06.689	+ 1.004
3 -	2:07.691	+ 2.006	9:57:47.742	8 -	<b>2:05.685</b>	
4 -	2:06.977	+ 1.292	9:59:54.719	9 -	2:06.739	+ 1.054
5 -	2:07.468	+ 1.783	10:02:02.187			
						10:04:14.295
						10:06:20.984
						<b>10:08:26.669</b>
						10:10:33.408
<b>63</b>	<b>Terry KELLAHER</b>		B Ford Escort XR3i			
1 -	2:21.776	+ 8.108	9:55:37.496	5 -	2:19.443	+ 5.775
2 -	2:17.723	+ 4.055	9:57:55.219	6 -	<b>2:13.668</b>	
3 -	2:15.828	+ 2.160	10:00:11.047	7 -	2:15.336	+ 1.668
4 -	2:14.286	+ 0.618	10:02:25.333			
						10:04:44.776
						<b>10:06:58.444</b>
						10:09:13.780

XR CAR 10 - NO WORKING TRANSPONDER YOU MUST FIX FOR RACE

Weather / Track : Cloudy / Dry

Oulton Park International  
Circuit Length = 2.6920 miles  
Start: 09:48 End: 10:11

## BRS Recovery Ford XR Challenge & alfashop Alfa Romeo Championship

### QUALIFYING - RACES 5 & 7 - LAP ANALYSIS

<b>66</b>	<b>Steve POOLE</b>		A Ford Fiesta XR2				
1 -	2:10.449	+ 2.335	9:54:55.258	3 -	2:47.825 P	+ 39.711	9:59:51.197
2 -	<b>2:08.114</b>		<b>9:57:03.372</b>				
<b>68</b>	<b>Matt ABELL</b>		D Alfa Romeo 33				
1 -	2:12.707	+ 3.069	9:54:10.104	5 -	<b>2:09.638</b>		<b>10:02:57.336</b>
2 -	2:14.312	+ 4.674	9:56:24.416	6 -	2:13.038	+ 3.400	10:05:10.374
3 -	2:10.653	+ 1.015	9:58:35.069	7 -	2:10.322	+ 0.684	10:07:20.696
4 -	2:12.629	+ 2.991	10:00:47.698	8 -	2:11.222	+ 1.584	10:09:31.918
<b>68</b>	<b>Simon ROBINSON</b>		A Ford Fiesta XR2				
1 -	2:08.418	+ 2.906	9:54:55.955	5 -	2:06.456	+ 0.944	10:03:21.195
2 -	2:06.036	+ 0.524	9:57:01.991	6 -	2:09.489	+ 3.977	10:05:30.684
3 -	<b>2:05.512</b>		<b>9:59:07.503</b>	7 -	2:07.789	+ 2.277	10:07:38.473
4 -	2:07.236	+ 1.724	10:01:14.739	8 -	2:06.905	+ 1.393	10:09:45.378
<b>70</b>	<b>Andrew BRAMAH</b>		E Alfa Romeo 147				
1 -	2:16.927	+ 4.902	9:54:09.135	5 -	<b>2:12.025</b>		<b>10:03:06.630</b>
2 -	2:18.313	+ 6.288	9:56:27.448	6 -	2:20.924	+ 8.899	10:05:27.554
3 -	2:14.719	+ 2.694	9:58:42.167	7 -	2:13.318	+ 1.293	10:07:40.872
4 -	2:12.438	+ 0.413	10:00:54.605	8 -	2:13.009	+ 0.984	10:09:53.881
<b>74</b>	<b>Andy INMAN</b>		E Alfa Romeo 156 TS				
1 -	2:14.347	+ 6.050	9:53:38.790	5 -	<b>2:08.297</b>		<b>10:02:19.501</b>
2 -	2:12.765	+ 4.468	9:55:51.555	6 -	2:10.999	+ 2.702	10:04:30.500
3 -	2:10.035	+ 1.738	9:58:01.590	7 -	2:08.967	+ 0.670	10:06:39.467
4 -	2:09.614	+ 1.317	10:00:11.204	8 -	2:17.640	+ 9.343	10:08:57.107
<b>79</b>	<b>Simon SHERIDAN</b>		A Ford Fiesta XR2				
1 -	2:11.926	+ 3.560	9:55:25.088	5 -	2:10.143	+ 1.777	10:04:07.212
2 -	2:11.490	+ 3.124	9:57:36.578	6 -	2:10.054	+ 1.688	10:06:17.266
3 -	<b>2:08.366</b>		<b>9:59:44.944</b>	7 -	2:09.033	+ 0.667	10:08:26.299
4 -	2:12.125	+ 3.759	10:01:57.069	8 -	2:31.137	+ 22.771	10:10:57.436
<b>86</b>	<b>Antony SULLIVAN</b>		B Ford Escort XR3i				
1 -	2:23.023	+ 7.955	9:56:01.918	5 -	2:20.931	+ 5.863	10:05:18.032
2 -	2:20.739	+ 5.671	9:58:22.657	6 -	2:15.838	+ 0.770	10:07:33.870
3 -	2:17.993	+ 2.925	10:00:40.650	7 -	<b>2:15.068</b>		<b>10:09:48.938</b>
4 -	2:16.451	+ 1.383	10:02:57.101				
<b>97</b>	<b>Neil SMITH</b>		A1 Alfa Romeo 156 World Touring Car				
1 -	2:02.619	+ 9.512	9:53:34.584	6 -	<b>1:53.107</b>		<b>10:03:06.143</b>
2 -	1:55.994	+ 2.887	9:55:30.578	7 -	2:01.710	+ 8.603	10:05:07.853
3 -	1:55.604	+ 2.497	9:57:26.182	8 -	1:55.372	+ 2.265	10:07:03.225
4 -	1:53.515	+ 0.408	9:59:19.697	9 -	2:08.305 P	+ 15.198	10:09:11.530
5 -	1:53.339	+ 0.232	10:01:13.036				

XR CAR 10 - NO WORKING TRANSPONDER YOU MUST FIX FOR RACE

Weather / Track : Cloudy / Dry

Oulton Park International  
Circuit Length = 2.6920 miles  
Start: 09:48 End: 10:11


# BULLETIN 7 - CATERHAM MOTORSPORT RACE DAY

## BRS Recovery Ford XR Challenge

### RACE 5 - GRID

ROW 10	2:15.057 10 Colin UPTON	2:15.068 86 Antony SULLIVAN
ROW 9	2:13.608 3 Peter LANCASTER	2:13.668 63 Terry KELLAHER
ROW 8	2:12.106 52 Mark EDWARDS	2:13.540 18 Michael HEATH
ROW 7	2:10.972 22 Danny LEIGH	2:11.452 26 David BENNETT
ROW 6	2:10.615 23 Greg SPEIGHT	2:10.663 9 George DWANE
ROW 5	2:09.800 55 Marcus RILEY	2:10.208 13 Suzanne HARRISON
ROW 4	2:08.114 66 Steve POOLE	2:08.366 79 Simon SHERIDAN
ROW 3	2:07.683 1 John-Ifan JONES	2:07.895 4 Andrew LENNIE
ROW 2	2:07.275 17 Craig READYHOUGH	2:07.354 34 Chris BALL
ROW 1	2:04.719 11 Paul BISHOP	2:05.512 68 Simon ROBINSON

**Pole**



Oulton Park International  
Circuit Length = 2.6920 miles

**These results are provisional until the conclusion of any judicial and technical matters.**

Clerk of Course :	Timekeeper :
-------------------	--------------


# BULLETIN 8 - CATERHAM MOTORSPORT RACE DAY

## BRSCC alfashop Alfa Romeo Championship

### RACE 7 - GRID

ROW 10	2:12.025 70 Andrew BRAMAH	2:16.211 43 Louise WEST
ROW 9	2:10.706 38 Martin JONES	2:10.805 5 Raymond FOLEY
ROW 8	2:08.585 61 Mel HEALEY	2:09.638 68 Matt ABELL
ROW 7	2:08.244 47 Ben ANDERSON	2:08.297 74 Andy INMAN
ROW 6	2:07.122 44 Robin EYRE-MAUNSELL	2:07.480 59 Andrew ROBINSON
ROW 5	2:06.337 1 Paul PLANT	2:07.076 39 Sarah HEELS
ROW 4	2:04.729 53 Graham SEAGER	2:05.685 62 Chris HEALEY
ROW 3	2:01.193 2 Sam LAIRD	2:03.654 6 John GRIFFITHS
ROW 2	1:57.012 12 Chris SNOWDON	1:57.912 11 Stephen DYMOKE
ROW 1	1:53.107 97 Neil SMITH	1:56.527 14 Andy PAGE

**Pole**



Oulton Park International  
Circuit Length = 2.6920 miles

**These results are provisional until the conclusion of any judicial and technical matters.**

Clerk of Course :		Timekeeper :
-------------------	--	--------------

# BULLETIN 9 - CATERHAM MOTORSPORT RACE DAY

## Avon Tyres Caterham Roadsport A Championship QUALIFYING - RACE 6 - CLASSIFICATION

POS	NO	CL	NAME	ENTRY	TIME	ON	LAPS	GAP	DIFF	MPH
1	68		JJ OMALLEY	Caterham Roadsport	1:56.286	9	9			83.34
2	71		Jamie ORTON	Caterham Roadsport	1:56.836	5	9	0.550	0.550	82.94
3	5		Antony SIDNEY-WOOLLETT	Caterham Roadsport	1:56.900	9	9	0.614	0.064	82.90
4	14		Jonathan RAMSAY	Caterham Roadsport	1:57.335	9	9	1.049	0.435	82.59
5	8		Graham JOHNSON	Caterham Roadsport	1:57.406	7	9	1.120	0.071	82.54
6	19		Lee MOULDEN	Caterham Roadsport	1:57.465	7	9	1.179	0.059	82.50
7	77		Richard BOUGHTON	Caterham Roadsport	1:57.484	9	9	1.198	0.019	82.49
8	69		Magd MOHAFFEL	Caterham Roadsport	1:57.542	8	9	1.256	0.058	82.44
9	6		Kevin BEGLEY	Caterham Roadsport	1:58.096	4	9	1.810	0.554	82.06
10	29		Darren LAVERTY	Caterham Roadsport	1:58.192	8	9	1.906	0.096	81.99
11	87		Paul LATIMER	Caterham Roadsport	1:58.329	9	9	2.043	0.137	81.90
12	22		Mike STEADMAN	Caterham Roadsport	1:58.456	4	9	2.170	0.127	81.81
13	95		Jason REDDING	Caterham Roadsport	1:58.596	4	9	2.310	0.140	81.71
14	88		Ian PAYNE	Caterham Roadsport	1:58.659	2	8	2.373	0.063	81.67
15	42		Richard CARTER	Caterham Roadsport	1:58.764	8	9	2.478	0.105	81.60
16	50		Robert VISSERS	Caterham Roadsport	1:58.886	7	9	2.600	0.122	81.51
17	31		Rob THOMAS	Caterham Roadsport	1:59.321	7	9	3.035	0.435	81.22
18	18		Simon ROCHE	Caterham Roadsport	2:00.797	8	9	4.511	1.476	80.22
19	20		Ben TOMPKINS	Caterham Roadsport	2:01.167	4	4	4.881	0.370	79.98
20	11		Peter MICKLEWRIGHT	Caterham Roadsport	2:02.672	9	9	6.386	1.505	79.00

Weather / Track : Sunny / Dry  
These results are provisional until the conclusion of any judicial and technical matters.

Oulton Park International  
Circuit Length = 2.6920 miles  
Start: 10:23 End: 10:45

Clerk of Course :		Timekeeper :
-------------------	--	--------------

## Avon Tyres Caterham Roadsport A Championship

### QUALIFYING - RACE 6 - LAP ANALYSIS

<b>5</b>	<b>Antony SIDNEY-WOOLLETT</b>			Caterham Roadsport			
1 -	1:59.691	+ 2.791	10:28:00.027	6 -	2:02.991	+ 6.091	10:38:02.507
2 -	1:59.423	+ 2.523	10:29:59.450	7 -	1:59.860	+ 2.960	10:40:02.367
3 -	1:58.658	+ 1.758	10:31:58.108	8 -	1:59.941	+ 3.041	10:42:02.308
4 -	1:58.398	+ 1.498	10:33:56.506	9 -	<b>1:56.900</b>		<b>10:43:59.208</b>
5 -	2:03.010	+ 6.110	10:35:59.516				
<b>6</b>	<b>Kevin BEGLEY</b>			Caterham Roadsport			
1 -	1:59.832	+ 1.736	10:27:46.925	6 -	1:59.202	+ 1.106	10:37:41.996
2 -	1:58.666	+ 0.570	10:29:45.591	7 -	1:59.739	+ 1.643	10:39:41.735
3 -	1:58.872	+ 0.776	10:31:44.463	8 -	1:59.543	+ 1.447	10:41:41.278
4 -	<b>1:58.096</b>		<b>10:33:42.559</b>	9 -	1:59.548	+ 1.452	10:43:40.826
5 -	2:00.235	+ 2.139	10:35:42.794				
<b>8</b>	<b>Graham JOHNSON</b>			Caterham Roadsport			
1 -	1:59.781	+ 2.375	10:27:45.280	6 -	2:01.984	+ 4.578	10:37:44.930
2 -	1:59.452	+ 2.046	10:29:44.732	7 -	<b>1:57.406</b>		<b>10:39:42.336</b>
3 -	1:58.884	+ 1.478	10:31:43.616	8 -	2:05.605	+ 8.199	10:41:47.941
4 -	2:01.481	+ 4.075	10:33:45.097	9 -	1:57.585	+ 0.179	10:43:45.526
5 -	1:57.849	+ 0.443	10:35:42.946				
<b>11</b>	<b>Peter MICKLEWRIGHT</b>			Caterham Roadsport			
1 -	2:02.733	+ 0.061	10:28:17.501	6 -	2:05.946	+ 3.274	10:38:39.122
2 -	2:03.894	+ 1.222	10:30:21.395	7 -	2:03.677	+ 1.005	10:40:42.799
3 -	2:03.938	+ 1.266	10:32:25.333	8 -	2:03.603	+ 0.931	10:42:46.402
4 -	2:03.752	+ 1.080	10:34:29.085	9 -	<b>2:02.672</b>		<b>10:44:49.074</b>
5 -	2:04.091	+ 1.419	10:36:33.176				
<b>14</b>	<b>Jonathan RAMSAY</b>			Caterham Roadsport			
1 -	1:58.701	+ 1.366	10:28:19.740	6 -	1:59.192	+ 1.857	10:38:13.848
2 -	1:58.643	+ 1.308	10:30:18.383	7 -	1:58.062	+ 0.727	10:40:11.910
3 -	1:59.460	+ 2.125	10:32:17.843	8 -	1:59.184	+ 1.849	10:42:11.094
4 -	1:58.974	+ 1.639	10:34:16.817	9 -	<b>1:57.335</b>		<b>10:44:08.429</b>
5 -	1:57.839	+ 0.504	10:36:14.656				
<b>18</b>	<b>Simon ROCHE</b>			Caterham Roadsport			
1 -	2:02.387	+ 1.590	10:28:15.026	6 -	2:01.154	+ 0.357	10:38:24.548
2 -	2:03.212	+ 2.415	10:30:18.238	7 -	2:01.395	+ 0.598	10:40:25.943
3 -	2:02.258	+ 1.461	10:32:20.496	8 -	<b>2:00.797</b>		<b>10:42:26.740</b>
4 -	2:01.088	+ 0.291	10:34:21.584	9 -	2:01.477	+ 0.680	10:44:28.217
5 -	2:01.810	+ 1.013	10:36:23.394				
<b>19</b>	<b>Lee MOULDEN</b>			Caterham Roadsport			
1 -	2:01.657	+ 4.192	10:27:51.592	6 -	1:58.741	+ 1.276	10:37:46.046
2 -	1:59.350	+ 1.885	10:29:50.942	7 -	<b>1:57.465</b>		<b>10:39:43.511</b>
3 -	1:59.118	+ 1.653	10:31:50.060	8 -	1:58.271	+ 0.806	10:41:41.782
4 -	1:58.554	+ 1.089	10:33:48.614	9 -	1:58.836	+ 1.371	10:43:40.618
5 -	1:58.691	+ 1.226	10:35:47.305				
<b>20</b>	<b>Ben TOMPKINS</b>			Caterham Roadsport			
1 -	2:02.571	+ 1.404	10:28:15.420	3 -	2:01.695	+ 0.528	10:32:18.514
2 -	2:01.399	+ 0.232	10:30:16.819	4 -	<b>2:01.167</b>		<b>10:34:19.681</b>
<b>22</b>	<b>Mike STEADMAN</b>			Caterham Roadsport			
1 -	1:59.588	+ 1.132	10:27:45.589	6 -	1:59.129	+ 0.673	10:37:42.398
2 -	1:59.515	+ 1.059	10:29:45.104	7 -	1:59.421	+ 0.965	10:39:41.819
3 -	1:58.783	+ 0.327	10:31:43.887	8 -	1:59.739	+ 1.283	10:41:41.558
4 -	<b>1:58.456</b>		<b>10:33:42.343</b>	9 -	1:58.572	+ 0.116	10:43:40.130
5 -	2:00.926	+ 2.470	10:35:43.269				

Weather / Track : Sunny / Dry

Oulton Park International  
Circuit Length = 2.6920 miles  
Start: 10:23 End: 10:45

## Avon Tyres Caterham Roadsport A Championship

### QUALIFYING - RACE 6 - LAP ANALYSIS

<b>29</b>	<b>Darren LAVERTY</b>		Caterham Roadsport				
1 -	2:01.223	+ 3.031	10:27:52.182	6 -	1:58.950	+ 0.758	10:37:47.404
2 -	1:59.540	+ 1.348	10:29:51.722	7 -	1:58.302	+ 0.110	10:39:45.706
3 -	1:59.191	+ 0.999	10:31:50.913	8 -	<b>1:58.192</b>		<b>10:41:43.898</b>
4 -	1:58.914	+ 0.722	10:33:49.827	9 -	1:58.691	+ 0.499	10:43:42.589
5 -	1:58.627	+ 0.435	10:35:48.454				
<b>31</b>	<b>Rob THOMAS</b>		Caterham Roadsport				
1 -	2:00.865	+ 1.544	10:27:55.218	6 -	1:59.340	+ 0.019	10:37:57.881
2 -	2:01.214	+ 1.893	10:29:56.432	7 -	<b>1:59.321</b>		<b>10:39:57.202</b>
3 -	1:59.457	+ 0.136	10:31:55.889	8 -	1:59.966	+ 0.645	10:41:57.168
4 -	2:00.402	+ 1.081	10:33:56.291	9 -	1:59.966	+ 0.645	10:43:57.134
5 -	2:02.250	+ 2.929	10:35:58.541				
<b>42</b>	<b>Richard CARTER</b>		Caterham Roadsport				
1 -	2:00.653	+ 1.889	10:28:00.227	6 -	2:01.151	+ 2.387	10:38:01.540
2 -	1:59.899	+ 1.135	10:30:00.126	7 -	1:59.278	+ 0.514	10:40:00.818
3 -	2:01.625	+ 2.861	10:32:01.751	8 -	<b>1:58.764</b>		<b>10:41:59.582</b>
4 -	1:59.289	+ 0.525	10:34:01.040	9 -	1:59.193	+ 0.429	10:43:58.775
5 -	1:59.349	+ 0.585	10:36:00.389				
<b>50</b>	<b>Robert VISSERS</b>		Caterham Roadsport				
1 -	2:02.480	+ 3.594	10:28:15.956	6 -	1:59.560	+ 0.674	10:38:18.421
2 -	2:00.969	+ 2.083	10:30:16.925	7 -	<b>1:58.886</b>		<b>10:40:17.307</b>
3 -	2:02.912	+ 4.026	10:32:19.837	8 -	1:59.745	+ 0.859	10:42:17.052
4 -	1:59.617	+ 0.731	10:34:19.454	9 -	2:00.024	+ 1.138	10:44:17.076
5 -	1:59.407	+ 0.521	10:36:18.861				
<b>68</b>	<b>JJ OMALLEY</b>		Caterham Roadsport				
1 -	2:00.021	+ 3.735	10:28:09.725	6 -	1:57.817	+ 1.531	10:38:07.411
2 -	1:57.777	+ 1.491	10:30:07.502	7 -	1:57.307	+ 1.021	10:40:04.718
3 -	2:02.683	+ 6.397	10:32:10.185	8 -	1:56.850	+ 0.564	10:42:01.568
4 -	1:57.547	+ 1.261	10:34:07.732	9 -	<b>1:56.286</b>		<b>10:43:57.854</b>
5 -	2:01.862	+ 5.576	10:36:09.594				
<b>69</b>	<b>Magd MOHAFFEL</b>		Caterham Roadsport				
1 -	1:59.472	+ 1.930	10:28:21.286	6 -	1:57.993	+ 0.451	10:38:15.016
2 -	1:58.767	+ 1.225	10:30:20.053	7 -	1:57.768	+ 0.226	10:40:12.784
3 -	1:59.050	+ 1.508	10:32:19.103	8 -	<b>1:57.542</b>		<b>10:42:10.326</b>
4 -	1:59.386	+ 1.844	10:34:18.489	9 -	1:58.228	+ 0.686	10:44:08.554
5 -	1:58.534	+ 0.992	10:36:17.023				
<b>71</b>	<b>Jamie ORTON</b>		Caterham Roadsport				
1 -	1:58.241	+ 1.405	10:27:56.745	6 -	2:03.064	+ 6.228	10:37:50.596
2 -	1:58.975	+ 2.139	10:29:55.720	7 -	1:57.002	+ 0.166	10:39:47.598
3 -	1:57.941	+ 1.105	10:31:53.661	8 -	1:56.842	+ 0.006	10:41:44.440
4 -	1:57.035	+ 0.199	10:33:50.696	9 -	2:04.038	+ 7.202	10:43:48.478
5 -	<b>1:56.836</b>		<b>10:35:47.532</b>				
<b>77</b>	<b>Richard BOUGHTON</b>		Caterham Roadsport				
1 -	2:00.903	+ 3.419	10:28:17.739	6 -	1:57.784	+ 0.300	10:38:17.772
2 -	1:59.589	+ 2.105	10:30:17.328	7 -	1:58.288	+ 0.804	10:40:16.060
3 -	2:00.214	+ 2.730	10:32:17.542	8 -	1:58.411	+ 0.927	10:42:14.471
4 -	1:59.522	+ 2.038	10:34:17.064	9 -	<b>1:57.484</b>		<b>10:44:11.955</b>
5 -	2:02.924	+ 5.440	10:36:19.988				
<b>87</b>	<b>Paul LATIMER</b>		Caterham Roadsport				
1 -	1:59.341	+ 1.012	10:28:01.749	6 -	1:59.291	+ 0.962	10:37:57.244
2 -	1:58.901	+ 0.572	10:30:00.650	7 -	1:59.427	+ 1.098	10:39:56.671
3 -	1:58.944	+ 0.615	10:31:59.594	8 -	2:02.572	+ 4.243	10:41:59.243
4 -	1:58.614	+ 0.285	10:33:58.208	9 -	<b>1:58.329</b>		<b>10:43:57.572</b>

Weather / Track : Sunny / Dry

Oulton Park International  
Circuit Length = 2.6920 miles  
Start: 10:23 End: 10:45

# Avon Tyres Caterham Roadsport A Championship

## QUALIFYING - RACE 6 - LAP ANALYSIS


5 -	1:59.745	+ 1.416	10:35:57.953				
<b>88</b>	<b>Ian PAYNE</b>		Caterham Roadsport				
1 -	1:59.804	+ 1.145	10:28:11.559	5 -	1:58.743	+ 0.084	10:36:06.971
2 -	<b>1:58.659</b>		<b>10:30:10.218</b>	6 -	2:12.305 P	+ 13.646	10:38:19.276
3 -	1:59.190	+ 0.531	10:32:09.408	7 -	3:22.537	+ 1:23.878	10:41:41.813
4 -	1:58.820	+ 0.161	10:34:08.228	8 -	2:01.320	+ 2.661	10:43:43.133
<b>95</b>	<b>Jason REDDING</b>		Caterham Roadsport				
1 -	1:59.945	+ 1.349	10:27:52.993	6 -	2:18.514	+ 19.918	10:38:27.343
2 -	1:59.223	+ 0.627	10:29:52.216	7 -	1:58.974	+ 0.378	10:40:26.317
3 -	2:18.349	+ 19.753	10:32:10.565	8 -	2:39.828	+ 41.232	10:43:06.145
4 -	<b>1:58.596</b>		<b>10:34:09.161</b>	9 -	2:13.666	+ 15.070	10:45:19.811
5 -	1:59.668	+ 1.072	10:36:08.829				

Weather / Track : Sunny / Dry

Oulton Park International  
 Circuit Length = 2.6920 miles  
 Start: 10:23 End: 10:45

# Avon Tyres Caterham Roadsport A Championship

## RACE 6 - GRID

ROW 10	2:01.167 20 Ben TOMPKINS	2:02.672 11 Peter MICKLEWRIGHT
ROW 9	1:59.321 31 Rob THOMAS	2:00.797 18 Simon ROCHE
ROW 8	1:58.764 42 Richard CARTER	1:58.886 50 Robert VISSERS
ROW 7	1:58.596 95 Jason REDDING	1:58.659 88 Ian PAYNE
ROW 6	1:58.329 87 Paul LATIMER	1:58.456 22 Mike STEADMAN
ROW 5	1:58.096 6 Kevin BEGLEY	1:58.192 29 Darren LAVERTY
ROW 4	1:57.484 77 Richard BOUGHTON	1:57.542 69 Magd MOHAFFEL
ROW 3	1:57.406 8 Graham JOHNSON	1:57.465 19 Lee MOULDEN
ROW 2	1:56.900 5 Antony SIDNEY-WOOLLETT	1:57.335 14 Jonathan RAMSAY
ROW 1	1:56.286 68 JJ O'MALLEY	1:56.836 71 Jamie ORTON
<b>Pole</b>		
		

Oulton Park International  
Circuit Length = 2.6920 miles

**These results are provisional until the conclusion of any judicial and technical matters.**

Clerk of Course :	Timekeeper :
-------------------	--------------

# BULLETIN 10 - CATERHAM MOTORSPORT RACE DAY

## Avon Tyres Caterham Roadsport B Championship RACE 1 - CLASSIFICATION

POS	NO	CL	NAME	ENTRY	LAPS	TIME	GAP	DIFF	MPH	BEST	ON
1	8		<b>Jeremy WEBB</b>	Caterham Roadsport	10	20:19.226			79.48	2:00.390	7
2	32		<b>Lee WIGGINS</b>	Caterham Roadsport	10	20:19.350	<b>0.124</b>	0.124	79.47	2:00.029	7
3	3		<b>Martin ADDISON</b>	Caterham Roadsport	10	20:19.566	<b>0.340</b>	0.216	79.46	2:00.329	7
4	12		<b>Reece SOMERFIELD</b>	Caterham Roadsport	10	20:19.687	<b>0.461</b>	0.121	79.45	2:00.399	10
5	42		<b>Ben WHIBLEY</b>	Caterham Roadsport	10	20:20.895	<b>1.669</b>	1.208	79.37	1:59.942	7
6	88		<b>Chris LAY</b>	Caterham Roadsport	10	20:21.560	<b>2.334</b>	0.665	79.33	2:00.497	7
7	23		<b>Jay GARDNER</b>	Caterham Roadsport	10	20:23.046	<b>3.820</b>	1.486	79.23	2:01.084	4
8	6		<b>Ben GOWER</b>	Caterham Roadsport	10	20:24.513	<b>5.287</b>	1.467	79.14	2:00.401	7
9	20		<b>Steve DAY</b>	Caterham Roadsport	10	20:35.131	<b>15.905</b>	10.618	78.46	2:00.993	6
10	9		<b>Carlton BROWN</b>	Caterham Roadsport	10	20:35.147	<b>15.921</b>	0.016	78.46	2:01.603	2
11	24		<b>John WHITTAKER</b>	Caterham Roadsport	10	20:35.837	<b>16.611</b>	0.690	78.41	2:01.629	8
12	18		<b>Sean BYRNE</b>	Caterham Roadsport	10	20:37.002	<b>17.776</b>	1.165	78.34	2:02.024	10
13	29		<b>Graeme BAIRD</b>	Caterham Roadsport	10	20:37.738	<b>18.512</b>	0.736	78.29	2:01.887	7
14	69		<b>Stephen COLLINS</b>	Caterham Roadsport	10	20:46.493	<b>27.267</b>	8.755	77.74	2:02.978	2
15	5		<b>Gary BURKE</b>	Caterham Roadsport	10	20:48.462	<b>29.236</b>	1.969	77.62	2:02.271	10
16	15		<b>George GILLESPIE</b>	Caterham Roadsport	10	20:50.143	<b>30.917</b>	1.681	77.52	2:02.573	7
17	55		<b>Richard POTTER</b>	Caterham Roadsport	10	20:57.134	<b>37.908</b>	6.991	77.09	2:04.103	4
18	62		<b>John SAUNDERS</b>	Caterham Roadsport	10	21:04.092	<b>44.866</b>	6.958	76.66	2:02.491	7
19	13		<b>Alastair GREENLEES</b>	Caterham Roadsport	10	21:04.901	<b>45.675</b>	0.809	76.61	2:03.801	7
20	2		<b>John REID</b>	Caterham Roadsport	10	21:13.440	<b>54.214</b>	8.539	76.10	2:03.434	7
21	45		<b>Jeremy SHIPLEY</b>	Caterham Roadsport	10	21:13.864	<b>54.638</b>	0.424	76.07	2:05.399	5
22	21		<b>Tim ROWBOTTOM</b>	Caterham Roadsport	10	21:15.785	<b>56.559</b>	1.921	75.96	2:04.872	6
23	99		<b>John AITCHISON</b>	Caterham Roadsport	10	21:20.045	<b>1:00.819</b>	4.260	75.71	2:03.575	8
24	14		<b>Martin JEFFS</b>	Caterham Roadsport	10	21:20.636	<b>1:01.410</b>	0.591	75.67	2:04.331	6
25	71		<b>Martin COLLIER</b>	Caterham Roadsport	10	21:43.246	<b>1:24.020</b>	22.610	74.36	2:05.437	3

### NOT CLASSIFIED

DNF	57		<b>Fergus RYAN</b>	Caterham Roadsport	7	14:42.314	<b>3 laps</b>	3 laps	76.88	2:02.509	5
-----	----	--	--------------------	--------------------	---	-----------	---------------	--------	-------	----------	---

### FASTEST LAP

	42		<b>Ben WHIBLEY</b>	Caterham Roadsport	7	1:59.942	80.79 mph			130.03 kph	
--	----	--	--------------------	--------------------	---	----------	-----------	--	--	------------	--

Weather / Track : Cloudy / Dry

These results are provisional until the conclusion of any judicial and technical matters.

Oulton Park International  
Circuit Length = 2.6920 miles  
Start: 10:54 End: 11:16

Clerk of Course :		Timekeeper :	
-------------------	--	--------------	--

# Avon Tyres Caterham Roadsport B Championship

## RACE 1 - LAP CHART

Lap 1			Lap 2			Lap 3			Lap 4			Lap 5		
No	Behind	Laptime	No	Behind	Laptime	No	Behind	Laptime	No	Behind	Laptime	No	Behind	Laptime
32		2:05.016	32		2:02.739	12		2:00.433	32		2:01.461	32		2:01.379
12	0.093	2:05.109	42	0.565	2:02.784	32	0.080	2:01.126	12	0.089	2:01.630	12	0.066	2:01.356
42	0.520	2:05.536	12	0.613	2:03.259	42	0.460	2:00.941	42	0.273	2:01.354	8	1.197	2:01.822
8	1.687	2:06.703	8	0.660	2:01.712	3	1.057	2:01.013	3	0.437	2:00.921	3	1.402	2:02.344
3	2.279	2:07.295	3	1.090	2:01.550	8	1.543	2:01.929	8	0.754	2:00.752	6	2.368	2:01.699
23	2.954	2:07.970	88	1.692	2:01.090	88	1.990	2:01.344	6	2.048	2:00.703	42	2.594	2:03.700
88	3.341	2:08.357	23	2.050	2:01.835	23	2.855	2:01.851	88	2.283	2:01.834	88	2.907	2:02.003
6	4.505	2:09.521	6	2.677	2:00.911	6	2.886	2:01.255	23	2.398	2:01.084	23	3.328	2:02.309
57	4.514	2:09.530	57	4.509	2:02.734	57	6.347	2:02.884	57	7.694	2:02.888	57	8.824	2:02.509
18	5.521	2:10.537	18	5.969	2:03.187	18	8.543	2:03.620	9	9.480	2:01.871	9	10.130	2:02.029
62	5.781	2:10.797	69	6.067	2:02.978	69	9.108	2:04.087	18	9.779	2:02.777	18	10.445	2:02.045
69	5.828	2:10.844	62	6.257	2:03.215	9	9.150	2:03.269	24	12.006	2:03.310	20	13.103	2:01.486
13	6.169	2:11.185	9	6.927	2:01.603	24	10.237	2:04.026	69	12.500	2:04.933	24	13.756	2:03.129
24	6.845	2:11.861	24	7.257	2:03.151	29	11.467	2:03.119	20	12.996	2:01.701	69	14.506	2:03.385
29	7.948	2:12.964	29	9.394	2:04.185	20	12.836	2:01.137	29	13.524	2:03.598	29	14.834	2:02.689
9	8.063	2:13.079	5	9.865	2:04.209	5	13.238	2:04.419	5	18.325	2:06.628	15	22.266	2:05.223
5	8.395	2:13.411	15	11.922	2:05.371	15	15.436	2:04.560	15	18.422	2:04.527	5	22.421	2:05.475
15	9.290	2:14.306	55	12.135	2:04.506	55	16.236	2:05.147	55	18.798	2:04.103	99	22.546	2:04.566
71	9.738	2:14.754	20	12.745	2:01.811	99	16.671	2:03.724	99	19.359	2:04.229	55	23.133	2:05.714
55	10.368	2:15.384	99	13.993	2:05.831	21	21.217	2:05.838	45	25.830	2:06.072	13	29.777	2:04.002
99	10.901	2:15.917	21	16.425	2:06.809	45	21.299	2:05.761	21	26.146	2:06.470	45	29.850	2:05.399
2	11.483	2:16.499	45	16.584	2:06.018	2	21.485	2:05.732	13	27.154	2:06.444	62	31.834	2:05.973
21	12.355	2:17.371	2	16.799	2:08.055	13	22.251	2:04.813	62	27.240	2:03.195	21	32.032	2:07.265
45	13.305	2:18.321	13	18.484	2:15.054	14	23.802	2:05.216	2	27.521	2:07.577	14	32.891	2:06.409
20	13.673	2:18.689	14	19.632	2:08.357	62	25.586	2:20.375	14	27.861	2:05.600	2	38.299	2:12.157
14	14.014	2:19.030	71	24.915	2:17.916	71	29.306	2:05.437	71	46.844	2:19.079	71	53.603	2:08.138

Weather / Track : Cloudy / Dry

Oulton Park International  
Circuit Length = 2.6920 miles  
Start: 10:54 End: 11:16

# Avon Tyres Caterham Roadsport B Championship

## RACE 1 - LAP CHART


Lap 6			Lap 7			Lap 8			Lap 9			Lap 10		
No	Behind	Laptime	No	Behind	Laptime	No	Behind	Laptime	No	Behind	Laptime	No	Behind	Laptime
12		2:00.630	12		2:01.174	12		2:01.864	8		2:01.502	8		2:01.711
8	0.913	2:00.412	8	0.129	2:00.390	32	0.330	2:01.911	32	0.108	2:01.838	32	0.124	2:01.727
32	1.428	2:02.124	32	0.283	2:00.029	8	0.558	2:02.293	3	0.713	2:01.621	3	0.340	2:01.338
3	1.565	2:00.859	3	0.720	2:00.329	3	1.152	2:02.296	12	1.773	2:03.833	12	0.461	2:00.399
42	2.590	2:00.692	42	1.358	1:59.942	42	1.205	2:01.711	6	1.887	2:02.281	42	1.669	2:00.688
6	2.831	2:01.159	6	2.058	2:00.401	6	1.666	2:01.472	88	2.597	2:02.586	88	2.334	2:01.448
88	3.188	2:00.977	88	2.511	2:00.497	88	2.071	2:01.424	42	2.692	2:03.547	23	3.820	2:02.684
23	4.092	2:01.460	23	4.075	2:01.157	23	3.486	2:01.275	23	2.847	2:01.421	6	5.287	2:05.111
9	12.346	2:02.912	9	13.575	2:02.403	20	14.114	2:01.213	9	15.205	2:03.088	20	15.905	2:02.255
57	12.540	2:04.412	20	14.765	2:02.539	9	14.177	2:02.466	20	15.361	2:03.307	9	15.921	2:02.427
18	13.076	2:03.327	18	15.944	2:04.042	24	16.082	2:01.629	24	16.480	2:02.458	24	16.611	2:01.842
20	13.400	2:00.993	24	16.317	2:02.611	18	16.412	2:02.332	18	17.463	2:03.111	18	17.776	2:02.024
24	14.880	2:01.820	29	16.819	2:01.887	29	17.162	2:02.207	29	18.258	2:03.156	29	18.512	2:01.965
29	16.106	2:01.968	69	19.266	2:03.128	69	20.547	2:03.145	69	22.893	2:04.406	69	27.267	2:06.085
69	17.312	2:03.502	5	26.687	2:02.718	5	28.444	2:03.621	5	28.676	2:02.292	5	29.236	2:02.271
5	25.143	2:03.418	15	26.850	2:02.573	15	28.802	2:03.816	15	29.371	2:02.629	15	30.917	2:03.257
15	25.451	2:03.881	57	28.723	2:17.357 P	55	32.890	2:04.354	55	34.946	2:04.116	55	37.908	2:04.673
99	26.598	2:04.748	55	30.400	2:04.716	13	39.013	2:04.414	62	42.782	2:05.801	62	44.866	2:03.795
55	26.858	2:04.421	62	36.203	2:02.491	62	39.041	2:04.702	13	42.853	2:05.900	13	45.675	2:04.533
13	33.836	2:04.755	13	36.463	2:03.801	21	44.522	2:04.966	2	49.829	2:06.541	2	54.214	2:06.096
62	34.886	2:03.748	45	40.904	2:06.111	45	44.592	2:05.552	45	50.027	2:07.495	45	54.638	2:06.322
45	35.967	2:06.813	21	41.420	2:06.386	14	45.013	2:05.259	99	50.050	2:03.893	21	56.559	2:07.216
21	36.208	2:04.872	14	41.618	2:06.266	2	45.348	2:03.448	14	50.134	2:07.181	99	1:00.819	2:12.480
14	36.526	2:04.331	2	43.764	2:03.434	99	48.217	2:03.575	21	51.054	2:08.592	14	1:01.410	2:12.987
2	41.504	2:03.901	99	46.506	2:21.082	71	1:12.511	2:07.213	71	1:18.229	2:07.778	71	1:24.020	2:07.502
71	1:00.689	2:07.782	71	1:07.162	2:07.647									

Weather / Track : Cloudy / Dry

Oulton Park International  
Circuit Length = 2.6920 miles  
Start: 10:54 End: 11:16

# Avon Tyres Caterham Roadsport B Championship

## RACE 8 - GRID

ROW 13	71 Martin COLLIER	57 Fergus RYAN
ROW 12	99 John AITCHISON	14 Martin JEFFS
ROW 11	45 Jeremy SHIPLEY	21 Tim ROWBOTTOM
ROW 10	13 Alastair GREENLEES	2 John REID
ROW 9	55 Richard POTTER	62 John SAUNDERS
ROW 8	5 Gary BURKE	15 George GILLESPIE
ROW 7	29 Graeme BAIRD	69 Stephen COLLINS
ROW 6	24 John WHITTAKER	18 Sean BYRNE
ROW 5	20 Steve DAY	9 Carlton BROWN
ROW 4	23 Jay GARDNER	6 Ben GOWER
ROW 3	42 Ben WHIBLEY	88 Chris LAY
ROW 2	3 Martin ADDISON	12 Reece SOMERFIELD
ROW 1	8 Jeremy WEBB	32 Lee WIGGINS
<b>Pole</b>		
		

Oulton Park International  
Circuit Length = 2.6920 miles

**These results are provisional until the conclusion of any judicial and technical matters.**

Clerk of Course :

Timekeeper :

# BULLETIN 11 - CATERHAM MOTORSPORT RACE DAY

## Avon Tyres Formula Ford 1600 Northern Championship - Post 89 RACE 2 - CLASSIFICATION

POS	NO	CL	NAME	ENTRY	LAPS	TIME	GAP	DIFF	MPH	BEST	ON
1	9	A	Jordan SKINNER	Ray GRK10	11	20:05.337			88.44	1:48.354	7
2	29	A	Stuart GOUGH	Ray GRS07	11	20:06.458	1.121	1.121	88.36	1:48.290	7
3	54	A	Douglas CROSBIE	Van Diemen RF00	11	20:23.672	18.335	17.214	87.11	1:49.617	6
4	0	A	Neil PATTEN	Van Diemen RF99	11	20:25.863	20.526	2.191	86.96	1:49.559	7
5	28	A	Chris CHISNALL	Van Diemen RF00	11	20:26.854	21.517	0.991	86.89	1:50.059	5
6	18	B	Daniel WELLS	Van Diemen RF91	11	20:31.799	26.462	4.945	86.54	1:50.540	5
7	7	A	Martin SHORT	Van Diemen RF00	11	20:31.876	26.539	0.077	86.53	1:50.385	2
8	90	B	Philip AUSTIN	Van Dieman RF90	11	20:31.996	26.659	0.120	86.52	1:50.451	7
9	91	A	John MURPHY	Van Diemen RF99	11	20:32.530	27.193	0.534	86.49	1:50.336	7
10	78	A	Joe WALTON	Ray GRS05	11	20:37.344	32.007	4.814	86.15	1:50.947	8
11	16	A	Neil MCARTHUR	Van Diemen RF00	11	20:43.139	37.802	5.795	85.75	1:51.018	2
12	45	B	Oliver BULL	Swift SC92F	11	20:43.244	37.907	0.105	85.74	1:51.244	4
13	92	B	Mike DEVOY	Van Diemen RF92	11	20:43.366	38.029	0.122	85.73	1:51.095	5
14	22	A	Jamie JARDINE	Ray 07	11	20:51.566	46.229	8.200	85.17	1:51.907	4
15	37	A	Robert SMITH	Van Diemen RF99	11	20:59.830	54.493	8.264	84.61	1:53.101	5
16	24	B	Paul MASON	Swift SC94	11	21:00.821	55.484	0.991	84.55	1:52.871	8
17	99	A	Jeff HODGSON	Van Diemen RF02	11	21:01.162	55.825	0.341	84.52	1:52.846	9
18	15	A	David MCARTHUR	Van Diemen RF04/09	11	21:19.343	1:14.006	18.181	83.32	1:51.634	5
19	51	B	Ian WOOD	Swift SC94	11	22:03.395	1:58.058	44.052	80.55	1:57.296	2
NOT CLASSIFIED											
DNF	11	B	Mike BENNETT	Swift SC93F	2	3:47.010	9 laps	9 laps	85.38	1:50.077	2
FASTEST LAP											
	29	A	Stuart GOUGH	Ray GRS07	7	1:48.290			89.49 mph	144.02 kph	
	11	B	Mike BENNETT	Swift SC93F	2	1:50.077			88.04 mph	141.68 kph	

CAR 15 - STILL NO WORKING TRANSPONDER YOU MUST FIX - MSA REGULATION Q12.2.1

Weather / Track : Sunny / Dry

These results are provisional until the conclusion of any judicial and technical matters.

Oulton Park International  
Circuit Length = 2.6920 miles  
Start: 11:25 End: 11:47

Clerk of Course :	Timekeeper :
-------------------	--------------

# Avon Tyres Formula Ford 1600 Northern Championship - Post 89

## RACE 2 - LAP CHART

Lap 1			Lap 2			Lap 3			Lap 4			Lap 5		
No	Behind	Laptime	No	Behind	Laptime	No	Behind	Laptime	No	Behind	Laptime	No	Behind	Laptime
9		1:55.714	29		1:49.210	29		1:49.197	29		1:48.651	9		1:49.287
29	0.223	1:55.937	9	0.828	1:50.261	9	0.192	1:48.561	9	0.290	1:48.749	29	0.175	1:49.752
11	1.219	1:56.933	11	1.863	1:50.077	28	5.478	1:51.717	54	7.218	1:50.340	54	7.324	1:49.683
28	1.445	1:57.159	28	2.958	1:50.946	54	5.529	1:51.632	28	7.791	1:50.964	28	8.273	1:50.059
54	1.606	1:57.320	54	3.094	1:50.921	0	5.616	1:51.425	0	9.367	1:52.402	0	9.877	1:50.087
0	1.831	1:57.545	0	3.388	1:50.990	7	5.798	1:51.262	18	9.592	1:52.006	18	10.555	1:50.540
7	2.781	1:58.495	7	3.733	1:50.385	18	6.237	1:51.087	7	9.754	1:52.607	7	11.295	1:51.118
18	3.055	1:58.769	18	4.347	1:50.725	90	6.572	1:50.601	90	10.145	1:52.224	90	11.577	1:51.009
90	3.758	1:59.472	90	5.168	1:50.843	16	8.952	1:52.012	91	11.547	1:50.945	91	12.666	1:50.696
16	4.552	2:00.266	16	6.137	1:51.018	91	9.253	1:51.735	16	12.376	1:52.075	16	14.799	1:52.000
78	4.712	2:00.426	91	6.715	1:50.770	78	9.488	1:51.876	78	12.612	1:51.775	78	14.881	1:51.846
91	5.378	2:01.092	78	6.809	1:51.530	45	10.536	1:52.097	45	13.129	1:51.244	45	15.446	1:51.894
45	5.564	2:01.278	45	7.636	1:51.505	92	12.765	1:52.022	92	15.577	1:51.463	92	17.095	1:51.095
22	6.522	2:02.236	22	9.592	1:52.503	22	13.250	1:52.855	22	16.506	1:51.907	22	19.691	1:52.762
99	7.081	2:02.795	92	9.940	1:51.995	99	16.926	1:53.745	15	20.933	1:52.457	15	22.990	1:51.634
92	7.378	2:03.092	99	12.378	1:54.730	15	17.127	1:53.615	37	22.275	1:53.541	37	25.799	1:53.101
37	7.761	2:03.475	15	12.709	1:53.967	37	17.385	1:53.445	99	22.652	1:54.377	99	26.386	1:53.311
15	8.175	2:03.889	37	13.137	1:54.809	24	17.986	1:53.409	24	22.976	1:53.641	24	27.559	1:54.160
24	9.406	2:05.120	24	13.774	1:53.801	51	29.146	1:59.334	51	39.956	1:59.461	51	49.483	1:59.104
51	11.146	2:06.860	51	19.009	1:57.296									

CAR 15 - STILL NO WORKING TRANSPONDER YOU MUST FIX - MSA REGULATION Q12.2.1

Weather / Track : Sunny / Dry

Oulton Park International  
Circuit Length = 2.6920 miles  
Start: 11:25 End: 11:47

# Avon Tyres Formula Ford 1600 Northern Championship - Post 89

## RACE 2 - LAP CHART

Lap 6			Lap 7			Lap 8			Lap 9			Lap 10		
No	Behind	Laptime	No	Behind	Laptime	No	Behind	Laptime	No	Behind	Laptime	No	Behind	Laptime
9		1:48.518	9		1:48.354	9		1:48.739	9		1:49.139	9		1:49.021
29	0.508	1:48.851	29	0.444	1:48.290	29	1.193	1:49.488	29	1.401	1:49.347	29	1.236	1:48.856
54	8.423	1:49.617	54	10.184	1:50.115	54	12.319	1:50.874	54	14.113	1:50.933	54	16.518	1:51.426
28	10.300	1:50.545	0	12.850	1:49.559	0	15.473	1:51.362	0	17.139	1:50.805	0	18.435	1:50.317
0	11.645	1:50.286	28	12.991	1:51.045	28	16.149	1:51.897	28	17.685	1:50.675	28	19.128	1:50.464
18	12.657	1:50.620	18	15.096	1:50.793	18	17.300	1:50.943	18	20.725	1:52.564	18	23.544	1:51.840
7	13.195	1:50.418	7	15.593	1:50.752	7	17.466	1:50.612	7	20.886	1:52.559	7	23.661	1:51.796
90	13.749	1:50.690	90	15.846	1:50.451	91	18.745	1:50.681	91	20.980	1:51.374	90	23.868	1:51.787
91	14.821	1:50.673	91	16.803	1:50.336	90	19.574	1:52.467	90	21.102	1:50.667	91	24.069	1:52.110
16	18.270	1:51.989	78	22.095	1:52.075	78	24.303	1:50.947	78	26.804	1:51.640	78	29.334	1:51.551
78	18.374	1:52.011	16	22.549	1:52.633	16	25.583	1:51.773	16	29.551	1:53.107	16	33.263	1:52.733
45	18.678	1:51.750	45	22.749	1:52.425	45	25.744	1:51.734	45	29.648	1:53.043	45	33.418	1:52.791
92	20.089	1:51.512	92	23.318	1:51.583	92	26.319	1:51.740	92	30.167	1:52.987	92	33.910	1:52.764
22	23.337	1:52.164	22	27.027	1:52.044	22	33.008	1:54.720	22	37.777	1:53.908	22	42.319	1:53.563
37	30.785	1:53.504	37	35.769	1:53.338	37	40.758	1:53.728	37	45.304	1:53.685	37	49.590	1:53.307
99	31.888	1:54.020	24	37.490	1:53.868	24	41.622	1:52.871	24	45.776	1:53.293	24	49.927	1:53.172
24	31.976	1:52.935	99	37.963	1:54.429	99	42.367	1:53.143	99	46.074	1:52.846	99	50.643	1:53.590
15	48.744	2:14.272	15	53.084	1:52.694	15	58.007	1:53.662	15	1:01.545	1:52.677	15	1:10.254	1:57.730
51	59.793	1:58.828	51	1:09.436	1:57.997	51	1:20.286	1:59.589	51	1:32.662	2:01.515	51	1:43.717	2:00.076

CAR 15 - STILL NO WORKING TRANSPONDER YOU MUST FIX - MSA REGULATION Q12.2.1

Weather / Track : Sunny / Dry

Oulton Park International  
Circuit Length = 2.6920 miles  
Start: 11:25 End: 11:47

# Avon Tyres Formula Ford 1600 Northern Championship - Post 89

## RACE 2 - LAP CHART

Lap 11		
No	Behind	Laptime
9		1:48.994
29	1.121	1:48.879
54	18.335	1:50.811
0	20.526	1:51.085
28	21.517	1:51.383
18	26.462	1:51.912
7	26.539	1:51.872
90	26.659	1:51.785
91	27.193	1:52.118
78	32.007	1:51.667
16	37.802	1:53.533
45	37.907	1:53.483
92	38.029	1:53.113
22	46.229	1:52.904
37	54.493	1:53.897
24	55.484	1:54.551
99	55.825	1:54.176
15	1:14.006	1:52.746
51	1:58.058	2:03.335


CAR 15 - STILL NO WORKING TRANSPONDER YOU MUST FIX - MSA REGULATION Q12.2.1

Weather / Track : Sunny / Dry

Oulton Park International  
Circuit Length = 2.6920 miles  
Start: 11:25 End: 11:47

# Avon Tyres Formula Ford 1600 Northern Championship - Post 89

## RACE 9 - GRID

ROW 10	51   Ian WOOD	11   Mike BENNETT
ROW 9	99   Jeff HODGSON	15   David MCARTHUR
ROW 8	37   Robert SMITH	24   Paul MASON
ROW 7	92   Mike DEVOY	22   Jamie JARDINE
ROW 6	16   Neil MCARTHUR	45   Oliver BULL
ROW 5	91   John MURPHY	78   Joe WALTON
ROW 4	7   Martin SHORT	90   Philip AUSTIN
ROW 3	28   Chris CHISNALL	18   Daniel WELLS
ROW 2	54   Douglas CROSBIE	0   Neil PATTEN
ROW 1	9   Jordan SKINNER	29   Stuart GOUGH
<b>Pole</b>		
		

Oulton Park International  
Circuit Length = 2.6920 miles

**These results are provisional until the conclusion of any judicial and technical matters.**

Clerk of Course :

Timekeeper :

# BULLETIN 12 - CATERHAM MOTORSPORT RACE DAY

## Avon Tyres Caterham Supersport Championship RACE 3 - CLASSIFICATION

POS	NO	CL	NAME	ENTRY	LAPS	TIME	GAP	DIFF	MPH	BEST	ON
1	2		<b>James MACLACHLAN</b>	Caterham Roadsport	15	30:00.261			80.74	1:59.049	3
2	20		<b>Nathan LINDOP</b>	Caterham Roadsport	15	30:00.488	<b>0.227</b>	0.227	80.73	1:59.032	4
3	5		<b>Paul BEGLEY</b>	Caterham Roadsport	15	30:00.806	<b>0.545</b>	0.318	80.72	1:58.768	13
4	22		<b>Robert SMITH</b>	Caterham Roadsport	15	30:01.636	<b>1.375</b>	0.830	80.68	1:58.323	14
5	86		<b>Stephen APPLETON</b>	Caterham Roadsport	15	30:02.334	<b>2.073</b>	0.698	80.65	1:59.179	14
6	6		<b>Robert COOPER</b>	Caterham Roadsport	15	30:17.795	<b>17.534</b>	15.461	79.97	1:58.883	4
7	3		<b>Keith ASHWORTH</b>	Caterham Roadsport	15	30:17.818	<b>17.557</b>	0.023	79.96	1:58.368	7
8	42		<b>Rodney ARNOLD</b>	Caterham Roadsport	15	30:26.430	<b>26.169</b>	8.612	79.59	1:59.057	4
9	8		<b>Jonathan SMARE</b>	Caterham Roadsport	15	30:26.633	<b>26.372</b>	0.203	79.58	1:59.540	4
10	66		<b>Michael SCHORAH</b>	Caterham Roadsport	15	30:32.993	<b>32.732</b>	6.360	79.30	1:59.598	12
11	4		<b>Simon CASSIDY</b>	Caterham Roadsport	15	30:33.682	<b>33.421</b>	0.689	79.27	1:59.733	12
12	26		<b>Steve LUCKING</b>	Caterham Roadsport	15	30:46.534	<b>46.273</b>	12.852	78.72	2:01.135	13
13	10		<b>Ray GILLILAND</b>	Caterham Roadsport	15	30:46.641	<b>46.380</b>	0.107	78.72	2:01.399	9
14	45		<b>Andrew SALMON</b>	Caterham Roadsport	15	30:46.950	<b>46.689</b>	0.309	78.70	2:00.665	2
15	40		<b>Richard IRWIN</b>	Caterham Roadsport	15	31:05.805	<b>1:05.544</b>	18.855	77.91	2:01.475	9
NOT CLASSIFIED											
DNF	81		<b>Albert VELLA</b>	Caterham Roadsport	11	22:22.698	<b>4 laps</b>	4 laps	79.39	1:59.985	3
DNF	12		<b>Andrew SPECK</b>	Caterham Roadsport	11	22:37.082	<b>4 laps</b>	14.384	78.55	2:00.459	3
FASTEST LAP											
	22		<b>Robert SMITH</b>	Caterham Roadsport	14	1:58.323		81.90 mph		131.81 kph	

Weather / Track : Cloudy / Dry

These results are provisional until the conclusion of any judicial and technical matters.

Oulton Park International  
Circuit Length = 2.6920 miles  
Start: 11:56 End: 12:27

Clerk of Course :		Timekeeper :	
-------------------	--	--------------	--

# Avon Tyres Caterham Supersport Championship

## RACE 3 - LAP CHART

Lap 1			Lap 2			Lap 3			Lap 4			Lap 5		
No	Behind	Laptime	No	Behind	Laptime	No	Behind	Laptime	No	Behind	Laptime	No	Behind	Laptime
5		2:06.399	2		2:00.174	2		1:59.049	2		1:59.613	20		1:59.137
2	0.119	2:06.518	5	0.241	2:00.534	5	0.411	1:59.219	20	0.139	1:59.032	2	0.181	1:59.457
22	0.261	2:06.660	22	0.596	2:00.628	20	0.720	1:59.082	5	0.405	1:59.607	5	0.636	1:59.507
20	0.364	2:06.763	20	0.687	2:00.616	22	0.976	1:59.429	22	0.926	1:59.563	22	0.753	1:59.103
86	0.761	2:07.160	86	1.083	2:00.615	86	1.244	1:59.210	86	1.464	1:59.833	86	1.662	1:59.474
42	1.056	2:07.455	42	1.400	2:00.637	42	2.082	1:59.731	42	1.526	1:59.057	42	1.961	1:59.711
3	1.532	2:07.931	3	2.118	2:00.879	3	2.515	1:59.446	3	2.284	1:59.382	6	2.581	1:59.212
66	2.123	2:08.522	6	2.218	1:59.955	6	3.375	2:00.206	6	2.645	1:58.883	3	2.759	1:59.751
6	2.556	2:08.955	66	3.218	2:01.388	81	4.270	1:59.985	81	4.962	2:00.305	81	7.272	2:01.586
81	2.887	2:09.286	81	3.334	2:00.740	66	5.033	2:00.864	66	5.480	2:00.060	66	7.937	2:01.733
45	3.581	2:09.980	45	3.953	2:00.665	8	6.280	2:01.034	8	6.207	1:59.540	8	8.223	2:01.292
8	3.769	2:10.168	8	4.295	2:00.819	45	6.522	2:01.618	4	8.664	2:01.639	4	11.346	2:01.958
4	4.948	2:11.347	4	5.904	2:01.249	4	6.638	1:59.783	12	9.360	2:00.469	12	11.466	2:01.382
12	5.699	2:12.098	12	7.094	2:01.688	12	8.504	2:00.459	10	13.432	2:02.065	40	16.356	2:01.786
40	6.367	2:12.766	40	8.184	2:02.110	10	10.980	2:01.660	40	13.846	2:02.155	26	16.897	2:01.964
10	6.446	2:12.845	10	8.369	2:02.216	40	11.304	2:02.169	26	14.209	2:02.114	10	20.602	2:06.446
26	6.725	2:13.124	26	8.763	2:02.331	26	11.708	2:01.994	45	24.332	2:17.423	45	27.168	2:02.112

Weather / Track : Cloudy / Dry

Oulton Park International  
Circuit Length = 2.6920 miles  
Start: 11:56 End: 12:27

# Avon Tyres Caterham Supersport Championship

## RACE 3 - LAP CHART

Lap 6			Lap 7			Lap 8			Lap 9			Lap 10		
No	Behind	Laptime	No	Behind	Laptime	No	Behind	Laptime	No	Behind	Laptime	No	Behind	Laptime
20		1:59.132	20		2:00.474	2		1:59.063	20		2:00.152	2		1:59.577
2	0.325	1:59.276	2	0.078	2:00.227	20	0.032	1:59.173	2	0.030	2:00.214	20	0.106	1:59.713
5	0.532	1:59.028	5	0.234	2:00.176	5	0.527	1:59.434	5	0.235	1:59.892	22	0.159	1:59.263
22	1.099	1:59.478	22	0.555	1:59.930	22	0.952	1:59.538	22	0.503	1:59.735	5	0.336	1:59.708
86	2.162	1:59.632	86	1.218	1:59.530	86	1.272	1:59.195	86	0.961	1:59.873	86	1.373	2:00.019
42	2.310	1:59.481	42	1.549	1:59.713	3	2.848	1:59.608	3	1.069	1:58.405	3	1.657	2:00.195
3	4.487	2:00.860	3	2.381	1:58.368	6	4.296	1:59.310	6	3.415	1:59.303	6	7.789	2:03.981
6	4.658	2:01.209	6	4.127	1:59.943	66	12.561	2:01.487	66	14.024	2:01.647	81	17.827	2:02.960
66	9.322	2:00.517	66	10.215	2:01.367	8	12.811	2:01.323	8	14.115	2:01.488	8	18.006	2:03.498
81	9.421	2:01.281	81	10.313	2:01.366	81	13.140	2:01.968	81	14.474	2:01.518	42	23.128	2:00.876
8	9.691	2:00.600	8	10.629	2:01.412	12	19.427	2:01.795	12	21.326	2:02.083	12	23.427	2:01.708
4	15.221	2:03.007	12	16.773	2:01.932	4	19.643	2:01.908	4	21.831	2:02.372	4	23.810	2:01.586
12	15.315	2:02.981	4	16.876	2:02.129	42	21.218	2:18.810	42	21.859	2:00.825	66	24.134	2:09.717
40	21.077	2:03.853	40	24.226	2:03.623	40	26.865	2:01.780	40	28.156	2:01.475	26	30.765	2:01.865
26	21.139	2:03.374	26	24.551	2:03.886	26	27.044	2:01.634	26	28.507	2:01.647	10	31.197	2:01.821
10	23.151	2:01.681	10	24.830	2:02.153	10	27.768	2:02.079	10	28.983	2:01.399	45	33.625	2:00.894
45	29.264	2:01.228	45	29.933	2:01.143	45	31.770	2:00.978	45	32.338	2:00.752	40	44.356	2:15.807

Weather / Track : Cloudy / Dry

Oulton Park International  
Circuit Length = 2.6920 miles  
Start: 11:56 End: 12:27

**Avon Tyres Caterham Supersport Championship**  
**RACE 3 - LAP CHART**


Lap 11			Lap 12			Lap 13			Lap 14			Lap 15		
No	Behind	Laptime	No	Behind	Laptime	No	Behind	Laptime	No	Behind	Laptime	No	Behind	Laptime
2		1:59.410	2		1:59.514	2		1:59.187	2		1:59.765	2		1:59.217
20	0.117	1:59.421	20	0.029	1:59.426	20	0.094	1:59.252	20	0.135	1:59.806	20	0.227	1:59.309
5	1.019	2:00.093	22	0.133	1:58.515	5	0.175	1:58.768	5	0.348	1:59.938	5	0.545	1:59.414
22	1.132	2:00.383	5	0.594	1:59.089	86	1.687	1:59.547	22	1.025	1:58.323	22	1.375	1:59.567
86	1.325	1:59.362	86	1.327	1:59.516	22	2.467	2:01.521	86	1.101	1:59.179	86	2.073	2:00.189
3	1.919	1:59.672	3	1.555	1:59.150	6	13.034	2:02.100	6	14.370	2:01.101	6	17.534	2:02.381
6	8.957	2:00.578	6	10.121	2:00.678	3	13.345	2:10.977	3	14.636	2:01.056	3	17.557	2:02.138
8	19.859	2:01.263	8	21.561	2:01.216	8	23.228	2:00.854	42	24.466	1:59.777	42	26.169	2:00.920
81	20.120	2:01.703	42	23.624	1:59.485	42	24.454	2:00.017	8	24.566	2:01.103	8	26.372	2:01.023
42	23.653	1:59.935	4	24.937	1:59.733	4	26.734	2:00.984	66	28.163	2:00.360	66	32.732	2:03.786
4	24.718	2:00.318	66	25.073	1:59.598	66	27.568	2:01.682	4	28.438	2:01.469	4	33.421	2:04.200
66	24.989	2:00.265	10	35.954	2:01.846	10	39.591	2:02.824	26	42.443	2:02.029	26	46.273	2:03.047
10	33.622	2:01.835	45	37.472	2:01.591	45	39.739	2:01.454	10	42.464	2:02.638	10	46.380	2:03.133
12	34.504	2:10.487	26	38.231	2:02.673	26	40.179	2:01.135	45	43.129	2:03.155	45	46.689	2:02.777
26	35.072	2:03.717	40	51.498	2:03.341	40	57.116	2:04.805	40	1:00.814	2:03.463	40	1:05.544	2:03.947
45	35.395	2:01.180												
40	47.671	2:02.725												

Weather / Track : Cloudy / Dry

Oulton Park International  
Circuit Length = 2.6920 miles  
Start: 11:56 End: 12:27

# Avon Tyres Caterham Supersport Championship

## RACE 10 - GRID

ROW 9	12   Andrew SPECK		
ROW 8		40   Richard IRWIN	81   Albert VELLA
ROW 7	10   Ray GILLILAND		45   Andrew SALMON
ROW 6		4   Simon CASSIDY	26   Steve LUCKING
ROW 5	8   Jonathan SMARE		66   Michael SCHORAH
ROW 4		3   Keith ASHWORTH	42   Rodney ARNOLD
ROW 3	86   Stephen APPLETON		6   Robert COOPER
ROW 2		5   Paul BEGLEY	22   Robert SMITH
ROW 1	2   James MACLACHLAN		20   Nathan LINDOP
<b>Pole</b>			
			

Oulton Park International  
Circuit Length = 2.6920 miles

**These results are provisional until the conclusion of any judicial and technical matters.**

Clerk of Course :		Timekeeper :
-------------------	--	--------------

# BULLETIN 13 - CATERHAM MOTORSPORT RACE DAY

## Avon Tyres Formula Ford 1600 Northern Championship - Pre 90 RACE 4 - CLASSIFICATION

POS	NO	CL	NAME	ENTRY	LAPS	TIME	GAP	DIFF	MPH	BEST	ON
1	27	C	John FARRELL	Reynard FF89	11	20:38.073			86.10	1:51.447	6
2	44	C	Lee HANNAM	Reynard RF88	11	20:46.026	7.953	7.953	85.55	1:51.483	4
3	4	D	Nigel DOLAN	Van Diemen RF86	11	20:57.909	19.836	11.883	84.74	1:53.315	4
4	83	D	J. BRUCEIE	Reynard FF84	11	21:12.381	34.308	14.472	83.78	1:53.889	7
5	68	C	William ALTERMAN	Reynard FF89	11	21:18.605	40.532	6.224	83.37	1:54.680	5
6	20	D	Phillip BISGROVE	Van Diemen RF86	11	21:23.936	45.863	5.331	83.02	1:54.844	10
7	2	D	John WILKINSON	Van Diemen RF86	11	21:31.933	53.860	7.997	82.51	1:55.593	3
8	96	C	Robin BOOTH	Van Diemen RF89	11	22:07.831	1:29.758	35.898	80.28	1:58.784	6
9	52	D	Trevor MORGAN	Van Diemen RF86	11	22:16.696	1:38.623	8.865	79.75	1:59.859	8
10	81	D	David GAVAN	Ray 86	11	22:17.410	1:39.337	0.714	79.70	1:59.078	10
11	47	D	Roy MACGREGOR	Van Diemen RF85	11	22:17.815	1:39.742	0.405	79.68	1:59.503	10
12	76	D	Patrick HUMPHREYS	Van Diemen RF86	10	20:49.157	1 lap	1 lap	77.58	2:00.861	7
13	55	C	David BEECHEY	Jamun M89	10	22:08.601	1 lap	1:19.444	72.94	2:09.359	3
NOT CLASSIFIED											
DNF	21	D	Barry THOMPSON	Van Diemen RF86	9	17:44.552	2 laps	1 lap	81.93	1:56.944	3
DNF	17	D	Andrew MACGREGOR	Van Diemen RF86	8	15:38.765	3 laps	1 lap	82.58	1:54.914	5
DNF	33	C	Andrew THOMAS	Reynard SF89	0						
DNF	87	C	James MITCHELL	Van Diemen RF88	0						
FASTEST LAP											
	27	C	John FARRELL	Reynard FF89	6	1:51.447			86.95 mph	139.94 kph	
	4	D	Nigel DOLAN	Van Diemen RF86	4	1:53.315			85.52 mph	137.63 kph	

Weather / Track : Sunny / Dry  
These results are provisional until the conclusion of any judicial and technical matters.

Oulton Park International  
Circuit Length = 2.6920 miles  
Start: 12:43 End: 13:06

Clerk of Course :	Timekeeper :
-------------------	--------------

# Avon Tyres Formula Ford 1600 Northern Championship - Pre 90

## RACE 4 - LAP CHART

Lap 1			Lap 2			Lap 3			Lap 4			Lap 5		
No	Behind	Laptime	No	Behind	Laptime	No	Behind	Laptime	No	Behind	Laptime	No	Behind	Laptime
27		1:58.135	27		1:52.610	27		1:52.491	27		1:52.562	27		1:51.557
4	2.105	2:00.240	44	3.812	1:54.005	44	3.322	1:52.001	44	2.243	1:51.483	44	2.444	1:51.758
44	2.417	2:00.552	4	4.454	1:54.959	4	6.455	1:54.492	4	7.208	1:53.315	4	9.414	1:53.763
83	3.579	2:01.714	83	5.004	1:54.035	83	7.450	1:54.937	83	9.834	1:54.946	83	12.591	1:54.314
68	4.156	2:02.291	68	6.888	1:55.342	68	9.192	1:54.795	68	11.469	1:54.839	68	14.592	1:54.680
2	5.919	2:04.054	2	9.128	1:55.819	2	12.230	1:55.593	2	16.161	1:56.493	2	21.022	1:56.418
21	7.469	2:05.604	17	11.468	1:56.572	20	15.538	1:55.708	20	18.053	1:55.077	20	21.461	1:54.965
17	7.506	2:05.641	20	12.321	1:57.366	17	15.932	1:56.955	17	18.615	1:55.245	17	21.972	1:54.914
20	7.565	2:05.700	21	12.392	1:57.533	21	16.845	1:56.944	21	21.804	1:57.521	21	27.457	1:57.210
96	8.895	2:07.030	96	15.227	1:58.942	96	22.934	2:00.198	96	30.161	1:59.789	96	38.151	1:59.547
52	11.531	2:09.666	52	19.297	2:00.376	52	27.520	2:00.714	52	35.563	2:00.605	52	44.504	2:00.498
81	12.985	2:11.120	81	22.310	2:01.935	81	30.329	2:00.510	81	38.819	2:01.052	81	48.012	2:00.750
47	14.105	2:12.240	47	22.829	2:01.334	47	31.349	2:01.011	47	39.770	2:00.983	47	48.363	2:00.150
55	19.014	2:17.149	76	39.292	2:12.030	76	51.708	2:04.907	76	1:02.924	2:03.778	76	1:14.373	2:03.006
76	19.872	2:18.007	55	39.637	2:13.233	55	56.505	2:09.359	55	1:16.309	2:12.366	55	1:36.314	2:11.562

Weather / Track : Sunny / Dry

Oulton Park International  
Circuit Length = 2.6920 miles  
Start: 12:43 End: 13:06

# Avon Tyres Formula Ford 1600 Northern Championship - Pre 90

## RACE 4 - LAP CHART

Lap 6			Lap 7			Lap 8			Lap 9			Lap 10		
No	Behind	Laptime	No	Behind	Laptime	No	Behind	Laptime	No	Behind	Laptime	No	Behind	Laptime
27		1:51.447	27		1:51.942	27		1:51.875	27		1:51.623	27		1:52.026
44	3.150	1:52.153	44	4.005	1:52.797	44	4.633	1:52.503	44	6.079	1:53.069	76	1 LAP	2:01.226
4	11.437	1:53.470	55	1 LAP	2:12.832	4	14.453	1:53.337	4	16.554	1:53.724	44	6.510	1:52.457
83	15.241	1:54.097	4	12.991	1:53.496	83	20.066	1:54.753	83	22.644	1:54.201	4	17.972	1:53.444
68	18.292	1:55.147	83	17.188	1:53.889	55	1 LAP	2:11.430	68	30.639	1:56.569	83	25.456	1:54.838
2	27.015	1:57.440	68	21.998	1:55.648	68	25.693	1:55.570	20	37.146	1:55.020	68	35.478	1:56.865
20	27.025	1:57.011	20	30.299	1:55.216	20	33.749	1:55.325	2	42.178	1:57.223	20	39.964	1:54.844
17	27.144	1:56.619	2	31.860	1:56.787	17	36.146	1:56.044	55	1 LAP	2:12.982	2	47.247	1:57.095
21	33.476	1:57.466	17	31.977	1:56.775	2	36.578	1:56.593	21	50.310	1:57.744	55	1 LAP	2:15.282
96	45.488	1:58.784	21	39.069	1:57.535	21	44.189	1:56.995	96	1:13.337	2:01.167	96	1:21.043	1:59.732
52	53.133	2:00.076	96	55.836	2:02.290	96	1:03.793	1:59.832	52	1:19.033	2:01.455	52	1:28.822	2:01.815
81	56.891	2:00.326	52	1:01.217	2:00.026	52	1:09.201	1:59.859	81	1:22.853	1:59.901	81	1:29.905	1:59.078
47	57.484	2:00.568	47	1:05.629	2:00.087	81	1:14.575	2:00.257	47	1:24.198	2:00.748	47	1:31.675	1:59.503
76	1:24.729	2:01.803	81	1:06.193	2:01.244	47	1:15.073	2:01.319						
			76	1:33.648	2:00.861	76	1:43.027	2:01.254						

Weather / Track : Sunny / Dry

Oulton Park International  
Circuit Length = 2.6920 miles  
Start: 12:43 End: 13:06

**Avon Tyres Formula Ford 1600 Northern Championship - Pre 90**  
**RACE 4 - LAP CHART**


Lap 11		
No	Behind	Laptime
27		1:51.805
44	7.953	1:53.248
76	1 LAP	2:02.285
4	19.836	1:53.669
83	34.308	2:00.657
68	40.532	1:56.859
20	45.863	1:57.704
2	53.860	1:58.418
96	1:29.758	2:00.520
55	1 LAP	2:12.406
52	1:38.623	2:01.606
81	1:39.337	2:01.237
47	1:39.742	1:59.872

**Weather / Track : Sunny / Dry**

Oulton Park International  
Circuit Length = 2.6920 miles  
Start: 12:43 End: 13:06

# Avon Tyres Formula Ford 1600 Northern Championship - Pre 90

## RACE 11 - GRID

ROW 9	87 James MITCHELL	
ROW 8	17 Andrew MACGREGOR	33 Andrew THOMAS
ROW 7	55 David BEECHEY	21 Barry THOMPSON
ROW 6	47 Roy MACGREGOR	76 Patrick HUMPHREYS
ROW 5	52 Trevor MORGAN	81 David GAVAN
ROW 4	2 John WILKINSON	96 Robin BOOTH
ROW 3	68 William ALTERMAN	20 Phillip BISGROVE
ROW 2	4 Nigel DOLAN	83 J. BRUCEIE
ROW 1	27 John FARRELL	44 Lee HANNAM
<b>Pole</b>		
		

Oulton Park International  
Circuit Length = 2.6920 miles

**These results are provisional until the conclusion of any judicial and technical matters.**

Clerk of Course :		Timekeeper :
-------------------	--	--------------

# BULLETIN 14 - CATERHAM MOTORSPORT RACE DAY

## BRS Recovery Ford XR Challenge RACE 5 - CLASSIFICATION

POS	NO	CL	NAME	ENTRY	LAPS	TIME	GAP	DIFF	MPH	BEST	ON
1	11	A	Paul BISHOP	Ford Fiesta XR2	6	12:45.348			75.97	2:05.575	5
2	68	A	Simon ROBINSON	Ford Fiesta XR2	6	12:45.741	0.393	0.393	75.93	2:05.529	6
3	79	A	Simon SHERIDAN	Ford Fiesta XR2	6	12:57.053	11.705	11.312	74.83	2:06.918	5
4	66	A	Steve POOLE	Ford Fiesta XR2	6	12:59.609	14.261	2.556	74.58	2:07.039	6
5	4	B	Andrew LENNIE	Ford Escort XR3i	6	13:00.858	15.510	1.249	74.46	2:08.165	6
6	1	B	John-Ifan JONES	Ford Escort XR3i	6	13:01.069	15.721	0.211	74.44	2:07.203	6
7	17	A	Craig READYHOUGH	Ford Fiesta XR2	6	13:01.593	16.245	0.524	74.39	2:08.457	5
8	34	A	Chris BALL	Ford Fiesta XR2	6	13:02.489	17.141	0.896	74.31	2:08.458	2
9	23	A	Greg SPEIGHT	Ford Fiesta XR2	6	13:10.267	24.919	7.778	73.57	2:09.812	3
10	22	B	Danny LEIGH	Ford Escort XR3i	6	13:15.193	29.845	4.926	73.12	2:09.302	4
11	18	A	Michael HEATH	Ford Fiesta XR2	6	13:22.085	36.737	6.892	72.49	2:10.883	6
12	52	A	Mark EDWARDS	Ford Fiesta XR2	6	13:22.742	37.394	0.657	72.43	2:10.497	6
13	3	A	Peter LANCASTER	Ford Fiesta XR2	6	13:32.507	47.159	9.765	71.56	2:08.924	5
14	26	B	David BENNETT	Ford Escort XR3i	6	13:38.205	52.857	5.698	71.06	2:12.894	5
15	86	B	Antony SULLIVAN	Ford Escort XR3i	6	13:49.055	1:03.707	10.850	70.13	2:14.181	6
16	9	A	George DWANE	Ford Fiesta XR2	6	14:07.850	1:22.502	18.795	68.58	2:10.230	5
17	13	A	Suzanne HARRISON	Ford Fiesta XR2	6	14:08.152	1:22.804	0.302	68.55	2:11.380	5
18	63	B	Terry KELLAHER	Ford Escort XR3i	6	14:14.196	1:28.848	6.044	68.07	2:16.270	2
NOT CLASSIFIED											
DQ	55	B	Marcus RILEY	Ford Escort XR3i	6	13:14.015	28.667		73.23	2:09.988	3
FASTEST LAP											
68	A	Simon ROBINSON	Ford Fiesta XR2	6	2:05.529			77.20 mph		124.24 kph	
1	B	John-Ifan JONES	Ford Escort XR3i	6	2:07.203			76.18 mph		122.61 kph	

CAR 55 - NOT RUNNING AT TIME OF RED FLAG

Weather / Track : Sunny / Dry

These results are provisional until the conclusion of any judicial and technical matters.

Oulton Park International  
Circuit Length = 2.6920 miles  
Start: 13:45 End: 14:03

Clerk of Course :	Timekeeper :
-------------------	--------------

**BRS Recovery Ford XR Challenge**  
**RACE 5 - LAP CHART**

Lap 1			Lap 2			Lap 3			Lap 4			Lap 5		
No	Behind	Laptime	No	Behind	Laptime	No	Behind	Laptime	No	Behind	Laptime	No	Behind	Laptime
68		2:13.958	11		2:07.146	11		2:06.195	11		2:06.183	11		2:05.575
11	0.169	2:14.127	68	0.265	2:07.580	68	0.645	2:06.575	68	0.658	2:06.196	68	0.986	2:05.903
79	0.349	2:14.307	79	2.121	2:09.087	79	5.405	2:09.479	79	9.382	2:10.160	79	10.725	2:06.918
17	1.051	2:15.009	17	2.209	2:08.473	17	5.655	2:09.641	66	9.757	2:09.294	17	13.323	2:08.457
4	2.285	2:16.243	4	3.397	2:08.427	4	5.763	2:08.561	17	10.441	2:10.969	66	13.344	2:09.162
34	2.486	2:16.444	34	3.629	2:08.458	34	6.360	2:08.926	4	10.450	2:10.870	4	13.467	2:08.592
1	2.733	2:16.691	1	3.842	2:08.424	1	6.619	2:08.972	1	10.786	2:10.350	34	14.373	2:08.995
23	4.322	2:18.280	66	5.787	2:08.128	66	6.646	2:07.054	34	10.953	2:10.776	1	14.640	2:09.429
66	4.974	2:18.932	23	6.916	2:09.909	23	10.533	2:09.812	23	15.126	2:10.776	23	20.812	2:11.261
55	5.022	2:18.980	55	8.022	2:10.315	55	11.815	2:09.988	55	15.950	2:10.318	55	20.971	2:10.596
22	7.539	2:21.497	22	10.511	2:10.287	22	13.855	2:09.539	22	16.974	2:09.302	22	21.070	2:09.671
52	9.966	2:23.924	18	14.957	2:11.730	18	21.250	2:12.488	18	26.538	2:11.471	18	31.976	2:11.013
18	10.542	2:24.500	26	16.406	2:13.056	52	22.579	2:11.522	52	27.600	2:11.204	52	33.019	2:10.994
26	10.665	2:24.623	52	17.252	2:14.601	9	25.961	2:11.240	9	30.052	2:10.274	9	34.707	2:10.230
86	15.875	2:29.833	9	20.916	2:12.321	26	27.137	2:16.926	26	34.507	2:13.553	26	41.826	2:12.894
9	15.910	2:29.868	86	24.808	2:16.248	3	36.698	2:10.175	3	40.070	2:09.555	3	43.419	2:08.924
63	16.514	2:30.472	63	25.469	2:16.270	86	37.538	2:18.925	86	45.906	2:14.551	86	55.648	2:15.317
3	29.575	2:43.533	3	32.718	2:10.458	63	39.900	2:20.626	63	54.014	2:20.297	63	1:13.314	2:24.875
13	52.913	3:06.871	13	58.520	2:12.922	13	1:05.398	2:13.073	13	1:10.882	2:11.667	13	1:16.687	2:11.380

**CAR 55 - NOT RUNNING AT TIME OF RED FLAG**

**Weather / Track : Sunny / Dry**

Oulton Park International  
 Circuit Length = 2.6920 miles  
 Start: 13:45 End: 14:03

**BRS Recovery Ford XR Challenge**  
**RACE 5 - LAP CHART**

Lap 6		
No	Behind	Laptime
11		2:06.122
68	0.393	2:05.529
79	11.705	2:07.102
66	14.261	2:07.039
4	15.510	2:08.165
1	15.721	2:07.203
17	16.245	2:09.044
34	17.141	2:08.890
23	24.919	2:10.229
55	28.667	2:13.818
22	29.845	2:14.897
18	36.737	2:10.883
52	37.394	2:10.497
3	47.159	2:09.862
26	52.857	2:17.153
86	1:03.707	2:14.181
9	1:22.502	2:53.917 P
13	1:22.804	2:12.239
63	1:28.848	2:21.656

**CAR 55 - NOT RUNNING AT TIME OF RED FLAG**

**Weather / Track : Sunny / Dry**

Oulton Park International  
Circuit Length = 2.6920 miles  
Start: 13:45 End: 14:03

# BULLETIN 15 - - CATERHAM MOTORSPORT RACE DAY

## Avon Tyres Caterham Roadsport A Championship RACE 6 - CLASSIFICATION

POS	NO	CL	NAME	ENTRY	LAPS	TIME	GAP	DIFF	MPH	BEST	ON
1	68		JJ OMALLEY	Caterham Roadsport	15	29:57.119			80.89	1:58.647	9
2	71		Jamie ORTON	Caterham Roadsport	15	29:57.539	0.420	0.420	80.87	1:58.099	9
3	14		Jonathan RAMSAY	Caterham Roadsport	15	29:57.980	0.861	0.441	80.85	1:58.084	9
4	8		Graham JOHNSON	Caterham Roadsport	15	29:58.089	0.970	0.109	80.84	1:58.229	3
5	5		Antony SIDNEY-WOOLLETT	Caterham Roadsport	15	29:58.173	1.054	0.084	80.84	1:57.966	12
6	69		Magd MOHAFFEL	Caterham Roadsport	15	29:58.530	1.411	0.357	80.82	1:58.082	9
7	77		Richard BOUGHTON	Caterham Roadsport	15	29:58.631	1.512	0.101	80.82	1:57.407	12
8	6		Kevin BEGLEY	Caterham Roadsport	15	30:03.578	6.459	4.947	80.60	1:57.592	13
9	29		Darren LAVERTY	Caterham Roadsport	15	30:03.770	6.651	0.192	80.59	1:58.817	14
10	22		Mike STEADMAN	Caterham Roadsport	15	30:04.853	7.734	1.083	80.54	1:58.768	14
11	87		Paul LATIMER	Caterham Roadsport	15	30:04.988	7.869	0.135	80.53	1:58.872	6
12	42		Richard CARTER	Caterham Roadsport	15	30:12.511	15.392	7.523	80.20	1:59.331	8
13	31		Rob THOMAS	Caterham Roadsport	15	30:12.624	15.505	0.113	80.19	1:59.037	7
14	88		Ian PAYNE	Caterham Roadsport	15	30:13.215	16.096	0.591	80.17	1:57.658	12
15	18		Simon ROCHE	Caterham Roadsport	15	30:48.904	51.785	35.689	78.62	2:01.494	5
16	11		Peter MICKLEWRIGHT	Caterham Roadsport	15	31:23.840	1:26.721	34.936	77.16	2:03.275	10
NOT CLASSIFIED											
DNF	19		Lee MOULDEN	Caterham Roadsport	13	26:00.977	2 laps	2 laps	80.71	1:58.376	13
DNF	95		Jason REDDING	Caterham Roadsport	13	26:01.364	2 laps	0.387	80.69	1:58.397	12
DNF	50		Robert VISSERS	Caterham Roadsport	13	26:06.755	2 laps	5.391	80.41	1:58.534	9
FASTEST LAP											
	77		Richard BOUGHTON	Caterham Roadsport	12	1:57.407			82.54 mph	132.84 kph	

CAR 88 - 10 SECOND PENALTY OUT OF POSITION START

Weather / Track : Sunny / Dry

These results are provisional until the conclusion of any judicial and technical matters.

Oulton Park International  
Circuit Length = 2.6920 miles  
Start: 14:19 End: 14:51

Clerk of Course :		Timekeeper :	
-------------------	--	--------------	--

# Avon Tyres Caterham Roadsport A Championship

## RACE 6 - LAP CHART

Lap 1			Lap 2			Lap 3			Lap 4			Lap 5		
No	Behind	Laptime	No	Behind	Laptime	No	Behind	Laptime	No	Behind	Laptime	No	Behind	Laptime
71		2:04.026	71		2:00.224	68		1:59.559	68		2:00.773	68		2:00.375
68	0.019	2:04.045	68	0.022	2:00.227	71	0.279	1:59.860	8	0.218	2:00.578	8	0.166	2:00.323
19	2.207	2:06.233	8	1.765	1:59.700	8	0.413	1:58.229	14	0.344	1:59.033	71	0.242	1:59.831
8	2.289	2:06.315	19	2.326	2:00.343	14	2.084	1:59.140	71	0.786	2:01.280	14	0.353	2:00.384
14	2.613	2:06.639	14	2.525	2:00.136	19	2.214	1:59.469	19	0.805	1:59.364	19	0.488	2:00.058
69	3.382	2:07.408	69	2.719	1:59.561	69	2.436	1:59.298	69	0.893	1:59.230	69	0.590	2:00.072
5	3.505	2:07.531	5	3.006	1:59.725	5	2.596	1:59.171	5	1.469	1:59.646	22	0.961	1:59.668
22	3.745	2:07.771	22	3.567	2:00.046	22	3.064	1:59.078	22	1.668	1:59.377	77	1.639	1:59.883
29	3.855	2:07.881	29	3.785	2:00.154	77	3.302	1:58.986	77	2.131	1:59.602	88	1.729	1:59.717
77	4.362	2:08.388	77	3.897	1:59.759	29	3.510	1:59.306	88	2.387	1:59.386	5	2.772	2:01.678
88	4.590	2:08.616	88	4.343	1:59.977	88	3.774	1:59.012	87	2.791	1:59.023	87	3.911	2:01.495
87	5.055	2:09.081	87	4.895	2:00.064	87	4.541	1:59.227	29	2.854	2:00.117	29	4.277	2:01.798
95	5.179	2:09.205	95	5.212	2:00.257	95	4.948	1:59.317	95	3.939	1:59.764	95	4.803	2:01.239
42	6.754	2:10.780	6	6.568	1:59.928	6	5.108	1:58.121	6	7.583	2:03.248	6	7.054	1:59.846
6	6.864	2:10.890	42	8.208	2:01.678	50	9.521	2:00.589	50	9.025	2:00.277	50	7.916	1:59.266
50	7.036	2:11.062	50	8.513	2:01.701	42	10.124	2:01.497	42	9.868	2:00.517	42	9.298	1:59.805
31	7.627	2:11.653	31	9.019	2:01.616	31	10.338	2:00.900	31	10.035	2:00.470	31	9.568	1:59.908
18	8.091	2:12.117	18	10.227	2:02.360	18	12.350	2:01.704	18	13.396	2:01.819	18	14.515	2:01.494
11	9.289	2:13.315	11	12.820	2:03.755	11	17.189	2:03.950	11	20.615	2:04.199	11	24.095	2:03.855

CAR 88 - 10 SECOND PENALTY OUT OF POSITION START

Weather / Track : Sunny / Dry

Oulton Park International  
Circuit Length = 2.6920 miles  
Start: 14:19 End: 14:51

# Avon Tyres Caterham Roadsport A Championship

## RACE 6 - LAP CHART

Lap 6			Lap 7			Lap 8			Lap 9			Lap 10		
No	Behind	Laptime	No	Behind	Laptime	No	Behind	Laptime	No	Behind	Laptime	No	Behind	Laptime
68		1:59.819	68		1:59.520	68		1:59.558	68		1:58.647	68		1:59.110
8	0.105	1:59.758	8	0.039	1:59.454	8	0.208	1:59.727	8	0.153	1:58.592	8	0.102	1:59.059
71	0.352	1:59.929	71	0.358	1:59.526	71	0.866	2:00.066	71	0.318	1:58.099	71	0.232	1:59.024
14	0.836	2:00.302	14	0.529	1:59.213	14	1.092	2:00.121	14	0.529	1:58.084	14	0.519	1:59.100
19	1.175	2:00.506	19	0.671	1:59.016	69	1.866	2:00.585	69	1.301	1:58.082	69	0.909	1:58.718
69	1.277	2:00.506	69	0.839	1:59.082	19	2.078	2:00.965	19	1.837	1:58.406	19	2.256	1:59.529
22	1.997	2:00.855	77	2.047	1:59.183	5	2.173	1:59.078	77	1.883	1:58.072	77	2.287	1:59.514
88	2.071	2:00.161	22	2.488	2:00.011	77	2.458	1:59.969	5	2.089	1:58.563	5	2.324	1:59.345
77	2.384	2:00.564	5	2.653	1:59.587	22	2.708	1:59.778	88	2.540	1:58.266	88	2.613	1:59.183
5	2.586	1:59.633	88	3.092	2:00.541	88	2.921	1:59.387	87	3.882	1:59.245	95	4.130	1:59.293
87	2.964	1:58.872	87	3.246	1:59.802	87	3.284	1:59.596	95	3.947	1:58.821	6	5.747	2:00.038
29	3.302	1:58.844	29	3.533	1:59.751	95	3.773	1:59.274	6	4.819	1:59.076	87	5.840	2:01.068
95	3.716	1:58.732	95	4.057	1:59.861	6	4.390	1:57.809	22	4.833	2:00.772	29	5.857	2:00.055
6	6.836	1:59.601	6	6.139	1:58.823	29	4.442	2:00.467	29	4.912	1:59.117	22	6.063	2:00.340
50	7.094	1:58.997	50	6.613	1:59.039	50	5.772	1:58.717	50	5.659	1:58.534	50	6.542	1:59.993
42	9.328	1:59.849	42	9.545	1:59.737	42	9.318	1:59.331	42	10.629	1:59.958	42	12.206	2:00.687
31	10.223	2:00.474	31	9.740	1:59.037	31	9.572	1:59.390	31	10.848	1:59.923	31	12.456	2:00.718
18	17.156	2:02.460	18	19.997	2:02.361	18	23.076	2:02.637	18	27.295	2:02.866	18	31.400	2:03.215
11	28.403	2:04.127	11	32.623	2:03.740	11	48.298	2:15.233	11	53.582	2:03.931	11	57.747	2:03.275

CAR 88 - 10 SECOND PENALTY OUT OF POSITION START

Weather / Track : Sunny / Dry

Oulton Park International  
Circuit Length = 2.6920 miles  
Start: 14:19 End: 14:51

# Avon Tyres Caterham Roadsport A Championship

## RACE 6 - LAP CHART

Lap 11			Lap 12			Lap 13			Lap 14			Lap 15		
No	Behind	Laptime	No	Behind	Laptime	No	Behind	Laptime	No	Behind	Laptime	No	Behind	Laptime
68		1:58.880	68		1:59.083	68		1:58.952	68		1:59.070	68		1:59.501
8	0.619	1:59.397	8	0.136	1:58.600	8	0.149	1:58.965	71	0.096	1:58.864	71	0.420	1:59.825
71	0.933	1:59.581	71	0.463	1:58.613	71	0.302	1:58.791	14	0.374	1:58.823	14	0.861	1:59.988
14	1.231	1:59.592	14	0.652	1:58.504	14	0.621	1:58.921	8	0.511	1:59.432	8	0.970	1:59.960
69	1.365	1:59.336	69	1.046	1:58.764	69	1.063	1:58.969	5	0.788	1:58.614	5	1.054	1:59.767
5	2.264	1:58.820	5	1.147	1:57.966	5	1.244	1:59.049	69	1.112	1:59.119	69	1.411	1:59.800
77	3.061	1:59.654	77	1.385	1:57.407	77	1.441	1:59.008	77	1.751	1:59.380	77	1.512	1:59.262
19	3.485	2:00.109	88	2.307	1:57.658	88	2.028	1:58.673	88	6.301	2:03.343	88	6.096	1:59.296
88	3.732	1:59.999	19	3.005	1:58.603	19	2.429	1:58.376	6	6.418	2:01.990	6	6.459	1:59.542
95	3.931	1:58.681	95	3.245	1:58.397	95	2.816	1:58.523	29	6.600	1:58.817	29	6.651	1:59.552
6	6.003	1:59.136	6	4.858	1:57.938	6	3.498	1:57.592	87	7.376	1:59.005	22	7.734	1:59.670
87	6.315	1:59.355	29	6.654	1:59.341	29	6.853	1:59.151	22	7.565	1:58.768	87	7.869	1:59.994
29	6.396	1:59.419	87	6.788	1:59.556	87	7.441	1:59.605	42	14.856	1:59.795	42	15.392	2:00.037
22	6.876	1:59.693	22	7.016	1:59.223	22	7.867	1:59.803	31	15.433	1:59.973	31	15.505	1:59.573
50	7.551	1:59.889	50	7.437	1:58.969	50	8.207	1:59.722	18	47.042	2:03.966	18	51.785	2:04.244
42	13.106	1:59.780	42	13.572	1:59.549	42	14.131	1:59.511	11	1:20.281	2:07.363	11	1:26.721	2:05.941
31	13.218	1:59.642	31	14.295	2:00.160	31	14.530	1:59.187						
18	35.579	2:03.059	18	39.234	2:02.738	18	42.146	2:01.864						
11	1:03.051	2:04.184	11	1:07.454	2:03.486	11	1:11.988	2:03.486						


CAR 88 - 10 SECOND PENALTY OUT OF POSITION START

Weather / Track : Sunny / Dry

Oulton Park International  
Circuit Length = 2.6920 miles  
Start: 14:19 End: 14:51

# Avon Tyres Caterham Roadsport A Championship

## RACE 12 - GRID

ROW 10	50 Robert VISSERS	
ROW 9	19 Lee MOULDEN	95 Jason REDDING
ROW 8	18 Simon ROCHE	11 Peter MICKLEWRIGHT
ROW 7	31 Rob THOMAS	88 Ian PAYNE
ROW 6	87 Paul LATIMER	42 Richard CARTER
ROW 5	29 Darren LAVERTY	22 Mike STEADMAN
ROW 4	77 Richard BOUGHTON	6 Kevin BEGLEY
ROW 3	5 Antony SIDNEY-WOOLLETT	69 Magd MOHAFFEL
ROW 2	14 Jonathan RAMSAY	8 Graham JOHNSON
ROW 1	68 JJ OMALLEY	71 Jamie ORTON
<b>Pole</b>		
		

Oulton Park International  
Circuit Length = 2.6920 miles

**These results are provisional until the conclusion of any judicial and technical matters.**

Clerk of Course :		Timekeeper :
-------------------	--	--------------

# BULLETIN 15 - CATERHAM MOTORSPORT RACE DAY

## BRSCC alfashop Alfa Romeo Championship RACE 7 - CLASSIFICATION

POS	NO	CL	NAME	ENTRY	LAPS	TIME	GAP	DIFF	MPH	BEST	ON
1	97	A1	Neil SMITH	Alfa Romeo 156 World Touring Car	8	20:16.989			63.70	1:50.589	2
2	14	A1	Andy PAGE	Alfa Romeo Giulietta Turbo	8	20:20.537	3.548	3.548	63.52	1:55.634	1
3	12	A2	Chris SNOWDON	Alfa Romeo 33 16v	8	20:21.482	4.493	0.945	63.47	1:55.997	4
4	11	A2	Stephen DYMOKE	Alfa Romeo 156	8	20:22.445	5.456	0.963	63.42	1:57.084	4
5	6	B	John GRIFFITHS	Alfa Romeo 156	8	20:26.093	9.104	3.648	63.23	2:04.367	2
6	62	C	Chris HEALEY	Alfa Romeo GTV	8	20:26.766	9.777	0.673	63.19	2:04.877	5
7	53	C	Graham SEAGER	Alfa Romeo GTV	8	20:27.236	10.247	0.470	63.17	2:04.243	4
8	1	E	Paul PLANT	Alfa Romeo 156	8	20:28.034	11.045	0.798	63.13	2:06.813	4
9	39	C	Sarah HEELS	Alfa Romeo 147 GTA	8	20:28.485	11.496	0.451	63.11	2:08.464	2
10	61	E	Mel HEALEY	Alfa Romeo 156	8	20:28.795	11.806	0.310	63.09	2:09.129	3
11	74	E	Andy INMAN	Alfa Romeo 156 TS	8	20:30.057	13.068	1.262	63.02	2:08.503	3
12	47	E	Ben ANDERSON	Alfa Romeo 147	8	20:30.989	14.000	0.932	62.98	2:08.723	3
13	59	C	Andrew ROBINSON	Alfa Romeo 155	8	20:31.571	14.582	0.582	62.95	2:08.764	2
14	38	E	Martin JONES	Alfa Romeo 145 Cloverleaf	7	20:17.812	1 lap	1 lap	55.70	2:11.045	5
15	70	E	Andrew BRAMAH	Alfa Romeo 147	7	20:19.704	1 lap	1.892	55.61	2:10.703	5
16	9	A1	Peter SLOAN	Alfa Romeo 156	7	20:25.586	1 lap	5.882	55.35	2:16.278	2

### NOT CLASSIFIED

DNF	44	A1	Robin EYRE-MAUNSELL	Alfa Romeo 75	7	17:30.555	1 lap		64.57	2:06.015	2
DNF	43	A2	Louise WEST	Alfa Romeo 33 1.7 16v	3	8:49.278	5 laps	4 laps	54.93	2:08.295	2

### FASTEST LAP

97	A1	Neil SMITH	Alfa Romeo 156 World Touring Car	2	1:50.589			87.63 mph	141.03 kph	
12	A2	Chris SNOWDON	Alfa Romeo 33 16v	4	1:55.997			83.54 mph	134.45 kph	
53	C	Graham SEAGER	Alfa Romeo GTV	4	2:04.243			78.00 mph	125.53 kph	
6	B	John GRIFFITHS	Alfa Romeo 156	2	2:04.367			77.92 mph	125.40 kph	
1	E	Paul PLANT	Alfa Romeo 156	4	2:06.813			76.42 mph	122.98 kph	

Weather / Track : Cloudy / Dry

These results are provisional until the conclusion of any judicial and technical matters.

Oulton Park International  
Circuit Length = 2.6920 miles  
Start: 15:03 End: 15:24

Clerk of Course :		Timekeeper :	
-------------------	--	--------------	--

**BRSCC alfashop Alfa Romeo Championship**  
**RACE 7 - LAP CHART**

Lap 1			Lap 2			Lap 3			Lap 4			Lap 5		
No	Behind	Laptime	No	Behind	Laptime	No	Behind	Laptime	No	Behind	Laptime	No	Behind	Laptime
97		1:51.978	97		1:50.589	97		1:51.216	97		1:53.699	97		1:56.598
14	5.356	1:55.634	14	11.915	1:57.148	14	18.072	1:57.373	9	1 LAP	2:19.665	14	21.815	1:57.998
12	6.892	1:56.633	12	12.573	1:56.270	12	18.327	1:56.970	14	20.415	1:56.042	12	22.263	1:58.236
11	9.805	1:57.550	11	17.002	1:57.786	11	23.352	1:57.566	12	20.625	1:55.997	11	29.758	1:59.619
6	23.380	2:04.541	6	37.158	2:04.367	6	51.454	2:05.512	11	26.737	1:57.084	9	1 LAP	2:23.917
62	23.598	2:06.917	62	38.953	2:05.944	62	53.593	2:05.856	6	1:04.140	2:06.385	6	1:12.988	2:05.446
44	25.766	2:07.133	44	41.192	2:06.015	53	56.740	2:04.546	62	1:05.667	2:05.773	62	1:13.946	2:04.877
53	29.316	2:09.273	53	43.410	2:04.683	44	58.574	2:08.598	53	1:07.284	2:04.243	53	1:15.070	2:04.384
1	30.729	2:10.468	1	47.683	2:07.543	1	1:03.389	2:06.922	44	1:11.935	2:07.060	44	1:22.884	2:07.547
59	33.626	2:10.222	59	51.801	2:08.764	59	1:10.161	2:09.576	1	1:16.503	2:06.813	1	1:26.822	2:06.917
39	34.814	2:10.685	39	52.689	2:08.464	39	1:10.546	2:09.073	59	1:26.503	2:10.041	59	1:39.861	2:09.956
74	35.358	2:10.714	43	53.335	2:08.295	43	1:10.869	2:08.750	39	1:27.303	2:10.456	39	1:40.331	2:09.626
43	35.629	2:09.685	74	54.490	2:09.721	74	1:11.777	2:08.503	61	1:28.324	2:09.462	61	1:41.546	2:09.820
61	35.815	2:10.860	61	54.648	2:09.422	61	1:12.561	2:09.129	74	1:29.027	2:10.949	74	1:41.892	2:09.463
47	37.476	2:11.748	47	56.061	2:09.174	47	1:13.568	2:08.723	47	1:29.701	2:09.832	47	1:42.211	2:09.108
38	39.969	2:12.044	38	1:00.902	2:11.522	38	1:20.915	2:11.229	38	1:38.941	2:11.725			
70	42.754	2:12.616	70	1:03.960	2:11.795	70	1:23.843	2:11.099	70	1:41.360	2:11.216			
9	1:05.348	2:35.720	9	1:31.037	2:16.278									

Weather / Track : Cloudy / Dry

Oulton Park International  
 Circuit Length = 2.6920 miles  
 Start: 15:03 End: 15:24

**BRSCC alfashop Alfa Romeo Championship**  
**RACE 7 - LAP CHART**

Lap 6			Lap 7			Lap 8		
No	Behind	Laptime	No	Behind	Laptime	No	Behind	Laptime
97		1:53.013	97		3:45.718	97		3:09.552
38	1 LAP	2:11.045	38	1 LAP	3:47.068	38	1 LAP	3:08.650
70	1 LAP	2:10.703	70	1 LAP	3:45.882	70	1 LAP	3:09.651
14	39.709	2:10.907	14	3.414	3:09.423	14	3.548	3:09.686
12	40.553	2:11.303	12	4.359	3:09.524	12	4.493	3:09.686
11	42.750	2:06.005	11	5.683	3:08.651	11	5.456	3:09.325
9	1 LAP	2:25.135	9	1 LAP	2:47.028	9	1 LAP	3:11.611
6	1:30.170	2:10.195	6	7.241	2:22.789	6	9.104	3:11.415
62	1:34.128	2:13.195	62	8.293	2:19.883	62	9.777	3:11.036
53	1:36.135	2:14.078	53	8.895	2:18.478	53	10.247	3:10.904
44	1:39.788	2:09.917	1	19.496	2:20.522	1	11.045	3:01.101
1	1:44.692	2:10.883	44	23.118	2:29.048 P	39	11.496	2:50.030
39	2:02.189	2:14.871	39	31.018	2:14.547	61	11.806	2:49.251
61	2:03.316	2:14.783	61	32.107	2:14.509	74	13.068	2:49.957
59	2:04.583	2:17.735	74	32.663	2:13.351	47	14.000	2:49.220
74	2:05.030	2:16.151	47	34.332	2:14.129	59	14.582	2:49.133
47	2:05.921	2:16.723	59	35.001	2:16.136			

Weather / Track : Cloudy / Dry

Oulton Park International  
 Circuit Length = 2.6920 miles  
 Start: 15:03 End: 15:24

# BULLETIN 16 - CATERHAM MOTORSPORT RACE DAY

## Avon Tyres Caterham Roadsport B Championship RACE 8 - CLASSIFICATION

POS	NO	CL	NAME	ENTRY	LAPS	TIME	GAP	DIFF	MPH	BEST	ON
1	12		<b>Reece SOMERFIELD</b>	Caterham Roadsport	9	21:08.796			68.74	2:00.692	8
2	32		<b>Lee WIGGINS</b>	Caterham Roadsport	9	21:08.840	<b>0.044</b>	0.044	68.74	1:59.995	8
3	8		<b>Jeremy WEBB</b>	Caterham Roadsport	9	21:09.199	<b>0.403</b>	0.359	68.72	2:00.446	8
4	3		<b>Martin ADDISON</b>	Caterham Roadsport	9	21:10.416	<b>1.620</b>	1.217	68.65	2:00.265	8
5	42		<b>Ben WHIBLEY</b>	Caterham Roadsport	9	21:10.474	<b>1.678</b>	0.058	68.65	2:00.543	8
6	20		<b>Steve DAY</b>	Caterham Roadsport	9	21:10.885	<b>2.089</b>	0.411	68.63	2:00.652	9
7	88		<b>Chris LAY</b>	Caterham Roadsport	9	21:11.041	<b>2.245</b>	0.156	68.62	2:00.828	8
8	6		<b>Ben GOWER</b>	Caterham Roadsport	9	21:11.993	<b>3.197</b>	0.952	68.57	2:00.205	9
9	9		<b>Carlton BROWN</b>	Caterham Roadsport	9	21:14.974	<b>6.178</b>	2.981	68.41	2:01.144	8
10	23		<b>Jay GARDNER</b>	Caterham Roadsport	9	21:15.841	<b>7.045</b>	0.867	68.36	2:01.291	6
11	24		<b>John WHITTAKER</b>	Caterham Roadsport	9	21:25.551	<b>16.755</b>	9.710	67.84	2:02.031	6
12	18		<b>Sean BYRNE</b>	Caterham Roadsport	9	21:26.167	<b>17.371</b>	0.616	67.81	2:02.237	5
13	62		<b>John SAUNDERS</b>	Caterham Roadsport	9	21:26.363	<b>17.567</b>	0.196	67.80	2:02.103	6
14	13		<b>Alastair GREENLEES</b>	Caterham Roadsport	9	21:27.510	<b>18.714</b>	1.147	67.74	2:02.391	5
15	55		<b>Richard POTTER</b>	Caterham Roadsport	9	21:30.311	<b>21.515</b>	2.801	67.59	2:02.776	8
16	15		<b>George GILLESPIE</b>	Caterham Roadsport	9	21:35.630	<b>26.834</b>	5.319	67.31	2:03.513	5
17	5		<b>Gary BURKE</b>	Caterham Roadsport	9	21:37.064	<b>28.268</b>	1.434	67.24	2:02.188	5
18	2		<b>John REID</b>	Caterham Roadsport	9	21:37.837	<b>29.041</b>	0.773	67.20	2:04.215	7
19	14		<b>Martin JEFFS</b>	Caterham Roadsport	9	21:41.937	<b>33.141</b>	4.100	66.99	2:03.800	7
20	21		<b>Tim ROWBOTTOM</b>	Caterham Roadsport	9	21:42.249	<b>33.453</b>	0.312	66.97	2:04.167	7
21	71		<b>Martin COLLIER</b>	Caterham Roadsport	9	21:42.843	<b>34.047</b>	0.594	66.94	2:04.178	7
22	29		<b>Graeme BAIRD</b>	Caterham Roadsport	9	21:43.283	<b>34.487</b>	0.440	66.92	2:03.952	6
23	57		<b>Fergus RYAN</b>	Caterham Roadsport	9	21:58.250	<b>49.454</b>	14.967	66.16	2:03.845	7
24	45		<b>Jeremy SHIPLEY</b>	Caterham Roadsport	9	22:01.816	<b>53.020</b>	3.566	65.98	2:04.645	5

### NOT CLASSIFIED

DNF	69		<b>Stephen COLLINS</b>	Caterham Roadsport	0						
DNF	99		<b>John AITCHISON</b>	Caterham Roadsport	0						

### FASTEST LAP

32			<b>Lee WIGGINS</b>	Caterham Roadsport	8	1:59.995	80.76 mph	129.97 kph			
----	--	--	--------------------	--------------------	---	----------	-----------	------------	--	--	--

Weather / Track : Cloudy / Dry

These results are provisional until the conclusion of any judicial and technical matters.

Oulton Park International  
Circuit Length = 2.6920 miles  
Start: 15:39 End: 16:02

Clerk of Course :		Timekeeper :	
-------------------	--	--------------	--

# Avon Tyres Caterham Roadsport B Championship

## RACE 8 - LAP CHART

Lap 1			Lap 2			Lap 3			Lap 4			Lap 5		
No	Behind	Laptime	No	Behind	Laptime	No	Behind	Laptime	No	Behind	Laptime	No	Behind	Laptime
12		2:11.269	12		4:01.212	12		2:47.975	12		2:01.727	12		2:01.914
32	0.739	2:12.008	32	0.571	4:01.044	32	0.190	2:47.594	32	0.155	2:01.692	32	0.422	2:02.181
3	1.595	2:12.864	3	1.914	4:01.531	3	0.542	2:46.603	3	0.328	2:01.513	8	0.695	2:01.922
8	2.511	2:13.780	8	2.467	4:01.168	8	0.907	2:46.415	8	0.687	2:01.507	3	0.735	2:02.321
88	2.957	2:14.226	88	3.125	4:01.380	88	1.179	2:46.029	42	2.034	2:01.879	42	0.839	2:00.719
23	3.723	2:14.992	23	4.110	4:01.599	23	1.591	2:45.456	88	2.058	2:02.606	88	1.392	2:01.248
42	4.223	2:15.492	42	5.604	4:02.593	42	1.882	2:44.253	9	3.796	2:03.046	20	2.854	2:00.869
9	5.593	2:16.862	9	6.759	4:02.378	9	2.477	2:43.693	20	3.899	2:02.775	9	3.557	2:01.675
20	5.954	2:17.223	20	7.425	4:02.683	20	2.851	2:43.401	6	4.398	2:02.507	6	4.088	2:01.604
6	6.555	2:17.824	6	8.003	4:02.660	6	3.618	2:43.590	23	4.707	2:04.843	23	4.364	2:01.571
18	7.184	2:18.453	18	8.827	4:02.855	18	4.073	2:43.221	18	5.314	2:02.968	18	5.637	2:02.237
5	7.830	2:19.099	5	9.654	4:03.036	5	4.309	2:42.630	5	6.032	2:03.450	5	6.306	2:02.188
62	8.504	2:19.773	62	10.978	4:03.686	62	4.908	2:41.905	62	6.859	2:03.678	62	7.132	2:02.187
55	9.007	2:20.276	24	11.692	4:02.483	24	5.097	2:41.380	24	7.328	2:03.958	24	7.645	2:02.231
15	9.693	2:20.962	55	12.383	4:04.588	55	5.505	2:41.097	55	8.646	2:04.868	55	10.125	2:03.393
24	10.421	2:21.690	15	13.177	4:04.696	15	6.337	2:41.135	15	9.578	2:04.968	15	11.177	2:03.513
45	11.124	2:22.393	45	13.863	4:03.951	45	6.785	2:40.897	45	11.018	2:05.960	13	11.901	2:02.391
13	13.073	2:24.342	13	14.424	4:02.563	13	7.413	2:40.964	13	11.424	2:05.738	45	13.749	2:04.645
57	13.498	2:24.767	2	16.934	4:02.255	2	7.900	2:38.941	2	13.121	2:06.948	21	16.321	2:04.945
2	15.891	2:27.160	21	17.841	4:01.637	21	8.382	2:38.516	21	13.290	2:06.635	2	16.513	2:05.306
21	17.416	2:28.685	57	18.712	4:06.426 P	14	8.953	2:38.182	14	13.868	2:06.642	14	16.759	2:04.805
14	17.870	2:29.139	14	18.746	4:02.088	71	9.126	2:36.869	71	14.030	2:06.631	29	17.384	2:04.933
71	18.232	2:29.501	71	20.232	4:03.212	29	9.491	2:36.304	29	14.365	2:06.601	71	17.481	2:05.365
29	19.222	2:30.491	29	21.162	4:03.152	57	30.824	3:00.087 P	57	34.844	2:05.747	57	37.094	2:04.164

Weather / Track : Cloudy / Dry

Oulton Park International  
Circuit Length = 2.6920 miles  
Start: 15:39 End: 16:02

# Avon Tyres Caterham Roadsport B Championship

## RACE 8 - LAP CHART

Lap 6			Lap 7			Lap 8			Lap 9		
No	Behind	Laptime	No	Behind	Laptime	No	Behind	Laptime	No	Behind	Laptime
12		2:01.619	12		2:01.135	12		2:00.692	12		2:01.253
8	0.376	2:01.300	8	0.631	2:01.390	32	0.089	1:59.995	32	0.044	2:01.208
32	0.773	2:01.970	32	0.786	2:01.148	8	0.385	2:00.446	8	0.403	2:01.271
3	1.216	2:02.100	3	1.451	2:01.370	3	1.024	2:00.265	3	1.620	2:01.849
42	1.270	2:02.050	42	1.522	2:01.387	42	1.373	2:00.543	42	1.678	2:01.558
88	1.901	2:02.128	88	2.069	2:01.303	88	2.205	2:00.828	20	2.089	2:00.652
20	2.302	2:01.067	20	2.420	2:01.253	20	2.690	2:00.962	88	2.245	2:01.293
6	3.512	2:01.043	6	4.397	2:02.020	6	4.245	2:00.540	6	3.197	2:00.205
9	3.601	2:01.663	9	4.612	2:02.146	9	5.064	2:01.144	9	6.178	2:02.367
23	4.036	2:01.291	23	4.950	2:02.049	23	5.692	2:01.434	23	7.045	2:02.606
18	6.823	2:02.805	5	9.609	2:03.724	24	14.354	2:04.142	24	16.755	2:03.654
5	7.020	2:02.333	24	10.904	2:03.982	18	14.743	2:03.505	18	17.371	2:03.881
62	7.616	2:02.103	18	11.930	2:06.242	62	15.368	2:03.449	62	17.567	2:03.452
24	8.057	2:02.031	62	12.611	2:06.130	55	16.637	2:02.776	13	18.714	2:02.862
55	12.670	2:04.164	55	14.553	2:03.018	13	17.105	2:02.450	55	21.515	2:06.131
15	13.073	2:03.515	13	15.347	2:02.911	15	22.306	2:07.419	15	26.834	2:05.781
13	13.571	2:03.289	15	15.579	2:03.641	2	26.027	2:04.342	5	28.268	2:02.914
45	17.511	2:05.381	21	21.902	2:04.167	21	26.246	2:05.036	2	29.041	2:04.267
21	18.870	2:04.168	45	22.148	2:05.772	5	26.607	2:17.690	14	33.141	2:06.261
2	19.297	2:04.403	2	22.377	2:04.215	14	28.133	2:05.704	21	33.453	2:08.460
29	19.717	2:03.952	29	22.815	2:04.233	71	28.551	2:05.420	71	34.047	2:06.749
14	20.456	2:05.316	14	23.121	2:03.800	29	31.141	2:09.018	29	34.487	2:04.599
71	20.780	2:04.918	71	23.823	2:04.178	57	46.396	2:04.482	57	49.454	2:04.311
57	39.896	2:04.421	57	42.606	2:03.845	45	46.824	2:25.368	45	53.020	2:07.449

Weather / Track : Cloudy / Dry

Oulton Park International  
Circuit Length = 2.6920 miles  
Start: 15:39 End: 16:02

# BULLETIN 17 - CATERHAM MOTORSPORT RACE DAY

## Avon Tyres Formula Ford 1600 Northern Championship - Post 89 RACE 9 - CLASSIFICATION

POS	NO	CL	NAME	ENTRY	LAPS	TIME	GAP	DIFF	MPH	BEST	ON
1	29	A	Stuart GOUGH	Ray GRS07	6	11:00.521			88.03	1:48.783	6
2	54	A	Douglas CROSBIE	Van Diemen RF00	6	11:09.919	9.398	9.398	86.79	1:49.694	4
3	0	A	Neil PATTEN	Van Diemen RF99	6	11:10.436	9.915	0.517	86.73	1:50.345	4
4	28	A	Chris CHISNALL	Van Diemen RF00	6	11:13.711	13.190	3.275	86.30	1:50.738	6
5	7	A	Martin SHORT	Van Diemen RF00	6	11:13.939	13.418	0.228	86.28	1:50.508	4
6	11	B	Mike BENNETT	Swift SC93F	6	11:14.091	13.570	0.152	86.26	1:50.024	4
7	45	B	Oliver BULL	Swift SC92F	6	11:15.310	14.789	1.219	86.10	1:50.889	4
8	90	B	Philip AUSTIN	Van Diemen RF90	6	11:18.330	17.809	3.020	85.72	1:50.882	4
9	18	B	Daniel WELLS	Van Diemen RF91	6	11:20.186	19.665	1.856	85.48	1:51.017	4
10	16	A	Neil MCARTHUR	Van Diemen RF00	6	11:24.804	24.283	4.618	84.91	1:50.653	4
11	92	B	Mike DEVOY	Van Diemen RF92	6	11:24.930	24.409	0.126	84.89	1:51.927	3
12	37	A	Robert SMITH	Van Diemen RF99	6	11:25.923	25.402	0.993	84.77	1:52.477	6
13	15	A	David MCARTHUR	Van Diemen RF04/09	6	11:29.148	28.627	3.225	84.37	1:52.065	6
14	24	B	Paul MASON	Swift SC94	6	11:30.764	30.243	1.616	84.17	1:53.078	6
15	99	A	Jeff HODGSON	Van Diemen RF02	6	11:35.504	34.983	4.740	83.60	1:53.592	4
16	51	B	Ian WOOD	Swift SC94	6	11:59.649	59.128	24.145	80.80	1:57.614	3
NOT CLASSIFIED											
DNF	9	A	Jordan SKINNER	Ray GRK10	1	1:54.936	5 laps	5 laps	84.31		
DQ	78	A	Joe WALTON	Ray GRS05	6	11:26.333	25.812	0.000	84.72	1:51.192	5
DQ	91	A	John MURPHY	Van Diemen RF99	6	11:26.506	25.985	0.173	84.70	1:50.984	5
FASTEST LAP											
	29	A	Stuart GOUGH	Ray GRS07	6	1:48.783		89.08 mph		143.37 kph	
	11	B	Mike BENNETT	Swift SC93F	4	1:50.024		88.08 mph		141.75 kph	

CARS 78 AND 91 - NOT RUNNING AT THE TIME OF RED FLAG

Weather / Track : Cloudy / Dry

These results are provisional until the conclusion of any judicial and technical matters.

Oulton Park International  
Circuit Length = 2.6920 miles  
Start: 16:11 End: 16:28

Clerk of Course :	Timekeeper :
-------------------	--------------

# Avon Tyres Formula Ford 1600 Northern Championship - Post 89

## RACE 9 - LAP CHART

Lap 1			Lap 2			Lap 3			Lap 4			Lap 5		
No	Behind	Laptime	No	Behind	Laptime	No	Behind	Laptime	No	Behind	Laptime	No	Behind	Laptime
9		1:54.936	29		1:49.349	29		1:49.273	29		1:49.009	29		1:48.974
29	0.197	1:55.133	0	3.361	1:50.950	0	4.926	1:50.838	0	6.262	1:50.345	54	7.932	1:50.441
0	1.957	1:56.893	18	4.482	1:51.477	54	5.780	1:50.453	54	6.465	1:49.694	0	8.289	1:51.001
18	2.551	1:57.487	54	4.600	1:51.374	18	6.408	1:51.199	18	8.416	1:51.017	28	11.235	1:51.543
54	2.772	1:57.708	28	4.876	1:51.180	28	6.702	1:51.099	28	8.666	1:50.973	7	11.441	1:51.527
28	3.242	1:58.178	7	5.269	1:51.283	7	7.389	1:51.393	7	8.888	1:50.508	45	12.014	1:51.577
7	3.532	1:58.468	45	5.715	1:51.327	45	7.531	1:51.089	45	9.411	1:50.889	11	12.251	1:50.126
45	3.934	1:58.870	16	7.277	1:50.976	16	8.984	1:50.980	16	10.628	1:50.653	16	13.439	1:51.785
78	4.124	1:59.060	11	8.735	1:52.400	11	10.084	1:50.622	11	11.099	1:50.024	90	14.978	1:51.315
91	4.542	1:59.478	90	8.966	1:53.775	90	10.764	1:51.071	90	12.637	1:50.882	18	16.683	1:57.241
90	4.737	1:59.673	37	10.584	1:53.361	37	14.041	1:52.730	92	18.043	1:52.401	92	21.110	1:52.041
16	5.847	2:00.783	24	11.729	1:53.742	92	14.651	1:51.927	37	18.170	1:53.138	37	21.708	1:52.512
11	5.881	2:00.817	92	11.997	1:53.689	24	16.400	1:53.944	78	20.021	1:52.520	78	22.239	1:51.192
37	6.769	2:01.705	78	13.159	1:58.581	78	16.510	1:52.624	91	20.738	1:51.919	91	22.748	1:50.984
24	7.533	2:02.469	15	13.740	1:53.659	15	16.692	1:52.225	24	21.159	1:53.768	15	25.345	1:52.820
92	7.854	2:02.790	99	15.282	1:55.330	91	17.828	1:51.725	15	21.499	1:53.816	24	25.948	1:53.763
99	9.498	2:04.434	91	15.376	2:00.380	99	19.793	1:53.784	99	24.376	1:53.592	99	29.408	1:54.006
15	9.627	2:04.563	51	21.366	1:58.557	51	29.707	1:57.614	51	38.848	1:58.150	51	48.768	1:58.894
51	12.355	2:07.291												

Weather / Track : Cloudy / Dry

Oulton Park International  
Circuit Length = 2.6920 miles  
Start: 16:11 End: 16:28

**Avon Tyres Formula Ford 1600 Northern Championship - Post 89**  
**RACE 9 - LAP CHART**

Lap 6		
No	Behind	Laptime
29		1:48.783
54	9.398	1:50.249
0	9.915	1:50.409
28	13.190	1:50.738
7	13.418	1:50.760
11	13.570	1:50.102
45	14.789	1:51.558
90	17.809	1:51.614
18	19.665	1:51.765
16	24.283	1:59.627
92	24.409	1:52.082
37	25.402	1:52.477
78	25.812	1:52.356
91	25.985	1:52.020
15	28.627	1:52.065
24	30.243	1:53.078
99	34.983	1:54.358
51	59.128	1:59.143

**Weather / Track : Cloudy / Dry**

Oulton Park International  
Circuit Length = 2.6920 miles  
Start: 16:11 End: 16:28

# BULLETIN 18 - CATERHAM MOTORSPORT RACE DAY

## Avon Tyres Caterham Supersport Championship RACE 10 - CLASSIFICATION

POS	NO	CL	NAME	ENTRY	LAPS	TIME	GAP	DIFF	MPH	BEST	ON
1	2		<b>James MACLACHLAN</b>	Caterham Roadsport	16	31:58.187			80.83	1:58.940	10
2	20		<b>Nathan LINDOP</b>	Caterham Roadsport	16	31:58.242	<b>0.055</b>	0.055	80.83	1:58.929	10
3	3		<b>Keith ASHWORTH</b>	Caterham Roadsport	16	32:01.969	<b>3.782</b>	3.727	80.67	1:58.808	10
4	5		<b>Paul BEGLEY</b>	Caterham Roadsport	16	32:02.034	<b>3.847</b>	0.065	80.67	1:57.980	13
5	42		<b>Rodney ARNOLD</b>	Caterham Roadsport	16	32:02.427	<b>4.240</b>	0.393	80.65	1:58.149	16
6	22		<b>Robert SMITH</b>	Caterham Roadsport	16	32:05.292	<b>7.105</b>	2.865	80.53	1:58.361	15
7	66		<b>Michael SCHORAH</b>	Caterham Roadsport	16	32:24.241	<b>26.054</b>	18.949	79.75	1:59.475	8
8	8		<b>Jonathan SMARE</b>	Caterham Roadsport	16	32:24.243	<b>26.056</b>	0.002	79.75	1:59.402	13
9	86		<b>Stephen APPLETON</b>	Caterham Roadsport	16	32:24.504	<b>26.317</b>	0.261	79.74	1:59.108	10
10	45		<b>Andrew SALMON</b>	Caterham Roadsport	16	32:24.687	<b>26.500</b>	0.183	79.73	1:59.218	15
11	4		<b>Simon CASSIDY</b>	Caterham Roadsport	16	32:38.948	<b>40.761</b>	14.261	79.15	1:59.731	3
12	26		<b>Steve LUCKING</b>	Caterham Roadsport	16	32:43.049	<b>44.862</b>	4.101	78.98	2:00.652	8
13	40		<b>Richard IRWIN</b>	Caterham Roadsport	16	32:43.253	<b>45.066</b>	0.204	78.98	2:00.234	16
14	10		<b>Ray GILLILAND</b>	Caterham Roadsport	16	33:08.915	<b>1:10.728</b>	25.662	77.96	2:02.261	14
NOT CLASSIFIED											
DNF	6		<b>Robert COOPER</b>	Caterham Roadsport	11	22:20.179	<b>5 laps</b>	5 laps	79.54	1:58.753	10
DNF	81		<b>Albert VELLA</b>	Caterham Roadsport	0						
FASTEST LAP											
	5		<b>Paul BEGLEY</b>	Caterham Roadsport	13	1:57.980			82.14 mph	132.19 kph	

Weather / Track : Cloudy / Dry

These results are provisional until the conclusion of any judicial and technical matters.

Oulton Park International  
Circuit Length = 2.6920 miles  
Start: 16:42 End: 17:16

Clerk of Course :		Timekeeper :	
-------------------	--	--------------	--

**Avon Tyres Caterham Supersport Championship**  
**RACE 10 - LAP CHART**

Lap 1			Lap 2			Lap 3			Lap 4			Lap 5		
No	Behind	Laptime	No	Behind	Laptime	No	Behind	Laptime	No	Behind	Laptime	No	Behind	Laptime
2		2:05.538	2		1:59.676	2		1:59.688	2		1:59.769	2		1:59.872
20	0.131	2:05.669	20	0.130	1:59.675	20	0.128	1:59.686	20	0.153	1:59.794	20	0.295	2:00.014
86	0.677	2:06.215	5	2.529	2:01.422	3	4.465	2:00.173	3	5.104	2:00.408	3	5.154	1:59.922
5	0.783	2:06.321	3	3.980	2:02.100	42	5.591	2:00.636	42	5.363	1:59.541	42	5.686	2:00.195
22	1.075	2:06.613	42	4.643	2:01.182	6	6.114	2:00.054	6	5.723	1:59.378	6	6.436	2:00.585
3	1.556	2:07.094	6	5.748	2:03.010	66	7.912	2:01.267	66	10.253	2:02.110	5	11.580	2:00.944
6	2.414	2:07.952	66	6.333	2:02.239	8	8.515	2:01.770	8	10.380	2:01.634	66	11.629	2:01.248
4	2.992	2:08.530	8	6.433	2:00.519	45	8.625	2:01.219	5	10.508	2:01.096	8	11.849	2:01.341
42	3.137	2:08.675	45	7.094	2:01.182	5	9.181	2:06.340	45	11.022	2:02.166	45	12.214	2:01.064
66	3.770	2:09.308	26	9.074	2:03.088	22	14.359	1:59.261	22	13.906	1:59.316	22	12.640	1:58.606
45	5.588	2:11.126	40	9.914	2:03.558	40	14.456	2:04.230	40	17.260	2:02.573	4	19.244	2:01.652
8	5.590	2:11.128	22	14.786	2:13.387	26	14.663	2:05.277	4	17.464	2:01.639	40	20.272	2:02.884
26	5.662	2:11.200	4	15.551	2:12.235	4	15.594	1:59.731	86	17.890	1:59.977	86	20.477	2:02.459
40	6.032	2:11.570	86	17.012	2:16.011	86	17.682	2:00.358	26	17.916	2:03.022	26	20.648	2:02.604
10	20.210	2:25.748	10	23.846	2:03.312	10	27.641	2:03.483	10	30.971	2:03.099	10	33.751	2:02.652

Weather / Track : Cloudy / Dry

Oulton Park International  
Circuit Length = 2.6920 miles  
Start: 16:42 End: 17:16

**Avon Tyres Caterham Supersport Championship**  
**RACE 10 - LAP CHART**

Lap 6			Lap 7			Lap 8			Lap 9			Lap 10		
No	Behind	Laptime	No	Behind	Laptime	No	Behind	Laptime	No	Behind	Laptime	No	Behind	Laptime
2		1:59.548	2		1:59.615	2		1:59.914	2		1:59.033	2		1:58.940
20	0.273	1:59.526	20	0.116	1:59.458	20	0.099	1:59.897	20	0.121	1:59.055	20	0.110	1:58.929
3	6.195	2:00.589	3	6.139	1:59.559	3	5.040	1:58.815	3	5.023	1:59.016	3	4.891	1:58.808
42	6.540	2:00.402	42	6.499	1:59.574	42	5.590	1:59.005	42	5.243	1:58.686	42	5.022	1:58.719
6	6.634	1:59.746	6	7.452	2:00.433	6	6.641	1:59.103	6	6.574	1:58.966	6	6.387	1:58.753
5	12.202	2:00.170	5	11.493	1:58.906	5	10.309	1:58.730	5	9.869	1:58.593	5	9.196	1:58.267
66	12.975	2:00.894	66	12.966	1:59.606	22	12.094	1:58.742	22	12.060	1:58.999	22	12.160	1:59.040
22	14.322	2:01.230	22	13.266	1:58.559	66	12.527	1:59.475	66	13.588	2:00.094	66	15.030	2:00.382
8	14.593	2:02.292	8	15.783	2:00.805	8	16.972	2:01.103	8	18.757	2:00.818	8	19.742	1:59.925
45	14.692	2:02.026	45	15.828	2:00.751	45	17.097	2:01.183	45	19.781	2:01.717	45	20.136	1:59.295
4	19.812	2:00.116	86	21.377	2:00.014	86	20.608	1:59.145	86	20.803	1:59.228	86	20.971	1:59.108
86	20.978	2:00.049	4	22.298	2:02.101	4	22.157	1:59.773	4	24.140	2:01.016	4	26.792	2:01.592
40	22.121	2:01.397	40	23.611	2:01.105	40	24.807	2:01.110	40	27.907	2:02.133	40	30.350	2:01.383
26	22.954	2:01.854	26	24.133	2:00.794	26	24.871	2:00.652	26	28.245	2:02.407	26	30.539	2:01.234
10	36.635	2:02.432	10	39.511	2:02.491	10	42.696	2:03.099	10	45.968	2:02.305	10	49.768	2:02.740

Weather / Track : Cloudy / Dry

Oulton Park International  
 Circuit Length = 2.6920 miles  
 Start: 16:42 End: 17:16

**Avon Tyres Caterham Supersport Championship**  
**RACE 10 - LAP CHART**

Lap 11			Lap 12			Lap 13			Lap 14			Lap 15		
No	Behind	Laptime	No	Behind	Laptime	No	Behind	Laptime	No	Behind	Laptime	No	Behind	Laptime
2		1:59.457	2		1:59.073	2		1:59.421	2		1:58.956	2		1:59.884
20	0.085	1:59.432	20	0.335	1:59.323	20	0.128	1:59.214	20	0.331	1:59.159	20	0.101	1:59.654
3	4.471	1:59.037	3	5.055	1:59.657	3	4.723	1:59.089	3	4.797	1:59.030	3	4.056	1:59.143
42	4.837	1:59.272	42	5.773	2:00.009	42	4.859	1:58.507	5	5.649	1:58.678	5	5.579	1:59.814
5	7.905	1:58.166	5	7.368	1:58.536	5	5.927	1:57.980	42	5.675	1:59.772	42	5.894	2:00.103
22	11.308	1:58.605	22	10.963	1:58.728	22	10.034	1:58.492	22	9.659	1:58.581	22	8.136	1:58.361
66	16.289	2:00.716	66	18.810	2:01.594	66	20.541	2:01.152	66	22.727	2:01.142	8	23.737	2:00.665
6	19.129	2:12.199 P	8	20.669	1:59.518	8	20.650	1:59.402	8	22.956	2:01.262	66	23.760	2:00.917
8	20.224	1:59.939	86	23.192	2:01.231	86	24.273	2:00.502	86	24.550	1:59.233	86	24.303	1:59.637
45	20.953	2:00.274	45	23.324	2:01.444	45	24.743	2:00.840	45	25.260	1:59.473	45	24.594	1:59.218
86	21.034	1:59.520	4	31.785	2:01.714	4	34.124	2:01.760	4	37.193	2:02.025	4	38.857	2:01.548
4	29.144	2:01.809	26	37.167	2:02.517	26	38.936	2:01.190	26	42.548	2:02.568	26	43.523	2:00.859
40	33.531	2:02.638	40	37.520	2:03.062	40	38.980	2:00.881	40	43.291	2:03.267	40	44.635	2:01.228
26	33.723	2:02.641	10	56.972	2:02.668	10	1:00.895	2:03.344	10	1:04.200	2:02.261	10	1:07.559	2:03.243
10	53.377	2:03.066												

Weather / Track : Cloudy / Dry

Oulton Park International  
 Circuit Length = 2.6920 miles  
 Start: 16:42 End: 17:16

**Avon Tyres Caterham Supersport Championship**  
**RACE 10 - LAP CHART**

Lap 16		
No	Behind	Laptime
2		1:59.803
20	0.055	1:59.757
3	3.782	1:59.529
5	3.847	1:58.071
42	4.240	1:58.149
22	7.105	1:58.772
66	26.054	2:02.097
8	26.056	2:02.122
86	26.317	2:01.817
45	26.500	2:01.709
4	40.761	2:01.707
26	44.862	2:01.142
40	45.066	2:00.234
10	1:10.728	2:02.972

**Weather / Track : Cloudy / Dry**

Oulton Park International  
Circuit Length = 2.6920 miles  
Start: 16:42 End: 17:16

# BULLETIN 19 - CATERHAM MOTORSPORT RACE DAY

## Avon Tyres Formula Ford 1600 Northern Championship - Pre 90 RACE 11 - CLASSIFICATION

POS	NO	CL	NAME	ENTRY	LAPS	TIME	GAP	DIFF	MPH	BEST	ON
1	27	C	John FARRELL	Reynard FF89	8	14:59.770			86.16	1:51.068	5
2	44	C	Lee HANNAM	Reynard RF88	8	15:00.429	0.659	0.659	86.10	1:50.918	6
3	4	D	Nigel DOLAN	Van Diemen RF86	8	15:02.668	2.898	2.239	85.89	1:51.528	5
4	83	D	J. BRUCEIE	Reynard FF84	8	15:32.397	32.627	29.729	83.15	1:54.454	2
5	20	D	Phillip BISGROVE	Van Diemen RF86	8	15:36.087	36.317	3.690	82.82	1:55.235	6
6	68	C	William ALTERMAN	Reynard FF89	8	15:36.538	36.768	0.451	82.78	1:55.224	7
7	2	D	John WILKINSON	Van Diemen RF86	8	15:37.892	38.122	1.354	82.66	1:56.136	6
8	87	C	James MITCHELL	Van Diemen RF88	8	15:44.850	45.080	6.958	82.05	1:55.430	7
9	17	D	Andrew MACGREGOR	Van Diemen RF86	8	15:45.927	46.157	1.077	81.96	1:55.600	7
10	33	C	Andrew THOMAS	Reynard SF89	8	15:46.108	46.338	0.181	81.94	1:54.519	7
11	21	D	Barry THOMPSON	Van Diemen RF86	8	16:07.791	1:08.021	21.683	80.11	1:58.505	8
12	96	C	Robin BOOTH	Van Diemen RF89	8	16:08.075	1:08.305	0.284	80.08	1:58.292	3
13	81	D	David GAVAN	Ray 86	8	16:08.662	1:08.892	0.587	80.03	1:58.627	8
14	52	D	Trevor MORGAN	Van Diemen RF86	8	16:16.716	1:16.946	8.054	79.37	1:59.459	6
15	76	D	Patrick HUMPHREYS	Van Diemen RF86	8	16:29.019	1:29.249	12.303	78.39	1:59.552	8
16	47	D	Roy MACGREGOR	Van Diemen RF85	8	16:44.500	1:44.730	15.481	77.18	2:01.661	2
17	55	C	David BEECHEY	Jamun M89	7	15:49.578	1 lap	1 lap	71.44	2:14.075	4

### FASTEST LAP

44	C	Lee HANNAM	Reynard RF88	6	1:50.918	87.37 mph	140.61 kph
4	D	Nigel DOLAN	Van Diemen RF86	5	1:51.528	86.89 mph	139.84 kph

Weather / Track : Cloudy / Dry

These results are provisional until the conclusion of any judicial and technical matters.

Oulton Park International  
Circuit Length = 2.6920 miles  
Start: 17:24 End: 17:41

Clerk of Course :	Timekeeper :
-------------------	--------------

# Avon Tyres Formula Ford 1600 Northern Championship - Pre 90

## RACE 11 - LAP CHART

Lap 1			Lap 2			Lap 3			Lap 4			Lap 5		
No	Behind	Laptime	No	Behind	Laptime	No	Behind	Laptime	No	Behind	Laptime	No	Behind	Laptime
27		1:58.298	27		1:52.335	27		1:52.020	27		1:52.201	27		1:51.068
44	0.469	1:58.767	44	0.686	1:52.552	44	0.175	1:51.509	44	0.096	1:52.122	44	0.350	1:51.322
4	0.825	1:59.123	4	0.926	1:52.436	4	1.073	1:52.167	4	0.619	1:51.747	4	1.079	1:51.528
83	2.305	2:00.603	83	4.424	1:54.454	83	7.251	1:54.847	83	9.926	1:54.876	83	14.018	1:55.160
68	3.325	2:01.623	68	7.790	1:56.800	68	12.622	1:56.852	20	17.648	1:56.500	20	22.443	1:55.863
2	4.078	2:02.376	2	8.015	1:56.272	2	12.623	1:56.628	2	17.658	1:57.236	2	23.286	1:56.696
20	4.768	2:03.066	20	8.328	1:55.895	20	13.349	1:57.041	68	17.835	1:57.414	68	23.616	1:56.849
52	8.403	2:06.701	52	15.608	1:59.540	17	20.346	1:56.643	17	25.157	1:57.012	87	31.698	1:56.951
17	8.768	2:07.066	17	15.723	1:59.290	87	20.447	1:56.570	87	25.815	1:57.569	17	31.833	1:57.744
81	9.985	2:08.283	87	15.897	1:58.135	33	24.822	1:59.549	33	29.669	1:57.048	33	35.178	1:56.577
87	10.097	2:08.395	21	17.234	1:58.557	52	25.311	2:01.723	52	33.091	1:59.981	52	42.892	2:00.869
21	11.012	2:09.310	33	17.293	1:57.802	21	25.936	2:00.722	21	33.598	1:59.863	21	43.372	2:00.842
33	11.826	2:10.124	81	19.444	2:01.794	96	26.299	1:58.292	96	33.820	1:59.722	96	43.676	2:00.924
96	12.052	2:10.350	96	20.027	2:00.310	81	29.026	2:01.602	81	36.249	1:59.424	81	44.264	1:59.083
47	14.319	2:12.617	47	23.645	2:01.661	47	33.994	2:02.369	47	46.074	2:04.281	47	1:00.153	2:05.147
76	16.232	2:14.530	76	25.950	2:02.053	76	35.710	2:01.780	76	46.467	2:02.958	76	1:00.357	2:04.958
55	22.565	2:20.863	55	45.737	2:15.507	55	1:08.139	2:14.422	55	1:30.013	2:14.075			

Weather / Track : Cloudy / Dry

Oulton Park International  
Circuit Length = 2.6920 miles  
Start: 17:24 End: 17:41

**Avon Tyres Formula Ford 1600 Northern Championship - Pre 90**  
**RACE 11 - LAP CHART**

Lap 6			Lap 7			Lap 8		
No	Behind	Laptime	No	Behind	Laptime	No	Behind	Laptime
27		1:51.115	27		1:51.133	27		1:51.600
44	0.153	1:50.918	44	0.136	1:51.116	44	0.659	1:52.123
4	1.678	1:51.714	4	2.448	1:51.903	4	2.898	1:52.050
55	1 LAP	2:14.488	83	23.700	1:56.821	83	32.627	2:00.527
83	18.012	1:55.109	55	1 LAP	2:14.472	20	36.317	1:56.344
20	26.563	1:55.235	20	31.573	1:56.143	68	36.768	1:55.952
2	28.307	1:56.136	68	32.416	1:55.224	2	38.122	1:56.264
68	28.325	1:55.824	2	33.458	1:56.284	87	45.080	1:55.545
87	36.838	1:56.255	87	41.135	1:55.430	17	46.157	1:56.314
17	36.976	1:56.258	17	41.443	1:55.600	33	46.338	1:55.168
33	39.384	1:55.321	33	42.770	1:54.519	55	1 LAP	2:15.751
52	51.236	1:59.459	21	1:01.116	2:00.560	21	1:08.021	1:58.505
21	51.689	1:59.432	52	1:01.267	2:01.164	96	1:08.305	1:58.422
96	52.058	1:59.497	96	1:01.483	2:00.558	81	1:08.892	1:58.627
81	52.827	1:59.678	81	1:01.865	2:00.171	52	1:16.946	2:07.279
76	1:12.268	2:03.026	76	1:21.297	2:00.162	76	1:29.249	1:59.552
47	1:14.348	2:05.310	47	1:28.455	2:05.240	47	1:44.730	2:07.875

Weather / Track : Cloudy / Dry

Oulton Park International  
 Circuit Length = 2.6920 miles  
 Start: 17:24 End: 17:41

# BULLETIN 20 - CATERHAM MOTORSPORT RACE DAY

## Avon Tyres Caterham Roadsport A Championship RACE 12 - CLASSIFICATION

POS	NO	CL	NAME	ENTRY	LAPS	TIME	GAP	DIFF	MPH	BEST	ON
1	71		Jamie ORTON	Caterham Roadsport	15	29:47.457			81.32	1:57.970	14
2	14		Jonathan RAMSAY	Caterham Roadsport	15	29:47.499	0.042	0.042	81.32	1:57.930	14
3	19		Lee MOULDEN	Caterham Roadsport	15	29:48.631	1.174	1.132	81.27	1:58.038	11
4	77		Richard BOUGHTON	Caterham Roadsport	15	29:48.873	1.416	0.242	81.26	1:58.172	11
5	88		Ian PAYNE	Caterham Roadsport	15	29:49.127	1.670	0.254	81.25	1:58.140	6
6	8		Graham JOHNSON	Caterham Roadsport	15	29:49.128	1.671	0.001	81.25	1:57.533	14
7	5		Antony SIDNEY-WOOLLETT	Caterham Roadsport	15	29:50.135	2.678	1.007	81.20	1:58.022	11
8	87		Paul LATIMER	Caterham Roadsport	15	29:53.783	6.326	3.648	81.04	1:58.149	7
9	29		Darren LAVERTY	Caterham Roadsport	15	29:55.556	8.099	1.773	80.96	1:58.168	8
10	22		Mike STEADMAN	Caterham Roadsport	15	30:09.333	21.876	13.777	80.34	1:58.369	8
11	31		Rob THOMAS	Caterham Roadsport	15	30:16.894	29.437	7.561	80.00	1:59.623	13
12	42		Richard CARTER	Caterham Roadsport	15	30:20.959	33.502	4.065	79.83	1:59.567	8
13	95		Jason REDDING	Caterham Roadsport	15	30:21.444	33.987	0.485	79.81	1:59.102	12
14	20		Ben TOMPKINS	Caterham Roadsport	15	30:46.828	59.371	25.384	78.71	2:01.138	13
15	18		Simon ROCHE	Caterham Roadsport	15	30:46.924	59.467	0.096	78.70	2:01.098	3
16	11		Peter MICKLEWRIGHT	Caterham Roadsport	15	31:00.803	1:13.346	13.879	78.12	2:02.184	6
NOT CLASSIFIED											
DNF	68		JJ OMALLEY	Caterham Roadsport	14	27:46.723	1 lap	1 lap	81.40	1:58.355	14
DNF	6		Kevin BEGLEY	Caterham Roadsport	13	25:54.647	2 laps	1 lap	81.03	1:57.909	7
DNF	69		Magd MOHAFFEL	Caterham Roadsport	9	17:55.314	6 laps	4 laps	81.11	1:58.174	8
FASTEST LAP											
	8		Graham JOHNSON	Caterham Roadsport	14	1:57.533			82.45 mph	132.70 kph	

Weather / Track : Cloudy / Dry

These results are provisional until the conclusion of any judicial and technical matters.

Oulton Park International  
Circuit Length = 2.6920 miles  
Start: 17:48 End: 18:21

Clerk of Course :	Timekeeper :
-------------------	--------------

**Avon Tyres Caterham Roadsport A Championship**  
**RACE 12 - LAP CHART**

Lap 1			Lap 2			Lap 3			Lap 4			Lap 5		
No	Behind	Laptime	No	Behind	Laptime	No	Behind	Laptime	No	Behind	Laptime	No	Behind	Laptime
68		1:59.839	68		1:58.950	68		1:59.997	68		1:58.919	68		1:59.317
71	0.420	2:00.259	71	0.096	1:58.626	8	0.115	1:59.919	8	0.166	1:58.970	8	0.089	1:59.240
8	0.532	2:00.371	8	0.193	1:58.611	71	0.250	2:00.151	71	0.321	1:58.990	71	0.578	1:59.574
14	0.577	2:00.416	14	0.712	1:59.085	14	0.755	2:00.040	14	0.877	1:59.041	14	0.891	1:59.331
77	0.578	2:00.417	77	1.655	2:00.027	77	0.827	1:59.169	77	1.404	1:59.496	77	0.985	1:58.898
69	1.490	2:01.329	22	1.871	1:59.063	22	1.031	1:59.157	22	1.770	1:59.658	22	1.525	1:59.072
22	1.758	2:01.597	69	2.520	1:59.980	69	1.113	1:58.590	69	1.813	1:59.619	69	1.579	1:59.083
5	2.108	2:01.947	5	2.723	1:59.565	5	1.664	1:58.938	5	2.358	1:59.613	5	1.867	1:58.826
6	3.069	2:02.908	6	3.059	1:58.940	6	2.073	1:59.011	19	3.043	1:58.782	19	3.055	1:59.329
19	3.723	2:03.562	19	4.313	1:59.540	19	3.180	1:58.864	6	3.085	1:59.931	6	4.633	2:00.865
29	3.981	2:03.820	29	4.371	1:59.340	29	3.370	1:58.996	29	3.203	1:58.752	87	5.080	1:59.978
87	4.253	2:04.092	87	4.778	1:59.475	88	3.687	1:58.763	88	3.622	1:58.854	88	5.176	2:00.871
88	4.400	2:04.239	88	4.921	1:59.471	87	4.025	1:59.244	87	4.419	1:59.313	29	5.314	2:01.428
11	8.130	2:07.969	31	10.516	2:01.201	31	11.115	2:00.596	31	12.964	2:00.768	31	14.096	2:00.449
20	8.170	2:08.009	20	11.686	2:02.466	20	13.421	2:01.732	20	18.904	2:04.402	95	23.526	2:03.731
31	8.265	2:08.104	18	12.879	2:03.536	18	13.980	2:01.098	18	18.936	2:03.875	18	23.613	2:03.994
18	8.293	2:08.132	11	14.012	2:04.832	95	15.850	2:01.741	95	19.112	2:02.181	42	23.889	2:03.331
95	9.586	2:09.425	95	14.106	2:03.470	11	17.981	2:03.966	42	19.875	2:00.682	20	24.284	2:04.697
42	14.192	2:14.031	42	16.018	2:00.776	42	18.112	2:02.091	11	22.178	2:03.116	11	27.388	2:04.527

Weather / Track : Cloudy / Dry

Oulton Park International  
 Circuit Length = 2.6920 miles  
 Start: 17:48 End: 18:21

# Avon Tyres Caterham Roadsport A Championship

## RACE 12 - LAP CHART

Lap 6			Lap 7			Lap 8			Lap 9			Lap 10		
No	Behind	Laptime	No	Behind	Laptime	No	Behind	Laptime	No	Behind	Laptime	No	Behind	Laptime
8		1:59.274	8		1:59.052	8		1:58.873	8		1:59.120	8		1:58.667
68	0.026	1:59.389	14	0.105	1:58.654	14	0.163	1:58.931	68	0.242	1:59.063	68	0.181	1:58.606
71	0.195	1:58.980	68	0.374	1:59.400	68	0.299	1:58.798	14	0.443	1:59.400	71	0.362	1:58.256
14	0.503	1:58.975	71	1.150	2:00.007	71	0.958	1:58.681	71	0.773	1:58.935	14	0.717	1:58.941
77	0.763	1:59.141	77	1.647	1:59.936	77	0.959	1:58.185	77	1.326	1:59.487	77	1.528	1:58.869
22	1.173	1:59.011	22	1.849	1:59.728	22	1.345	1:58.369	19	1.801	1:58.922	19	1.994	1:58.860
69	1.902	1:59.686	69	2.219	1:59.369	69	1.520	1:58.174	22	1.883	1:59.658	22	2.039	1:58.823
5	1.997	1:59.493	19	2.325	1:59.125	19	1.999	1:58.547	69	1.884	1:59.484	6	3.145	1:59.661
19	2.252	1:58.560	5	2.463	1:59.518	6	2.405	1:58.545	6	2.151	1:58.866	5	3.224	1:59.483
6	3.876	1:58.606	6	2.733	1:57.909	5	2.784	1:59.194	5	2.408	1:58.744	88	3.471	1:59.386
88	3.953	1:58.140	88	3.209	1:58.308	88	2.994	1:58.658	88	2.752	1:58.878	87	4.231	1:59.995
87	4.340	1:58.623	87	3.437	1:58.149	87	3.483	1:58.919	87	2.903	1:58.540	29	4.634	1:59.736
29	5.932	1:59.981	29	5.206	1:58.326	29	4.501	1:58.168	29	3.565	1:58.184	31	21.407	2:00.299
31	15.040	2:00.307	31	16.746	2:00.758	31	18.090	2:00.217	31	19.775	2:00.805	42	29.083	2:00.096
42	25.406	2:00.880	42	26.393	2:00.039	42	27.087	1:59.567	42	27.654	1:59.687	95	29.600	2:00.196
95	25.881	2:01.718	95	26.704	1:59.875	95	27.728	1:59.897	95	28.071	1:59.463	20	40.286	2:02.444
20	27.449	2:02.528	18	30.639	2:02.195	18	32.971	2:01.205	18	36.479	2:02.628	18	40.499	2:02.687
18	27.496	2:03.246	20	30.989	2:02.592	20	33.765	2:01.649	20	36.509	2:01.864	11	46.387	2:04.501
11	30.209	2:02.184	11	33.679	2:02.522	11	37.343	2:02.537	11	40.553	2:02.330			

Weather / Track : Cloudy / Dry

Oulton Park International  
Circuit Length = 2.6920 miles  
Start: 17:48 End: 18:21

# Avon Tyres Caterham Roadsport A Championship

## RACE 12 - LAP CHART

Lap 11			Lap 12			Lap 13			Lap 14			Lap 15		
No	Behind	Laptime	No	Behind	Laptime	No	Behind	Laptime	No	Behind	Laptime	No	Behind	Laptime
8		1:58.627	8		1:58.912	68		1:58.526	68		1:58.355	71		1:59.217
68	0.219	1:58.665	68	0.206	1:58.899	8	0.938	1:59.670	8	0.116	1:57.533	14	0.042	1:59.137
71	0.720	1:58.985	71	0.417	1:58.609	71	1.902	2:00.217	71	1.517	1:57.970	19	1.174	1:59.665
14	0.855	1:58.765	14	0.580	1:58.637	14	2.064	2:00.216	14	1.639	1:57.930	77	1.416	2:00.227
77	1.073	1:58.172	19	1.816	1:59.323	77	2.065	1:58.980	77	1.923	1:58.213	88	1.670	1:59.745
19	1.405	1:58.038	77	1.817	1:59.656	19	2.458	1:59.374	19	2.243	1:58.140	8	1.671	2:02.289
22	2.223	1:58.811	5	2.023	1:58.316	88	2.660	1:58.629	88	2.659	1:58.354	5	2.678	2:00.524
5	2.619	1:58.022	22	2.718	1:59.407	5	3.171	1:59.880	5	2.888	1:58.072	87	6.326	1:59.590
88	2.994	1:58.150	88	2.763	1:58.681	87	5.828	1:59.824	87	7.470	1:59.997	29	8.099	1:59.134
87	5.072	1:59.468	87	4.736	1:58.576	29	6.062	1:59.285	29	9.699	2:01.992	22	21.876	2:04.775
6	5.290	2:00.772	29	5.509	1:59.058	6	6.279	1:59.135	22	17.835	1:59.615	31	29.437	2:01.901
29	5.363	1:59.356	6	5.876	1:59.498	22	16.575	2:12.589	31	28.270	2:00.756	42	33.502	1:59.928
31	23.496	2:00.716	31	24.978	2:00.394	31	25.869	1:59.623	42	34.308	2:00.539	95	33.987	2:00.235
42	30.117	1:59.661	42	31.057	1:59.852	42	32.124	1:59.799	95	34.486	2:00.531	20	59.371	2:03.706
95	30.998	2:00.025	95	31.188	1:59.102	95	32.310	1:59.854	18	56.184	2:02.564	18	59.467	2:04.017
18	45.373	2:03.501	18	49.014	2:02.553	18	51.975	2:01.693	20	56.399	2:01.978	11	1:13.346	2:07.133
20	45.810	2:04.151	20	50.370	2:03.472	20	52.776	2:01.138	11	1:06.947	2:05.048			
11	50.774	2:03.014	11	54.538	2:02.676	11	1:00.254	2:04.448						

Weather / Track : Cloudy / Dry

Oulton Park International  
Circuit Length = 2.6920 miles  
Start: 17:48 End: 18:21