



YAMAHA R1 CUP

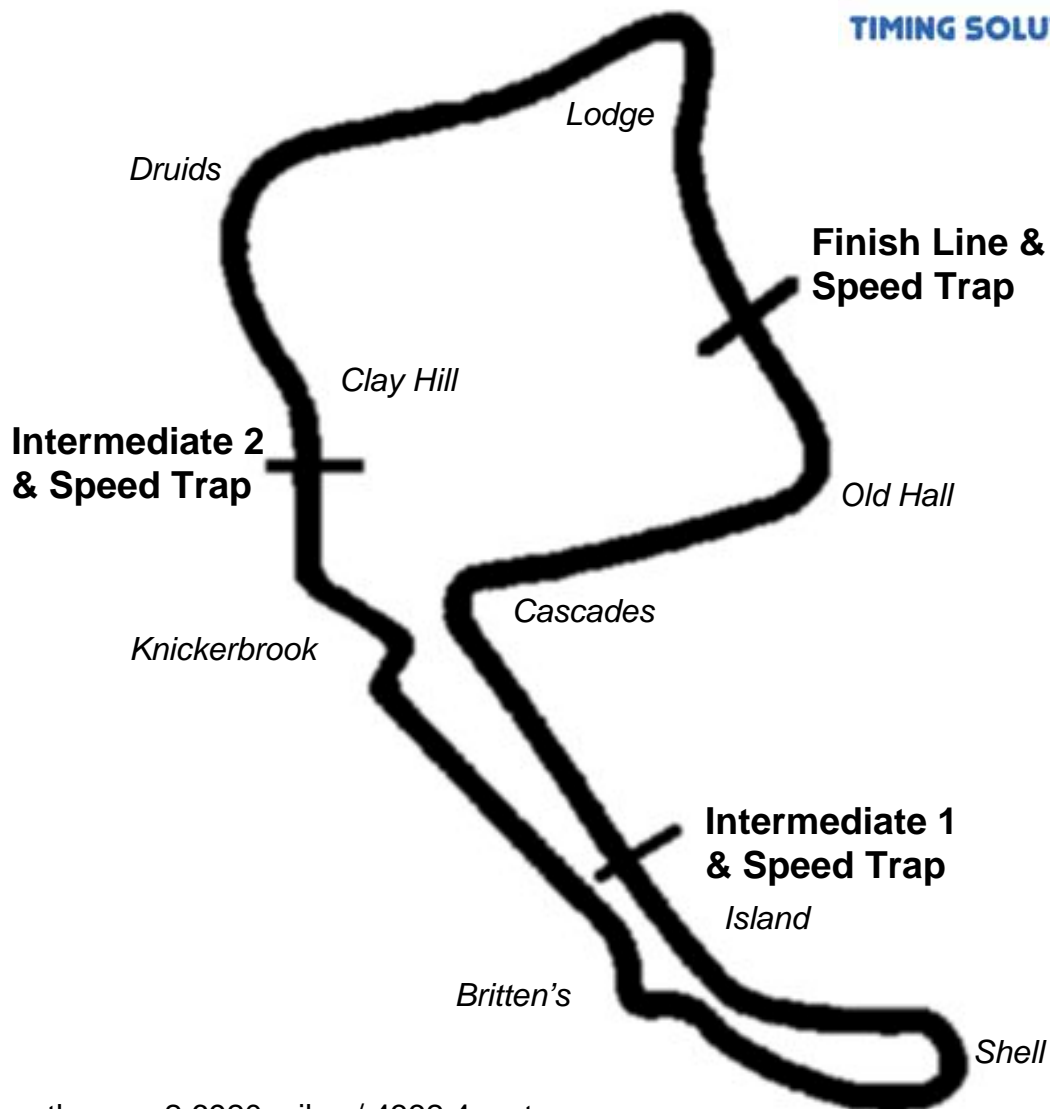
Round 3
Oulton Park

3rd - 5th May 2008



Results Provided by Timing Solutions Ltd
www.tsl-timing.com

OULTON PARK INTERNATIONAL



Circuit Length: 2.6920 miles / 4332.4 metres
 Intermediate 1: 1163 metres
 Intermediate 2: 3066 metres
 Pit In: 4314 metres
 Pit Out: 180 metres after Finish Line

Lap Records		Best Sector Information					
		Sector 1	S1 Trap (mph)	Sector 2	S2 Trap (mph)	Sector 3	F/L Trap (mph)
Superbike	1:35.436	23.169	158.2	45.223	140.6	25.988	147.5
Supersport	1:39.357	24.266	142.7	46.747	127.8	27.007	134.2
Superstock	1:40.051	24.422	151.5	47.825	132.8	27.237	140.3
125GP	1:45.819	26.227	119.6	50.160	109.6	29.185	115.1
Yamaha R1	To Be Est	N/A	N/A	N/A	N/A	N/A	N/A

MCRCB BULLETIN TK018

2008 Henderson Yamaha R1 Cup FREE PRACTICE - CLASSIFICATION

POS	NO	CL	NAME	ENTRY	TIME	ON	LAPS	GAP	DIFF	MPH
1	2		Gary MASON	Yamaha - BTune/ Airmax/ Tamworth Yamaha	1:50.862	9	10			87.41
2	14		Jack KENNEDY	Yamaha - JK Racing	1:53.291	11	12	2.429	2.429	85.54
3	49		Brendan CLARKE	Yamaha -	1:53.388	10	11	2.526	0.097	85.47
4	11		Sam WARREN	Yamaha - Mission Racing	1:53.729	11	12	2.867	0.341	85.21
5	19		Adrian COATES	Yamaha - Stoneyford Concrete	1:54.006	8	9	3.144	0.277	85.00
6	555		Sean EMMETT	Yamaha - Hill Oldridge Racing	1:54.053	4	5	3.191	0.047	84.97
7	34		Stu WILSON	Yamaha - Wilhall Yamaha	1:54.255	8	10	3.393	0.202	84.82
8	15		Ben WILSON	Yamaha - Ben-Wilson-Racing.com	1:54.719	7	8	3.857	0.464	84.47
9	77		Marty NUTT	Yamaha - Double M Racing / NuttTravel.com	1:55.041	4	5	4.179	0.322	84.24
10	118		John INGRAM	Yamaha - Co-Ordit Racing	1:55.333	7	8	4.471	0.292	84.02
11	10		Jon KIRKHAM	Yamaha - Jon Kirkham Racing	1:55.902	6	7	5.040	0.569	83.61
12	56		Shannon ETHERIDGE	Yamaha - Shannon Etheridge Racing	1:56.051	11	11	5.189	0.149	83.50
13	18		James COX	Yamaha - Psycho Racing	1:56.704	6	7	5.842	0.653	83.04
14	99		Rod LYNN	Yamaha - Top Fit Tow Bars Ltd	1:57.368	9	11	6.506	0.664	82.57
15	69		Paul SHOESMITH	Yamaha - Ice Valley	1:58.124	8	11	7.262	0.756	82.04
16	33		Michael NEEVES	Yamaha - Team MCN	1:58.474	12	12	7.612	0.350	81.80
17	5		Robert KENNEDY	Yamaha - PMD Racing	1:59.083	4	4	8.221	0.609	81.38
18	3		Charlie BISHOP	Yamaha - Team Phoenix / PBM	2:00.570	10	11	9.708	1.487	80.37
19	74		Neal GARSIDE	Yamaha - Neal Garside Racing	2:02.228	9	11	11.366	1.658	79.28
20	98		Kyle KENTISH	Yamaha - Deadline Racing	2:13.202	9	9	22.340	10.974	72.75

Weather / Track : Cloudy / Wet

These results are provisional until the conclusion of any judicial and technical matters.

Oulton Park International
Circuit Length = 2.6920 miles
Start: 14:24 End: 14:52

Race Director :

Stewards :

Timekeeper :

MCRCB BULLETIN TK019

2008 Henderson Yamaha R1 Cup

FREE PRACTICE - SECTOR ANALYSIS

2	Gary MASON										BTune/ Airmax/ Tamworth Yamaha				
1 -	Out	107.7	1:05.867	101.1	34.502	120.3	2:13.212	6 -	28.555	138.7	55.029	114.5	30.946	125.2	1:54.530
2 -		31.275	1:01.051	101.1	34.105	123.6	2:06.431	7 -	27.522	135.6	54.067	117.5	30.823	126.4	1:52.412
3 -		29.611	59.539	104.0	33.041	121.1	2:02.191	8 -	27.540	137.8	53.571	119.0	30.386	128.3	1:51.497
4 -		29.110	57.536	112.6	31.799	125.7	1:58.445	9 -	27.200	138.9	53.114	116.1	30.548	127.8	1:50.862
5 -		28.275	55.769	111.5	31.743	125.2	1:55.787	10 -	31.578	93.5	1:00.873	98.0	In		2:16.572 P
3	Charlie BISHOP										Team Phoenix / PBM				
1 -	Out	111.5	1:04.305	86.9	38.168	110.2	2:13.587	7 -	30.491	125.2	58.116	105.2	34.074	121.1	2:02.681
2 -		33.318	1:01.726	99.3	35.702	113.9	2:10.746	8 -	30.400	126.4	58.305	108.8	33.827	122.0	2:02.532
3 -		32.319	1:00.182	100.6	34.628	114.9	2:07.129	9 -	30.291	128.8	57.746	100.9	34.603	122.9	2:02.640
4 -		31.491	1:01.027	93.2	In		2:16.894 P	10 -	29.749	135.6	57.556	110.7	33.265	123.1	2:00.570
5 -	Out	117.7	1:00.377	105.4	34.544	120.5	3:49.550	11 -	29.354	131.8	56.818	111.1	In		2:06.774 P
6 -		31.568	59.260	104.4	34.404	123.6	2:05.232								
5	Robert KENNEDY										PMD Racing				
1 -	Out	105.7	1:06.397	102.3	34.833	111.1	2:15.253	3 -	29.717	130.3	59.070	104.9	33.526	117.9	2:02.313
2 -		31.454	1:00.413	107.4	34.372	116.7	2:06.239	4 -	29.144	136.4	57.213	113.4	32.726	117.7	1:59.083
10	Jon KIRKHAM										Jon Kirkham Racing				
1 -	Out	106.4	1:08.713	90.4	38.619	107.9	2:19.791	5 -	29.247	129.3	56.746	111.3	32.316	122.9	1:58.309
2 -		31.929	1:00.904	83.8	In		2:21.831 P	6 -	28.428	137.2	55.667	115.3	31.807	124.7	1:55.902
3 -	Out	112.0	1:04.899	98.7	35.473	114.3	7:13.464	7 -	30.506	110.9	59.751	107.9	In		2:12.488 P
4 -		30.988	59.546	107.5	33.668	117.3	2:04.202								
11	Sam WARREN										Mission Racing				
1 -	Out	109.3	1:05.518	98.1	38.073	113.4	2:15.181	7 -	28.356	138.4	55.085	118.1	31.040	125.2	1:54.481
2 -		31.876	1:00.267	107.5	33.753	120.1	2:05.896	8 -	28.036	139.8	56.823	113.4	In		2:05.056 P
3 -		29.177	57.453	115.5	32.456	123.6	1:59.086	9 -	Out	130.1	58.986	111.5	32.420	122.0	3:30.066
4 -		28.029	1:02.908	112.6	32.293	122.9	2:03.230	10 -	28.073	136.7	54.942	116.5	31.152	126.1	1:54.167
5 -		28.324	57.065	113.9	31.830	123.4	1:57.219	11 -	27.599	139.5	55.044	114.9	31.086	124.7	1:53.729
6 -		28.258	56.072	110.2	31.754	122.5	1:56.084	12 -	27.904	134.8	54.949	119.8	30.889	127.1	1:53.742
14	Jack KENNEDY										JK Racing				
1 -	Out	101.4	1:07.101	99.4	35.182	116.5	2:15.367	7 -	28.468	138.7	55.096	113.7	31.628	123.8	1:55.192
2 -		32.044	1:00.358	103.7	33.491	123.4	2:05.893	8 -	28.599	137.8	55.042	114.1	31.231	124.0	1:54.872
3 -		30.337	58.101	110.7	33.052	123.4	2:01.490	9 -	28.146	138.1	55.248	114.9	30.924	125.9	1:54.318
4 -		29.693	57.087	114.9	32.390	120.5	1:59.170	10 -	27.940	139.5	54.749	115.5	31.043	125.2	1:53.732
5 -		29.259	56.193	114.1	31.781	125.0	1:57.233	11 -	27.769	137.5	54.777	115.9	30.745	125.9	1:53.291
6 -		28.903	56.044	114.1	31.838	125.2	1:56.785	12 -	27.740	137.2	54.444	116.5	In		2:05.098 P
15	Ben WILSON										Ben-Wilson-Racing.com				
1 -	Out	115.5	1:11.343	96.1	35.753	121.8	2:22.141	5 -	29.065	125.7	59.621	117.3	32.289	124.7	2:00.975
2 -		31.042	57.571	115.1	32.689	124.5	2:01.302	6 -	29.032	126.6	56.296	118.1	31.700	127.6	1:57.028
3 -		29.442	138.1	57.092	31.809	126.1	1:58.343	7 -	28.271	135.8	55.205	119.6	31.243	128.3	1:54.719
4 -		28.722	55.387	116.3	31.604	127.1	1:55.713	8 -	32.504	124.3	1:04.140	94.1	In		2:18.719 P
18	James COX										Psycho Racing				
1 -	Out	118.8	1:04.904	97.5	35.786	117.3	2:16.269	5 -	29.006	134.8	56.829	114.3	32.115	123.6	1:57.950
2 -		31.573	58.363	109.7	33.812	111.5	2:03.748	6 -	28.678	138.4	55.887	115.1	32.139	122.7	1:56.704
3 -		30.501	58.520	112.0	32.981	116.7	2:02.002	7 -	28.126	137.0	56.457	119.0	In		2:04.650 P
4 -		28.898	57.045	115.3	32.114	121.4	1:58.057								
19	Adrian COATES										Stoneyford Concrete				
1 -	Out	114.9	1:07.887	88.3	36.328	116.9	2:19.490	6 -	30.340	122.9	56.217	112.0	31.526	125.7	1:58.083
2 -		31.029	1:00.533	108.8	32.833	122.2	2:04.395	7 -	28.151	140.1	54.787	115.9	31.336	125.2	1:54.274
3 -		29.241	58.003	113.0	32.357	120.9	1:59.601	8 -	27.965	138.1	54.741	112.0	31.300	126.1	1:54.006
4 -		28.788	57.847	107.5	32.072	123.4	1:58.707	9 -	27.912	138.1	57.048	110.9	In		2:06.008 P
5 -		28.709	56.817	109.5	31.822	125.4	1:57.348								
33	Michael NEEVES										Team MCN				
1 -	Out	100.2	1:06.820	96.1	35.567	110.7	2:16.352	7 -	31.092	116.3	59.525	107.4	In		2:14.582 P
2 -		31.723	59.747	104.4	34.706	112.4	2:06.176	8 -	Out	116.3	59.154	110.9	33.465	120.5	3:19.606

Oulton Park International
Circuit Length = 2.6920 miles
Start: 14:24 End: 14:52

Weather / Track : Cloudy / Wet

MCRCB BULLETIN TK019

2008 Henderson Yamaha R1 Cup

FREE PRACTICE - SECTOR ANALYSIS

3 -	30.801	119.4	59.562	103.6	34.301	115.1	2:04.664	9 -	29.520	120.5	57.253	113.9	32.990	118.8	1:59.763
4 -	30.180	121.8	58.658	110.9	33.387	115.7	2:02.225	10 -	29.804	122.0	1:07.999	103.6	33.562	120.5	2:11.365
5 -	29.945	123.1	1:00.158	107.5	33.913	115.3	2:04.016	11 -	29.372	126.1	57.287	113.6	32.793	122.7	1:59.452
6 -	30.741	118.8	59.014	110.6	33.401	117.7	2:03.156	12 -	29.060	127.1	56.672	116.5	32.742	120.3	1:58.474
34	Stu WILSON							Wilhall Yamaha							
1 -	Out	117.5	1:01.781	112.6	34.081	118.6	2:04.052	6 -	28.088	134.8	55.251	118.4	31.365	125.9	1:54.704
2 -	30.484	132.4	57.792	116.9	32.477	125.2	2:00.753	7 -	28.242	135.0	55.592	119.0	31.550	127.1	1:55.384
3 -	28.680	135.0	56.332	117.5	31.734	126.6	1:56.746	8 -	27.872	135.3	55.082	118.4	31.301	127.6	1:54.255
4 -	28.218	133.9	55.540	117.7	31.805	119.4	1:55.563	9 -	42.653	100.5	1:02.720	99.4	In		2:27.464 P
5 -	4:59.105	129.1	59.456	95.2	33.146	127.3	6:31.707	10 -	Out	132.9	56.977	117.1	31.651	124.3	2:40.226
49	Brendan CLARKE														
1 -	Out	116.9	1:03.567	102.9	34.764	115.3	2:10.654	7 -	27.882	140.1	54.761	114.3	32.237	123.4	1:54.880
2 -	30.976	127.3	58.813	108.1	33.593	115.7	2:03.382	8 -	28.072	141.6	55.604	105.5	In		2:05.608 P
3 -	29.909	126.6	57.259	112.6	32.626	119.4	1:59.794	9 -	Out	130.3	56.458	113.6	31.743	122.0	3:33.150
4 -	28.793	137.2	58.507	106.0	32.598	120.5	1:59.898	10 -	27.738	140.4	54.270	115.3	31.380	122.7	1:53.388
5 -	28.669	139.2	57.093	100.8	33.857	116.1	1:59.619	11 -	27.523	140.7	54.737	115.3	31.408	122.5	1:53.668
6 -	28.969	139.8	56.348	115.1	31.987	122.0	1:57.304								
56	Shannon ETHERIDGE							Shannon Etheridge Racing							
1 -	Out	87.5	1:14.699	85.2	41.656	104.2	2:34.550	7 -	29.739	130.6	56.910	116.5	32.711	112.6	1:59.360
2 -	34.465	108.6	1:04.906	98.0	36.606	114.9	2:15.977	8 -	35.439	92.7	1:11.526	108.1	33.994	120.3	2:20.959
3 -	31.893	121.8	1:00.592	108.2	33.738	120.3	2:06.223	9 -	28.366	130.8	56.102	115.5	32.199	121.1	1:56.667
4 -	30.022	125.0	58.260	108.8	35.291	118.4	2:03.573	10 -	28.063	132.6	56.160	115.5	31.927	123.6	1:56.150
5 -	29.763	129.6	59.791	110.0	34.426	119.2	2:03.980	11 -	28.029	134.5	56.124	114.3	31.898	121.8	1:56.051
6 -	29.796	129.3	57.837	110.4	33.685	119.2	2:01.318								
69	Paul SHOESMITH							Ice Valley							
1 -	Out	118.6	1:07.789	104.5	36.637	120.3	2:16.512	7 -	29.409	131.6	56.841	116.1	32.156	125.9	1:58.406
2 -	31.542	125.9	1:01.498	106.4	33.713	121.8	2:06.753	8 -	29.221	130.6	56.883	115.3	32.020	125.7	1:58.124
3 -	30.069	125.9	58.105	111.1	32.856	123.1	2:01.030	9 -	32.392	113.2	1:05.916	99.4	In		2:24.461 P
4 -	29.982	128.1	57.472	111.1	32.459	125.9	1:59.913	10 -	Out	123.1	59.375	106.9	32.827	122.5	4:11.128
5 -	29.526	124.3	1:06.568	100.0	34.370	125.4	2:10.464	11 -	29.443	132.6	57.681	114.3	32.142	125.0	1:59.266
6 -	29.541	136.1	57.398	112.8	33.642	117.1	2:00.581								
74	Neal GARSIDE							Neal Garside Racing							
1 -	Out	99.0	1:10.178	90.2	36.934	111.7	2:19.837	7 -	31.473	121.8	1:00.101	104.5	33.942	108.4	2:05.516
2 -	32.528	115.5	1:03.179	96.3	35.216	109.5	2:10.923	8 -	30.192	123.8	58.965	107.5	33.756	107.9	2:02.913
3 -	31.398	117.1	1:02.078	102.5	34.306	112.2	2:07.782	9 -	29.816	129.6	58.880	105.0	33.532	110.9	2:02.228
4 -	31.270	119.4	1:00.673	103.1	34.651	116.1	2:06.594	10 -	30.102	126.1	59.189	106.2	33.439	115.9	2:02.730
5 -	31.419	118.4	1:02.638	101.5	34.854	110.4	2:08.911	11 -	30.393	119.8	1:02.177	95.6	In		2:20.467 P
6 -	30.652	123.6	1:00.120	108.4	34.149	114.7	2:04.921								
77	Marty NUTT							Double M Racing / NuttTravel.com							
1 -	Out	99.7	1:09.607	101.4	34.786	113.6	2:27.230	4 -	27.797	137.5	55.666	115.9	31.578	124.5	1:55.041
2 -	31.693	125.7	1:00.536	108.1	32.826	120.3	2:05.055	5 -	28.320	134.8	55.040	118.4	In		2:02.417 P
3 -	30.022	131.3	56.879	116.5	32.718	122.9	1:59.619								
98	Kyle KENTISH							Deadline Racing							
1 -	Out	94.8	1:19.413	80.9	43.569	95.9	2:39.320	6 -	Out	115.5	1:07.474	93.9	37.654	111.1	6:08.193
2 -	38.088	103.4	1:13.201	84.8	40.815	102.6	2:32.104	7 -	32.409	119.2	1:05.311	98.8	36.292	109.1	2:14.012
3 -	35.479	111.3	1:10.668	86.8	39.733	107.5	2:25.880	8 -	32.746	119.6	1:38.300	94.3	36.408	108.9	2:47.454
4 -	34.606	111.1	1:09.737	89.5	38.494	107.0	2:22.837	9 -	32.561	119.4	1:04.463	98.4	36.178	113.2	2:13.202
5 -	33.951	116.3	1:09.362	87.3	In		2:30.532 P								
99	Rod LYNN							Top Fit Tow Bars Ltd							
1 -	Out	99.1	1:12.199	99.7	37.134	113.4	2:24.868	7 -	29.427	128.8	57.744	115.9	32.468	123.4	1:59.639
2 -	31.645	125.9	1:01.942	109.8	33.590	122.7	2:07.177	8 -	28.844	132.6	57.192	116.1	32.198	123.8	1:58.234
3 -	30.355	128.6	59.721	112.2	34.342	122.7	2:04.418	9 -	29.152	133.9	56.207	117.1	32.009	125.2	1:57.368
4 -	30.524	118.1	1:00.446	102.8	34.483	125.2	2:05.453	10 -	31.603	105.5	1:06.243	83.7	In		2:26.975 P
5 -	29.684	127.3	1:01.073	110.9	33.529	119.0	2:04.286	11 -	Out	100.3	1:14.503	73.6	43.110	91.6	4:41.200
6 -	29.565	127.8	57.664	116.1	32.883	124.0	2:00.112								

Oulton Park International
Circuit Length = 2.6920 miles
Start: 14:24 End: 14:52

Weather / Track : Cloudy / Wet

MCRCB BULLETIN TK019

2008 Henderson Yamaha R1 Cup

FREE PRACTICE - SECTOR ANALYSIS

118		John INGRAM		Co-Ordit Racing											
1 -	Out	110.2	1:03.441	104.5	34.182	121.6	2:07.415	5 -	28.974	130.3	56.073	118.8	32.150	126.1	1:57.197
2 -	30.762	123.1	58.857	113.0	32.843	123.1	2:02.462	6 -	29.649	129.1	56.518	119.4	31.705	125.7	1:57.872
3 -	29.428	134.5	56.394	116.1	32.369	122.7	1:58.191	7 -	28.589	130.8	55.329	121.7	31.415	127.8	1:55.333
4 -	29.276	131.1	56.443	118.1	31.951	127.1	1:57.670	8 -	28.298	135.0	55.210	117.7	In		2:00.862 P
555		Sean EMMETT		Hill Oldridge Racing											
1 -	Out	119.8	1:00.808	111.3	32.663	123.6	2:04.136	4 -	27.800	138.7	55.042	114.5	31.211	126.6	1:54.053
2 -	29.219	135.8	56.190	114.7	31.700	119.8	1:57.109	5 -	32.006	117.1	59.026	110.9	In		2:12.752 P
3 -	28.248	137.8	55.173	112.4	31.430	124.5	1:54.851								

MCRCB BULLETIN TK020

2008 Henderson Yamaha R1 Cup FREE PRACTICE - SPEED TRAPS

SECTOR 1				SECTOR 2			FINISH LINE		
POS	NO	NAME	MPH	NO	NAME	MPH	NO	NAME	MPH
1	49	Brendan CLARKE	141.6	118	John INGRAM	121.1	2	Gary MASON	128.3
2	19	Adrian COATES	140.1	11	Sam WARREN	119.8	15	Ben WILSON	128.3
3	11	Sam WARREN	139.8	15	Ben WILSON	119.6	118	John INGRAM	127.8
4	14	Jack KENNEDY	139.5	2	Gary MASON	119.0	34	Stu WILSON	127.6
5	2	Gary MASON	138.9	18	James COX	119.0	11	Sam WARREN	127.1
6	555	Sean EMMETT	138.7	34	Stu WILSON	119.0	555	Sean EMMETT	126.6
7	18	James COX	138.4	77	Marty NUTT	118.4	19	Adrian COATES	126.1
8	15	Ben WILSON	138.1	99	Rod LYNN	117.1	14	Jack KENNEDY	125.9
9	77	Marty NUTT	137.5	14	Jack KENNEDY	116.5	69	Paul SHOESMITH	125.9
10	10	Jon KIRKHAM	137.2	33	Michael NEEVES	116.5	99	Rod LYNN	125.2
11	5	Robert KENNEDY	136.4	56	Shannon ETHERIDGE	116.5	10	Jon KIRKHAM	124.7
12	69	Paul SHOESMITH	136.1	69	Paul SHOESMITH	116.1	77	Marty NUTT	124.5
13	3	Charlie BISHOP	135.6	19	Adrian COATES	115.9	3	Charlie BISHOP	123.6
14	34	Stu WILSON	135.3	10	Jon KIRKHAM	115.3	18	James COX	123.6
15	118	John INGRAM	135.0	49	Brendan CLARKE	115.3	56	Shannon ETHERIDGE	123.6
16	56	Shannon ETHERIDGE	134.5	555	Sean EMMETT	114.7	49	Brendan CLARKE	123.4
17	99	Rod LYNN	133.9	5	Robert KENNEDY	113.4	33	Michael NEEVES	122.7
18	74	Neal GARSIDE	129.6	3	Charlie BISHOP	111.1	5	Robert KENNEDY	117.9
19	33	Michael NEEVES	127.1	74	Neal GARSIDE	108.4	74	Neal GARSIDE	116.1
20	98	Kyle KENTISH	119.6	98	Kyle KENTISH	98.8	98	Kyle KENTISH	113.2

Weather / Track : Cloudy / Wet

www.tsl-timing.com

Oulton Park International
Circuit Length = 2.6920 miles
Start: 14:24 End: 14:52

Printed - 14.53 Sunday, 04 May 2008

MCRCB BULLETIN TK021

2008 Henderson Yamaha R1 Cup FREE PRACTICE - BEST SECTOR TIMES

SECTOR 1			SECTOR 2			SECTOR 3			IDEAL / BEST COMPARISON						
POS	NO	NAME	TIME	NO	NAME	TIME	NO	NAME	TIME	POS	NO	NAME	IDEAL	BEST	DIFF
1	2	MASON	27.200	2	MASON	53.114	2	MASON	30.386	1	2	MASON	1:50.700	1:50.862	0.162
2	49	CLARKE	27.523	49	CLARKE	54.270	14	KENNEDY	30.745	2	14	KENNEDY	1:52.929	1:53.291	0.362
3	11	WARREN	27.599	14	KENNEDY	54.444	11	WARREN	30.889	3	49	CLARKE	1:53.173	1:53.388	0.215
4	14	KENNEDY	27.740	19	COATES	54.741	555	EMMETT	31.211	4	11	WARREN	1:53.430	1:53.729	0.299
5	77	NUTT	27.797	11	WARREN	54.942	15	WILSON	31.243	5	19	COATES	1:53.953	1:54.006	0.053
6	555	EMMETT	27.800	77	NUTT	55.040	19	COATES	31.300	6	555	EMMETT	1:54.053	1:54.053	0.000
7	34	WILSON	27.872	555	EMMETT	55.042	34	WILSON	31.301	7	34	WILSON	1:54.255	1:54.255	0.000
8	19	COATES	27.912	34	WILSON	55.082	49	CLARKE	31.380	8	77	NUTT	1:54.415	1:55.041	0.626
9	56	ETHERIDGE	28.029	15	WILSON	55.205	118	INGRAM	31.415	9	15	WILSON	1:54.719	1:54.719	0.000
10	18	COX	28.126	118	INGRAM	55.210	77	NUTT	31.578	10	118	INGRAM	1:54.923	1:55.333	0.410
11	15	WILSON	28.271	10	KIRKHAM	55.667	10	KIRKHAM	31.807	11	10	KIRKHAM	1:55.902	1:55.902	0.000
12	118	INGRAM	28.298	18	COX	55.887	56	ETHERIDGE	31.898	12	56	ETHERIDGE	1:56.029	1:56.051	0.022
13	10	KIRKHAM	28.428	56	ETHERIDGE	56.102	99	LYNN	32.009	13	18	COX	1:56.127	1:56.704	0.577
14	99	LYNN	28.844	99	LYNN	56.207	69	SHOESMITH	32.020	14	99	LYNN	1:57.060	1:57.368	0.308
15	33	NEEVES	29.060	33	NEEVES	56.672	18	COX	32.114	15	69	SHOESMITH	1:58.082	1:58.124	0.042
16	5	KENNEDY	29.144	3	BISHOP	56.818	5	KENNEDY	32.726	16	33	NEEVES	1:58.474	1:58.474	0.000
17	69	SHOESMITH	29.221	69	SHOESMITH	56.841	33	NEEVES	32.742	17	5	KENNEDY	1:59.083	1:59.083	0.000
18	3	BISHOP	29.354	5	KENNEDY	57.213	3	BISHOP	33.265	18	3	BISHOP	1:59.437	2:00.570	1.133
19	74	GARSDIE	29.816	74	GARSDIE	58.880	74	GARSDIE	33.439	19	74	GARSDIE	2:02.135	2:02.228	0.093
20	98	KENTISH	32.409	98	KENTISH	1:04.463	98	KENTISH	36.178	20	98	KENTISH	2:13.050	2:13.202	0.152
											Perfect Lap		1:50.700		

MCRCB BULLETIN TK043

2008 Henderson Yamaha R1 Cup QUALIFYING - CLASSIFICATION

POS	NO	CL	NAME	ENTRY	TIME	ON	LAPS	GAP	DIFF	MPH
1	10		Jon KIRKHAM	Yamaha - Jon Kirkham Racing	1:40.531	14	14			96.40
2	15		Ben WILSON	Yamaha - Ben-Wilson-Racing.com	1:40.729	10	12	0.198	0.198	96.21
3	19		Adrian COATES	Yamaha - Stoneyford Concrete	1:41.645	10	14	1.114	0.916	95.34
4	2		Gary MASON	Yamaha - VTune/ Airmax/ Tamworth Yamaha	1:41.849	12	13	1.318	0.204	95.15
5	77		Marty NUTT	Yamaha - Double M Racing / NuttTravel.com	1:42.318	8	12	1.787	0.469	94.71
6	49		Brendan CLARKE	Yamaha -	1:42.855	8	11	2.324	0.537	94.22
7	11		Sam WARREN	Yamaha - Mission Racing	1:43.126	14	14	2.595	0.271	93.97
8	555		Sean EMMETT	Yamaha - Hill Oldridge Racing	1:43.500	4	11	2.969	0.374	93.63
9	14		Jack KENNEDY	Yamaha - JK Racing	1:43.958	6	11	3.427	0.458	93.22
10	118		John INGRAM	Yamaha - Co-Ordit Racing	1:44.345	10	13	3.814	0.387	92.87
11	18		James COX	Yamaha - Psycho Racing	1:44.429	12	12	3.898	0.084	92.80
12	34		Stu WILSON	Yamaha - Wilhall Yamaha	1:44.582	12	13	4.051	0.153	92.66
13	69		Paul SHOESMITH	Yamaha - Ice Valley	1:45.844	8	14	5.313	1.262	91.56
14	99		Rod LYNN	Yamaha - Top Fit Tow Bars Ltd	1:46.049	12	13	5.518	0.205	91.38
15	3		Charlie BISHOP	Yamaha - Team Phoenix / PBM	1:47.528	10	12	6.997	1.479	90.12
16	5		Robert KENNEDY	Yamaha - PMD Racing	1:47.633	9	10	7.102	0.105	90.04
17	33		Michael NEEVES	Yamaha - Team MCN	1:49.811	9	14	9.280	2.178	88.25
18	56		Shannon ETHERIDGE	Yamaha - Shannon Etheridge Racing	1:50.234	2	2	9.703	0.423	87.91

QUALIFICATION MAXIMA (110% of 1:40.531) = 1:50.584

DNQ	65		Steven CUSICK	Yamaha - U & I Racing	1:51.626	13	13	11.095	1.392	86.81
DNQ	74		Neal GARSIDE	Yamaha - Neal Garside Racing	1:52.738	11	13	12.207	1.112	85.96
DNQ	98		Kyle KENTISH	Yamaha - Deadline Racing	1:54.460	8	10	13.929	1.722	84.66

Weather / Track : Cloudy / Dry

These results are provisional until the conclusion of any judicial and technical matters.

Oulton Park International
Circuit Length = 2.6920 miles
Start: 17:39 End: 18:06

Race Director :

Stewards :

Timekeeper :

MCRCB BULLETIN TK044

2008 Henderson Yamaha R1 Cup
QUALIFYING - SECTOR ANALYSIS

2	Gary MASON VTune/ Airmax/ Tamworth Yamaha														
1 -	Out 137.8	52.607	123.1	28.650	132.6	1:47.617	8 -	Out 141.0	51.496	125.0	28.370	130.1	5:33.363		
2 -	25.693	143.1	50.105	123.6	28.448	132.4	1:44.246	9 -	25.331	141.6	49.116	125.2	27.993	132.1	1:42.440
3 -	25.410	143.1	49.532	123.4	28.164	132.6	1:43.106	10 -	25.024	143.4	49.117	126.4	28.129	132.9	1:42.270
4 -	25.225	140.7	49.280	126.9	28.071	133.9	1:42.576	11 -	25.155	144.0	49.529	124.5	27.912	133.2	1:42.596
5 -	25.508	142.2	49.404	124.7	28.143	131.1	1:43.055	12 -	24.971	143.1	49.014	127.1	27.864	134.8	1:41.849
6 -	25.180	141.9	49.141	125.4	28.068	132.9	1:42.389	13 -	25.151	144.0	49.128	126.4	27.996	133.4	1:42.275
7 -	25.082	143.4	50.645	112.4	In		1:55.510 P								
3	Charlie BISHOP Team Phoenix / PBM														
1 -	Out 138.1	53.544	112.4	30.376	129.8	1:50.670	7 -	26.822	140.1	51.227	127.6	29.915	125.7	1:47.964	
2 -	27.193	141.0	52.373	116.5	29.846	131.6	1:49.412	8 -	26.814	137.0	53.311	111.7	In	1:59.479 P	
3 -	26.620	142.8	51.537	117.3	29.567	132.4	1:47.724	9 -	Out 138.1	51.602	120.3	30.124	127.1	3:35.674	
4 -	26.758	140.7	51.661	118.8	29.647	129.8	1:48.066	10 -	26.524	136.7	51.305	118.4	29.699	128.8	1:47.528
5 -	27.067	129.8	52.004	119.2	In		1:57.065 P	11 -	26.633	136.4	52.555	120.1	30.146	122.7	1:49.334
6 -	Out 137.2	52.403	119.8	30.155	130.1		3:15.574	12 -	28.897	129.8	58.769	106.5	In	2:08.139 P	
5	Robert KENNEDY PMD Racing														
1 -	Out 109.3	1:01.871	113.2	32.566	120.9	2:09.659	6 -	26.512	140.4	52.412	117.9	In		2:15.779 P	
2 -	28.882	128.3	54.678	120.7	30.385	124.5	1:53.945	7 -	Out 126.4	59.229	115.3	29.898	124.5	4:09.889	
3 -	27.142	138.1	53.618	118.4	31.277	121.8	1:52.037	8 -	26.307	139.5	51.518	118.8	29.864	123.6	1:47.689
4 -	26.651	141.3	58.144	100.9	In		2:03.302 P	9 -	26.308	137.5	51.785	120.1	29.540	125.0	1:47.633
5 -	Out 67.4	57.332	118.4	30.715	124.7		4:35.814	10 -	26.378	142.5	52.737	108.9	In	1:55.347 P	
10	Jon KIRKHAM Jon Kirkham Racing														
1 -	Out 129.8	54.764	123.1	29.503	131.1	1:51.194	8 -	27.010	104.4	58.643	109.7	32.359	132.6	1:58.012	
2 -	25.504	141.9	49.089	126.6	28.414	132.1	1:43.007	9 -	25.099	141.6	49.492	127.3	27.997	133.4	1:42.588
3 -	24.863	142.2	48.794	127.1	28.171	132.4	1:41.828	10 -	24.705	144.0	48.381	128.1	27.667	132.9	1:40.753
4 -	25.845	140.4	51.866	124.7	28.917	132.6	1:46.628	11 -	25.396	143.4	52.125	117.3	In	1:55.150 P	
5 -	24.845	142.8	48.706	128.3	27.743	132.9	1:41.294	12 -	Out 133.7	51.022	128.1	27.969	133.2	2:17.852	
6 -	24.718	142.8	48.450	127.6	27.636	132.9	1:40.804	13 -	25.164	143.4	49.413	125.9	28.684	133.2	1:43.261
7 -	24.693	142.5	48.480	128.1	27.646	134.2	1:40.819	14 -	24.810	143.1	48.048	127.3	27.673	132.6	1:40.531
11	Sam WARREN Mission Racing														
1 -	Out 123.6	54.286	122.5	29.638	131.1	1:50.820	8 -	25.690	142.8	49.743	120.7	29.208	131.6	1:44.641	
2 -	27.101	138.9	51.411	124.3	28.970	133.2	1:47.482	9 -	25.504	143.7	50.078	125.7	28.398	129.6	1:43.980
3 -	25.826	142.5	50.280	125.0	28.559	132.6	1:44.665	10 -	30.961	108.6	57.771	116.5	In	2:09.015 P	
4 -	25.264	143.4	50.080	126.9	28.525	133.2	1:43.869	11 -	Out 141.6	50.991	125.9	29.068	132.1	2:50.724	
5 -	25.822	133.7	1:00.563	116.3	32.292	98.3	1:58.677	12 -	25.205	144.3	50.314	126.4	28.020	132.9	1:43.539
6 -	35.199	114.7	52.704	126.9	29.647	130.1	1:57.550	13 -	25.462	144.3	49.617	127.3	28.312	131.3	1:43.391
7 -	25.691	141.9	50.893	125.7	28.763	131.8	1:45.347	14 -	25.284	143.4	49.477	127.3	28.365	131.6	1:43.126
14	Jack KENNEDY JK Racing														
1 -	Out 135.3	54.888	119.6	30.116	131.3	1:52.934	7 -	25.897	143.1	50.040	125.7	28.836	133.2	1:44.773	
2 -	26.613	140.4	50.980	116.7	29.690	131.6	1:47.283	8 -	25.614	140.4	50.163	124.5	In	1:53.942 P	
3 -	26.035	141.0	49.917	124.0	28.815	133.2	1:44.767	9 -	Out 135.6	52.837	123.6	28.878	133.2	5:20.174	
4 -	25.865	142.2	50.063	125.2	29.066	129.3	1:44.994	10 -	25.500	143.1	50.591	124.5	28.622	132.4	1:44.713
5 -	25.767	141.6	50.030	126.6	28.708	132.9	1:44.505	11 -	25.549	143.4	50.716	122.2	29.220	131.6	1:45.485
6 -	25.580	142.5	49.817	125.4	28.561	133.2	1:43.958								
15	Ben WILSON Ben-Wilson-Racing.com														
1 -	Out 137.2	1:05.733	111.7	29.638	132.9	2:06.202	7 -	Out 123.8	52.489	124.7	28.219	134.8	4:17.003		
2 -	25.824	141.9	49.503	127.3	28.131	134.8	1:43.458	8 -	24.865	143.1	48.445	127.3	27.560	133.7	1:40.870
3 -	25.419	141.9	49.067	126.6	28.144	132.4	1:42.630	9 -	24.761	144.6	48.356	126.1	27.751	135.0	1:40.868
4 -	25.120	142.5	48.771	126.6	27.885	135.3	1:41.776	10 -	24.786	143.7	48.267	127.1	27.676	135.0	1:40.729
5 -	24.956	143.1	48.833	127.6	28.008	133.9	1:41.797	11 -	25.104	145.6	51.065	75.2	32.780	134.5	1:48.949
6 -	24.919	142.8	49.239	119.0	In		1:51.763 P	12 -	24.870	143.7	49.993	119.4	In	1:49.881 P	
18	James COX Psycho Racing														
1 -	Out 107.5	1:01.080	112.8	32.456	121.8	2:07.480	7 -	Out 127.6	56.707	106.5	30.271	126.6	5:23.859		
2 -	28.620	134.2	53.048	122.7	29.159	131.1	1:50.827	8 -	26.163	139.2	51.790	122.5	29.008	129.8	1:46.961
3 -	26.542	140.7	51.313	122.5	29.336	131.8	1:47.191	9 -	25.733	143.1	50.286	127.1	28.751	131.1	1:44.770
4 -	26.100	141.9	50.658	125.2	28.548	131.8	1:45.306	10 -	25.857	142.5	51.075	125.7	28.739	130.3	1:45.671

Oulton Park International
 Circuit Length = 2.6920 miles
 Start: 17:39 End: 18:06

Weather / Track : Cloudy / Dry

MCRCB BULLETIN TK044

2008 Henderson Yamaha R1 Cup
QUALIFYING - SECTOR ANALYSIS

5 -	25.946	141.3	50.250	120.9	28.703	130.8	1:44.899	11 -	25.679	142.8	50.435	125.0	28.633	131.8	1:44.747
6 -	25.930	142.5	51.022	125.0	In		1:54.786 P	12 -	25.538	143.4	50.282	122.2	28.609	130.3	1:44.429
19	Adrian COATES		Stoneyford Concrete												
1 -	Out	102.5	1:04.807	110.6	31.342	129.3	2:12.114	8 -	25.129	138.9	59.842	85.7	In		2:03.877 P
2 -	28.388	112.8	55.923	122.2	29.085	133.7	1:53.396	9 -	Out	119.8	50.224	124.7	28.406	131.8	2:02.216
3 -	25.690	144.9	56.070	127.1	29.012	133.2	1:50.772	10 -	24.873	146.2	48.785	129.3	27.987	130.3	1:41.645
4 -	25.696	143.7	49.577	126.9	28.339	133.7	1:43.612	11 -	25.195	143.1	48.627	128.1	27.961	132.1	1:41.783
5 -	25.113	144.9	49.308	126.9	28.339	133.9	1:42.760	12 -	25.032	145.3	48.832	129.6	27.949	133.9	1:41.813
6 -	25.011	145.9	49.235	130.1	29.717	127.6	1:43.963	13 -	27.233	100.9	56.243	124.5	28.785	129.8	1:52.261
7 -	30.840	87.8	58.557	126.6	28.033	135.3	1:57.430	14 -	25.176	146.8	49.910	121.1	31.627	127.3	1:46.713
33	Michael NEEVES		Team MCN												
1 -	Out	119.0	56.466	115.5	30.972	124.3	1:55.079	8 -	27.154	132.1	52.797	118.6	30.106	126.6	1:50.057
2 -	27.889	129.6	54.282	118.8	30.825	124.3	1:52.996	9 -	27.084	135.6	52.543	118.1	30.184	126.9	1:49.811
3 -	27.567	127.6	53.474	118.4	30.642	124.3	1:51.683	10 -	26.921	135.6	52.872	116.9	30.039	127.1	1:49.832
4 -	27.209	131.6	53.649	116.5	30.558	122.9	1:51.416	11 -	26.955	135.3	53.152	116.9	In		1:59.613 P
5 -	27.639	127.6	54.016	115.9	30.837	126.4	1:52.492	12 -	Out	132.6	53.647	119.0	30.369	125.0	2:26.692
6 -	27.135	133.2	53.192	119.4	31.077	125.0	1:51.404	13 -	27.178	136.1	52.798	118.1	29.923	126.6	1:49.899
7 -	27.312	131.3	53.296	116.1	30.607	125.2	1:51.215	14 -	26.739	125.0	53.932	116.5	30.235	126.1	1:50.906
34	Stu WILSON		Wilhall Yamaha												
1 -	Out	135.8	52.880	121.8	29.487	132.1	1:48.416	8 -	25.725	134.2	51.780	123.6	28.763	130.3	1:46.268
2 -	26.035	138.7	51.371	122.0	29.082	130.8	1:46.488	9 -	25.973	137.0	50.520	122.9	28.596	129.8	1:45.089
3 -	25.896	137.5	50.757	122.9	28.811	130.6	1:45.464	10 -	29.401	106.4	58.521	96.0	In		2:07.002 P
4 -	25.920	135.3	50.945	123.4	28.823	130.6	1:45.688	11 -	Out	138.9	51.450	123.1	29.084	130.3	2:37.532
5 -	25.668	136.1	50.821	118.1	In		1:54.389 P	12 -	25.643	137.2	50.312	123.1	28.627	130.8	1:44.582
6 -	Out	135.6	52.671	121.4	29.246	130.3	4:03.079	13 -	31.771	87.5	58.886	92.6	In		2:12.425 P
7 -	25.567	138.7	50.480	122.2	28.677	132.1	1:44.724								
49	Brendan CLARKE														
1 -	Out	124.3	55.345	118.4	29.587	127.1	1:53.770	7 -	25.326	141.9	49.928	122.5	28.533	127.6	1:43.787
2 -	26.034	137.5	51.489	120.5	28.854	128.1	1:46.377	8 -	25.270	145.9	49.337	124.5	28.248	128.6	1:42.855
3 -	25.686	141.3	53.685	120.5	In		1:57.211 P	9 -	25.276	144.3	49.606	118.6	In		1:50.564 P
4 -	Out	140.7	51.376	117.9	30.327	125.9	2:38.661	10 -	Out	143.4	50.843	122.0	28.483	129.6	2:48.864
5 -	25.467	143.4	52.099	114.7	In		1:53.975 P	11 -	25.339	144.3	50.001	122.5	28.910	127.3	1:44.250
6 -	Out	139.2	50.892	122.5	28.820	128.3	2:25.533								
56	Shannon ETHERIDGE		Shannon Etheridge Racing												
1 -	Out	122.9	1:00.067	113.2	31.533	126.1	2:06.262	2 -	27.137	137.8	53.136	122.5	29.961	127.6	1:50.234
65	Steven CUSICK		U & I Racing												
1 -	Out	89.8	1:10.164	94.1	38.654	103.1	2:26.714	8 -	27.520	130.3	54.819	117.7	30.720	126.9	1:53.059
2 -	33.901	107.7	1:03.336	102.9	35.570	112.2	2:12.807	9 -	27.218	130.3	55.218	117.5	31.312	123.1	1:53.748
3 -	31.638	116.5	1:00.327	105.4	34.855	112.0	2:06.820	10 -	27.890	136.7	54.551	114.1	31.499	120.3	1:53.940
4 -	29.908	124.0	57.851	109.5	33.653	118.4	2:01.412	11 -	27.499	129.8	54.887	114.5	30.916	126.6	1:53.302
5 -	29.304	126.1	57.357	111.7	32.617	118.1	1:59.278	12 -	27.455	133.4	53.890	117.7	30.494	123.4	1:51.839
6 -	28.729	131.1	56.888	113.0	31.626	121.4	1:57.243	13 -	26.872	137.0	54.300	114.9	30.454	125.7	1:51.626
7 -	27.995	127.6	55.695	116.1	31.405	123.8	1:55.095								
69	Paul SHOESMITH		Ice Valley												
1 -	Out	129.1	53.964	110.4	30.476	124.7	1:52.461	8 -	26.014	142.5	50.523	124.5	29.307	131.8	1:45.844
2 -	26.658	138.4	50.971	122.5	28.705	131.6	1:46.334	9 -	26.158	139.5	50.795	122.5	29.297	129.1	1:46.250
3 -	25.853	141.0	50.927	122.2	29.559	134.8	1:46.339	10 -	32.139	77.3	1:06.520	92.8	35.171	132.1	2:13.830
4 -	26.747	133.9	51.205	121.4	29.064	131.8	1:47.016	11 -	26.104	142.5	50.913	122.0	29.152	132.6	1:46.169
5 -	26.115	140.1	50.658	121.6	29.478	130.3	1:46.251	12 -	31.236	79.8	1:05.278	100.6	34.394	132.9	2:10.908
6 -	26.265	142.2	51.242	121.4	29.336	132.1	1:46.843	13 -	26.040	142.2	51.110	122.5	29.263	133.9	1:46.413
7 -	33.132	79.4	1:05.125	77.3	35.008	131.8	2:13.265	14 -	27.641	134.2	1:00.883	80.2	33.730	130.6	2:02.254
74	Neal GARSIDE		Neal Garside Racing												
1 -	Out	115.9	1:02.933	100.2	33.022	120.1	2:05.047	8 -	28.290	130.3	54.956	115.5	30.884	119.8	1:54.130
2 -	29.402	127.1	57.220	107.0	32.317	120.5	1:58.939	9 -	27.629	135.6	54.651	114.1	31.411	118.4	1:53.691
3 -	28.838	125.2	56.369	107.4	32.286	118.8	1:57.493	10 -	28.019	133.9	54.289	111.3	30.759	121.6	1:53.067
4 -	28.642	127.8	56.023	111.5	31.567	121.8	1:56.232	11 -	27.812	136.1	54.140	113.9	30.786	120.7	1:52.738

Oulton Park International
 Circuit Length = 2.6920 miles
 Start: 17:39 End: 18:06

Weather / Track : Cloudy / Dry

MCRCB BULLETIN TK044

2008 Henderson Yamaha R1 Cup

QUALIFYING - SECTOR ANALYSIS

5 -	28.738	132.6	56.426	109.7	31.476	122.5	1:56.640	12 -	27.770	137.2	54.643	116.1	30.942	121.1	1:53.355
6 -	28.320	130.3	55.621	116.1	31.248	120.7	1:55.189	13 -	28.069	136.4	54.783	117.5	30.769	122.0	1:53.621
7 -	28.264	128.1	55.727	113.6	31.313	120.9	1:55.304								
77	Marty NUTT		Double M Racing / NuttTravel.com												
1 -	Out	130.3	56.055	118.1	30.235	124.3	1:55.261	7 -	25.451	142.5	49.547	125.2	28.280	132.6	1:43.278
2 -	26.192	141.0	50.929	124.0	28.705	129.6	1:45.826	8 -	25.131	143.4	49.232	126.9	27.955	133.2	1:42.318
3 -	27.572	129.3	52.614	112.6	In		1:57.984 P	9 -	28.192	106.5	59.882	102.8	In		2:07.927 P
4 -	Out	120.9	52.598	122.0	28.570	130.6	3:09.976	10 -	Out	122.5	50.559	124.3	29.411	131.1	3:26.360
5 -	25.340	143.7	49.613	124.3	28.529	129.3	1:43.482	11 -	25.655	136.1	52.479	110.4	30.193	132.1	1:48.327
6 -	25.454	141.9	49.647	124.7	28.564	129.6	1:43.665	12 -	24.912	145.9	50.097	127.1	27.994	132.9	1:43.003
98	Kyle KENTISH		Deadline Racing												
1 -	Out	120.5	59.318	104.0	32.374	120.9	2:01.571	6 -	Out	126.6	56.919	112.0	32.340	120.5	3:12.418
2 -	28.955	128.3	57.183	109.1	31.780	126.1	1:57.918	7 -	28.550	131.3	55.702	113.0	31.157	123.6	1:55.409
3 -	27.967	130.1	55.981	114.1	31.548	124.7	1:55.496	8 -	28.016	129.1	55.198	113.2	31.246	121.8	1:54.460
4 -	27.926	128.6	55.265	110.6	In		2:00.758 P	9 -	28.205	135.3	55.574	114.1	31.890	114.3	1:55.669
5 -	Out	125.2	56.615	111.7	In		3:34.292 P	10 -	28.414	133.2	55.430	107.9	In		2:02.092 P
99	Rod LYNN		Top Fit Tow Bars Ltd												
1 -	Out	129.3	56.150	117.9	30.476	126.9	1:53.841	8 -	25.980	141.0	1:04.144	118.4	In		2:09.733 P
2 -	26.592	140.7	51.852	124.3	29.202	131.3	1:47.646	9 -	Out	133.7	52.570	122.2	29.376	123.4	3:10.312
3 -	26.024	140.4	51.358	122.5	29.176	129.3	1:46.558	10 -	26.436	142.2	51.660	113.6	29.048	129.6	1:47.144
4 -	25.906	141.6	51.517	126.4	29.526	128.8	1:46.949	11 -	26.125	137.2	51.125	123.4	29.069	127.1	1:46.319
5 -	26.566	139.5	51.010	124.7	29.581	127.3	1:47.157	12 -	26.048	143.1	51.140	124.5	28.861	125.4	1:46.049
6 -	26.059	141.3	51.203	124.7	29.021	129.3	1:46.283	13 -	26.256	142.5	51.303	119.8	29.323	129.1	1:46.882
7 -	26.099	142.2	51.031	123.4	29.163	126.1	1:46.293								
118	John INGRAM		Co-Ordit Racing												
1 -	Out	135.0	53.792	120.3	30.139	131.1	1:48.861	8 -	25.764	139.5	50.128	124.7	28.528	131.6	1:44.420
2 -	26.730	138.1	51.155	124.0	29.000	131.3	1:46.885	9 -	25.723	140.1	50.302	127.1	28.540	130.6	1:44.565
3 -	26.333	138.4	50.715	125.0	28.929	131.1	1:45.977	10 -	25.666	141.0	50.101	125.9	28.578	129.6	1:44.345
4 -	25.979	138.9	50.345	124.7	28.786	133.4	1:45.110	11 -	25.788	141.3	50.010	126.4	28.596	131.8	1:44.394
5 -	25.776	140.1	50.764	116.9	In		1:51.248 P	12 -	25.921	140.4	51.064	123.4	28.537	130.3	1:45.522
6 -	Out	136.1	51.793	125.7	29.429	131.6	4:01.562	13 -	25.746	140.7	50.154	124.5	28.635	131.1	1:44.535
7 -	25.999	140.1	50.764	123.6	28.756	132.1	1:45.519								
555	Sean EMMETT		Hill Oldridge Racing												
1 -	Out	138.1	52.610	117.1	29.387	129.1	1:47.891	7 -	25.630	141.0	57.571	111.8	In		1:59.832 P
2 -	25.836	139.5	50.632	125.7	28.506	131.8	1:44.974	8 -	Out	120.9	57.160	124.3	34.708	125.7	4:46.184
3 -	25.178	140.1	50.520	121.1	28.294	130.8	1:43.992	9 -	25.322	141.9	50.086	122.2	In		1:51.521 P
4 -	25.362	140.4	49.813	125.4	28.325	132.6	1:43.500	10 -	Out	128.6	53.014	111.8	28.992	129.8	2:26.478
5 -	29.610	118.4	56.942	115.3	In		2:05.064 P	11 -	25.388	142.8	50.357	121.6	28.266	130.8	1:44.011
6 -	Out	105.4	58.679	82.5	31.436	132.4	4:07.788								

MCRCB BULLETIN TK045

2008 Henderson Yamaha R1 Cup QUALIFYING - SPEED TRAPS

SECTOR 1				SECTOR 2			FINISH LINE		
POS	NO	NAME	MPH	NO	NAME	MPH	NO	NAME	MPH
1	19	Adrian COATES	146.8	19	Adrian COATES	130.1	15	Ben WILSON	135.3
2	49	Brendan CLARKE	145.9	10	Jon KIRKHAM	128.3	19	Adrian COATES	135.3
3	77	Marty NUTT	145.9	15	Ben WILSON	127.6	2	Gary MASON	134.8
4	15	Ben WILSON	145.6	11	Sam WARREN	127.3	69	Paul SHOESMITH	134.8
5	11	Sam WARREN	144.3	2	Gary MASON	127.1	10	Jon KIRKHAM	134.2
6	2	Gary MASON	144.0	18	James COX	127.1	118	John INGRAM	133.4
7	10	Jon KIRKHAM	144.0	77	Marty NUTT	127.1	11	Sam WARREN	133.2
8	14	Jack KENNEDY	143.4	118	John INGRAM	127.1	14	Jack KENNEDY	133.2
9	18	James COX	143.4	14	Jack KENNEDY	126.6	77	Marty NUTT	133.2
10	99	Rod LYNN	143.1	99	Rod LYNN	126.4	555	Sean EMMETT	132.6
11	3	Charlie BISHOP	142.8	555	Sean EMMETT	125.7	3	Charlie BISHOP	132.4
12	555	Sean EMMETT	142.8	49	Brendan CLARKE	124.5	34	Stu WILSON	132.1
13	5	Robert KENNEDY	142.5	69	Paul SHOESMITH	124.5	18	James COX	131.8
14	69	Paul SHOESMITH	142.5	34	Stu WILSON	123.6	99	Rod LYNN	131.3
15	118	John INGRAM	141.3	56	Shannon ETHERIDGE	122.5	49	Brendan CLARKE	129.6
16	34	Stu WILSON	138.9	3	Charlie BISHOP	121.6	56	Shannon ETHERIDGE	127.6
17	56	Shannon ETHERIDGE	138.4	5	Robert KENNEDY	120.7	33	Michael NEEVES	127.1
18	74	Neal GARSIDE	137.2	33	Michael NEEVES	119.4	65	Steven CUSICK	126.9
19	65	Steven CUSICK	137.0	65	Steven CUSICK	117.7	98	Kyle KENTISH	126.1
20	33	Michael NEEVES	136.1	74	Neal GARSIDE	117.5	5	Robert KENNEDY	125.0
21	98	Kyle KENTISH	135.3	98	Kyle KENTISH	114.1	74	Neal GARSIDE	122.5

Weather / Track : Cloudy / Dry

www.tsl-timing.com

Oulton Park International
Circuit Length = 2.6920 miles
Start: 17:39 End: 18:06

Printed - 18.09 Sunday, 04 May 2008

MCRCB BULLETIN TK046

2008 Henderson Yamaha R1 Cup QUALIFYING - BEST SECTOR TIMES


SECTOR 1			SECTOR 2			SECTOR 3			IDEAL / BEST COMPARISON						
POS	NO	NAME	TIME	NO	NAME	TIME	NO	NAME	TIME	POS	NO	NAME	IDEAL	BEST	DIFF
1	10	KIRKHAM	24.693	10	KIRKHAM	48.048	15	WILSON	27.560	1	10	KIRKHAM	1:40.377	1:40.531	0.154
2	15	WILSON	24.761	15	WILSON	48.267	10	KIRKHAM	27.636	2	15	WILSON	1:40.588	1:40.729	0.141
3	19	COATES	24.873	19	COATES	48.627	2	MASON	27.864	3	19	COATES	1:41.449	1:41.645	0.196
4	77	NUTT	24.912	2	MASON	49.014	19	COATES	27.949	4	2	MASON	1:41.849	1:41.849	0.000
5	2	MASON	24.971	77	NUTT	49.232	77	NUTT	27.955	5	77	NUTT	1:42.099	1:42.318	0.219
6	555	EMMETT	25.178	49	CLARKE	49.337	11	WARREN	28.020	6	11	WARREN	1:42.702	1:43.126	0.424
7	11	WARREN	25.205	11	WARREN	49.477	49	CLARKE	28.248	7	49	CLARKE	1:42.855	1:42.855	0.000
8	49	CLARKE	25.270	555	EMMETT	49.813	555	EMMETT	28.266	8	555	EMMETT	1:43.257	1:43.500	0.243
9	14	KENNEDY	25.500	14	KENNEDY	49.817	118	INGRAM	28.528	9	14	KENNEDY	1:43.878	1:43.958	0.080
10	18	COX	25.538	118	INGRAM	50.010	18	COX	28.548	10	118	INGRAM	1:44.204	1:44.345	0.141
11	34	WILSON	25.567	18	COX	50.250	14	KENNEDY	28.561	11	18	COX	1:44.336	1:44.429	0.093
12	118	INGRAM	25.666	34	WILSON	50.312	34	WILSON	28.596	12	34	WILSON	1:44.475	1:44.582	0.107
13	69	SHOESMITH	25.853	69	SHOESMITH	50.523	69	SHOESMITH	28.705	13	69	SHOESMITH	1:45.081	1:45.844	0.763
14	99	LYNN	25.906	99	LYNN	51.010	99	LYNN	28.861	14	99	LYNN	1:45.777	1:46.049	0.272
15	5	KENNEDY	26.307	3	BISHOP	51.227	5	KENNEDY	29.540	15	3	BISHOP	1:47.318	1:47.528	0.210
16	56	ETHERIDGE	26.450	5	KENNEDY	51.518	3	BISHOP	29.567	16	5	KENNEDY	1:47.365	1:47.633	0.268
17	3	BISHOP	26.524	56	ETHERIDGE	51.901	33	NEEVES	29.923	17	56	ETHERIDGE	1:48.312	1:50.234	1.922
18	33	NEEVES	26.739	33	NEEVES	52.543	56	ETHERIDGE	29.961	18	33	NEEVES	1:49.205	1:49.811	0.606
19	65	CUSICK	26.872	65	CUSICK	53.890	65	CUSICK	30.454	19	65	CUSICK	1:51.216	1:51.626	0.410
20	74	GARSIDE	27.629	74	GARSIDE	54.140	74	GARSIDE	30.759	20	74	GARSIDE	1:52.528	1:52.738	0.210
21	98	KENTISH	27.926	98	KENTISH	55.198	98	KENTISH	31.157	21	98	KENTISH	1:54.281	1:54.460	0.179

Perfect Lap	1:40.301
-------------	----------

MCRCB BULLETIN TK047

2008 Henderson Yamaha R1 Cup

RACE 3 - PROVISIONAL GRID

ROW 6				1:54.460 98 Kyle KENTISH
ROW 5	1:52.738 74 Neal GARSIDE	1:51.626 65 Steven CUSICK	1:50.234 56 Shannon ETHERIDGE	1:49.811 33 Michael NEEVES
ROW 4	1:47.633 5 Robert KENNEDY	1:47.528 3 Charlie BISHOP	1:46.049 99 Rod LYNN	1:45.844 69 Paul SHOESMITH
ROW 3	1:44.582 34 Stu WILSON	1:44.429 18 James COX	1:44.345 118 John INGRAM	1:43.958 14 Jack KENNEDY
ROW 2	1:43.500 555 Sean EMMETT	1:43.126 11 Sam WARREN	1:42.855 49 Brendan CLARKE	1:42.318 77 Marty NUTT
ROW 1	1:41.849 2 Gary MASON	1:41.645 19 Adrian COATES	1:40.729 15 Ben WILSON	1:40.531 10 Jon KIRKHAM
Pole				
				

Oulton Park International
Circuit Length = 2.6920 miles

Race Director :

Stewards :

Timekeeper :

MCRCB BULLETIN TK064

2008 Henderson Yamaha R1 Cup WARM-UP - CLASSIFICATION

POS	NO	CL	NAME	ENTRY	TIME	ON	LAPS	GAP	DIFF	MPH
1	2		Gary MASON	Yamaha - VTune/ Airmax/ Tamworth Yamaha	1:42.396	5	5			94.64
2	11		Sam WARREN	Yamaha - Mission Racing	1:42.531	4	6	0.135	0.135	94.52
3	118		John INGRAM	Yamaha - Co-Ordit Racing	1:43.800	6	6	1.404	1.269	93.36
4	555		Sean EMMETT	Yamaha - Hill Oldridge Racing	1:44.529	2	3	2.133	0.729	92.71
5	77		Marty NUTT	Yamaha - Double M Racing / NuttTravel.com	1:45.237	4	5	2.841	0.708	92.09
6	49		Brendan CLARKE	Yamaha -	1:45.377	3	4	2.981	0.140	91.96
7	18		James COX	Yamaha - Psycho Racing	1:45.518	4	5	3.122	0.141	91.84
8	34		Stu WILSON	Yamaha - Wilhall Yamaha	1:47.327	3	4	4.931	1.809	90.29
9	5		Robert KENNEDY	Yamaha - PMD Racing	1:47.664	5	5	5.268	0.337	90.01
10	56		Shannon ETHERIDGE	Yamaha - Shannon Etheridge Racing	1:48.589	3	4	6.193	0.925	89.24
11	69		Paul SHOESMITH	Yamaha - Ice Valley	1:48.791	2	3	6.395	0.202	89.08
12	33		Michael NEEVES	Yamaha - Team MCN	1:48.868	5	5	6.472	0.077	89.01
13	99		Rod LYNN	Yamaha - Top Fit Tow Bars Ltd	1:50.597	2	5	8.201	1.729	87.62
14	3		Charlie BISHOP	Yamaha - Team Phoenix / PBM	1:51.231	2	4	8.835	0.634	87.12
15	98		Kyle KENTISH	Yamaha - Deadline Racing	1:53.284	4	5	10.888	2.053	85.54
16	74		Neal GARSIDE	Yamaha - Neal Garside Racing	1:54.133	3	5	11.737	0.849	84.91
17	10		Jon KIRKHAM	Yamaha - Jon Kirkham Racing	2:00.637	2	2	18.241	6.504	80.33
18	65		Steven CUSICK	Yamaha - U & I Racing	2:07.969	5	5	25.573	7.332	75.73
19	14		Jack KENNEDY	Yamaha - JK Racing		0	2			

Weather / Track : Cloudy / Dry

These results are provisional until the conclusion of any judicial and technical matters.

Oulton Park International
Circuit Length = 2.6920 miles
Start: 09:30 End: 09:43

Race Director :

Stewards :

Timekeeper :

MCRCB BULLETIN TK065

2008 Henderson Yamaha R1 Cup WARM-UP - SECTOR ANALYSIS

2	Gary MASON VTune/ Airmax/ Tamworth Yamaha															
1 -	Out	138.7	54.619	121.4	29.090	132.6	1:51.297	4 -	25.121	145.6	49.400	126.1	28.425	129.6	1:42.946	
2 -		25.669	144.6	50.366	126.9	27.990	135.3	1:44.025	5 -	25.092	145.3	49.228	123.6	28.076	133.2	1:42.396
3 -		25.155	147.5	49.600	125.9	28.150	127.1	1:42.905								
3	Charlie BISHOP Team Phoenix / PBM															
1 -	Out	125.4	56.917	110.6	31.201	128.6	1:55.059	3 -	26.615	142.5	52.762	114.7	In		2:00.870	P
2 -		27.506	135.3	53.604	115.5	30.121	132.6	1:51.231	4 -	Out	143.4	52.721	118.1	30.190	130.3	2:36.593
5	Robert KENNEDY PMD Racing															
1 -	Out	110.4	1:00.478	113.7	32.447	121.6	2:03.690	4 -	26.512	139.5	52.869	127.8	29.635	126.9	1:49.016	
2 -		28.092	128.8	54.595	120.3	29.737	122.9	1:52.424	5 -	26.305	143.7	52.075	117.9	29.284	126.1	1:47.664
3 -		26.386	144.6	53.670	119.8	29.501	127.6	1:49.557								
10	Jon KIRKHAM Jon Kirkham Racing															
1 -	Out	102.6	1:01.944	85.3	35.847	107.9	2:10.814	2 -	29.599	120.5	58.469	103.6	32.569	118.1	2:00.637	
11	Sam WARREN Mission Racing															
1 -	Out	129.1	55.185	113.0	29.801	132.9	1:53.416	4 -	24.953	147.2	49.564	127.1	28.014	135.6	1:42.531	
2 -		25.468	145.9	51.111	124.3	28.431	133.9	1:45.010	5 -	26.083	140.4	49.810	126.1	28.151	133.4	1:44.044
3 -		25.259	145.9	50.145	127.3	28.107	135.0	1:43.511	6 -	25.408	144.3	49.938	127.3	28.090	131.3	1:43.436
14	Jack KENNEDY JK Racing															
1 -	Out	125.0	1:01.413	106.4	31.621	137.8	2:02.031	2 -	27.534	141.9	53.061	122.2	In		2:03.067	P
18	James COX Psycho Racing															
1 -	Out	123.6	57.989	117.5	29.586	129.6	1:57.010	4 -	25.764	143.1	50.395	120.9	29.359	126.1	1:45.518	
2 -		26.114	143.1	51.210	123.8	29.148	133.4	1:46.472	5 -	25.710	144.3	51.241	109.7	In	1:56.885	P
3 -		25.783	141.0	51.134	122.7	28.626	131.1	1:45.543								
33	Michael NEEVES Team MCN															
1 -	Out	110.7	58.584	106.5	31.776	127.6	2:02.080	4 -	27.049	132.6	52.884	121.6	30.102	126.1	1:50.035	
2 -		27.237	138.1	54.666	116.5	30.800	126.9	1:52.703	5 -	26.633	138.1	52.647	127.8	29.588	128.8	1:48.868
3 -		27.240	134.8	53.229	120.1	29.833	129.3	1:50.302								
34	Stu WILSON Wilhall Yamaha															
1 -	Out	136.4	54.352	122.2	29.964	129.6	1:51.559	3 -	26.093	141.0	52.029	122.9	29.205	131.6	1:47.327	
2 -		26.232	138.9	52.478	120.5	29.410	131.6	1:48.120	4 -	30.566	92.8	59.483	95.2	In	2:16.861	P
49	Brendan CLARKE															
1 -	Out	131.1	59.850	103.7	30.987	127.3	1:59.625	3 -	25.662	147.8	50.904	122.0	28.811	131.3	1:45.377	
2 -		26.493	145.9	52.112	118.6	29.173	128.3	1:47.778	4 -	27.255	128.3	55.010	102.9	In	2:02.290	P
56	Shannon ETHERIDGE Shannon Etheridge Racing															
1 -	Out	120.9	1:02.182	100.9	32.424	128.1	2:04.427	3 -	26.664	139.8	52.280	121.8	29.645	128.3	1:48.589	
2 -		27.327	131.6	54.039	122.7	30.111	128.3	1:51.477	4 -	40.036	54.8	1:13.123	87.3	In	2:38.424	P
65	Steven CUSICK U & I Racing															
1 -	Out	93.1	1:13.661	84.6	39.984	104.2	2:29.701	4 -	31.008	110.9	1:05.079	94.1	36.483	110.2	2:12.570	
2 -		33.573	106.7	1:06.001	98.5	35.916	111.1	2:15.490	5 -	31.091	108.4	1:02.524	105.0	34.354	113.2	2:07.969
3 -		30.910	114.3	1:03.304	105.7	34.847	115.5	2:09.061								
69	Paul SHOESMITH Ice Valley															
1 -	Out	138.1	54.647	119.8	29.996	133.4	1:51.103	3 -	26.429	141.6	53.292	111.1	In		2:02.699	P
2 -		26.399	143.1	52.884	117.3	29.508	133.7	1:48.791								
74	Neal GARSIDE Neal Garside Racing															
1 -	Out	114.5	1:02.048	101.5	32.620	125.2	2:04.631	4 -	28.443	128.6	55.406	110.9	31.152	122.9	1:55.001	
2 -		28.086	134.5	55.877	115.9	30.886	122.9	1:54.849	5 -	27.834	137.2	57.400	113.2	32.730	122.5	1:57.964
3 -		28.093	136.1	54.869	112.6	31.171	120.9	1:54.133								

Oulton Park International
Circuit Length = 2.6920 miles
Start: 09:30 End: 09:43

Weather / Track : Cloudy / Dry

MCRCB BULLETIN TK065

2008 Henderson Yamaha R1 Cup WARM-UP - SECTOR ANALYSIS

77	Marty NUTT	Double M Racing / NuttTravel.com													
1 -	Out 121.1	58.630	112.6	31.314	124.7	2:01.701	4 -	25.522	144.9	50.899	122.0	28.816	129.1	1:45.237	
2 -	27.287	143.1	1:03.993	71.6	33.768	130.8	2:05.048	5 -	27.465	126.9	53.182	114.5	In	2:04.153 P	
3 -	25.959	144.6	51.813	119.6	29.010	131.8	1:46.782								
98	Kyle KENTISH	Deadline Racing													
1 -	Out 113.2	1:04.433	101.2	33.706	125.9	2:08.611	4 -	27.089	139.5	55.543	116.1	30.652	126.9	1:53.284	
2 -	28.529	138.4	56.714	113.2	31.941	126.9	1:57.184	5 -	27.427	137.5	55.018	115.9	31.584	125.4	1:54.029
3 -	28.073	136.4	55.739	115.7	30.576	126.6	1:54.388								
99	Rod LYNN	Top Fit Tow Bars Ltd													
1 -	Out 124.7	1:01.438	114.9	32.186	124.0	2:03.488	4 -	28.684	121.1	56.783	103.9	31.196	128.6	1:56.663	
2 -	27.560	139.5	53.476	122.0	29.561	128.8	1:50.597	5 -	26.363	141.3	53.771	120.3	In	1:57.207 P	
3 -	26.657	136.4	55.647	106.9	30.360	124.3	1:52.664								
118	John INGRAM	Co-Ordit Racing													
1 -	Out 134.8	54.285	121.8	30.175	130.8	1:49.060	4 -	25.571	141.3	50.132	125.2	28.481	132.6	1:44.184	
2 -	26.349	142.2	51.505	123.4	28.850	132.4	1:46.704	5 -	26.292	139.2	50.827	125.7	28.130	133.9	1:45.249
3 -	26.038	141.6	50.795	125.4	28.288	132.9	1:45.121	6 -	25.503	142.8	49.989	125.9	28.308	133.4	1:43.800
555	Sean EMMETT	Hill Oldridge Racing													
1 -	Out 127.1	55.976	121.8	29.093	133.4	1:52.064	3 -	30.547	106.9	59.254	103.6	In		2:11.391 P	
2 -	25.587	144.6	50.838	124.7	28.104	132.9	1:44.529								

MCRCB BULLETIN TK066

2008 Henderson Yamaha R1 Cup WARM-UP - SPEED TRAPS

SECTOR 1				SECTOR 2			FINISH LINE			
POS	NO	NAME	MPH	NO	NAME	MPH	NO	NAME	MPH	
1	49	Brendan CLARKE	147.8	11	Sam WARREN	127.3	11	Sam WARREN	135.6	
2	2	Gary MASON	147.5	2	Gary MASON	126.9	2	Gary MASON	135.3	
3	11	Sam WARREN	147.2	118	John INGRAM	125.9	118	John INGRAM	133.9	
4	77	Marty NUTT	144.9	555	Sean EMMETT	124.7	69	Paul SHOESMITH	133.7	
5	5	Robert KENNEDY	144.6	18	James COX	123.8	18	James COX	133.4	
6	555	Sean EMMETT	144.6	34	Stu WILSON	122.9	555	Sean EMMETT	133.4	
7	18	James COX	144.3	56	Shannon ETHERIDGE	122.7	3	Charlie BISHOP	132.6	
8	3	Charlie BISHOP	143.4	14	Jack KENNEDY	122.2	14	Jack KENNEDY	131.8	
9	69	Paul SHOESMITH	143.1	49	Brendan CLARKE	122.0	77	Marty NUTT	131.8	
10	118	John INGRAM	142.8	77	Marty NUTT	122.0	34	Stu WILSON	131.6	
11	14	Jack KENNEDY	141.9	99	Rod LYNN	122.0	49	Brendan CLARKE	131.3	
12	99	Rod LYNN	141.3	5	Robert KENNEDY	121.8	33	Michael NEEVES	129.3	
13	34	Stu WILSON	141.0	33	Michael NEEVES	121.8	99	Rod LYNN	128.8	
14	56	Shannon ETHERIDGE	139.8	69	Paul SHOESMITH	119.8	56	Shannon ETHERIDGE	128.3	
15	98	Kyle KENTISH	139.5	3	Charlie BISHOP	118.8	5	Robert KENNEDY	127.6	
16	33	Michael NEEVES	138.1	98	Kyle KENTISH	116.1	98	Kyle KENTISH	126.9	
17	74	Neal GARSIDE	137.2	74	Neal GARSIDE	115.9	74	Neal GARSIDE	125.2	
18	10	Jon KIRKHAM	120.5	65	Steven CUSICK	105.7	10	Jon KIRKHAM	118.1	
19	65	Steven CUSICK	114.3	10	Jon KIRKHAM	103.6	65	Steven CUSICK	115.5	

MCRCB BULLETIN TK067


2008 Henderson Yamaha R1 Cup WARM-UP - BEST SECTOR TIMES

SECTOR 1			SECTOR 2			SECTOR 3			IDEAL / BEST COMPARISON						
POS	NO	NAME	TIME	NO	NAME	TIME	NO	NAME	TIME	POS	NO	NAME	IDEAL	BEST	DIFF
1	11	WARREN	24.953	2	MASON	49.228	2	MASON	27.990	1	2	MASON	1:42.310	1:42.396	0.086
2	2	MASON	25.092	11	WARREN	49.564	11	WARREN	28.014	2	11	WARREN	1:42.531	1:42.531	0.000
3	118	INGRAM	25.503	118	INGRAM	49.989	555	EMMETT	28.104	3	118	INGRAM	1:43.622	1:43.800	0.178
4	77	NUTT	25.522	18	COX	50.395	118	INGRAM	28.130	4	555	EMMETT	1:44.529	1:44.529	0.000
5	555	EMMETT	25.587	555	EMMETT	50.838	18	COX	28.626	5	18	COX	1:44.731	1:45.518	0.787
6	49	CLARKE	25.662	77	NUTT	50.899	49	CLARKE	28.811	6	77	NUTT	1:45.237	1:45.237	0.000
7	18	COX	25.710	49	CLARKE	50.904	77	NUTT	28.816	7	49	CLARKE	1:45.377	1:45.377	0.000
8	34	WILSON	26.093	34	WILSON	52.029	34	WILSON	29.205	8	34	WILSON	1:47.327	1:47.327	0.000
9	5	KENNEDY	26.305	5	KENNEDY	52.075	5	KENNEDY	29.284	9	5	KENNEDY	1:47.664	1:47.664	0.000
10	99	LYNN	26.363	56	ETHERIDGE	52.280	69	SHOESMITH	29.508	10	56	ETHERIDGE	1:48.589	1:48.589	0.000
11	69	SHOESMITH	26.399	33	NEEVES	52.647	99	LYNN	29.561	11	69	SHOESMITH	1:48.791	1:48.791	0.000
12	3	BISHOP	26.615	3	BISHOP	52.721	33	NEEVES	29.588	12	33	NEEVES	1:48.868	1:48.868	0.000
13	33	NEEVES	26.633	69	SHOESMITH	52.884	56	ETHERIDGE	29.645	13	99	LYNN	1:49.400	1:50.597	1.197
14	56	ETHERIDGE	26.664	14	KENNEDY	53.061	3	BISHOP	30.121	14	3	BISHOP	1:49.457	1:51.231	1.774
15	98	KENTISH	27.089	99	LYNN	53.476	98	KENTISH	30.576	15	14	KENNEDY	1:52.216		
16	14	KENNEDY	27.534	74	GARSDIE	54.869	74	GARSDIE	30.886	16	98	KENTISH	1:52.683	1:53.284	0.601
17	74	GARSDIE	27.834	98	KENTISH	55.018	14	KENNEDY	31.621	17	74	GARSDIE	1:53.589	1:54.133	0.544
18	10	KIRKHAM	29.599	10	KIRKHAM	58.469	10	KIRKHAM	32.569	18	10	KIRKHAM	2:00.637	2:00.637	0.000
19	65	CUSICK	30.910	65	CUSICK	1:02.524	65	CUSICK	34.354	19	65	CUSICK	2:07.788	2:07.969	0.181
											Perfect Lap		1:42.171		

MCRCB BULLETIN TK068

2008 Henderson Yamaha R1 Cup

RACE 3 - FINAL GRID

ROW 6				1:54.460 98 Kyle KENTISH	
ROW 5	1:52.738 74 Neal GARSIDE	1:51.626 65 Steven CUSICK	1:50.234 56 Shannon ETHERIDGE	1:49.811 33 Michael NEEVES	
ROW 4	1:47.633 5 Robert KENNEDY	1:47.528 3 Charlie BISHOP	1:46.049 99 Rod LYNN	1:45.844 69 Paul SHOESMITH	
ROW 3	1:44.582 34 Stu WILSON	1:44.429 18 James COX	1:44.345 118 John INGRAM	1:43.958 14 Jack KENNEDY	
ROW 2	1:43.500 555 Sean EMMETT	1:43.126 11 Sam WARREN	1:42.855 49 Brendan CLARKE	1:42.318 77 Marty NUTT	
ROW 1	1:41.849 2 Gary MASON	1:41.645 19 Adrian COATES	1:40.729 15 Ben WILSON	1:40.531 10 Jon KIRKHAM	
Pole					
					

Oulton Park International
Circuit Length = 2.6920 miles

Race Director :

Stewards :

Timekeeper :

MCRCB BULLETIN TK101

2008 Henderson Yamaha R1 Cup RACE 3 - CLASSIFICATION

POS	NO	CL	NAME	ENTRY	LAPS	TIME	GAP	DIFF	MPH	BEST	ON
1	11		Sam WARREN	Yamaha - Mission Racing	12	22:20.849			86.73	1:49.219	10
2	555		Sean EMMETT	Yamaha - Hill Oldridge Racing	12	22:24.223	3.374	3.374	86.51	1:50.026	12
3	15		Ben WILSON	Yamaha - Ben-Wilson-Racing.com	12	22:24.344	3.495	0.121	86.50	1:49.355	7
4	2		Gary MASON	Yamaha - VTune/ Airmax/ Tamworth Yama	12	22:24.467	3.618	0.123	86.49	1:50.207	12
5	10		Jon KIRKHAM	Yamaha - Jon Kirkham Racing	12	22:24.730	3.881	0.263	86.48	1:49.965	12
6	77		Marty NUTT	Yamaha - Double M Racing / NuttTravel.co	12	22:30.560	9.711	5.830	86.10	1:49.741	7
7	14		Jack KENNEDY	Yamaha - JK Racing	12	22:30.714	9.865	0.154	86.09	1:49.833	11
8	18		James COX	Yamaha - Psycho Racing	12	22:30.988	10.139	0.274	86.08	1:49.826	11
9	118		John INGRAM	Yamaha - Co-Ordit Racing	12	22:35.066	14.217	4.078	85.82	1:50.629	11
10	34		Stu WILSON	Yamaha - Wilhall Yamaha	12	22:39.518	18.669	4.452	85.54	1:50.952	8
11	49		Brendan CLARKE	Yamaha -	12	23:04.526	43.677	25.008	83.99	1:50.900	11
12	56		Shannon ETHERIDGE	Yamaha - Shannon Etheridge Racing	12	23:13.263	52.414	8.737	83.46	1:52.371	10
13	33		Michael NEEVES	Yamaha - Team MCN	12	23:21.576	1:00.727	8.313	82.97	1:54.553	8
14	99		Rod LYNN	Yamaha - Top Fit Tow Bars Ltd	12	23:21.631	1:00.782	0.055	82.97	1:52.996	8
15	69		Paul SHOESMITH	Yamaha - Ice Valley	12	23:29.474	1:08.625	7.843	82.50	1:55.464	11
16	74		Neal GARSIDE	Yamaha - Neal Garside Racing	11	22:23.630	1 lap	1 lap	79.34	1:59.632	11
17	98		Kyle KENTISH	Yamaha - Deadline Racing	11	23:16.881	1 lap	53.251	76.31	2:02.462	10

NOT CLASSIFIED

<i>DNF</i>	5		Robert KENNEDY	Yamaha - PMD Racing	7	14:16.173	5 laps	4 laps	79.23	1:55.766	5
<i>DNF</i>	3		Charlie BISHOP	Yamaha - Team Phoenix / PBM	5	9:53.941	7 laps	2 laps	81.58	1:55.478	5
<i>DNF</i>	19		Adrian COATES	Yamaha - Stoneyford Concrete	1	2:01.450	11 laps	4 laps	79.79	2:01.450	1
<i>DNF</i>	65		Steven CUSICK	Yamaha - U & I Racing	0						

FASTEST LAP

11			Sam WARREN	Yamaha - Mission Racing	10	1:49.219		88.73 mph		142.80 kph	
----	--	--	-------------------	-------------------------	----	----------	--	-----------	--	------------	--

Weather / Track : Cloudy / Wet

These results are provisional until the conclusion of any judicial and technical matters.

Oulton Park International
Circuit Length = 2.6920 miles
Start: 14:11 End: 14:35

Race Director :	Stewards :	Timekeeper :
-----------------	------------	--------------

MCRCB BULLETIN TK102

2008 Henderson Yamaha R1 Cup

RACE 3 - LAP CHART

Lap 1			Lap 2			Lap 3			Lap 4			Lap 5		
No	Behind	Laptime	No	Behind	Laptime	No	Behind	Laptime	No	Behind	Laptime	No	Behind	Laptime
555		2:00.107	2		1:54.242	2		1:52.106	555		1:51.481	555		1:51.387
2	0.101	2:00.208	555	0.346	1:54.689	555	0.369	1:52.129	2	0.634	1:52.484	2	0.283	1:51.036
19	1.343	2:01.450	11	0.922	1:53.589	11	1.586	1:52.770	11	1.008	1:51.272	11	0.581	1:50.960
11	1.676	2:01.783	34	1.867	1:54.317	10	3.377	1:53.106	10	1.940	1:50.413	10	0.818	1:50.265
15	1.760	2:01.867	15	2.262	1:54.845	34	3.514	1:53.753	15	3.929	1:51.882	15	4.345	1:51.803
34	1.893	2:02.000	10	2.377	1:53.857	15	3.897	1:53.741	34	4.701	1:53.037	118	5.773	1:51.902
118	2.293	2:02.400	118	3.200	1:55.250	118	4.567	1:53.473	118	5.258	1:52.541	34	5.943	1:52.629
10	2.863	2:02.970	14	3.633	1:54.763	14	4.787	1:53.260	14	5.412	1:52.475	77	6.395	1:51.950
14	3.213	2:03.320	77	4.381	1:55.154	77	5.244	1:52.969	77	5.832	1:52.438	14	6.508	1:52.483
77	3.570	2:03.677	18	6.820	1:55.653	18	6.973	1:52.259	18	6.407	1:51.284	18	6.811	1:51.791
3	5.215	2:05.322	3	10.354	1:59.482	3	16.058	1:57.810	3	20.057	1:55.849	3	24.148	1:55.478
18	5.510	2:05.617	49	10.646	1:58.577	49	16.239	1:57.699	49	20.674	1:56.285	49	24.941	1:55.654
49	6.412	2:06.519	56	11.028	1:57.752	56	16.662	1:57.740	56	21.038	1:56.226	56	25.147	1:55.496
69	7.421	2:07.528	33	12.873	1:59.222	33	17.078	1:56.311	33	21.345	1:56.117	33	25.594	1:55.636
56	7.619	2:07.726	69	13.358	2:00.280	69	19.151	1:57.899	69	24.253	1:56.952	69	29.593	1:56.727
33	7.994	2:08.101	99	14.002	1:57.439	99	19.511	1:57.615	99	24.578	1:56.917	99	29.613	1:56.422
99	10.906	2:11.013	74	23.617	2:05.049	5	30.560	1:57.365	5	35.594	1:56.884	5	39.973	1:55.766
74	12.911	2:13.018	5	25.301	2:00.659	74	33.944	2:02.433	74	42.500	2:00.406	74	51.497	2:00.384
98	17.737	2:17.844	98	32.711	2:09.317	98	50.455	2:09.850	98	1:05.300	2:06.695	98	1:19.919	2:06.006
5	18.985	2:19.092												

MCRCB BULLETIN TK102

2008 Henderson Yamaha R1 Cup

RACE 3 - LAP CHART

Lap 6			Lap 7			Lap 8			Lap 9			Lap 10		
No	Behind	Laptime	No	Behind	Laptime	No	Behind	Laptime	No	Behind	Laptime	No	Behind	Laptime
555		1:50.599	555		1:50.814	555		1:50.823	11		1:49.720	11		1:49.219
2	0.522	1:50.838	2	0.240	1:50.532	11	0.265	1:50.396	555	1.396	1:51.381	555	2.508	1:50.331
10	0.858	1:50.639	11	0.692	1:50.392	2	0.439	1:51.022	2	1.413	1:50.959	2	2.632	1:50.438
11	1.114	1:51.132	10	0.730	1:50.686	10	0.572	1:50.665	10	1.650	1:51.063	10	2.772	1:50.341
15	5.031	1:51.285	15	3.572	1:49.355	15	2.638	1:49.889	15	2.733	1:50.080	15	3.348	1:49.834
118	6.231	1:51.057	118	6.196	1:50.779	77	6.222	1:49.993	77	7.168	1:50.931	77	8.578	1:50.629
34	7.690	1:52.346	77	7.052	1:49.741	118	6.986	1:51.613	118	8.539	1:51.538	14	9.482	1:50.044
14	7.812	1:51.903	14	7.256	1:50.258	14	7.169	1:50.736	14	8.657	1:51.473	18	9.715	1:49.989
77	8.125	1:52.329	18	7.833	1:50.193	18	7.491	1:50.481	18	8.945	1:51.439	118	11.140	1:51.820
18	8.454	1:52.242	34	8.804	1:51.928	34	8.933	1:50.952	34	10.590	1:51.642	34	13.686	1:52.315
49	28.758	1:54.416	56	33.601	1:55.257	49	36.653	1:53.620	98	1 LAP	2:05.909	98	1 LAP	2:04.108
56	29.158	1:54.610	49	33.856	1:55.912	56	36.906	1:54.128	49	38.896	1:52.228	49	40.976	1:51.299
33	30.058	1:55.063	33	34.403	1:55.159	33	38.133	1:54.553	56	39.398	1:52.477	56	42.550	1:52.371
99	33.063	1:54.049	99	36.368	1:54.119	99	38.541	1:52.996	33	42.810	1:54.662	33	49.276	1:55.685
69	35.604	1:56.610	69	40.344	1:55.554	69	45.012	1:55.491	99	42.853	1:54.297	99	51.645	1:58.011
5	47.527	1:58.153	5	1:04.967	2:08.254	74	1:21.544	2:00.501	69	50.683	1:55.656	69	57.264	1:55.800
74	1:02.240	2:01.342	74	1:11.866	2:00.440				74	1:32.349	2:00.790	74	1:42.765	1:59.635
98	1:35.463	2:06.143	98	1:49.361	2:04.712									

MCRCB BULLETIN TK102

2008 Henderson Yamaha R1 Cup

RACE 3 - LAP CHART

Lap 11			Lap 12		
No	Behind	Laptime	No	Behind	Laptime
11		1:50.112	11		1:49.504
555	2.852	1:50.456	74	1 LAP	1:59.632
2	2.915	1:50.395	555	3.374	1:50.026
10	3.420	1:50.760	15	3.495	1:49.513
15	3.486	1:50.250	2	3.618	1:50.207
77	8.892	1:50.426	10	3.881	1:49.965
14	9.203	1:49.833	77	9.711	1:50.323
18	9.429	1:49.826	14	9.865	1:50.166
118	11.657	1:50.629	18	10.139	1:50.214
34	15.448	1:51.874	118	14.217	1:52.064
98	1 LAP	2:02.462	34	18.669	1:52.725
49	41.764	1:50.900	49	43.677	1:51.417
56	46.660	1:54.222	56	52.414	1:55.258
33	54.945	1:55.781	98	1 LAP	2:03.835
99	55.383	1:53.850	33	1:00.727	1:55.286
69	1:02.616	1:55.464	99	1:00.782	1:54.903
			69	1:08.625	1:55.513

MCRCB BULLETIN TK103

2008 Henderson Yamaha R1 Cup RACE 3 - POSITION CHART

No	Name	Laps Pos	1	2	3	4	5	6	7	8	9	10	11	12
			555	EMMETT	1	555	2	2	555	555	555	555	555	11
2	MASON	2	2	555	555	2	2	2	2	11	555	555	555	555
19	COATES	3	19	11	11	11	11	10	11	2	2	2	2	15
11	WARREN	4	11	34	10	10	10	10	11	10	10	10	10	2
15	WILSON	5	15	15	34	15	15	15	15	15	15	15	15	10
34	WILSON	6	34	10	15	34	118	118	118	77	77	77	77	77
118	INGRAM	7	118	118	118	118	34	34	77	118	118	14	14	14
10	KIRKHAM	8	10	14	14	14	77	14	14	14	14	18	18	18
14	KENNEDY	9	14	77	77	77	14	77	18	18	18	118	118	118
77	NUTT	10	77	18	18	18	18	18	34	34	34	34	34	34
3	BISHOP	11	3	3	3	3	3	49	56	49	49	49	49	49
18	COX	12	18	49	49	49	49	56	49	56	56	56	56	56
49	CLARKE	13	49	56	56	56	56	33	33	33	33	33	33	33
69	SHOESMITH	14	69	33	33	33	33	99	99	99	99	99	99	99
56	ETHERIDGE	15	56	69	69	69	69	69	69	69	69	69	69	69
33	NEEVES	16	33	99	99	99	99	5	5	74	74	74	74	74
99	LYNN	17	99	74	5	5	5	74	74	98	98	98	98	98
74	GARSDIE	18	74	5	74	74	74	98	98					
98	KENTISH	19	98	98	98	98	98							
5	KENNEDY	20	5											

MCRCB BULLETIN TK104

2008 Henderson Yamaha R1 Cup

RACE 3 - SECTOR ANALYSIS

2	Gary MASON VTune/ Airmax/ Tamworth Yamaha														
1 -	135.6	56.108	118.8	31.069	130.6	2:00.208	7 -	27.155	141.3	53.004	122.7	30.373	127.8	1:50.532	
2 -	28.159	138.1	55.083	117.1	31.000	126.1	1:54.242	8 -	27.225	141.3	52.833	121.1	30.964	129.6	1:51.022
3 -	27.415	139.2	53.932	120.3	30.759	127.3	1:52.106	9 -	27.734	138.9	52.934	123.6	30.291	128.1	1:50.959
4 -	27.370	140.4	54.163	121.1	30.951	129.6	1:52.484	10 -	26.961	138.7	53.077	122.0	30.400	129.6	1:50.438
5 -	27.181	141.6	53.353	120.1	30.502	129.1	1:51.036	11 -	26.763	140.1	53.433	122.9	30.199	127.8	1:50.395
6 -	27.505	139.8	53.177	122.5	30.156	128.8	1:50.838	12 -	27.030	142.5	52.614	119.6	30.563	123.6	1:50.207
3	Charlie BISHOP Team Phoenix / PBM														
1 -	129.3	57.806	113.0	32.496	122.9	2:05.322	4 -	28.721	136.1	55.228	113.6	31.900	121.8	1:55.849	
2 -	29.613	138.4	57.673	111.8	32.196	126.1	1:59.482	5 -	28.611	132.1	55.260	114.1	31.607	124.0	1:55.478
3 -	29.405	131.8	56.201	113.0	32.204	125.2	1:57.810								
5	Robert KENNEDY PMD Racing														
1 -	130.8	1:11.576	109.5	32.584	118.1	2:19.092	5 -	28.795	135.3	55.689	116.7	31.282	120.9	1:55.766	
2 -	30.057	132.6	57.905	111.8	32.697	118.8	2:00.659	6 -	28.789	136.1	57.471	115.1	31.893	117.7	1:58.153
3 -	28.755	135.6	56.860	114.9	31.750	114.1	1:57.365	7 -	29.473	125.7	1:01.320	105.5	ln	2:08.254 P	
4 -	28.261	138.1	56.924	110.6	31.699	121.4	1:56.884								
10	Jon KIRKHAM Jon Kirkham Racing														
1 -	134.2	57.459	117.7	31.818	126.4	2:02.970	7 -	27.016	139.5	53.101	124.0	30.569	128.6	1:50.686	
2 -	28.163	138.9	54.752	120.5	30.942	125.4	1:53.857	8 -	27.102	139.2	52.984	123.1	30.579	131.1	1:50.665
3 -	27.933	137.8	54.572	122.0	30.601	124.0	1:53.106	9 -	28.309	139.2	52.438	124.7	30.316	129.1	1:51.063
4 -	27.519	140.7	52.559	122.7	30.335	125.7	1:50.413	10 -	26.920	137.8	53.022	124.5	30.399	129.8	1:50.341
5 -	27.106	141.6	52.785	123.1	30.374	129.3	1:50.265	11 -	26.903	141.3	53.352	123.1	30.505	128.1	1:50.760
6 -	27.328	140.4	53.060	123.1	30.251	128.1	1:50.639	12 -	26.884	143.1	52.761	125.0	30.320	128.1	1:49.965
11	Sam WARREN Mission Racing														
1 -	131.1	56.349	117.7	31.629	127.3	2:01.783	7 -	27.106	135.8	53.133	123.4	30.153	128.6	1:50.392	
2 -	28.407	137.5	54.346	122.0	30.836	129.1	1:53.589	8 -	27.036	140.7	52.755	123.8	30.605	128.6	1:50.396
3 -	27.928	138.4	53.914	121.6	30.928	127.6	1:52.770	9 -	27.025	133.7	52.466	123.4	30.229	126.1	1:49.720
4 -	27.080	138.9	53.362	123.4	30.830	126.9	1:51.272	10 -	26.932	135.3	52.047	123.4	30.240	126.9	1:49.219
5 -	27.211	142.5	53.285	124.5	30.464	129.8	1:50.960	11 -	26.962	137.2	52.510	121.8	30.640	123.8	1:50.112
6 -	27.911	136.7	52.885	122.7	30.336	128.6	1:51.132	12 -	26.721	138.7	52.495	122.9	30.288	118.4	1:49.504
14	Jack KENNEDY JK Racing														
1 -	135.3	57.128	119.2	31.951	126.9	2:03.320	7 -	27.127	141.9	52.643	122.5	30.488	130.3	1:50.258	
2 -	28.668	138.4	54.781	120.1	31.314	128.6	1:54.763	8 -	26.961	141.6	53.096	118.6	30.679	129.3	1:50.736
3 -	28.046	137.0	54.279	120.1	30.935	130.3	1:53.260	9 -	26.807	143.4	54.160	123.4	30.506	128.6	1:51.473
4 -	28.170	138.9	53.494	122.0	30.811	130.8	1:52.475	10 -	27.243	140.7	52.412	122.2	30.389	129.1	1:50.044
5 -	27.241	137.0	53.806	120.9	31.436	128.3	1:52.483	11 -	26.558	141.6	52.693	113.6	30.582	129.1	1:49.833
6 -	27.366	142.2	53.774	122.0	30.763	130.1	1:51.903	12 -	26.432	142.8	53.164	118.6	30.570	129.1	1:50.166
15	Ben WILSON Ben-Wilson-Racing.com														
1 -	139.2	56.433	114.5	31.940	128.3	2:01.867	7 -	26.826	141.9	52.223	122.7	30.306	130.1	1:49.355	
2 -	28.821	135.0	54.873	119.6	31.151	129.1	1:54.845	8 -	26.874	141.3	52.546	121.1	30.469	127.1	1:49.889
3 -	27.968	140.1	55.010	122.0	30.763	123.6	1:53.741	9 -	27.070	140.1	52.619	121.8	30.391	128.3	1:50.080
4 -	27.861	141.9	53.424	120.3	30.597	130.3	1:51.882	10 -	27.373	141.0	52.446	122.9	30.015	131.6	1:49.834
5 -	27.273	140.7	53.763	120.5	30.767	128.6	1:51.803	11 -	27.053	142.5	53.042	122.9	30.155	132.4	1:50.250
6 -	27.349	141.3	53.279	121.4	30.657	130.1	1:51.285	12 -	26.704	140.4	52.702	122.5	30.107	130.6	1:49.513
18	James COX Psycho Racing														
1 -	129.6	57.874	112.6	32.450	122.9	2:05.617	7 -	27.145	143.4	52.971	122.9	30.077	126.6	1:50.193	
2 -	29.322	134.8	55.254	114.3	31.077	124.7	1:55.653	8 -	26.502	141.0	53.122	116.9	30.857	128.3	1:50.481
3 -	27.922	139.2	53.717	121.1	30.620	125.4	1:52.259	9 -	26.665	142.5	54.145	124.0	30.629	127.1	1:51.439
4 -	27.226	140.4	53.395	119.4	30.663	126.1	1:51.284	10 -	27.018	141.6	52.622	123.8	30.349	126.4	1:49.989
5 -	27.642	137.5	53.103	121.4	31.046	125.9	1:51.791	11 -	26.404	141.6	52.832	113.6	30.590	127.8	1:49.826
6 -	27.362	141.6	53.975	121.6	30.905	126.1	1:52.242	12 -	26.454	143.4	53.051	117.3	30.709	129.3	1:50.214
19	Adrian COATES Stoneyford Concrete														
1 -	133.9	57.052	116.3	31.664	123.6	2:01.450									

Oulton Park International
Circuit Length = 2.6920 miles
Start: 14:11 End: 14:35

Weather / Track : Cloudy / Wet

MCRCB BULLETIN TK104

2008 Henderson Yamaha R1 Cup

RACE 3 - SECTOR ANALYSIS

33	Michael NEEVES					Team MCN									
1 -	121.8	58.409	110.4	33.022	122.0	2:08.101	7 -	28.396	132.4	55.231	116.9	31.532	123.1	1:55.159	
2 -	29.755	126.9	57.266	113.6	32.201	120.9	1:59.222	8 -	28.038	130.6	54.833	118.6	31.682	121.8	1:54.553
3 -	28.891	136.4	55.606	117.7	31.814	125.0	1:56.311	9 -	27.946	136.1	54.822	119.8	31.894	120.1	1:54.662
4 -	28.755	133.9	55.596	120.9	31.766	124.3	1:56.117	10 -	28.171	126.6	55.332	118.4	32.182	118.6	1:55.685
5 -	28.379	137.5	55.499	120.5	31.758	124.5	1:55.636	11 -	28.121	129.6	55.509	116.1	32.151	117.7	1:55.781
6 -	28.167	133.9	55.287	120.3	31.609	122.0	1:55.063	12 -	27.837	133.2	55.358	116.9	32.091	119.6	1:55.286
34	Stu WILSON					Wilhall Yamaha									
1 -	131.6	57.011	121.1	31.077	129.8	2:02.000	7 -	27.708	137.5	53.789	122.7	30.431	129.3	1:51.928	
2 -	28.363	137.2	54.901	120.7	31.053	128.1	1:54.317	8 -	26.918	138.7	53.459	121.8	30.575	127.1	1:50.952
3 -	28.077	137.0	54.760	120.3	30.916	128.3	1:53.753	9 -	27.100	136.7	53.984	119.2	30.558	127.8	1:51.642
4 -	27.797	137.2	54.177	122.5	31.063	126.6	1:53.037	10 -	27.488	137.5	53.657	120.5	31.170	125.0	1:52.315
5 -	27.412	138.1	54.106	120.7	31.111	129.6	1:52.629	11 -	27.340	137.2	53.770	119.8	30.764	126.9	1:51.874
6 -	27.799	138.7	53.814	122.0	30.733	125.4	1:52.346	12 -	27.737	135.3	53.841	121.1	31.147	124.3	1:52.725
49	Brendan CLARKE														
1 -	128.8	58.722	112.0	32.734	120.7	2:06.519	7 -	29.051	137.8	55.416	113.9	31.445	125.2	1:55.912	
2 -	28.835	134.2	57.578	114.1	32.164	124.3	1:58.577	8 -	27.749	142.5	54.510	118.8	31.361	124.0	1:53.620
3 -	29.012	139.8	56.662	113.2	32.025	125.0	1:57.699	9 -	27.280	142.5	54.022	119.0	30.926	125.4	1:52.228
4 -	28.695	138.9	55.802	116.9	31.788	121.8	1:56.285	10 -	27.115	141.6	53.459	119.6	30.725	124.3	1:51.299
5 -	27.959	134.8	56.183	115.3	31.512	124.0	1:55.654	11 -	26.742	141.9	53.040	120.1	31.118	123.8	1:50.900
6 -	27.693	140.7	55.497	119.4	31.226	122.2	1:54.416	12 -	27.261	140.7	53.461	118.6	30.695	127.1	1:51.417
56	Shannon ETHERIDGE					Shannon Etheridge Racing									
1 -	124.5	58.715	117.7	32.902	121.8	2:07.726	7 -	28.431	130.6	55.460	120.5	31.366	122.9	1:55.257	
2 -	29.893	127.8	56.295	121.1	31.564	126.6	1:57.752	8 -	28.314	135.6	54.749	121.1	31.065	125.0	1:54.128
3 -	28.852	129.8	56.769	120.7	32.119	125.2	1:57.740	9 -	27.523	139.2	54.078	121.4	30.876	125.2	1:52.477
4 -	28.743	132.4	55.824	121.8	31.659	124.5	1:56.226	10 -	27.168	138.1	53.817	122.5	31.386	122.5	1:52.371
5 -	28.408	135.6	55.442	117.5	31.646	125.0	1:55.496	11 -	27.834	133.7	55.038	119.6	31.350	124.0	1:54.222
6 -	27.635	135.6	55.803	120.7	31.172	124.3	1:54.610	12 -	27.897	135.0	55.743	118.8	31.618	122.7	1:55.258
69	Paul SHOESMITH					Ice Valley									
1 -	125.7	58.916	115.5	32.891	124.3	2:07.528	7 -	28.308	133.9	55.309	119.6	31.937	127.1	1:55.554	
2 -	29.926	134.2	57.487	114.9	32.867	124.0	2:00.280	8 -	28.289	135.0	55.470	117.9	31.732	126.6	1:55.491
3 -	29.466	137.0	56.238	117.3	32.195	127.6	1:57.899	9 -	28.455	135.0	55.368	118.8	31.833	126.1	1:55.656
4 -	29.069	136.7	55.824	116.3	32.059	126.9	1:56.952	10 -	28.334	129.8	55.676	118.8	31.790	124.7	1:55.800
5 -	28.697	134.8	55.923	117.9	32.107	126.9	1:56.727	11 -	28.431	131.1	55.396	119.0	31.637	127.1	1:55.464
6 -	28.831	137.0	55.653	118.6	32.126	126.4	1:56.610	12 -	28.064	133.7	55.357	119.0	32.092	125.4	1:55.513
74	Neal GARSIDE					Neal Garside Racing									
1 -	117.3	1:03.490	105.7	33.305	115.5	2:13.018	7 -	29.541	125.9	57.784	113.7	33.115	114.3	2:00.440	
2 -	30.479	132.4	1:00.683	110.2	33.887	109.5	2:05.049	8 -	29.616	124.3	57.445	112.0	33.440	112.0	2:00.501
3 -	30.424	122.7	59.135	112.8	32.874	114.7	2:02.433	9 -	29.573	121.1	58.102	113.0	33.115	117.3	2:00.790
4 -	29.812	130.3	57.645	110.4	32.949	110.6	2:00.406	10 -	29.460	120.3	57.874	111.1	32.301	115.3	1:59.635
5 -	29.657	129.8	57.722	112.2	33.005	113.4	2:00.384	11 -	29.446	123.8	57.780	106.9	32.406	119.6	1:59.632
6 -	29.538	123.4	58.957	107.9	32.847	115.3	2:01.342								
77	Marty NUTT					Double M Racing / NuttTravel.com									
1 -	131.3	57.722	119.2	31.799	125.9	2:03.677	7 -	27.193	142.2	52.640	123.1	29.908	127.6	1:49.741	
2 -	28.843	137.5	55.178	120.7	31.133	126.4	1:55.154	8 -	27.067	141.0	52.698	122.5	30.228	128.3	1:49.993
3 -	28.052	137.5	54.214	122.5	30.703	124.5	1:52.969	9 -	27.097	139.2	53.526	122.0	30.308	125.9	1:50.931
4 -	28.287	137.5	53.661	121.4	30.490	130.8	1:52.438	10 -	27.044	140.1	53.110	122.5	30.475	126.6	1:50.629
5 -	27.309	138.9	53.622	124.5	31.019	128.8	1:51.950	11 -	26.890	138.7	53.157	118.4	30.379	128.3	1:50.426
6 -	27.472	136.1	54.153	123.1	30.704	126.6	1:52.329	12 -	26.609	138.9	53.194	119.8	30.520	126.1	1:50.323
98	Kyle KENTISH					Deadline Racing									
1 -	112.8	1:03.396	99.3	35.722	110.2	2:17.844	7 -	30.659	125.9	59.963	104.4	34.090	117.3	2:04.712	
2 -	31.953	121.4	1:02.033	101.2	35.331	109.3	2:09.317	8 -	31.436	116.3	1:00.699	101.4	33.774	118.1	2:05.909
3 -	31.963	119.0	1:02.933	102.0	34.954	115.5	2:09.850	9 -	30.440	125.0	59.748	108.2	33.920	119.8	2:04.108
4 -	30.925	123.1	1:01.141	100.8	34.629	118.1	2:06.695	10 -	30.114	126.4	58.818	108.2	33.530	122.7	2:02.462
5 -	30.693	123.1	1:01.167	104.2	34.146	115.3	2:06.006	11 -	30.300	128.8	59.620	104.7	33.915	117.1	2:03.835
6 -	30.675	121.4	1:01.196	105.8	34.272	113.4	2:06.143								

Oulton Park International
Circuit Length = 2.6920 miles
Start: 14:11 End: 14:35

Weather / Track : Cloudy / Wet

MCRCB BULLETIN TK104

2008 Henderson Yamaha R1 Cup RACE 3 - SECTOR ANALYSIS

99		Rod LYNN				Top Fit Tow Bars Ltd									
1 -	122.5	1:01.177	112.4	32.947	123.1	2:11.013	7 -	28.162	137.8	54.425	120.1	31.532	122.2	1:54.119	
2 -	29.053	136.7	56.238	119.6	32.148	125.9	1:57.439	8 -	27.594	139.2	54.028	119.8	31.374	125.9	1:52.996
3 -	28.977	131.3	56.543	117.1	32.095	125.2	1:57.615	9 -	27.767	133.2	55.100	127.6	31.430	123.1	1:54.297
4 -	29.070	134.5	55.762	118.4	32.085	127.3	1:56.917	10 -	27.474	140.7	58.929	116.9	31.608	120.1	1:58.011
5 -	28.533	132.9	56.236	116.9	31.653	127.1	1:56.422	11 -	27.408	136.4	55.057	118.8	31.385	126.6	1:53.850
6 -	27.790	138.9	54.656	118.1	31.603	124.3	1:54.049	12 -	27.700	132.9	55.311	118.6	31.892	122.5	1:54.903
118		John INGRAM				Co-Ordit Racing									
1 -	128.3	56.676	116.9	31.650	128.8	2:02.400	7 -	26.912	140.1	53.297	122.5	30.570	127.6	1:50.779	
2 -	28.666	136.1	55.506	118.8	31.078	126.6	1:55.250	8 -	27.153	139.5	53.882	121.6	30.578	128.1	1:51.613
3 -	28.129	133.4	54.498	120.3	30.846	127.1	1:53.473	9 -	26.992	139.5	53.937	123.8	30.609	127.8	1:51.538
4 -	28.026	135.8	53.761	121.1	30.754	127.8	1:52.541	10 -	27.422	131.1	53.756	123.6	30.642	127.8	1:51.820
5 -	27.250	137.2	53.852	120.9	30.800	128.1	1:51.902	11 -	26.961	137.8	53.074	122.5	30.594	127.1	1:50.629
6 -	27.144	139.8	53.236	122.7	30.677	128.1	1:51.057	12 -	27.179	138.9	53.819	122.2	31.066	127.6	1:52.064
555		Sean EMMETT				Hill Oldridge Racing									
1 -	135.0	55.958	113.2	31.486	122.9	2:00.107	7 -	26.936	139.5	53.260	117.1	30.618	123.8	1:50.814	
2 -	28.408	138.4	55.411	116.9	30.870	125.7	1:54.689	8 -	27.065	139.8	53.058	115.1	30.700	123.4	1:50.823
3 -	27.312	136.7	54.411	119.4	30.406	127.6	1:52.129	9 -	27.127	136.7	53.552	116.9	30.702	124.0	1:51.381
4 -	27.066	138.9	53.852	117.5	30.563	127.3	1:51.481	10 -	27.037	138.4	52.816	117.7	30.478	124.0	1:50.331
5 -	27.248	139.2	53.684	118.6	30.455	126.6	1:51.387	11 -	26.974	140.1	53.158	119.8	30.324	125.0	1:50.456
6 -	27.232	138.4	52.994	117.9	30.373	124.5	1:50.599	12 -	26.769	138.7	52.812	116.7	30.445	126.4	1:50.026

MCRCB BULLETIN TK105

2008 Henderson Yamaha R1 Cup RACE 3 - SPEED TRAPS

SECTOR 1				SECTOR 2			FINISH LINE		
POS	NO	NAME	MPH	NO	NAME	MPH	NO	NAME	MPH
1	14	Jack KENNEDY	143.4	10	Jon KIRKHAM	125.0	15	Ben WILSON	132.4
2	18	James COX	143.4	11	Sam WARREN	124.5	10	Jon KIRKHAM	131.1
3	10	Jon KIRKHAM	143.1	77	Marty NUTT	124.5	14	Jack KENNEDY	130.8
4	2	Gary MASON	142.5	18	James COX	124.0	77	Marty NUTT	130.8
5	11	Sam WARREN	142.5	118	John INGRAM	123.8	2	Gary MASON	130.6
6	15	Ben WILSON	142.5	2	Gary MASON	123.6	11	Sam WARREN	129.8
7	49	Brendan CLARKE	142.5	14	Jack KENNEDY	123.4	34	Stu WILSON	129.8
8	77	Marty NUTT	142.2	15	Ben WILSON	122.9	18	James COX	129.3
9	99	Rod LYNN	140.7	34	Stu WILSON	122.7	118	John INGRAM	128.8
10	3	Charlie BISHOP	140.4	56	Shannon ETHERIDGE	122.5	69	Paul SHOESMITH	127.6
11	118	John INGRAM	140.1	99	Rod LYNN	121.6	555	Sean EMMETT	127.6
12	555	Sean EMMETT	140.1	33	Michael NEEVES	120.9	99	Rod LYNN	127.3
13	56	Shannon ETHERIDGE	139.2	49	Brendan CLARKE	120.1	49	Brendan CLARKE	127.1
14	34	Stu WILSON	138.7	555	Sean EMMETT	119.8	56	Shannon ETHERIDGE	126.6
15	5	Robert KENNEDY	138.1	69	Paul SHOESMITH	119.6	3	Charlie BISHOP	126.1
16	33	Michael NEEVES	137.5	5	Robert KENNEDY	116.7	33	Michael NEEVES	125.0
17	69	Paul SHOESMITH	137.0	19	Adrian COATES	116.3	19	Adrian COATES	123.6
18	19	Adrian COATES	133.9	3	Charlie BISHOP	114.1	98	Kyle KENTISH	122.7
19	74	Neal GARSIDE	132.4	74	Neal GARSIDE	113.7	5	Robert KENNEDY	121.4
20	98	Kyle KENTISH	128.8	98	Kyle KENTISH	108.2	74	Neal GARSIDE	119.6

Weather / Track : Cloudy / Wet

www.tsl-timing.com

Oulton Park International
Circuit Length = 2.6920 miles
Start: 14:11 End: 14:35

Printed - 14.37 Monday, 05 May 2008

MCRCB BULLETIN TK106

2008 Henderson Yamaha R1 Cup RACE 3 - BEST SECTOR TIMES

SECTOR 1			SECTOR 2			SECTOR 3			IDEAL / BEST COMPARISON						
POS	NO	NAME	TIME	NO	NAME	TIME	NO	NAME	TIME	POS	NO	NAME	IDEAL	BEST	DIFF
1	18	COX	26.404	11	WARREN	52.047	77	NUTT	29.908	1	11	WARREN	1:48.921	1:49.219	0.298
2	14	KENNEDY	26.432	15	WILSON	52.223	15	WILSON	30.015	2	15	WILSON	1:48.942	1:49.355	0.413
3	77	NUTT	26.609	14	KENNEDY	52.412	18	COX	30.077	3	18	COX	1:49.103	1:49.826	0.723
4	15	WILSON	26.704	10	KIRKHAM	52.438	11	WARREN	30.153	4	77	NUTT	1:49.157	1:49.741	0.584
5	11	WARREN	26.721	2	MASON	52.614	2	MASON	30.156	5	14	KENNEDY	1:49.233	1:49.833	0.600
6	49	CLARKE	26.742	18	COX	52.622	10	KIRKHAM	30.251	6	2	MASON	1:49.533	1:50.207	0.674
7	2	MASON	26.763	77	NUTT	52.640	555	EMMETT	30.324	7	10	KIRKHAM	1:49.573	1:49.965	0.392
8	555	EMMETT	26.769	555	EMMETT	52.812	14	KENNEDY	30.389	8	555	EMMETT	1:49.905	1:50.026	0.121
9	10	KIRKHAM	26.884	49	CLARKE	53.040	34	WILSON	30.431	9	49	CLARKE	1:50.477	1:50.900	0.423
10	118	INGRAM	26.912	118	INGRAM	53.074	118	INGRAM	30.570	10	118	INGRAM	1:50.556	1:50.629	0.073
11	34	WILSON	26.918	34	WILSON	53.459	49	CLARKE	30.695	11	34	WILSON	1:50.808	1:50.952	0.144
12	56	ETHERIDGE	27.168	56	ETHERIDGE	53.817	56	ETHERIDGE	30.876	12	56	ETHERIDGE	1:51.861	1:52.371	0.510
13	99	LYNN	27.408	99	LYNN	54.028	5	KENNEDY	31.282	13	99	LYNN	1:52.810	1:52.996	0.186
14	33	NEEVES	27.837	33	NEEVES	54.822	99	LYNN	31.374	14	33	NEEVES	1:54.191	1:54.553	0.362
15	3	BISHOP	28.034	3	BISHOP	55.228	33	NEEVES	31.532	15	3	BISHOP	1:54.869	1:55.478	0.609
16	69	SHOESMITH	28.064	69	SHOESMITH	55.309	3	BISHOP	31.607	16	69	SHOESMITH	1:55.010	1:55.464	0.454
17	5	KENNEDY	28.261	5	KENNEDY	55.689	69	SHOESMITH	31.637	17	5	KENNEDY	1:55.232	1:55.766	0.534
18	74	GARSDIE	29.446	19	COATES	57.052	19	COATES	31.664	18	74	GARSDIE	1:59.192	1:59.632	0.440
19	98	KENTISH	30.114	74	GARSDIE	57.445	74	GARSDIE	32.301	19	19	COATES	2:00.125	2:01.450	1.325
20	19	COATES	31.409	98	KENTISH	58.818	98	KENTISH	33.530	20	98	KENTISH	2:02.462	2:02.462	0.000
											Perfect Lap		1:48.359		

