



BRITISH SUPERSPORT

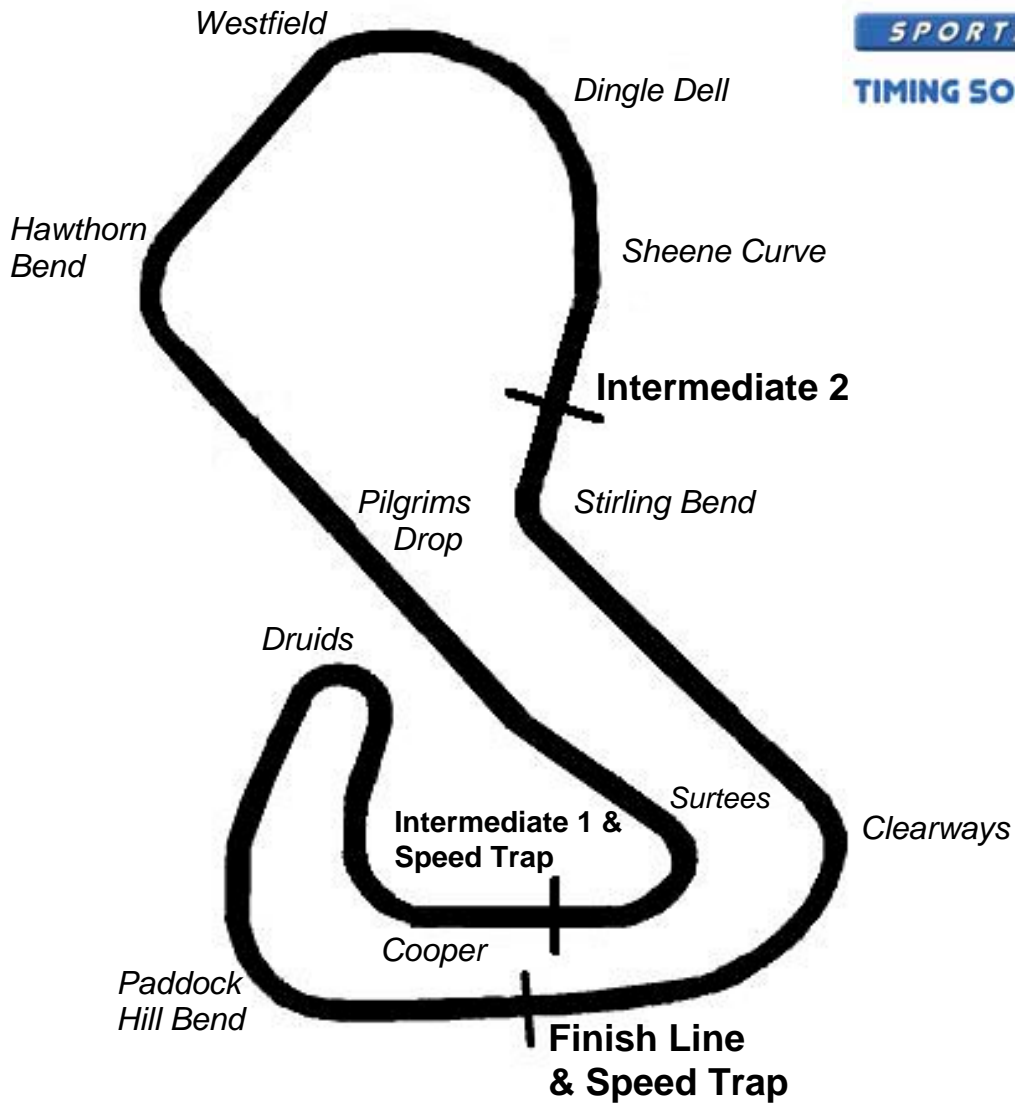
Round 1a
Brands Hatch

10th - 11th May 2008



Results Provided by Timing Solutions Ltd
www.tsl-timing.com

BRANDS HATCH GP



Circuit Length: 2.3009 miles / 3702.9 metres
 Intermediate 1: 1116 metres
 Intermediate 2: 2928 metres
 Pit In: 3646 metres
 Pit Out: 64 metres after Finish Line
 Pit In – Pit Out: 314 metres, @ 60kph = 18.8 seconds, @ 80kph = 14.1 seconds

Lap Records		Best Sector Information					
		Sector 1	S1 Trap (mph)	Sector 2	S2 Trap (mph)	Sector 3	F/L Trap (mph)
Superbikes	1:25.724	27.193	131.5	37.852	NONE	19.931	165.3
Supersport	1:28.688	28.145	123.3	39.397	NONE	20.819	152.2
Superstock	1:29.317	28.432	123.1	39.933	NONE	20.893	157.1
Yamaha R1	To Be Est.	N/A	N/A	N/A	NONE	N/A	N/A
125GP	1:34.274	28.976	108.8	41.559	NONE	22.431	129.8


MCRCB BULLETIN TK004

2008 Fuchs-Silkolene British Supersport Championship & Supersport Cup

RACE 13 - PROVISIONAL GRID

ROW 10	32 Paul VEAZEY	71 Rob FROST	93 Lee CHISNALL	54 Jack GROVES
ROW 9	44 Alistair FAGAN	82 Adam TEMPEST	41 Ben TAYLOR	58 Conor O'BRIEN
ROW 8	76 Ross WALTER	85 Jonathan HARRISON	21 David HALLETT	67 Glynn THOMAS
ROW 7	72 James DYE	11 Andy WEYMOUTH	18 Pete SPALDING	37 James HILLIER
ROW 6	51 Matthew WHITMAN	74 Dean HIPWELL	6 James WEBB	55 Ashley BEECH
ROW 5	20 Daniel COOPER	33 Aaron WALKER	5 Steven NEATE	77 Marty NUTT
ROW 4	43 Patrick McDOUGALL	94 Ben WYLIE	48 Joe DICKINSON	36 BJ TOAL
ROW 3	27 James WESTMORELAND	53 Midge SMART	31 Sam OWENS	96 Paul YOUNG
ROW 2	8 Ian HUTCHINSON	2 Ian LOWRY	17 Steve BROGAN	26 Chris MARTIN
ROW 1	75 Craig FITZPATRICK	4 John McGUINNESS	45 Glen RICHARDS	3 Hudson KENNAUGH

Pole



Brands Hatch GP
Circuit Length = 2.3009 miles

These results are provisional until the conclusion of any judicial and technical matters.

Race Director :

Stewards :

Timekeeper :

MCRCB BULLETIN TK026

2008 Fuchs-Silkolene British Supersport Championship & Supersport Cup

FREE PRACTICE 1 - CLASSIFICATION

POS	NO	CL	NAME	ENTRY	TIME	ON	LAPS	GAP	DIFF	MPH
1	17		Steve BROGAN	Honda - HM Plant Honda	1:30.645	11	14			91.38
2	45		Glen RICHARDS	Triumph - MAP Embassy Racing	1:30.701	8	14	0.056	0.056	91.32
3	75	C	Craig FITZPATRICK	Yamaha - BLDS Couriers	1:31.162	8	15	0.517	0.461	90.86
4	11	C	Andy WEYMOUTH	Yamaha - Linxcel / Seton Tuning	1:31.377	13	14	0.732	0.215	90.64
5	8		Ian HUTCHINSON	Yamaha - AIM Racing	1:31.409	9	14	0.764	0.032	90.61
6	48		Joe DICKINSON	Yamaha - Trucklinks Yamaha	1:31.524	11	14	0.879	0.115	90.50
7	2		Ian LOWRY	Suzuki - Relentless Suzuki by TAS	1:31.524	9	9	0.879	0.000	90.50
8	36		BJ TOAL	Yamaha - Virgin Media Yamaha	1:31.560	9	9	0.915	0.036	90.46
9	96		Paul YOUNG	Triumph - MAP Embassy Racing	1:31.578	5	15	0.933	0.018	90.44
10	4		John McGUINNESS	Honda - Padgetts Batley Ltd	1:31.601	13	14	0.956	0.023	90.42
11	5		Steven NEATE	Kawasaki - Gearlink Kawasaki	1:31.661	13	15	1.016	0.060	90.36
12	20		Daniel COOPER	Honda - Centurion Racing	1:31.720	16	16	1.075	0.059	90.30
13	76	C	Ross WALTER	Triumph - Interserve Racing	1:31.788	13	14	1.143	0.068	90.24
14	27		James WESTMORELAND	Honda - Centurion Racing	1:31.847	15	16	1.202	0.059	90.18
15	43	C	Patrick McDOUGALL	Yamaha - Beowulf Racing	1:31.922	9	14	1.277	0.075	90.11
16	33		Aaron WALKER	Honda - TJW Racing	1:32.002	8	11	1.357	0.080	90.03
17	3		Hudson KENNAUGH	Yamaha - Raceways Yamaha	1:32.145	7	7	1.500	0.143	89.89
18	18		Pete SPALDING	Yamaha - Linxcel / Seton Tuning	1:32.224	8	14	1.579	0.079	89.81
19	37		James HILLIER	Kawasaki - JMH Racing	1:32.258	10	12	1.613	0.034	89.78
20	53		Midge SMART	Yamaha - Wylie & Holland Racing	1:32.284	6	9	1.639	0.026	89.75
21	71		Rob FROST	Triumph - Team Buff	1:32.358	12	16	1.713	0.074	89.68
22	94		Ben WYLIE	Yamaha - Wylie & Holland Racing	1:32.416	8	11	1.771	0.058	89.62
23	6		James WEBB	Honda - Padgetts Motorcycles	1:32.448	11	15	1.803	0.032	89.59
24	31		Sam OWENS	Honda - Premier Motorsport	1:32.510	7	11	1.865	0.062	89.53
25	55		Ashley BEECH	Yamaha - Colin Appleyard / Macadam R'g	1:32.762	12	12	2.117	0.252	89.29
26	44	C	Alistair FAGAN	Triumph - JHS Racing	1:32.983	2	4	2.338	0.221	89.08
27	74	C	Dean HIPWELL	Yamaha - Atherton Godfrey Solicitors	1:33.155	12	12	2.510	0.172	88.91
28	26		Chris MARTIN	Kawasaki - Gearlink Kawasaki	1:33.888	3	10	3.243	0.733	88.22
29	21	C	David HALLETT	Triumph - TCG Motorsport	1:33.929	12	14	3.284	0.041	88.18
30	72	C	James DYE	Triumph - Team Buff	1:34.014	11	13	3.369	0.085	88.10
31	32	C	Paul VEAZEY	Kawasaki - Astro Kawasaki	1:34.260	13	13	3.615	0.246	87.87
32	58		Conor O'BRIEN	Honda - Arkwood Honda	1:34.584	9	11	3.939	0.324	87.57
33	93	C	Lee CHISNALL	Kawasaki - LC Racing	1:34.806	4	4	4.161	0.222	87.36
34	41	C	Ben TAYLOR	Honda - M&B Motorsport	1:35.213	10	10	4.568	0.407	86.99
35	85	C	Jonathan HARRISON	Yamaha - Harrison Bros Racing	1:35.273	10	13	4.628	0.060	86.94
36	82	C	Adam TEMPEST	Triumph - Slippery Sam Racing	1:35.786	10	10	5.141	0.513	86.47
37	67	C	Glynn THOMAS	Honda - GLT Racing	1:35.803	14	14	5.158	0.017	86.46

Weather / Track : Sunny / Dry

These results are provisional until the conclusion of any judicial and technical matters.

Brands Hatch GP
Circuit Length = 2.3009 miles
Start: 12:01 End: 12:37

Race Director :	Stewards :	Timekeeper :

MCRCB BULLETIN TK027

2008 Fuchs-Silkolene British Supersport Championship & Supersport Cup

FREE PRACTICE 1 - SECTOR ANALYSIS

2	Ian LOWRY Relentless Suzuki by TAS										
1 -	Out	82.5	45.392	In	2:35.661 P	6 -	Out	99.6	42.618	22.161 141.0	1:39.638
2 -	Out	108.9	42.915	22.302 141.0	1:36.726	7 -	29.731 112.8	41.364	21.971 143.7	1:33.066	
3 -			In	In	11:24.081 P	8 -	29.146 115.7	40.770	21.812 143.1	1:31.728	
4 -	Out	106.5	41.943	21.850 142.8	1:38.383	9 -	28.881 116.1	40.637	22.006 144.0	1:31.524	
5 -	29.200 113.4		In	In	4:48.882 P						
3	Hudson KENNAUGH Raceways Yamaha										
1 -	Out	94.0	44.817	22.966 140.4	1:46.311	5 -	29.451 108.1	41.804	In	2:53.379 P	
2 -	39.541 44.6	56.618	In	In	16:04.934 P	6 -	Out 108.6	41.385	21.841 145.3	1:37.103	
3 -	Out 97.8	43.543	22.488 143.1	1:38.503	7 -	29.691 108.8	40.852	21.602 139.2	1:32.145		
4 -	30.048 102.5	41.427	21.914 143.7	1:33.389							
4	John McGUINNESS Padgetts Batley Ltd										
1 -	Out	96.3	44.633	In	2:32.011 P	8 -	29.270 112.8	41.385	22.021 141.3	1:32.676	
2 -	Out	106.7	42.254	26.045 140.7	1:40.441	9 -	31.570 109.8	41.446	21.938 141.6	1:34.954	
3 -	31.049 107.7	41.791	21.923 143.4	1:34.763	10 -	29.199 112.8	41.046	21.805 142.2	1:32.050		
4 -	29.387 111.7	41.612	21.994 142.8	1:32.993	11 -	29.179 113.0	41.197	21.951 142.5	1:32.327		
5 -	29.751 110.9	In	In	10:11.829 P	12 -	29.042 113.7	41.500	21.969 141.9	1:32.511		
6 -	Out 98.1	44.121	22.529 140.7	1:41.351	13 -	29.066 114.3	40.815	21.720 142.2	1:31.601		
7 -	29.757 112.2	41.483	22.147 141.3	1:33.387	14 -	28.972 114.3	40.836	21.816 138.4	1:31.624		
5	Steven NEATE Gearlink Kawasaki										
1 -	Out	99.4	44.050	22.655 143.1	1:39.802	9 -	29.413 111.8	40.908	21.723 143.1	1:32.044	
2 -	30.321 109.8	41.987	22.425 144.3	1:34.733	10 -	29.167 111.1	40.887	21.725 144.0	1:31.779		
3 -	29.617 110.2	41.209	21.869 145.3	1:32.695	11 -	29.290 111.5	41.336	21.538 144.3	1:32.164		
4 -	29.675 106.5	41.863	22.196 144.3	1:33.734	12 -	29.205 108.9	41.155	21.733 143.4	1:32.093		
5 -	29.663 108.8	41.530	21.959 142.8	1:33.152	13 -	29.126 109.7	40.901	21.634 143.1	1:31.661		
6 -		In	In	9:24.325 P	14 -	29.077 112.8	41.376	21.692 143.1	1:32.145		
7 -	Out 107.7	41.859	22.065 143.4	1:36.487	15 -	29.187 108.8	41.525	21.804 144.6	1:32.516		
8 -	29.377 111.7	41.417	21.693 144.9	1:32.487							
6	James WEBB Padgetts Motorcycles										
1 -	Out	100.3	44.130	22.828 141.3	1:40.136	9 -	29.486 113.0	41.380	21.956 142.8	1:32.822	
2 -	30.289 106.4	41.843	22.337 142.8	1:34.469	10 -	29.439 112.8	41.254	21.847 142.8	1:32.540		
3 -	29.793 108.4	41.824	21.813 144.9	1:33.430	11 -	29.494 113.6	41.151	21.803 142.8	1:32.448		
4 -	29.818 109.8	42.057	22.059 144.9	1:33.934	12 -	29.569 112.0	41.409	21.940 142.2	1:32.918		
5 -	29.723 111.8	41.366	21.880 144.0	1:32.969	13 -	29.538 112.0	41.239	21.773 142.8	1:32.550		
6 -		In	In	9:43.529 P	14 -	29.519 113.2	41.463	21.859 143.7	1:32.841		
7 -	Out 100.5	43.016	22.562 140.7	1:39.476	15 -	29.618 113.4	41.277	21.915 141.9	1:32.810		
8 -	29.806 108.8	41.567	21.983 142.8	1:33.356							
8	Ian HUTCHINSON AIM Racing										
1 -	Out	100.3	43.205	22.480 142.5	1:39.448	8 -	29.063 113.6	41.075	21.668 144.6	1:31.806	
2 -	30.139 115.7	42.487	22.093 143.7	1:34.719	9 -	29.162 117.9	40.686	21.561 145.3	1:31.409		
3 -	30.337 103.7	41.597	21.740 145.3	1:33.674	10 -	29.359 113.9	40.957	21.586 147.2	1:31.902		
4 -	29.607 114.3	41.201	21.800 145.3	1:32.608	11 -	29.880 111.7	41.100	21.675 145.9	1:32.655		
5 -	29.430 113.4	41.357	21.762 145.3	1:32.549	12 -	29.274 113.2	40.837	21.602 145.9	1:31.713		
6 -	29.401 113.9	In	In	9:51.297 P	13 -	29.223 115.9	41.150	21.631 144.9	1:32.004		
7 -	Out 107.5	42.522	21.843 144.3	1:36.393	14 -	29.492 112.0	41.111	21.651 145.6	1:32.254		
11	Andy WEYMOUTH Linxcel / Seton Tuning										
1 -	Out	105.2	42.465	22.029 143.7	1:38.429	8 -	Out 111.5	41.372	22.044 143.4	1:34.008	
2 -	29.610 109.1	41.599	22.172 143.1	1:33.381	9 -	29.121 115.1	40.789	21.585 143.7	1:31.495		
3 -	29.200 114.9	41.164	21.797 142.8	1:32.161	10 -	29.123 116.1	40.744	21.753 143.1	1:31.620		
4 -	29.285 115.5	40.585	21.561 143.1	1:31.431	11 -	29.059 115.9	40.750	21.678 144.0	1:31.487		
5 -	28.977 113.6	41.046	In	11:14.725 P	12 -	29.331 110.7	41.123	21.725 144.6	1:32.179		
6 -	Out 99.7	41.919	21.806 144.3	1:36.307	13 -	29.117 117.1	40.591	21.669 143.7	1:31.377		
7 -	29.512 115.7	41.097	In	2:40.682 P	14 -	28.980 116.5	40.962	21.607 144.0	1:31.549		
17	Steve BROGAN HM Plant Honda										
1 -	Out	103.4	42.749	22.464 143.4	1:37.379	8 -	29.800 109.7	41.517	21.658 144.0	1:32.975	
2 -	30.636 103.2	42.651	In	3:43.186 P	9 -	29.056 112.2	40.746	21.322 144.0	1:31.124		

Brands Hatch GP
Circuit Length = 2.3009 miles
Start: 12:01 End: 12:37

Weather / Track : Sunny / Dry

MCRCB BULLETIN TK027

2008 Fuchs-Silkolene British Supersport Championship & Supersport Cup

FREE PRACTICE 1 - SECTOR ANALYSIS

3 -	Out	106.5	42.040	21.805	143.4	1:37.604	10 -	29.112	107.9	40.842	21.462	143.7	1:31.416
4 -	29.375	112.0	In	In		9:48.630 P	11 -	28.930	113.6	40.385	21.330	144.3	1:30.645
5 -	Out	104.2	42.760	22.084	141.6	1:37.950	12 -	28.992	114.1	41.125	21.687	144.0	1:31.804
6 -	29.581	111.3	40.986	21.578	143.1	1:32.145	13 -	28.938	111.7	40.595	21.568	144.0	1:31.101
7 -	29.214	112.8	41.266	21.767	142.8	1:32.247	14 -	29.011	112.4	40.416	21.391	145.3	1:30.818
18	Pete SPALDING			Linxcel / Seton Tuning									
1 -	30.168	113.7	41.957	In		2:16.075 P	8 -	29.277	114.5	41.207	21.740	143.4	1:32.224
2 -	Out	112.2	41.708	21.912	143.7	1:34.522	9 -	29.499	114.1	41.454	21.798	143.7	1:32.751
3 -	29.698	112.6	41.264	21.816	144.0	1:32.778	10 -	29.588	111.5	41.509	21.763	144.0	1:32.860
4 -	29.439	114.7	41.867	21.820	143.7	1:33.126	11 -	29.391	116.1	41.365	21.633	144.3	1:32.389
5 -			In	In		8:57.111 P	12 -	31.803	112.6	41.477	21.630	144.0	1:34.910
6 -	Out	109.3	41.895	21.826	143.4	1:35.302	13 -	29.701	114.1	44.577	In		3:25.953 P
7 -	29.797	109.7	41.362	21.855	143.7	1:33.014	14 -	Out	104.9	42.214	22.027	143.7	1:36.789
20	Daniel COOPER			Centurion Racing									
1 -	Out	88.4	45.996	23.347	140.1	1:44.288	9 -	29.617	110.7	41.409	21.848	144.3	1:32.874
2 -	30.913	104.0	43.321	22.575	141.3	1:36.809	10 -	29.109	113.0	41.070	21.765	144.3	1:31.944
3 -	30.054	108.2	42.501	22.330	142.8	1:34.885	11 -	29.042	112.0	41.223	21.703	145.3	1:31.968
4 -	30.195	105.5	42.459	22.156	144.6	1:34.810	12 -	29.558	110.0	41.287	21.663	144.0	1:32.508
5 -	29.944	107.5	41.907	21.870	143.7	1:33.721	13 -	29.303	113.4	41.181	21.690	145.6	1:32.174
6 -			In	In		9:07.356 P	14 -	29.204	113.0	41.339	21.696	145.6	1:32.239
7 -	Out	105.8	42.124	21.910	143.7	1:36.669	15 -	29.048	113.6	41.160	21.668	145.3	1:31.876
8 -	29.414	111.1	42.289	21.940	144.9	1:33.643	16 -	29.008	113.2	41.176	21.536	145.9	1:31.720
21	David HALLETT			TCG Motorsport									
1 -	Out	99.9	44.089	22.700	141.0	1:43.188	8 -	31.191	107.5	43.478	24.850	136.4	1:39.519
2 -	30.362	108.6	42.731	22.046	142.2	1:35.139	9 -	30.295	102.5	42.144	22.695	140.1	1:35.134
3 -	30.509	104.9	42.401	22.086	142.2	1:34.996	10 -	30.269	104.2	41.972	22.084	141.3	1:34.325
4 -	30.894	100.8	42.761	22.093	142.2	1:35.748	11 -	30.371	109.7	42.525	21.909	142.5	1:34.805
5 -			In	In		8:58.042 P	12 -	30.011	108.4	42.056	21.862	143.4	1:33.929
6 -	Out	100.2	42.576	21.958	141.3	1:38.904	13 -	29.920	111.5	42.930	22.125	142.2	1:34.975
7 -	30.941	107.2	42.585	22.296	143.7	1:35.822	14 -	29.831	109.5	42.255	22.388	125.2	1:34.474
26	Chris MARTIN			Gearlink Kawasaki									
1 -	Out	83.8	45.900	23.421	136.1	1:48.914	6 -	30.285	105.0	42.204	22.049	141.9	1:34.538
2 -	30.805	106.4	42.398	22.217	140.1	1:35.420	7 -	29.892	110.7	42.225	In		2:29.993 P
3 -	29.809	110.9	42.102	21.977	141.9	1:33.888	8 -	Out	100.5	41.802	21.925	141.6	1:38.767
4 -	30.667	99.3	43.426	In		12:29.272 P	9 -	30.423	103.9	44.340	In		4:55.637 P
5 -	Out	95.7	43.056	24.721	136.4	1:42.326	10 -	Out	102.9	42.262	21.847	143.7	1:38.015
27	James WESTMORELAND			Centurion Racing									
1 -	Out	95.5	45.042	23.109	142.5	1:42.614	9 -	29.543	115.3	40.837	21.680	145.6	1:32.060
2 -	30.245	112.0	42.530	22.270	141.9	1:35.045	10 -	29.295	115.7	41.097	22.149	143.1	1:32.541
3 -	29.773	114.5	41.713	22.234	142.8	1:33.720	11 -	29.223	116.1	41.029	21.969	143.7	1:32.221
4 -	29.616	113.7	41.410	21.917	143.4	1:32.943	12 -	29.543	116.5	41.056	21.891	143.7	1:32.490
5 -	31.541	102.6	42.885	22.222	144.3	1:36.648	13 -	29.241	116.9	41.039	21.907	143.4	1:32.187
6 -			In	In		9:24.497 P	14 -	29.282	116.5	41.012	21.810	143.1	1:32.104
7 -	Out	103.2	42.257	22.018	144.0	1:37.978	15 -	29.169	117.3	40.725	21.953	143.1	1:31.847
8 -	30.637	112.6	41.735	22.583	142.5	1:34.955	16 -	29.079	117.5	41.019	21.818	143.4	1:31.916
31	Sam OWENS			Premier Motorsport									
1 -	Out	99.4	43.359	22.632	145.6	1:40.847	7 -	29.328	107.5	41.347	21.835	143.1	1:32.510
2 -	29.976	106.9	42.215	21.957	144.9	1:34.148	8 -	29.654	102.1	44.024	In		3:48.203 P
3 -	29.776	107.9	41.601	22.024	144.9	1:33.401	9 -	Out	102.6	43.164	22.747	140.1	1:44.759
4 -	29.440	106.4	41.553	21.685	144.9	1:32.678	10 -	33.755	106.0	46.200	In		4:00.173 P
5 -	29.192	107.0	In	In		9:12.514 P	11 -	Out	108.4	42.592	22.305	142.8	1:43.923
6 -	Out	109.3	41.859	21.817	142.8	1:37.459							
32	Paul VEAZEY			Astro Kawasaki									
1 -	Out	93.3	45.458	23.425	138.7	1:44.676	8 -	29.963	113.4	43.284	22.696	137.8	1:35.943
2 -	31.448	105.4	43.672	23.159	135.8	1:38.279	9 -	29.984	109.5	42.525	22.504	138.1	1:35.013
3 -	30.354	111.5	42.714	22.854	138.4	1:35.922	10 -	29.791	113.7	42.287	22.440	138.4	1:34.518
4 -	30.177	107.2	42.406	22.347	139.5	1:34.930	11 -	30.797	110.7	42.231	In		3:17.319 P

Brands Hatch GP
Circuit Length = 2.3009 miles
Start: 12:01 End: 12:37

Weather / Track : Sunny / Dry

MCRCB BULLETIN TK027

2008 Fuchs-Silkolene British Supersport Championship & Supersport Cup

FREE PRACTICE 1 - SECTOR ANALYSIS

5 -	30.985	100.0	47.159	In	11:15.223 P	12 -	Out	104.2	43.089	22.691	138.1	1:38.891	
6 -		Out 103.7	42.937	22.744	138.4	1:40.121	13 -	29.744	112.8	41.984	22.532	138.4	1:34.260
7 -	30.317	109.3	42.806	22.557	140.1	1:35.680							
33	Aaron WALKER					TJW Racing							
1 -		Out 98.4	45.204	22.178	142.8	1:43.699	7 -	29.870	105.0	41.954	21.773	143.7	1:33.597
2 -	30.018	107.4	41.753	21.892	145.3	1:33.663	8 -	29.302	109.1	40.979	21.721	143.7	1:32.002
3 -	29.700	106.9	42.402	In		11:59.335 P	9 -	29.494	108.1	41.364	22.156	144.0	1:33.014
4 -		Out 103.9	42.852	22.550	141.9	1:36.530	10 -	30.434	89.1	47.223	21.865	145.3	1:39.522
5 -	29.836	107.0	42.142	21.911	143.1	1:33.889	11 -	29.770	105.0	41.037	21.701	145.3	1:32.508
6 -	29.489	108.1	40.818	21.756	144.3	1:32.063							
36	BJ TOAL					Virgin Media Yamaha							
1 -		Out 102.6	43.644	22.360	144.3	1:39.567	6 -			In	In		9:02.279 P
2 -	29.766	106.7	42.101	22.041	143.7	1:33.908	7 -		Out 108.8	42.108	22.118	146.2	1:36.918
3 -	31.047	105.0	41.957	21.895	145.3	1:34.899	8 -	29.217	108.2	41.641	22.155	142.8	1:33.013
4 -	29.214	111.3	40.946	22.072	146.5	1:32.232	9 -	29.153	111.5	40.846	21.561	145.6	1:31.560
5 -	29.624	112.0	41.590	22.031	145.9	1:33.245							
37	James HILLIER					JMH Racing							
1 -		Out 99.6	45.001	23.075	140.4	1:43.311	7 -	29.512	109.5	41.466	21.685	144.6	1:32.663
2 -	31.164	104.0	43.342	22.634	140.4	1:37.140	8 -	29.572	109.5	41.385	21.903	142.5	1:32.860
3 -	30.159	104.7	42.741	In		3:56.707 P	9 -	29.300	111.1	41.398	21.881	142.5	1:32.579
4 -		Out 85.4	In	In		9:49.608 P	10 -	29.425	111.8	41.250	21.583	144.0	1:32.258
5 -		Out 92.6	43.407	22.310	141.0	1:39.351	11 -	29.522	113.4	41.480	21.767	142.5	1:32.769
6 -	29.683	107.9	41.922	21.986	142.2	1:33.591	12 -	29.230	112.8	41.649	21.891	142.8	1:32.770
41	Ben TAYLOR					M&B Motorsport							
1 -		Out 95.2	44.011	22.991	139.5	1:41.874	6 -	31.556	99.9	44.662	23.103	138.4	1:39.321
2 -	38.714	60.7	In	In		4:37.989 P	7 -	30.947	98.1	43.023	22.676	139.2	1:36.646
3 -		Out 90.7	In	In		12:09.478 P	8 -	31.325	101.8	43.272	22.803	138.9	1:37.400
4 -		Out 94.1	49.827	23.208	140.1	1:54.041	9 -	30.410	103.6	42.624	22.608	137.8	1:35.642
5 -	32.195	102.0	43.694	22.947	140.7	1:38.836	10 -	30.247	104.9	42.515	22.451	140.4	1:35.213
43	Patrick McDOUGALL					Beowulf Racing							
1 -		Out 102.5	43.169	In		2:31.989 P	8 -	29.592	109.3	41.753	21.686	144.9	1:33.031
2 -		Out 104.5	41.689	21.851	142.8	1:34.994	9 -	29.276	110.7	40.955	21.691	144.3	1:31.922
3 -	29.477	100.3	41.514	21.814	143.7	1:32.805	10 -	29.729	108.4	41.100	21.780	143.4	1:32.609
4 -	29.654	108.8	40.943	In		9:47.565 P	11 -	29.394	109.7	41.200	21.709	142.8	1:32.303
5 -		Out 103.9	41.867	21.900	141.6	1:36.505	12 -	29.372	108.4	41.165	21.759	142.5	1:32.296
6 -	29.522	107.9	41.259	21.771	141.9	1:32.552	13 -	29.403	108.9	41.114	21.813	142.8	1:32.330
7 -	29.279	111.8	41.301	21.912	142.2	1:32.492	14 -	29.946	107.9	41.261	21.863	142.8	1:33.070
44	Alistair FAGAN					JHS Racing							
1 -	29.572	105.7	42.255	21.948	141.6	1:33.775	3 -	29.494	106.0	42.183	23.192	116.9	1:34.869
2 -	29.560	107.2	41.754	21.669	140.7	1:32.983	4 -	32.091	108.1	42.059	22.089	139.2	1:36.239
45	Glen RICHARDS					MAP Embassy Racing							
1 -		Out 104.0	41.734	22.068	143.7	1:37.292	8 -	28.755	111.5	40.400	21.546	142.5	1:30.701
2 -	29.413	108.2	40.749	21.573	141.9	1:31.735	9 -	28.819	108.2	40.526	21.444	143.7	1:30.789
3 -	29.293	107.0	40.907	In		2:32.732 P	10 -	28.933	113.4	40.532	21.485	142.8	1:30.950
4 -		Out 106.7	41.951	21.729	144.6	1:36.862	11 -	28.841	111.1	40.544	21.481	141.9	1:30.866
5 -	29.051	111.7	40.878	In		10:12.055 P	12 -	28.830	114.7	40.514	21.374	142.2	1:30.718
6 -		Out 103.2	42.076	21.773	145.6	1:37.036	13 -	28.893	112.4	40.729	21.597	141.9	1:31.219
7 -	30.099	109.3	41.388	21.787	143.1	1:33.274	14 -	28.812	114.3	40.595	21.614	142.2	1:31.021
48	Joe DICKINSON					Trucklinks Yamaha							
1 -		Out 96.4	44.020	22.459	142.8	1:39.507	8 -	29.129	113.9	41.140	21.590	144.0	1:31.859
2 -	29.875	106.0	42.917	22.030	144.9	1:34.822	9 -	29.439	105.4	42.417	21.647	144.3	1:33.503
3 -	29.632	112.4	41.471	21.718	144.6	1:32.821	10 -	29.188	114.9	40.895	21.537	144.6	1:31.620
4 -	30.435	107.7	44.978	22.789	144.3	1:38.202	11 -	29.107	114.5	40.990	21.427	146.2	1:31.524
5 -	29.590	113.9	41.988	In		10:52.776 P	12 -	30.103	112.8	42.543	21.672	144.3	1:34.318
6 -		Out 106.0	42.524	21.807	141.6	1:36.551	13 -	29.175	116.3	41.041	22.196	144.6	1:32.412
7 -	30.304	113.2	41.680	21.779	144.6	1:33.763	14 -	29.533	109.1	41.314	21.728	145.6	1:32.575

Brands Hatch GP
Circuit Length = 2.3009 miles
Start: 12:01 End: 12:37

Weather / Track : Sunny / Dry

MCRCB BULLETIN TK027

2008 Fuchs-Silkolene British Supersport Championship & Supersport Cup

FREE PRACTICE 1 - SECTOR ANALYSIS

53	Midge SMART				Wylie & Holland Racing								
1 -				10:55.697	6 -	29.364	111.5	41.229	21.691	143.1	1:32.284		
2 -	105.2	42.477	21.969	145.3	1:37.599	7 -	30.322	104.7	43.077	In	2:55.768 P		
3 -	29.889	111.8	41.599	21.749	145.6	1:33.237	8 -	Out	98.1	45.169	22.097	145.9	1:48.351
4 -	30.122	109.1	41.356	21.660	146.5	1:33.138	9 -	29.696	110.0	41.175	21.560	146.8	1:32.431
5 -	29.684	109.3	41.353	21.668	146.5	1:32.705							
55	Ashley BEECH				Colin Appleyard / Macadam R'g								
1 -	30.963	110.2	43.106	22.404	141.9	1:36.473	7 -	Out	102.3	42.493	22.373	143.7	1:47.811
2 -	30.202	103.6	42.764	22.526	144.9	1:35.492	8 -	30.462	110.0	42.246	22.482	143.4	1:35.190
3 -	30.148	108.1	42.103	22.325	142.5	1:34.576	9 -	29.811	106.4	42.018	22.211	143.7	1:34.040
4 -	32.911	103.2	42.095	In		11:13.012 P	10 -	29.956	106.4	41.822	22.095	143.7	1:33.873
5 -	Out	99.9	45.886	28.039	142.5	1:48.780	11 -	29.636	109.7	41.631	22.008	143.7	1:33.275
6 -	30.535	106.9	42.866	In		3:09.608 P	12 -	29.472	110.2	41.388	21.902	145.6	1:32.762
58	Conor O'BRIEN				Arkwood Honda								
1 -	Out	80.7	50.996	24.926	132.6	1:57.535	7 -	30.006	108.2	42.326	22.278	140.4	1:34.610
2 -	32.289	101.7	44.013	In		10:18.754 P	8 -	30.190	108.1	42.212	22.217	140.1	1:34.619
3 -	Out	100.5	44.492	22.902	135.8	1:45.725	9 -	30.083	107.7	42.218	22.283	139.5	1:34.584
4 -	30.655	107.4	42.532	22.417	138.7	1:35.604	10 -	30.072	110.9	42.534	22.616	134.2	1:35.222
5 -	30.484	106.7	42.358	22.288	140.1	1:35.130	11 -	30.638	104.2	42.901	23.393	138.1	1:36.932
6 -	30.161	105.5	42.428	22.165	140.4	1:34.754							
67	Glynn THOMAS				GLT Racing								
1 -	Out	89.2	45.533	23.504	136.1	1:44.536	8 -	31.570	107.2	43.069	22.968	139.8	1:37.607
2 -	32.068	95.5	43.658	23.114	138.7	1:38.840	9 -	31.601	98.3	43.154	22.846	139.8	1:37.601
3 -	31.521	99.3	43.786	23.014	139.2	1:38.321	10 -	31.470	102.9	43.067	22.914	137.0	1:37.451
4 -	31.520	104.9	43.178	22.833	139.2	1:37.531	11 -	31.356	100.8	42.890	22.720	139.8	1:36.966
5 -	31.463	101.1	In	In		9:57.059 P	12 -	30.938	101.7	43.228	22.721	140.1	1:36.887
6 -	Out	96.6	44.077	22.965	138.9	1:41.037	13 -	30.755	108.1	42.750	22.591	138.7	1:36.096
7 -	31.268	101.4	43.220	23.210	138.9	1:37.698	14 -	30.655	110.4	42.524	22.624	138.1	1:35.803
71	Rob FROST				Team Buff								
1 -	Out	84.0	48.073	24.031	131.8	1:49.452	9 -	29.632	110.6	41.942	22.165	141.0	1:33.739
2 -	31.348	101.2	42.990	22.627	140.1	1:36.965	10 -	29.870	113.7	42.489	22.125	144.6	1:34.484
3 -	30.912	108.6	42.606	22.499	141.6	1:36.017	11 -	29.708	112.0	41.574	21.863	143.1	1:33.145
4 -	30.114	107.2	42.130	22.220	141.3	1:34.464	12 -	29.295	112.6	41.158	21.905	142.8	1:32.358
5 -	30.139	102.6	42.202	21.974	143.1	1:34.315	13 -	29.517	114.1	41.719	22.091	141.3	1:33.327
6 -			In	In		8:50.455 P	14 -	29.794	112.6	41.384	21.933	141.9	1:33.111
7 -	Out	104.5	42.568	22.048	141.0	1:37.458	15 -	29.531	114.9	41.336	22.278	141.0	1:33.145
8 -	29.933	108.9	41.587	22.093	140.4	1:33.613	16 -	29.654	114.9	41.528	22.149	140.1	1:33.331
72	James DYE				Team Buff								
1 -	Out	94.8	45.537	23.627	136.4	1:45.352	8 -	30.081	111.1	42.194	22.271	140.7	1:34.546
2 -	30.587	106.0	43.076	22.837	136.4	1:36.500	9 -	30.479	113.4	43.143	In		2:20.089 P
3 -	30.973	104.5	42.532	22.497	138.4	1:36.002	10 -	Out	109.5	41.980	22.227	141.0	1:35.965
4 -	30.441	107.4	42.567	In		2:52.887 P	11 -	29.997	110.4	41.829	22.188	139.8	1:34.014
5 -	Out	108.2	In	In		10:12.459 P	12 -	29.920	110.4	41.775	22.361	140.1	1:34.056
6 -	Out	93.7	43.303	22.703	140.1	1:40.148	13 -	29.861	112.8	41.928	22.336	138.1	1:34.125
7 -	29.983	110.7	42.378	22.292	140.1	1:34.653							
74	Dean HIPWELL				Atherton Godfrey Solicitors								
1 -	30.918	107.2	43.008	22.597	140.4	1:36.523	7 -	30.529	106.5	42.621	22.024	142.2	1:35.174
2 -	30.534	104.2	42.389	22.434	139.5	1:35.357	8 -	31.322	110.0	54.642	22.852	141.3	1:48.816
3 -	32.831	110.9	42.015	21.993	143.4	1:36.839	9 -	30.083	110.9	41.758	22.423	141.3	1:34.264
4 -	29.889	109.3	42.033	21.892	141.6	1:33.814	10 -	30.335	105.7	42.018	21.971	144.3	1:34.324
5 -	30.322	105.8	In	In		9:32.445 P	11 -	29.995	114.5	41.777	21.745	144.3	1:33.517
6 -	Out	106.5	42.662	22.436	141.9	1:39.087	12 -	29.897	112.4	41.404	21.854	141.0	1:33.155
75	Craig FITZPATRICK				BLDS Couriers								
1 -	Out	92.6	43.569	22.193	141.9	1:40.433	9 -	29.403	109.5	41.378	21.600	142.2	1:32.381
2 -	29.434	113.0	41.127	21.819	144.3	1:32.380	10 -	29.054	116.1	40.807	21.696	142.8	1:31.557
3 -	29.544	111.3	41.106	21.665	143.4	1:32.315	11 -	29.175	113.9	40.807	21.562	142.2	1:31.544

Brands Hatch GP
Circuit Length = 2.3009 miles
Start: 12:01 End: 12:37

Weather / Track : Sunny / Dry

MCRCB BULLETIN TK027

2008 Fuchs-Silkolene British Supersport Championship & Supersport Cup

FREE PRACTICE 1 - SECTOR ANALYSIS

4 -	28.948	117.7	40.746	21.791	144.6	1:31.485	12 -	29.026	117.7	40.903	21.603	142.2	1:31.532
5 -			In	In		9:03.295 P	13 -	29.136	113.6	40.723	21.744	143.1	1:31.603
6 -	Out	109.3	41.517	21.844	141.3	1:35.278	14 -	29.193	116.7	41.567	In		2:06.223 P
7 -	29.149	119.0	41.029	21.576	143.4	1:31.754	15 -	Out	110.6	41.338	21.778	146.2	1:35.000
8 -	28.809	115.7	40.661	21.692	142.8	1:31.162							
76	Ross WALTER						Interserve Racing						
1 -	Out	63.4	1:01.601	In		4:18.802 P	8 -	30.119	104.5	41.872	21.979	143.4	1:33.970
2 -	Out	83.2	46.551	23.842	136.1	1:51.155	9 -	29.527	111.8	41.227	21.851	141.0	1:32.605
3 -	31.033	104.9	43.062	22.800	140.4	1:36.895	10 -	29.616	111.7	41.337	22.385	144.0	1:33.338
4 -	30.451	106.0	In	In		9:20.757 P	11 -	29.595	109.7	41.718	21.991	142.5	1:33.304
5 -	Out	100.5	42.835	22.478	142.2	1:39.576	12 -	33.135	77.4	41.700	21.762	143.4	1:36.597
6 -	30.219	109.1	41.818	22.040	143.7	1:34.077	13 -	29.243	114.7	40.906	21.639	143.7	1:31.788
7 -	29.561	112.8	41.876	22.212	140.1	1:33.649	14 -	29.361	112.8	41.137	21.701	143.4	1:32.199
82	Adam TEMPEST						Slippery Sam Racing						
1 -	Out	83.0	50.915	In		7:44.215 P	6 -	31.088	101.4	42.932	22.385	141.3	1:36.405
2 -	Out					9:43.994	7 -	30.389	104.7	42.929	22.726	140.1	1:36.044
3 -	98.0	45.497		23.448	135.8	1:45.471	8 -	30.276	111.8	43.218	22.598	141.0	1:36.092
4 -	31.677	100.9	44.570	In		2:55.176 P	9 -	30.628	107.4	43.063	22.604	139.5	1:36.295
5 -	Out	102.5	43.679	22.804	140.1	1:46.420	10 -	30.484	106.2	42.519	22.783	133.4	1:35.786
85	Jonathan HARRISON						Harrison Bros Racing						
1 -	31.242	97.0	44.275	23.103	136.4	1:38.620	8 -	30.345	102.6	43.029	22.651	138.9	1:36.025
2 -	30.968	99.0	44.335	22.938	137.5	1:38.241	9 -	30.564	105.5	42.454	22.508	138.4	1:35.526
3 -	30.659	102.5	43.164	22.680	137.5	1:36.503	10 -	30.358	104.4	42.472	22.443	138.1	1:35.273
4 -	30.499	104.7	43.183	In		10:05.756 P	11 -	30.335	104.4	42.700	22.548	139.8	1:35.583
5 -	Out	97.1	43.450	22.759	137.8	1:42.727	12 -	30.530	104.5	42.593	22.579	138.7	1:35.702
6 -	30.573	107.7	42.930	22.606	138.7	1:36.109	13 -	30.399	106.9	42.802	22.494	138.7	1:35.695
7 -	30.220	104.7	42.656	22.494	139.5	1:35.370							
93	Lee CHISNALL						LC Racing						
1 -	Out	91.9	46.102	23.454	140.4	1:47.953	3 -	30.674	103.9	42.569	22.623	143.1	1:35.866
2 -	30.746	105.0	43.061	22.957	141.6	1:36.764	4 -	29.984	106.9	42.333	22.489	141.9	1:34.806
94	Ben WYLIE						Wylie & Holland Racing						
1 -						10:37.749	7 -	29.455	114.5	41.516	21.686	145.3	1:32.657
2 -	108.1	42.500		22.018	144.3	1:37.348	8 -	29.387	115.5	41.377	21.652	144.9	1:32.416
3 -	29.729	114.9	41.975	22.031	144.3	1:33.735	9 -	29.359	115.9	41.274	21.789	144.6	1:32.422
4 -	29.455	115.9	41.883	22.056	144.0	1:33.394	10 -	29.231	114.1	41.530	21.878	144.3	1:32.639
5 -	29.607	114.3	41.965	22.007	144.3	1:33.579	11 -	29.321	117.1	41.330	21.775	143.4	1:32.426
6 -	29.583	113.2	41.717	21.915	144.3	1:33.215							
96	Paul YOUNG						MAP Embassy Racing						
1 -	Out	105.5	42.499	22.152	140.7	1:38.257	9 -	29.355	112.4	41.234	In		2:43.240 P
2 -	29.870	113.9	41.125	21.628	143.1	1:32.623	10 -	Out	110.7	42.126	21.753	143.1	1:35.756
3 -	29.426	113.4	40.813	21.534	143.7	1:31.773	11 -	29.203	113.2	40.809	21.703	144.0	1:31.715
4 -	29.233	113.2	41.245	21.683	145.6	1:32.161	12 -	29.333	114.5	41.036	21.629	144.3	1:31.998
5 -	29.291	112.0	40.851	21.436	143.4	1:31.578	13 -	29.147	112.6	41.451	21.927	142.5	1:32.525
6 -	29.318	112.6	In	In		9:44.818 P	14 -	29.431	114.5	41.491	21.702	143.1	1:32.624
7 -	Out	102.3	42.215	21.960	144.0	1:37.438	15 -	29.427	113.4	41.039	21.639	144.0	1:32.105
8 -	30.041	112.4	41.498	21.827	143.4	1:33.366							

Brands Hatch GP
Circuit Length = 2.3009 miles
Start: 12:01 End: 12:37

Weather / Track : Sunny / Dry

MCRCB BULLETIN TK028

2008 Fuchs-Silkolene British Supersport Championship & Supersport Cup FREE PRACTICE 1 - SPEED TRAPS

SECTOR 1				SECTOR 2			FINISH LINE			
POS	NO	NAME	MPH	NO	NAME	MPH	NO	NAME	MPH	
1	75	Craig FITZPATRICK	119.0				8	Ian HUTCHINSON	147.2	
2	8	Ian HUTCHINSON	117.9				53	Midge SMART	146.8	
3	27	James WESTMORELAND	117.5				36	BJ TOAL	146.5	
4	11	Andy WEYMOUTH	117.1				48	Joe DICKINSON	146.2	
5	94	Ben WYLIE	117.1				75	Craig FITZPATRICK	146.2	
6	48	Joe DICKINSON	116.3				20	Daniel COOPER	145.9	
7	2	Ian LOWRY	116.1				27	James WESTMORELAND	145.6	
8	18	Pete SPALDING	116.1				31	Sam OWENS	145.6	
9	71	Rob FROST	114.9				45	Glen RICHARDS	145.6	
10	45	Glen RICHARDS	114.7				55	Ashley BEECH	145.6	
11	76	Ross WALTER	114.7				96	Paul YOUNG	145.6	
12	74	Dean HIPWELL	114.5				3	Hudson KENNAUGH	145.3	
13	96	Paul YOUNG	114.5				5	Steven NEATE	145.3	
14	4	John McGUINNESS	114.3				17	Steve BROGAN	145.3	
15	17	Steve BROGAN	114.1				33	Aaron WALKER	145.3	
16	32	Paul VEAZEY	113.7				94	Ben WYLIE	145.3	
17	6	James WEBB	113.6				6	James WEBB	144.9	
18	20	Daniel COOPER	113.6				43	Patrick McDOUGALL	144.9	
19	37	James HILLIER	113.4				11	Andy WEYMOUTH	144.6	
20	72	James DYE	113.4				37	James HILLIER	144.6	
21	5	Steven NEATE	112.8				71	Rob FROST	144.6	
22	36	BJ TOAL	112.0				18	Pete SPALDING	144.3	
23	43	Patrick McDOUGALL	111.8				74	Dean HIPWELL	144.3	
24	53	Midge SMART	111.8				2	Ian LOWRY	144.0	
25	82	Adam TEMPEST	111.8				76	Ross WALTER	144.0	
26	21	David HALLETT	111.5				21	David HALLETT	143.7	
27	26	Chris MARTIN	110.9				26	Chris MARTIN	143.7	
28	58	Conor O'BRIEN	110.9				4	John McGUINNESS	143.4	
29	67	Glynn THOMAS	110.4				93	Lee CHISNALL	143.1	
30	55	Ashley BEECH	110.2				44	Alistair FAGAN	141.9	
31	93	Lee CHISNALL	109.5				82	Adam TEMPEST	141.3	
32	31	Sam OWENS	109.3				72	James DYE	141.0	
33	33	Aaron WALKER	109.1				41	Ben TAYLOR	140.7	
34	3	Hudson KENNAUGH	108.8				58	Conor O'BRIEN	140.4	
35	44	Alistair FAGAN	108.4				32	Paul VEAZEY	140.1	
36	85	Jonathan HARRISON	107.7				67	Glynn THOMAS	140.1	
37	41	Ben TAYLOR	104.9				85	Jonathan HARRISON	139.8	

Weather / Track : Sunny / Dry

www.tsl-timing.com

Brands Hatch GP
Circuit Length = 2.3009 miles
Start: 12:01 End: 12:37

Printed - 12.38 Saturday, 10 May 2008

MCRCB BULLETIN TK029

2008 Fuchs-Silkolene British Supersport Championship & Supersport Cup FREE PRACTICE 1 - BEST SECTOR TIMES

SECTOR 1			SECTOR 2			SECTOR 3			IDEAL / BEST COMPARISON						
POS	NO	NAME	TIME	NO	NAME	TIME	NO	NAME	TIME	POS	NO	NAME	IDEAL	BEST	DIFF
1	45	RICHARDS	28.755	17	BROGAN	40.385	17	BROGAN	21.322	1	45	RICHARDS	1:30.529	1:30.701	0.172
2	75	FITZPATRICK	28.809	45	RICHARDS	40.400	45	RICHARDS	21.374	2	17	BROGAN	1:30.637	1:30.645	0.008
3	2	LOWRY	28.881	11	WEYMOUTH	40.585	48	DICKINSON	21.427	3	75	FITZPATRICK	1:31.032	1:31.162	0.130
4	17	BROGAN	28.930	2	LOWRY	40.637	96	YOUNG	21.436	4	11	WEYMOUTH	1:31.117	1:31.377	0.260
5	11	WEYMOUTH	28.971	75	FITZPATRICK	40.661	20	COOPER	21.536	5	8	HUTCHINSON	1:31.310	1:31.409	0.099
6	4	McGUINNESS	28.972	8	HUTCHINSON	40.686	5	NEATE	21.538	6	2	LOWRY	1:31.330	1:31.524	0.194
7	20	COOPER	29.008	27	WESTMORELAND	40.725	53	SMART	21.560	7	96	YOUNG	1:31.392	1:31.578	0.186
8	8	HUTCHINSON	29.063	96	YOUNG	40.809	8	HUTCHINSON	21.561	8	48	DICKINSON	1:31.429	1:31.524	0.095
9	5	NEATE	29.077	4	McGUINNESS	40.815	11	WEYMOUTH	21.561	9	27	WESTMORELAND	1:31.484	1:31.847	0.363
10	27	WESTMORELAND	29.079	33	WALKER	40.818	36	TOAL	21.561	10	5	NEATE	1:31.502	1:31.661	0.159
11	48	DICKINSON	29.107	36	TOAL	40.846	75	FITZPATRICK	21.562	11	4	McGUINNESS	1:31.507	1:31.601	0.094
12	96	YOUNG	29.147	3	KENNAUGH	40.852	37	HILLIER	21.583	12	36	TOAL	1:31.560	1:31.560	0.000
13	36	TOAL	29.153	5	NEATE	40.887	3	KENNAUGH	21.602	13	20	COOPER	1:31.614	1:31.720	0.106
14	31	OWENS	29.192	48	DICKINSON	40.895	18	SPALDING	21.630	14	76	WALTER	1:31.788	1:31.788	0.000
15	37	HILLIER	29.230	76	WALTER	40.906	76	WALTER	21.639	15	33	WALKER	1:31.821	1:32.002	0.181
16	94	WYLIE	29.231	43	McDOUGALL	40.943	94	WYLIE	21.652	16	3	KENNAUGH	1:31.905	1:32.145	0.240
17	76	WALTER	29.243	20	COOPER	41.070	44	FAGAN	21.669	17	43	McDOUGALL	1:31.905	1:31.922	0.017
18	43	McDOUGALL	29.276	6	WEBB	41.151	27	WESTMORELAND	21.680	18	37	HILLIER	1:32.063	1:32.258	0.195
19	18	SPALDING	29.277	71	FROST	41.158	31	OWENS	21.685	19	53	SMART	1:32.099	1:32.284	0.185
20	71	FROST	29.295	53	SMART	41.175	43	McDOUGALL	21.686	20	18	SPALDING	1:32.114	1:32.224	0.110
21	33	WALKER	29.302	18	SPALDING	41.207	33	WALKER	21.701	21	94	WYLIE	1:32.157	1:32.416	0.259
22	53	SMART	29.364	37	HILLIER	41.250	4	McGUINNESS	21.720	22	31	OWENS	1:32.224	1:32.510	0.286
23	6	WEBB	29.439	94	WYLIE	41.274	74	HIPWELL	21.745	23	71	FROST	1:32.316	1:32.358	0.042
24	3	KENNAUGH	29.451	31	OWENS	41.347	6	WEBB	21.773	24	6	WEBB	1:32.363	1:32.448	0.085
25	55	BEECH	29.472	55	BEECH	41.388	2	LOWRY	21.812	25	55	BEECH	1:32.762	1:32.762	0.000
26	44	FAGAN	29.485	74	HIPWELL	41.404	26	MARTIN	21.847	26	44	FAGAN	1:32.908	1:32.983	0.075
27	72	DYE	29.692	44	FAGAN	41.754	21	HALLETT	21.862	27	74	HIPWELL	1:33.024	1:33.155	0.131
28	32	VEAZEY	29.744	72	DYE	41.775	71	FROST	21.863	28	26	MARTIN	1:33.458	1:33.888	0.430
29	26	MARTIN	29.809	26	MARTIN	41.802	55	BEECH	21.902	29	72	DYE	1:33.655	1:34.014	0.359
30	21	HALLETT	29.831	21	HALLETT	41.972	58	O'BRIEN	22.165	30	21	HALLETT	1:33.665	1:33.929	0.264
31	74	HIPWELL	29.875	32	VEAZEY	41.984	72	DYE	22.188	31	32	VEAZEY	1:34.075	1:34.260	0.185
32	93	CHISNALL	29.984	58	O'BRIEN	42.212	32	VEAZEY	22.347	32	58	O'BRIEN	1:34.383	1:34.584	0.201
33	58	O'BRIEN	30.006	93	CHISNALL	42.333	82	TEMPEST	22.385	33	93	CHISNALL	1:34.806	1:34.806	0.000
34	85	HARRISON	30.220	85	HARRISON	42.454	85	HARRISON	22.443	34	85	HARRISON	1:35.117	1:35.273	0.156
35	41	TAYLOR	30.247	41	TAYLOR	42.515	41	TAYLOR	22.451	35	82	TEMPEST	1:35.180	1:35.786	0.606
36	82	TEMPEST	30.276	82	TEMPEST	42.519	93	CHISNALL	22.489	36	41	TAYLOR	1:35.213	1:35.213	0.000
37	67	THOMAS	30.655	67	THOMAS	42.524	67	THOMAS	22.591	37	67	THOMAS	1:35.770	1:35.803	0.033
												Perfect Lap	1:30.462		

MCRCB BULLETIN TK061

2008 Fuchs-Silkolene British Supersport Championship & Supersport Cup

FREE PRACTICE 2 - CLASSIFICATION

POS	NO	CL	NAME	ENTRY	TIME	ON	LAPS	GAP	DIFF	MPH
1	3		Hudson KENNAUGH	Yamaha - Raceways Yamaha	1:29.501	14	16			92.54
2	45		Glen RICHARDS	Triumph - MAP Embassy Racing	1:30.229	14	16	0.728	0.728	91.80
3	27		James WESTMORELAND	Honda - Centurion Racing	1:30.553	15	15	1.052	0.324	91.47
4	75	C	Craig FITZPATRICK	Yamaha - BLDS Couriers	1:30.640	6	14	1.139	0.087	91.38
5	8		Ian HUTCHINSON	Yamaha - AIM Racing	1:30.930	15	16	1.429	0.290	91.09
6	20		Daniel COOPER	Honda - Centurion Racing	1:31.013	13	16	1.512	0.083	91.01
7	26		Chris MARTIN	Kawasaki - Gearlink Kawasaki	1:31.060	9	11	1.559	0.047	90.96
8	17		Steve BROGAN	Honda - HM Plant Honda	1:31.144	5	6	1.643	0.084	90.87
9	31		Sam OWENS	Honda - Premier Motorsport	1:31.226	8	14	1.725	0.082	90.79
10	11	C	Andy WEYMOUTH	Yamaha - Linxcel / Seton Tuning	1:31.269	10	14	1.768	0.043	90.75
11	6		James WEBB	Honda - Padgetts Motorcycles	1:31.297	10	15	1.796	0.028	90.72
12	48		Joe DICKINSON	Yamaha - Trucklinks Yamaha	1:31.303	7	14	1.802	0.006	90.72
13	2		Ian LOWRY	Suzuki - Relentless Suzuki by TAS	1:31.323	12	12	1.822	0.020	90.70
14	77		Marty NUTT	Yamaha - Nutt Travel / T+G	1:31.342	12	15	1.841	0.019	90.68
15	5		Steven NEATE	Kawasaki - Gearlink Kawasaki	1:31.415	12	13	1.914	0.073	90.61
16	53		Midge SMART	Yamaha - Wylie & Holland Racing	1:31.421	14	14	1.920	0.006	90.60
17	94		Ben WYLIE	Yamaha - Wylie & Holland Racing	1:31.557	13	16	2.056	0.136	90.46
18	96		Paul YOUNG	Triumph - MAP Embassy Racing	1:31.596	11	12	2.095	0.039	90.43
19	36		BJ TOAL	Yamaha - Virgin Media Yamaha	1:31.656	11	13	2.155	0.060	90.37
20	43	C	Patrick McDougall	Yamaha - Beowulf Racing	1:31.761	6	16	2.260	0.105	90.26
21	18		Pete SPALDING	Yamaha - Linxcel / Seton Tuning	1:31.795	14	14	2.294	0.034	90.23
22	74	C	Dean HIPWELL	Yamaha - Atherton Godfrey Solicitors	1:31.824	13	13	2.323	0.029	90.20
23	4		John McGuinness	Honda - Padgetts Batley Ltd	1:31.843	11	13	2.342	0.019	90.18
24	21	C	David HALLETT	Triumph - TCG Motorsport	1:31.851	16	16	2.350	0.008	90.18
25	76	C	Ross WALTER	Triumph - Interserve Racing	1:31.918	10	16	2.417	0.067	90.11
26	71		Rob FROST	Triumph - Team Buff	1:31.959	12	14	2.458	0.041	90.07
27	55		Ashley BEECH	Yamaha - Colin Appleyard / Macadam R'g	1:32.047	14	17	2.546	0.088	89.98
28	37		James HILLIER	Kawasaki - JMH Racing	1:32.486	10	13	2.985	0.439	89.56
29	33		Aaron WALKER	Honda - TJW Racing	1:32.506	10	10	3.005	0.020	89.54
30	72	C	James DYE	Triumph - Team Buff	1:32.538	5	12	3.037	0.032	89.51
31	44	C	Alistair FAGAN	Triumph - JHS Racing	1:33.372	10	12	3.871	0.834	88.71
32	32	C	Paul VEAZEY	Kawasaki - Astro Kawasaki	1:33.422	15	15	3.921	0.050	88.66
33	82	C	Adam TEMPEST	Triumph - Slippery Sam Racing	1:33.947	6	14	4.446	0.525	88.16
34	85	C	Jonathan HARRISON	Yamaha - Harrison Bros Racing	1:34.104	11	14	4.603	0.157	88.02
35	41	C	Ben TAYLOR	Honda - M&B Motorsport	1:34.375	4	10	4.874	0.271	87.76
36	58		Conor O'BRIEN	Honda - Arkwood Honda	1:34.510	13	14	5.009	0.135	87.64
37	67	C	Glynn THOMAS	Honda - GLT Racing	1:34.559	12	16	5.058	0.049	87.59

Weather / Track : Sunny / Dry

These results are provisional until the conclusion of any judicial and technical matters.

Brands Hatch GP
Circuit Length = 2.3009 miles
Start: 17:02 End: 17:31

Race Director :	Stewards :	Timekeeper :

MCRCB BULLETIN TK062

2008 Fuchs-Silkolene British Supersport Championship & Supersport Cup

FREE PRACTICE 2 - SECTOR ANALYSIS

2	Ian LOWRY Relentless Suzuki by TAS												
1 -	Out 100.8	43.900	22.364	140.7	1:41.351	7 -	29.451	110.7	41.099	21.496	144.0	1:32.046	
2 -	29.643	114.3	41.025	21.637	143.7	1:32.305	8 -	33.905	93.3	41.733	21.744	140.7	1:37.382
3 -	30.498	102.6	41.241	21.646	143.1	1:33.385	9 -	29.169	115.1	40.702	21.673	141.6	1:31.544
4 -	29.196	112.8	40.693	21.504	142.5	1:31.393	10 -	29.089	116.9	40.555	21.706	142.5	1:31.350
5 -	28.964	110.4	41.043	23.063	134.2	1:33.070	11 -	28.847	115.5	40.879	21.701	141.6	1:31.427
6 -	39.966	100.9	42.617	22.529	144.9	1:45.112	12 -	29.022	116.3	40.703	21.598	141.6	1:31.323
3	Hudson KENNAUGH Raceways Yamaha												
1 -	Out 100.8	42.826	21.956	141.6	1:40.143	9 -	28.804	111.5	40.254	21.340	141.9	1:30.398	
2 -	29.844	110.6	41.170	21.714	141.6	1:32.728	10 -	28.523	116.1	40.242	21.284	143.7	1:30.049
3 -	29.839	104.9	41.113	21.571	141.9	1:32.523	11 -	28.598	117.5	39.976	21.396	142.8	1:29.970
4 -	29.069	112.4	41.076	21.515	143.1	1:31.660	12 -	28.881	114.7	40.429	21.488	142.8	1:30.798
5 -	28.805	112.2	40.373	21.414	143.7	1:30.592	13 -	28.581	115.7	39.981	21.298	143.4	1:29.860
6 -	29.135	107.7	41.880	In	2:37.052 P	14 -	28.498	114.5	39.822	21.181	143.1	1:29.501	
7 -	Out 104.4	41.520	21.636	142.5	1:35.523	15 -	28.710	111.3	41.756	21.426	141.3	1:31.892	
8 -	28.892	113.9	40.262	21.225	143.7	1:30.379	16 -	28.864	111.5	40.434	21.322	142.8	1:30.620
4	John McGUINNESS Padgetts Batley Ltd												
1 -	Out 100.2	43.012	22.591	139.5	1:39.494	8 -	Out 105.7	45.593	22.601	138.7	1:42.694		
2 -	30.173	107.7	42.208	In	2:25.472 P	9 -	32.871	97.8	41.869	22.087	140.1	1:36.827	
3 -	Out 74.5	48.557	22.721	137.0	1:54.884	10 -	29.132	115.1	41.091	22.172	141.0	1:32.395	
4 -	30.147	107.9	42.143	22.171	140.4	1:34.461	11 -	29.247	111.8	40.767	21.829	141.0	1:31.843
5 -	29.207	115.3	41.185	21.940	140.4	1:32.332	12 -	29.027	113.0	41.071	21.979	140.4	1:32.077
6 -	29.257	111.8	41.242	22.548	140.1	1:33.047	13 -	29.883	105.0	42.503	22.442	130.6	1:34.828
7 -	29.579	111.7	44.733	In	4:42.958 P								
5	Steven NEATE Gearlink Kawasaki												
1 -	Out 91.6	43.953	22.566	142.2	1:41.000	8 -	29.331	111.7	40.907	21.687	141.0	1:31.925	
2 -	29.559	111.5	41.281	22.073	144.0	1:32.913	9 -	33.808	66.0	43.946	In	5:58.204 P	
3 -	29.273	111.3	40.892	21.838	143.7	1:32.003	10 -	Out 104.0	42.358	22.176	138.7	1:38.855	
4 -	29.231	109.3	41.267	21.987	141.6	1:32.485	11 -	29.287	112.6	41.170	21.809	140.1	1:32.266
5 -	29.101	111.3	40.797	21.605	143.1	1:31.503	12 -	29.057	111.3	40.661	21.697	139.8	1:31.415
6 -	29.422	113.9	41.279	21.844	141.3	1:32.545	13 -	28.902	113.4	40.820	21.753	141.6	1:31.475
7 -	29.135	112.6	40.761	21.652	143.4	1:31.548							
6	James WEBB Padgetts Motorcycles												
1 -	Out 100.3	42.662	22.168	142.5	1:38.724	9 -	29.216	113.7	40.898	21.653	142.8	1:31.767	
2 -	30.067	107.0	42.248	22.126	141.9	1:34.441	10 -	28.952	116.7	40.771	21.574	143.1	1:31.297
3 -	29.739	112.4	41.422	21.770	142.2	1:32.931	11 -	29.177	113.0	40.854	21.681	142.5	1:31.712
4 -	29.373	114.3	41.283	22.020	141.9	1:32.676	12 -	31.215	106.0	43.719	In	3:28.763 P	
5 -	29.346	112.0	40.877	21.738	142.2	1:31.961	13 -	Out 106.2	42.941	21.760	143.1	1:41.159	
6 -	29.273	113.6	40.850	21.702	142.5	1:31.825	14 -	29.219	113.9	41.486	22.781	142.8	1:33.486
7 -	29.123	116.9	40.835	21.658	142.2	1:31.616	15 -	28.894	114.5	40.607	21.823	142.8	1:31.324
8 -	29.181	113.0	41.319	21.735	141.6	1:32.235							
8	Ian HUTCHINSON AIM Racing												
1 -	Out 108.1	42.662	22.301	144.3	1:39.709	9 -	29.225	112.4	40.761	21.809	143.4	1:31.795	
2 -	29.767	115.1	41.088	21.764	145.3	1:32.619	10 -	29.015	113.7	40.978	21.726	143.4	1:31.719
3 -	29.440	110.4	41.125	22.068	144.6	1:32.633	11 -	29.164	111.8	40.623	21.621	143.7	1:31.408
4 -	29.259	109.5	41.045	21.648	144.6	1:31.952	12 -	29.027	112.6	40.966	21.644	143.1	1:31.637
5 -	29.221	109.3	41.827	21.787	143.4	1:32.835	13 -	29.146	113.9	41.742	In	2:29.386 P	
6 -	29.326	108.1	40.940	21.666	144.0	1:31.932	14 -	Out 109.3	40.901	21.561	143.4	1:33.227	
7 -	29.142	111.1	40.632	21.697	144.3	1:31.471	15 -	28.887	113.4	40.582	21.461	143.7	1:30.930
8 -	29.105	113.9	40.822	21.702	144.0	1:31.629	16 -	28.844	112.6	40.951	21.861	144.6	1:31.656
11	Andy WEYMOUTH Linxcel / Seton Tuning												
1 -	Out 105.4	43.451	22.184	144.0	1:39.711	8 -	28.909	116.9	40.825	21.652	142.2	1:31.386	
2 -	30.017	108.9	41.302	21.814	144.9	1:33.133	9 -	29.140	111.3	40.899	21.672	141.6	1:31.711
3 -	29.643	110.9	41.233	21.752	141.0	1:32.628	10 -	29.053	116.5	40.779	21.437	141.9	1:31.269
4 -	29.579	115.5	41.434	21.751	142.8	1:32.764	11 -	30.213	112.2	41.767	In	3:56.949 P	
5 -	29.237	115.1	40.752	21.673	142.5	1:31.662	12 -	Out 111.5	41.199	21.667	142.2	1:34.133	
6 -	29.191	117.3	41.062	21.639	143.4	1:31.892	13 -	29.059	116.9	40.886	In	2:26.641 P	

Brands Hatch GP
Circuit Length = 2.3009 miles
Start: 17:02 End: 17:31

Weather / Track : Sunny / Dry

MCRCB BULLETIN TK062

2008 Fuchs-Silkolene British Supersport Championship & Supersport Cup

FREE PRACTICE 2 - SECTOR ANALYSIS

7 -	29.380	113.9	41.054	21.689	141.9	1:32.123	14 -	Out	105.5	42.455	21.804	144.0	1:35.840
17	Steve BROGAN					HM Plant Honda							
1 -	Out	101.8	42.299	22.137	141.3	1:38.060	4 -	29.053	<i>115.9</i>	42.542	21.981	141.6	1:33.576
2 -	29.109	110.4	41.653	In		3:25.262 P	5 -	<i>28.943</i>	113.7	<i>40.670</i>	<i>21.531</i>	<i>143.4</i>	1:31.144
3 -	Out	106.4	42.488	22.099	141.0	1:37.350	6 -	29.175	110.7	41.662	21.969	142.5	1:32.806
18	Pete SPALDING					Linxcel / Seton Tuning							
1 -	29.761	112.0	41.564	21.801	141.0	1:33.126	8 -	31.068	109.3	41.333	21.711	142.2	1:34.112
2 -	29.410	111.8	41.220	21.847	141.3	1:32.477	9 -	29.551	<i>117.7</i>	41.201	21.724	141.3	1:32.476
3 -	29.289	115.1	41.252	21.905	140.1	1:32.446	10 -	29.062	115.5	41.183	21.965	141.0	1:32.210
4 -	29.695	110.7	41.494	21.685	142.2	1:32.874	11 -	32.191	108.4	41.140	In		3:34.457 P
5 -	29.316	113.6	41.248	21.769	141.9	1:32.333	12 -	Out	104.2	41.641	21.750	142.2	1:34.818
6 -	29.152	113.6	41.112	21.791	141.0	1:32.055	13 -	29.593	110.2	41.484	<i>21.645</i>	141.0	1:32.722
7 -	29.148	114.9	<i>40.948</i>	21.734	141.6	1:31.830	14 -	<i>29.005</i>	113.7	41.087	21.703	<i>142.5</i>	1:31.795
20	Daniel COOPER					Centurion Racing							
1 -	Out	100.8	44.268	22.650	140.7	1:42.581	9 -	Out	103.2	41.616	21.733	141.6	1:38.532
2 -	30.165	112.0	41.690	21.970	142.8	1:33.825	10 -	28.992	114.5	40.853	21.702	142.2	1:31.547
3 -	29.472	112.0	40.994	21.795	142.2	1:32.261	11 -	28.922	114.9	40.521	21.665	<i>143.4</i>	1:31.108
4 -	29.355	112.4	41.116	21.818	141.6	1:32.289	12 -	29.151	112.4	40.931	21.690	141.3	1:31.772
5 -	29.055	115.1	40.991	21.695	141.9	1:31.741	13 -	29.036	115.3	<i>40.463</i>	<i>21.514</i>	142.5	1:31.013
6 -	28.893	<i>116.9</i>	41.075	21.642	142.8	1:31.610	14 -	28.887	116.1	40.578	21.655	142.5	1:31.120
7 -	28.877	115.5	40.698	21.547	143.1	1:31.122	15 -	<i>28.758</i>	116.3	41.878	22.081	140.7	1:32.717
8 -	31.212	101.5	50.999	In		2:59.426 P	16 -	28.905	116.1	40.881	21.677	141.9	1:31.463
21	David HALLETT					TCG Motorsport							
1 -	30.571	103.4	42.403	22.307	<i>143.4</i>	1:35.281	9 -	29.551	113.4	41.447	21.781	141.0	1:32.779
2 -	29.910	111.3	41.976	22.084	141.6	1:33.970	10 -	29.536	110.6	41.434	21.851	142.2	1:32.821
3 -	29.623	108.1	41.706	21.783	142.2	1:33.112	11 -	29.699	113.2	41.184	<i>21.688</i>	141.9	1:32.571
4 -	29.695	113.9	41.561	21.720	142.8	1:32.976	12 -	29.312	112.2	41.527	21.885	140.7	1:32.724
5 -	29.411	<i>114.7</i>	41.307	21.917	141.9	1:32.635	13 -	29.493	112.0	41.131	21.794	139.8	1:32.418
6 -	29.655	110.9	41.442	21.797	140.7	1:32.894	14 -	29.580	113.2	40.981	21.742	140.7	1:32.303
7 -	29.649	109.3	41.898	21.841	142.8	1:33.388	15 -	29.343	110.9	41.528	21.861	141.3	1:32.732
8 -	29.562	111.8	41.519	21.702	140.7	1:32.783	16 -	<i>29.170</i>	112.4	<i>40.851</i>	21.830	141.9	1:31.851
26	Chris MARTIN					Gearlink Kawasaki							
1 -	Out	92.2	43.774	22.536	141.3	1:44.369	7 -	Out	97.8	42.551	22.068	140.1	1:42.547
2 -	30.243	110.2	41.134	21.702	142.2	1:33.079	8 -	29.505	112.6	47.674	21.773	141.3	1:38.952
3 -	29.301	110.2	40.904	21.488	<i>145.9</i>	1:31.693	9 -	<i>28.893</i>	113.2	40.703	<i>21.464</i>	143.4	1:31.060
4 -	29.480	112.2	41.189	21.684	141.9	1:32.353	10 -	29.006	114.5	<i>40.559</i>	21.724	141.3	1:31.289
5 -	29.160	110.9	40.631	21.562	142.8	1:31.353	11 -	28.953	<i>116.7</i>	40.581	21.730	141.9	1:31.264
6 -	29.534	103.4	43.139	In		9:15.719 P							
27	James WESTMORELAND					Centurion Racing							
1 -	29.795	115.1	41.647	22.049	142.5	1:33.491	9 -	28.756	118.4	40.377	21.576	141.6	1:30.709
2 -	29.133	118.1	40.995	21.881	141.9	1:32.009	10 -	32.084	100.0	42.901	In		2:47.612 P
3 -	29.055	115.7	40.776	21.737	142.2	1:31.568	11 -	Out	100.3	42.749	22.037	141.6	1:41.784
4 -	28.928	116.9	40.666	21.577	142.5	1:31.171	12 -	28.814	117.9	40.434	21.726	<i>143.1</i>	1:30.974
5 -	29.039	115.9	40.491	21.699	142.5	1:31.229	13 -	29.233	117.3	40.426	21.671	142.5	1:31.330
6 -	28.658	<i>119.4</i>	40.497	21.630	142.5	1:30.785	14 -	<i>28.568</i>	116.7	40.719	21.665	141.9	1:30.952
7 -	28.845	105.8	40.616	21.697	142.8	1:31.158	15 -	28.665	118.1	<i>40.316</i>	<i>21.572</i>	140.4	1:30.553
8 -	28.885	116.1	40.420	21.592	141.6	1:30.897							
31	Sam OWENS					Premier Motorsport							
1 -	Out	102.3	43.646	22.590	141.0	1:39.970	8 -	<i>28.802</i>	114.1	40.805	21.619	143.7	1:31.226
2 -	29.666	112.6	41.885	22.402	141.3	1:33.953	9 -	28.987	113.4	41.170	21.710	143.4	1:31.867
3 -	29.064	113.6	41.514	21.827	143.4	1:32.405	10 -	29.287	115.5	41.122	21.842	142.5	1:32.251
4 -	29.156	110.7	44.728	In		2:37.673 P	11 -	28.901	116.5	<i>40.736</i>	21.701	142.5	1:31.338
5 -	Out	110.0	41.320	21.913	143.1	1:46.306	12 -	28.884	<i>118.1</i>	44.874	24.787	141.9	1:38.545
6 -	28.965	113.7	41.021	<i>21.608</i>	<i>144.0</i>	1:31.594	13 -	29.066	114.5	41.465	In		3:15.753 P
7 -	29.179	114.1	41.396	21.678	143.4	1:32.253	14 -	Out	112.2	41.386	22.003	142.8	1:37.145

Brands Hatch GP
Circuit Length = 2.3009 miles
Start: 17:02 End: 17:31

Weather / Track : Sunny / Dry

2008 Fuchs-Silkolene British Supersport Championship & Supersport Cup

FREE PRACTICE 2 - SECTOR ANALYSIS

32	Paul VEAZEY		Astro Kawasaki										
1 -	Out 103.2	44.179	23.502	137.5	1:44.798	9 -	29.370	115.9	42.426	22.548	137.0	1:34.344	
2 -	30.535	111.8	43.491	22.377	138.7	1:36.403	10 -	30.194	110.2	42.103	22.531	137.8	1:34.828
3 -	29.757	112.6	42.180	22.530	137.8	1:34.467	11 -	29.419	114.1	41.932	22.347	137.2	1:33.698
4 -	30.832	105.7	42.654	22.473	137.5	1:35.959	12 -	29.450	114.1	41.687	22.399	137.8	1:33.536
5 -	29.583	114.3	41.898	22.366	137.2	1:33.847	13 -	29.961	111.1	48.243	24.315	139.2	1:42.519
6 -	29.599	112.4	43.823	22.648	137.5	1:36.070	14 -	29.431	112.4	43.220	23.087	138.9	1:35.738
7 -	29.507	115.5	48.220	In		3:41.096 P	15 -	29.380	111.3	41.701	22.341	138.1	1:33.422
8 -	Out 85.1	45.429	22.682	136.4	1:42.259								
33	Aaron WALKER		TJW Racing										
1 -	29.946	111.1	42.287	21.873	142.5	1:34.106	6 -	29.611	109.5	41.334	21.947	141.3	1:32.892
2 -	29.595	112.0	42.341	In		6:22.505 P	7 -	29.559	110.6	41.096	22.113	142.8	1:32.768
3 -	Out 105.4	42.215	22.407	134.8	1:37.237		8 -	31.549	82.5	46.274	In		3:20.359 P
4 -	30.377	99.6	42.266	In		3:24.815 P	9 -	Out 94.0	41.715	22.012	141.6	1:38.052	
5 -	Out 110.4	42.014	22.082	141.0	1:36.209		10 -	29.181	112.4	41.464	21.861	141.9	1:32.506
36	BJ TOAL		Virgin Media Yamaha										
1 -	Out 99.7	43.928	22.838	141.6	1:41.466	8 -	29.147	113.6	41.009	22.757	136.7	1:32.913	
2 -	30.424	108.6	41.894	22.161	142.8	1:34.479	9 -	30.916	109.5	42.269	In		3:26.469 P
3 -	29.676	109.7	41.611	22.145	142.8	1:33.432	10 -	Out 110.2	41.935	22.050	143.4	1:37.316	
4 -	29.601	109.8	41.229	21.880	142.5	1:32.710	11 -	29.079	112.6	40.857	21.720	143.7	1:31.656
5 -	29.416	111.5	41.151	21.868	143.1	1:32.435	12 -	29.233	111.7	40.944	21.986	142.8	1:32.163
6 -	29.231	111.7	41.150	21.872	142.2	1:32.253	13 -	29.092	115.7	40.932	21.826	144.0	1:31.850
7 -	29.131	111.5	41.095	21.711	143.4	1:31.937							
37	James HILLIER		JMH Racing										
1 -	Out 97.7	44.129	22.576	139.5	1:43.779	8 -	Out 102.5	43.695	22.133	139.2	1:40.600		
2 -	30.233	109.8	42.010	22.082	140.7	1:34.325	9 -	29.471	111.7	41.450	21.901	139.8	1:32.822
3 -	29.738	116.5	51.159	22.743	141.0	1:43.640	10 -	29.389	113.4	41.254	21.843	139.8	1:32.486
4 -	29.520	112.0	41.704	21.996	139.8	1:33.220	11 -	29.267	113.0	41.467	21.886	140.7	1:32.620
5 -	29.533	110.7	41.432	21.937	140.7	1:32.902	12 -	29.351	113.7	41.644	21.914	140.1	1:32.909
6 -	29.549	112.0	41.491	21.946	140.7	1:32.986	13 -	29.269	112.4	41.270	22.176	142.2	1:32.715
7 -	31.248	105.4	45.194	In		4:53.831 P							
41	Ben TAYLOR		M&B Motorsport										
1 -	Out 102.6	43.661	23.150	138.4	1:41.434	6 -	Out 80.2	46.949	25.597	138.4	1:56.939		
2 -	30.398	102.1	42.499	22.512	140.4	1:35.409	7 -	30.491	104.9	43.544	In		3:50.968 P
3 -	30.125	105.7	42.416	23.531	135.0	1:36.072	8 -	Out 97.8	43.144	22.603	141.0	1:44.745	
4 -	29.941	104.0	42.130	22.304	140.1	1:34.375	9 -	30.257	105.2	42.690	22.484	139.8	1:35.431
5 -	32.377	97.8	44.884	In		5:06.269 P	10 -	30.011	106.0	42.185	22.360	139.8	1:34.556
43	Patrick McDOUGALL		Beowulf Racing										
1 -	29.974	104.9	41.668	21.911	141.9	1:33.553	9 -	29.251	113.4	41.030	21.852	140.1	1:32.133
2 -	29.362	109.8	41.207	21.661	141.9	1:32.230	10 -	29.312	112.0	40.968	21.882	141.0	1:32.162
3 -	29.962	110.7	41.496	22.380	140.4	1:33.838	11 -	29.231	112.2	40.971	21.826	141.0	1:32.028
4 -	29.518	110.4	41.184	21.868	141.0	1:32.570	12 -	29.106	114.9	41.451	21.760	141.9	1:32.317
5 -	29.265	112.8	41.126	22.001	139.8	1:32.392	13 -	29.289	113.9	41.062	21.714	141.9	1:32.065
6 -	29.166	111.8	40.995	21.600	142.2	1:31.761	14 -	29.364	109.1	41.222	21.844	141.3	1:32.430
7 -	29.467	107.9	41.308	21.694	141.6	1:32.469	15 -	29.069	110.4	41.702	22.212	139.8	1:32.983
8 -	29.285	114.3	40.850	21.945	140.4	1:32.080	16 -	29.329	109.8	41.193	21.836	140.1	1:32.358
44	Alistair FAGAN		JHS Racing										
1 -	Out 101.8	44.017	22.326	139.2	1:41.267	7 -	29.600	110.0	41.934	21.866	138.7	1:33.400	
2 -	29.502	106.9	41.580	22.334	139.8	1:33.416	8 -	29.688	111.8	44.493	In		4:04.961 P
3 -	29.872	106.2	42.459	In		2:48.222 P	9 -	Out 103.7	42.613	22.214	137.5	1:37.169	
4 -	Out 106.5	42.019	22.207	137.2	1:36.625		10 -	29.450	110.7	41.799	22.123	138.1	1:33.372
5 -	30.164	104.4	43.571	22.086	138.4	1:35.821	11 -	33.671	68.2	45.367	22.396	136.7	1:41.434
6 -	29.641	112.2	41.966	22.208	137.2	1:33.815	12 -	34.948	72.8	45.011	22.232	137.8	1:42.191
45	Glen RICHARDS		MAP Embassy Racing										
1 -	Out 105.0	42.329	21.990	140.7	1:39.212	9 -	34.691	97.0	44.921	21.920	141.6	1:41.532	
2 -	29.022	111.1	40.555	21.589	141.3	1:31.166	10 -	29.044	111.5	40.370	21.348	142.8	1:30.762

Brands Hatch GP
Circuit Length = 2.3009 miles
Start: 17:02 End: 17:31

MCRCB BULLETIN TK062

2008 Fuchs-Silkolene British Supersport Championship & Supersport Cup

FREE PRACTICE 2 - SECTOR ANALYSIS

3 -	28.820	113.4	40.503	21.340	142.5	1:30.663	11 -	28.906	112.8	40.800	21.506	142.2	1:31.212
4 -	28.735	115.3	40.295	21.406	142.5	1:30.436	12 -	28.683	114.9	40.200	21.584	142.2	1:30.467
5 -	28.612	112.8	40.289	21.463	141.6	1:30.364	13 -	29.011	113.6	41.421	21.920	142.5	1:32.352
6 -	28.675	113.0	40.547	21.345	141.9	1:30.567	14 -	28.566	115.3	40.248	21.415	142.2	1:30.229
7 -	28.706	114.3	40.402	21.557	143.7	1:30.665	15 -	28.618	111.5	40.587	21.562	141.0	1:30.767
8 -	28.780	112.8	40.401	21.429	141.9	1:30.610	16 -	28.948	112.2	40.566	21.751	141.0	1:31.265
48	Joe DICKINSON Trucklinks Yamaha												
1 -	Out	102.9	43.426	22.898	142.8	1:40.298	8 -	29.352	111.3	44.065	24.260	142.8	1:37.677
2 -	29.659	110.4	41.416	21.865	142.8	1:32.940	9 -	29.024	116.1	40.812	21.615	144.9	1:31.451
3 -	29.261	114.9	41.288	21.869	142.5	1:32.418	10 -	28.922	110.4	41.086	21.721	143.1	1:31.729
4 -	29.207	115.5	41.204	21.797	141.9	1:32.208	11 -	29.070	115.9	41.083	21.686	143.7	1:31.839
5 -	31.389	105.7	43.636	In		3:43.483 P	12 -	28.962	114.9	41.056	21.663	143.4	1:31.681
6 -	Out	100.9	44.108	21.895	143.4	1:46.251	13 -	35.910	84.8	49.262	23.263	143.7	1:48.435
7 -	29.021	116.5	40.704	21.578	145.3	1:31.303	14 -	29.172	113.6	41.181	21.724	143.1	1:32.077
53	Midge SMART Wylie & Holland Racing												
1 -	Out	95.7	43.869	22.362	144.9	1:42.079	8 -	29.622	107.9	42.498	In		5:57.557 P
2 -	29.856	106.5	41.779	21.802	145.3	1:33.437	9 -	Out	105.5	41.719	21.712	146.5	1:37.299
3 -	29.760	107.5	41.340	21.606	147.5	1:32.706	10 -	29.309	114.3	41.015	21.414	147.5	1:31.738
4 -	30.009	107.9	41.262	21.673	147.2	1:32.944	11 -	29.511	111.5	40.914	21.477	146.8	1:31.902
5 -	29.417	112.2	41.005	21.429	147.2	1:31.851	12 -	29.160	109.1	40.931	21.556	145.3	1:31.647
6 -	29.297	111.5	41.433	21.926	145.9	1:32.656	13 -	29.476	105.7	43.139	21.739	144.6	1:34.354
7 -	29.273	112.6	40.803	21.520	145.9	1:31.596	14 -	29.208	108.1	40.761	21.452	138.9	1:31.421
55	Ashley BEECH Colin Appleyard / Macadam R'g												
1 -	Out	94.9	45.367	22.811	142.2	1:46.466	10 -	29.507	110.2	41.389	22.121	142.8	1:33.017
2 -	30.073	107.0	41.759	22.203	144.3	1:34.035	11 -	29.319	111.1	41.377	21.954	143.1	1:32.650
3 -	29.705	110.7	41.280	21.861	144.6	1:32.846	12 -	29.323	109.5	41.724	21.694	145.6	1:32.741
4 -	29.836	108.6	41.287	21.900	143.4	1:33.023	13 -	29.486	113.0	41.047	21.770	144.6	1:32.303
5 -	29.345	107.9	42.296	22.024	144.0	1:33.665	14 -	29.222	110.2	41.072	21.753	144.3	1:32.047
6 -	29.244	109.1	41.332	21.865	144.9	1:32.441	15 -	29.253	113.6	41.045	21.798	144.6	1:32.096
7 -	29.476	107.4	41.226	21.974	143.1	1:32.676	16 -	29.393	113.9	41.120	21.822	144.0	1:32.335
8 -	29.676	109.8	41.661	21.961	144.6	1:33.298	17 -	29.161	109.8	40.995	22.002	143.4	1:32.158
9 -	29.640	109.3	41.150	22.053	143.1	1:32.843							
58	Conor O'BRIEN Arkwood Honda												
1 -	Out	97.4	45.235	22.995	136.1	1:46.214	8 -	30.503	106.9	42.082	22.506	135.8	1:35.091
2 -	30.676	106.9	42.186	22.679	137.5	1:35.541	9 -	31.195	99.7	43.259	In		4:27.728 P
3 -	30.459	108.1	42.549	22.608	137.5	1:35.616	10 -	Out	101.4	43.419	22.664	137.0	1:41.427
4 -	30.467	108.4	42.775	22.524	138.9	1:35.766	11 -	30.396	109.7	42.480	22.599	138.7	1:35.475
5 -	30.373	106.0	42.755	22.592	138.1	1:35.720	12 -	29.786	111.3	42.204	22.569	137.5	1:34.559
6 -	30.231	109.5	42.603	22.656	138.1	1:35.490	13 -	29.884	109.1	42.282	22.344	137.5	1:34.510
7 -	30.429	110.4	42.294	22.397	139.8	1:35.120	14 -	30.139	110.6	42.694	22.568	132.6	1:35.401
67	Glynn THOMAS GLT Racing												
1 -	Out	86.9	46.422	In		2:15.415 P	9 -	30.279	113.2	41.953	22.623	137.5	1:34.855
2 -	Out	99.0	43.474	22.995	137.0	1:46.631	10 -	30.454	110.2	42.152	22.404	140.1	1:35.010
3 -	30.941	108.9	42.980	22.979	137.5	1:36.900	11 -	30.364	107.9	41.987	22.347	140.1	1:34.698
4 -	30.675	109.5	42.406	22.473	137.8	1:35.554	12 -	30.286	110.9	41.918	22.355	139.5	1:34.559
5 -	30.591	101.4	42.419	22.435	138.1	1:35.445	13 -	30.249	107.0	42.007	22.480	138.4	1:34.736
6 -	30.678	103.9	42.239	22.584	139.2	1:35.501	14 -	30.480	107.7	42.144	22.409	140.1	1:35.033
7 -	30.562	105.8	42.231	22.558	138.4	1:35.351	15 -	30.548	108.8	42.928	22.502	136.7	1:35.978
8 -	30.794	109.7	42.514	22.588	138.1	1:35.896	16 -	30.745	110.0	41.897	22.419	138.4	1:35.061
71	Rob FROST Team Buff												
1 -	Out	99.4	45.418	22.911	139.2	1:44.643	8 -	29.532	115.5	41.247	21.890	141.0	1:32.669
2 -	30.240	111.3	41.822	22.001	141.9	1:34.063	9 -	29.356	113.2	40.739	21.878	140.7	1:31.973
3 -	29.822	114.3	41.389	21.953	142.5	1:33.164	10 -	29.329	108.8	41.182	21.845	141.9	1:32.356
4 -	29.897	109.1	41.960	22.237	139.2	1:34.094	11 -	29.235	112.6	41.116	21.810	140.7	1:32.161
5 -	29.904	113.4	41.549	21.822	141.3	1:33.275	12 -	29.292	115.1	40.998	21.669	140.7	1:31.959
6 -	29.731	108.6	41.862	In		5:06.702 P	13 -	31.944	98.4	45.792	22.166	141.0	1:39.902
7 -	Out	102.1	42.788	22.183	139.2	1:38.604	14 -	29.286	112.8	43.240	21.935	139.2	1:34.461

Brands Hatch GP
Circuit Length = 2.3009 miles
Start: 17:02 End: 17:31

Weather / Track : Sunny / Dry

MCRCB BULLETIN TK062

2008 Fuchs-Silkolene British Supersport Championship & Supersport Cup

FREE PRACTICE 2 - SECTOR ANALYSIS

72	James DYE				Team Buff								
1 -	Out	100.2	44.116	22.452	140.7	1:40.887	7 -	Out	103.4	42.021	In	2:49.228 P	
2 -	30.207	105.7	41.991	22.381	141.0	1:34.579	8 -	Out	106.9	41.904	In	2:28.712 P	
3 -	30.142	108.8	41.623	22.085	141.3	1:33.850	9 -	Out	110.4	41.609	22.137	140.4	1:35.206
4 -	29.229	110.2	41.453	22.038	141.3	1:32.720	10 -	29.586	110.9	41.224	22.220	141.6	1:33.030
5 -	29.540	110.6	41.127	21.871	141.6	1:32.538	11 -	29.487	112.4	41.329	22.183	138.9	1:32.999
6 -	29.444	109.8	41.642	In		2:51.992 P	12 -	29.596	111.3	41.369	22.035	140.4	1:33.000
74	Dean HIPWELL				Atherton Godfrey Solicitors								
1 -	Out	107.2	43.021	22.416	141.0	1:41.366	8 -	29.417	112.0	40.933	22.022	123.4	1:32.372
2 -	30.492	109.3	41.735	22.041	144.9	1:34.268	9 -	31.438	104.7	42.722	In		2:38.667 P
3 -	30.165	109.5	41.845	22.021	140.7	1:34.031	10 -	Out	110.4	41.111	22.748	133.7	1:36.520
4 -	30.490	109.8	41.727	In		3:59.035 P	11 -	29.406	117.1	41.167	In		2:36.458 P
5 -	Out	106.0	42.469	22.091	139.8	1:42.058	12 -	Out	114.3	41.099	21.701	140.7	1:33.988
6 -	29.724	113.0	40.915	21.878	141.3	1:32.517	13 -	29.396	115.9	40.900	21.528	141.6	1:31.824
7 -	29.381	117.7	40.921	21.632	140.4	1:31.934							
75	Craig FITZPATRICK				BLDS Couriers								
1 -	Out	106.5	42.582	22.018	141.3	1:37.283	8 -	28.701	117.9	40.725	In		3:51.572 P
2 -	29.325	117.9	40.799	21.634	142.2	1:31.758	9 -	Out	110.0	41.363	21.630	141.9	1:38.151
3 -	28.975	116.7	40.806	21.607	142.5	1:31.388	10 -	28.909	116.3	40.244	21.535	141.6	1:30.688
4 -	29.126	114.7	40.791	21.840	141.9	1:31.757	11 -	28.787	118.4	40.201	22.282	136.1	1:31.270
5 -	29.479	116.3	41.183	21.616	140.1	1:32.278	12 -	28.885	116.9	40.077	21.814	141.3	1:30.776
6 -	28.909	115.3	40.467	21.264	145.3	1:30.640	13 -	28.924	117.1	40.717	21.484	141.0	1:31.125
7 -	29.001	112.0	40.714	21.440	143.4	1:31.155	14 -	28.836	117.7	40.478	21.791	141.0	1:31.105
76	Ross WALTER				Interserve Racing								
1 -	Out	83.4	46.082	23.118	139.5	1:50.852	9 -	29.839	102.9	46.649	21.806	140.7	1:38.294
2 -	30.539	112.2	42.106	22.181	141.6	1:34.826	10 -	29.222	114.1	40.955	21.741	140.7	1:31.918
3 -	29.642	112.4	41.654	22.109	138.9	1:33.405	11 -	29.795	111.7	42.187	In		2:16.960 P
4 -	32.523	90.4	49.940	23.548	127.3	1:46.011	12 -	Out	107.4	41.295	21.845	140.4	1:38.284
5 -	30.733	111.5	41.258	21.849	141.3	1:33.840	13 -	31.843	89.6	42.894	21.983	139.2	1:36.720
6 -	29.369	115.1	41.063	21.778	143.1	1:32.210	14 -	29.365	115.7	41.009	21.810	139.8	1:32.184
7 -	32.275	89.1	45.061	22.100	143.7	1:39.436	15 -	29.376	114.9	41.217	21.738	141.6	1:32.331
8 -	29.417	115.9	40.979	21.690	140.4	1:32.086	16 -	29.608	116.3	40.947	21.770	141.0	1:32.325
77	Marty NUTT				Nutt Travel / T+G								
1 -	Out	92.9	46.165	23.840	130.6	1:49.542	9 -	30.080	112.4	42.403	22.156	138.1	1:34.639
2 -	31.871	104.7	43.186	22.807	136.7	1:37.864	10 -	29.165	115.5	40.962	21.869	138.9	1:31.996
3 -	30.137	112.0	41.353	21.855	141.0	1:33.345	11 -	28.932	118.4	41.284	21.919	138.7	1:32.135
4 -	29.213	113.7	41.269	21.730	142.2	1:32.212	12 -	28.950	115.9	40.581	21.811	139.8	1:31.342
5 -	29.175	114.1	40.960	21.820	141.3	1:31.955	13 -	30.413	112.8	42.778	28.140	107.4	1:41.331
6 -	29.162	114.3	41.108	21.918	141.9	1:32.188	14 -	29.658	114.3	40.655	21.884	140.1	1:32.197
7 -	29.173	114.7	40.840	21.785	142.2	1:31.798	15 -	28.859	116.5	41.405	21.884	141.6	1:32.148
8 -	30.015	109.1	41.573	22.093	137.2	1:33.681							
82	Adam TEMPEST				Slippery Sam Racing								
1 -	Out	97.0	45.582	23.248	137.2	1:46.706	8 -	30.178	107.5	42.018	22.114	138.9	1:34.310
2 -	30.746	107.7	42.554	22.370	139.8	1:35.670	9 -	30.170	104.9	42.529	In		3:40.429 P
3 -	30.047	104.0	42.443	22.465	140.4	1:34.955	10 -	Out	102.8	43.150	22.396	138.4	1:42.026
4 -	30.341	109.1	42.128	22.353	138.7	1:34.822	11 -	30.215	110.6	41.878	22.202	138.7	1:34.295
5 -	29.830	110.6	41.961	22.174	139.2	1:33.965	12 -	30.023	105.8	42.233	22.175	138.7	1:34.431
6 -	29.570	109.7	41.909	22.468	139.2	1:33.947	13 -	30.058	106.2	42.377	22.155	139.5	1:34.590
7 -	29.860	110.7	42.273	22.240	138.4	1:34.373	14 -	29.633	108.2	42.534	22.349	138.4	1:34.516
85	Jonathan HARRISON				Harrison Bros Racing								
1 -	Out	88.1	45.887	23.068	136.1	1:46.124	8 -	29.961	108.8	42.035	22.558	137.0	1:34.554
2 -	30.765	106.4	42.493	22.488	137.8	1:35.746	9 -	30.417	98.0	43.688	In		3:55.907 P
3 -	30.090	105.0	42.132	22.398	137.5	1:34.620	10 -	Out	99.4	42.530	22.347	137.2	1:43.714
4 -	30.185	104.9	42.124	22.402	137.8	1:34.711	11 -	29.857	107.0	41.880	22.367	137.2	1:34.104
5 -	30.145	105.8	42.654	22.482	136.7	1:35.281	12 -	29.945	102.5	42.051	22.634	135.8	1:34.630
6 -	30.253	105.0	42.297	22.772	137.8	1:35.322	13 -	30.049	108.1	42.327	22.327	137.2	1:34.703
7 -	30.093	104.0	42.246	22.378	137.5	1:34.717	14 -	30.031	108.2	43.046	22.585	134.8	1:35.662

Brands Hatch GP
Circuit Length = 2.3009 miles
Start: 17:02 End: 17:31

Weather / Track : Sunny / Dry

2008 Fuchs-Silkolene British Supersport Championship & Supersport Cup
FREE PRACTICE 2 - SECTOR ANALYSIS

94		Ben WYLIE		Wylie & Holland Racing									
1 -	Out 96.7	43.925	22.408	145.3	1:41.807	9 -	29.320	115.1	41.014	21.982	141.6	1:32.316	
2 -	30.061 107.9	41.867	22.082	144.6	1:34.010	10 -	29.347	113.7	41.137	21.765	142.5	1:32.249	
3 -	29.480 110.2	41.639	21.862	143.4	1:32.981	11 -	29.275	114.5	41.465	21.816	142.5	1:32.556	
4 -	31.012 101.5	43.283	In		2:42.132 P	12 -	29.202	113.0	41.046	21.683	143.1	1:31.931	
5 -	Out 103.7	42.446	22.108	142.5	1:38.238	13 -	29.041	116.1	40.840	21.676	142.8	1:31.557	
6 -	29.421 116.3	41.238	21.788	143.4	1:32.447	14 -	29.147	114.7	41.468	21.794	142.5	1:32.409	
7 -	29.195 112.4	41.152	21.809	143.1	1:32.156	15 -	29.367	117.3	41.293	21.877	142.5	1:32.537	
8 -	29.391 114.3	41.038	21.747	142.8	1:32.176	16 -	29.212	114.5	41.762	22.097	140.7	1:33.071	
96		Paul YOUNG		MAP Embassy Racing									
1 -	Out 105.7	42.638	21.994	141.9	1:40.415	7 -	29.253	115.1	40.989	21.814	141.3	1:32.056	
2 -	29.675 113.2	41.292	21.897	139.5	1:32.864	8 -	30.012	113.6	41.542	In		7:38.620 P	
3 -	29.622 114.1	41.260	21.731	142.2	1:32.613	9 -	Out	112.8	41.066	21.827	140.7	1:34.088	
4 -	29.599 111.8	41.201	21.508	143.1	1:32.308	10 -	29.279	115.1	40.718	21.765	141.6	1:31.762	
5 -	29.229 109.5	41.063	21.826	142.5	1:32.118	11 -	29.038	113.6	40.996	21.562	142.2	1:31.596	
6 -	29.373 113.7	41.009	21.825	142.8	1:32.207	12 -	29.106	114.9	41.185	21.851	134.8	1:32.142	

MCRCB BULLETIN TK063

2008 Fuchs-Silkolene British Supersport Championship & Supersport Cup FREE PRACTICE 2 - SPEED TRAPS

SECTOR 1				SECTOR 2			FINISH LINE		
POS	NO	NAME	MPH	NO	NAME	MPH	NO	NAME	MPH
1	27	James WESTMORELAND	119.4				53	Midge SMART	147.5
2	75	Craig FITZPATRICK	118.4				26	Chris MARTIN	145.9
3	77	Marty NUTT	118.4				55	Ashley BEECH	145.6
4	31	Sam OWENS	118.1				8	Ian HUTCHINSON	145.3
5	18	Pete SPALDING	117.7				48	Joe DICKINSON	145.3
6	74	Dean HIPWELL	117.7				75	Craig FITZPATRICK	145.3
7	3	Hudson KENNAUGH	117.5				94	Ben WYLIE	145.3
8	11	Andy WEYMOUTH	117.3				2	Ian LOWRY	144.9
9	94	Ben WYLIE	117.3				11	Andy WEYMOUTH	144.9
10	2	Ian LOWRY	116.9				74	Dean HIPWELL	144.9
11	6	James WEBB	116.9				5	Steven NEATE	144.0
12	20	Daniel COOPER	116.9				31	Sam OWENS	144.0
13	26	Chris MARTIN	116.7				36	BJ TOAL	144.0
14	37	James HILLIER	116.5				3	Hudson KENNAUGH	143.7
15	48	Joe DICKINSON	116.5				45	Glen RICHARDS	143.7
16	76	Ross WALTER	116.3				76	Ross WALTER	143.7
17	17	Steve BROGAN	115.9				17	Steve BROGAN	143.4
18	32	Paul VEAZEY	115.9				20	Daniel COOPER	143.4
19	36	BJ TOAL	115.7				21	David HALLETT	143.4
20	71	Rob FROST	115.5				6	James WEBB	143.1
21	4	John McGUINNESS	115.3				27	James WESTMORELAND	143.1
22	45	Glen RICHARDS	115.3				96	Paul YOUNG	143.1
23	8	Ian HUTCHINSON	115.1				33	Aaron WALKER	142.8
24	96	Paul YOUNG	115.1				18	Pete SPALDING	142.5
25	43	Patrick McDOUGALL	114.9				71	Rob FROST	142.5
26	21	David HALLETT	114.7				37	James HILLIER	142.2
27	53	Midge SMART	114.3				43	Patrick McDOUGALL	142.2
28	5	Steven NEATE	113.9				77	Marty NUTT	142.2
29	55	Ashley BEECH	113.9				72	James DYE	141.6
30	72	James DYE	113.9				4	John McGUINNESS	141.0
31	67	Glynn THOMAS	113.2				41	Ben TAYLOR	141.0
32	33	Aaron WALKER	112.4				82	Adam TEMPEST	140.4
33	44	Alistair FAGAN	112.2				67	Glynn THOMAS	140.1
34	58	Conor O'BRIEN	111.3				44	Alistair FAGAN	139.8
35	82	Adam TEMPEST	110.7				58	Conor O'BRIEN	139.8
36	85	Jonathan HARRISON	108.8				32	Paul VEAZEY	139.2
37	41	Ben TAYLOR	106.0				85	Jonathan HARRISON	137.8

Weather / Track : Sunny / Dry

www.tsl-timing.com

Brands Hatch GP
Circuit Length = 2.3009 miles
Start: 17:02 End: 17:31

Printed - 17.32 Saturday, 10 May 2008

MCRCB BULLETIN TK064

2008 Fuchs-Silkolene British Supersport Championship & Supersport Cup FREE PRACTICE 2 - BEST SECTOR TIMES

SECTOR 1			SECTOR 2			SECTOR 3			IDEAL / BEST COMPARISON						
POS	NO	NAME	TIME	NO	NAME	TIME	NO	NAME	TIME	POS	NO	NAME	IDEAL	BEST	DIFF
1	3	KENNAUGH	28.498	3	KENNAUGH	39.822	3	KENNAUGH	21.181	1	3	KENNAUGH	1:29.501	1:29.501	0.000
2	45	RICHARDS	28.566	75	FITZPATRICK	40.077	75	FITZPATRICK	21.264	2	75	FITZPATRICK	1:30.042	1:30.640	0.598
3	27	WESTMORELAND	28.568	45	RICHARDS	40.200	45	RICHARDS	21.340	3	45	RICHARDS	1:30.106	1:30.229	0.123
4	75	FITZPATRICK	28.701	27	WESTMORELAND	40.316	53	SMART	21.414	4	27	WESTMORELAND	1:30.456	1:30.553	0.097
5	2	LOWRY	28.750	20	COOPER	40.463	11	WEYMOUTH	21.437	5	20	COOPER	1:30.735	1:31.013	0.278
6	20	COOPER	28.758	2	LOWRY	40.555	8	HUTCHINSON	21.461	6	2	LOWRY	1:30.801	1:31.323	0.522
7	31	OWENS	28.802	26	MARTIN	40.559	26	MARTIN	21.464	7	8	HUTCHINSON	1:30.887	1:30.930	0.043
8	8	HUTCHINSON	28.844	77	NUTT	40.581	2	LOWRY	21.496	8	26	MARTIN	1:30.916	1:31.060	0.144
9	77	NUTT	28.859	8	HUTCHINSON	40.582	96	YOUNG	21.508	9	6	WEBB	1:31.075	1:31.297	0.222
10	26	MARTIN	28.893	6	WEBB	40.607	20	COOPER	21.514	10	11	WEYMOUTH	1:31.098	1:31.269	0.171
11	6	WEBB	28.894	5	NEATE	40.661	74	HIPWELL	21.528	11	17	BROGAN	1:31.144	1:31.144	0.000
12	5	NEATE	28.902	17	BROGAN	40.670	17	BROGAN	21.531	12	31	OWENS	1:31.146	1:31.226	0.080
13	11	WEYMOUTH	28.909	48	DICKINSON	40.704	27	WESTMORELAND	21.572	13	5	NEATE	1:31.168	1:31.415	0.247
14	48	DICKINSON	28.922	96	YOUNG	40.718	6	WEBB	21.574	14	77	NUTT	1:31.170	1:31.342	0.172
15	17	BROGAN	28.943	31	OWENS	40.736	48	DICKINSON	21.578	15	48	DICKINSON	1:31.204	1:31.303	0.099
16	18	SPALDING	29.005	71	FROST	40.739	43	McDOUGALL	21.600	16	96	YOUNG	1:31.264	1:31.596	0.332
17	4	McGUINNESS	29.027	11	WEYMOUTH	40.752	5	NEATE	21.605	17	53	SMART	1:31.335	1:31.421	0.086
18	96	YOUNG	29.038	53	SMART	40.761	31	OWENS	21.608	18	43	McDOUGALL	1:31.519	1:31.761	0.242
19	94	WYLIE	29.041	4	McGUINNESS	40.767	18	SPALDING	21.645	19	94	WYLIE	1:31.557	1:31.557	0.000
20	43	McDOUGALL	29.069	94	WYLIE	40.840	71	FROST	21.669	20	18	SPALDING	1:31.598	1:31.795	0.197
21	36	TOAL	29.079	43	McDOUGALL	40.850	94	WYLIE	21.676	21	4	McGUINNESS	1:31.623	1:31.843	0.220
22	53	SMART	29.160	21	HALLETT	40.851	21	HALLETT	21.688	22	71	FROST	1:31.643	1:31.959	0.316
23	55	BEECH	29.161	36	TOAL	40.857	76	WALTER	21.690	23	36	TOAL	1:31.647	1:31.656	0.009
24	21	HALLETT	29.170	74	HIPWELL	40.900	55	BEECH	21.694	24	21	HALLETT	1:31.709	1:31.851	0.142
25	33	WALKER	29.181	76	WALTER	40.947	36	TOAL	21.711	25	74	HIPWELL	1:31.809	1:31.824	0.015
26	76	WALTER	29.222	18	SPALDING	40.948	77	NUTT	21.730	26	55	BEECH	1:31.850	1:32.047	0.197
27	72	DYE	29.229	55	BEECH	40.995	4	McGUINNESS	21.829	27	76	WALTER	1:31.859	1:31.918	0.059
28	71	FROST	29.235	33	WALKER	41.096	37	HILLIER	21.843	28	33	WALKER	1:32.138	1:32.506	0.368
29	37	HILLIER	29.267	72	DYE	41.127	33	WALKER	21.861	29	72	DYE	1:32.227	1:32.538	0.311
30	32	VEAZEY	29.370	37	HILLIER	41.254	44	FAGAN	21.866	30	37	HILLIER	1:32.364	1:32.486	0.122
31	74	HIPWELL	29.381	44	FAGAN	41.580	72	DYE	21.871	31	44	FAGAN	1:32.896	1:33.372	0.476
32	44	FAGAN	29.450	32	VEAZEY	41.687	82	TEMPEST	22.114	32	32	VEAZEY	1:33.398	1:33.422	0.024
33	82	TEMPEST	29.570	82	TEMPEST	41.878	41	TAYLOR	22.304	33	82	TEMPEST	1:33.562	1:33.947	0.385
34	58	O'BRIEN	29.786	85	HARRISON	41.880	85	HARRISON	22.327	34	85	HARRISON	1:34.064	1:34.104	0.040
35	85	HARRISON	29.857	67	THOMAS	41.897	32	VEAZEY	22.341	35	58	O'BRIEN	1:34.212	1:34.510	0.298
36	41	TAYLOR	29.941	58	O'BRIEN	42.082	58	O'BRIEN	22.344	36	41	TAYLOR	1:34.375	1:34.375	0.000
37	67	THOMAS	30.249	41	TAYLOR	42.130	67	THOMAS	22.347	37	67	THOMAS	1:34.493	1:34.559	0.066
										Perfect Lap		1:29.501			

MCRCB BULLETIN TK088

2008 Fuchs-Silkolene British Supersport Championship & Supersport Cup WARM-UP - CLASSIFICATION

POS	NO	CL	NAME	ENTRY	TIME	ON	LAPS	GAP	DIFF	MPH
1	3		Hudson KENNAUGH	Yamaha - Raceways Yamaha	1:30.118	4	7			91.91
2	6		James WEBB	Honda - Padgetts Motorcycles	1:30.881	7	7	0.763	0.763	91.14
3	8		Ian HUTCHINSON	Yamaha - AIM Racing	1:30.908	5	6	0.790	0.027	91.11
4	27		James WESTMORELAND	Honda - Centurion Racing	1:30.972	3	3	0.854	0.064	91.05
5	71		Rob FROST	Triumph - Team Buff	1:31.038	3	6	0.920	0.066	90.98
6	48		Joe DICKINSON	Yamaha - Trucklinks Yamaha	1:31.053	6	6	0.935	0.015	90.97
7	96		Paul YOUNG	Triumph - MAP Embassy Racing	1:31.098	6	6	0.980	0.045	90.92
8	5		Steven NEATE	Kawasaki - Gearlink Kawasaki	1:31.189	6	6	1.071	0.091	90.83
9	75	C	Craig FITZPATRICK	Yamaha - BLDS Couriers	1:31.218	5	6	1.100	0.029	90.80
10	17		Steve BROGAN	Honda - HM Plant Honda	1:31.255	6	6	1.137	0.037	90.76
11	11	C	Andy WEYMOUTH	Yamaha - Linxcel / Seton Tuning	1:31.347	6	6	1.229	0.092	90.67
12	4		John McGUINNESS	Honda - Padgetts Batley Ltd	1:31.407	3	6	1.289	0.060	90.61
13	53		Midge SMART	Yamaha - Wylie & Holland Racing	1:31.428	5	6	1.310	0.021	90.59
14	77		Marty NUTT	Yamaha - Nutt Travel / T+G	1:31.452	6	7	1.334	0.024	90.57
15	74	C	Dean HIPWELL	Yamaha - Atherton Godfrey Solicitors	1:31.547	4	6	1.429	0.095	90.47
16	20		Daniel COOPER	Honda - Centurion Racing	1:31.600	4	6	1.482	0.053	90.42
17	33		Aaron WALKER	Honda - TJW Racing	1:31.615	6	6	1.497	0.015	90.41
18	45		Glen RICHARDS	Triumph - MAP Embassy Racing	1:31.662	2	5	1.544	0.047	90.36
19	18		Pete SPALDING	Yamaha - Linxcel / Seton Tuning	1:31.759	6	6	1.641	0.097	90.27
20	43	C	Patrick McDOUGALL	Yamaha - Beowulf Racing	1:31.772	3	6	1.654	0.013	90.25
21	36		BJ TOAL	Yamaha - Virgin Media Yamaha	1:31.779	6	7	1.661	0.007	90.25
22	76	C	Ross WALTER	Triumph - Interserve Racing	1:31.943	5	6	1.825	0.164	90.09
23	55		Ashley BEECH	Yamaha - Colin Appleyard / Macadam R'g	1:32.042	5	6	1.924	0.099	89.99
24	37		James HILLIER	Kawasaki - JMH Racing	1:32.116	3	6	1.998	0.074	89.92
25	31		Sam OWENS	Honda - Premier Motorsport	1:32.175	4	7	2.057	0.059	89.86
26	2		Ian LOWRY	Suzuki - Relentless Suzuki by TAS	1:32.321	6	6	2.203	0.146	89.72
27	21	C	David HALLETT	Triumph - TCG Motorsport	1:32.587	3	5	2.469	0.266	89.46
28	94		Ben WYLIE	Yamaha - Wylie & Holland Racing	1:32.625	3	6	2.507	0.038	89.42
29	26		Chris MARTIN	Kawasaki - Gearlink Kawasaki	1:32.673	5	6	2.555	0.048	89.38
30	44	C	Alistair FAGAN	Triumph - JHS Racing	1:32.954	2	5	2.836	0.281	89.11
31	58		Conor O'BRIEN	Honda - Arkwood Honda	1:33.540	3	7	3.422	0.586	88.55
32	32	C	Paul VEAZEY	Kawasaki - Astro Kawasaki	1:33.870	3	7	3.752	0.330	88.24
33	72	C	James DYE	Triumph - Team Buff	1:34.222	2	6	4.104	0.352	87.91
34	82	C	Adam TEMPEST	Triumph - Slippery Sam Racing	1:34.407	6	7	4.289	0.185	87.73
35	85	C	Jonathan HARRISON	Yamaha - Harrison Bros Racing	1:34.701	5	6	4.583	0.294	87.46
36	67	C	Glynn THOMAS	Honda - GLT Racing	1:35.176	3	6	5.058	0.475	87.02

Weather / Track : Sunny / Dry

These results are provisional until the conclusion of any judicial and technical matters.

Brands Hatch GP
Circuit Length = 2.3009 miles
Start: 11:04 End: 11:16

Race Director :	Stewards :	Timekeeper :

MCRCB BULLETIN TK089

2008 Fuchs-Silkolene British Supersport Championship & Supersport Cup

WARM-UP - SECTOR ANALYSIS

2	Ian LOWRY		Relentless Suzuki by TAS										
1 -	Out 92.8	44.250	22.704	140.1	1:45.012	4 -	29.381	114.1	42.330	22.083	140.1	1:33.794	
2 -	29.961	114.5	41.678	22.038	140.1	1:33.677	5 -	31.552	103.6	42.397	22.302	138.9	1:36.251
3 -	29.391	115.7	41.671	21.968	140.1	1:33.030	6 -	29.422	112.4	41.151	21.748	141.3	1:32.321
3	Hudson KENNAUGH		Raceways Yamaha										
1 -	Out 103.2	42.059	22.012	142.8	1:36.373	5 -	28.940	101.8	44.317	23.569	144.0	1:36.826	
2 -	29.159	108.6	40.442	21.364	144.9	1:30.965	6 -	28.615	112.0	40.462	21.208	145.3	1:30.285
3 -	28.742	113.2	40.236	21.186	144.6	1:30.164	7 -	29.292	108.4	41.114	21.540	143.1	1:31.946
4 -	28.450	110.4	40.216	21.452	144.3	1:30.118							
4	John McGUINNESS		Padgetts Batley Ltd										
1 -	Out 95.2	43.874	22.945	138.1	1:43.718	4 -	28.916	115.1	40.789	21.729	141.0	1:31.434	
2 -	32.100	104.9	41.599	22.081	141.0	1:35.780	5 -	29.692	112.8	41.180	21.851	141.6	1:32.723
3 -	28.911	117.1	40.677	21.819	141.3	1:31.407	6 -	29.189	111.5	41.254	21.745	142.5	1:32.188
5	Steven NEATE		Gearlink Kawasaki										
1 -	Out 87.0	44.252	22.722	142.8	1:52.729	4 -	29.378	113.0	41.067	21.934	142.2	1:32.379	
2 -	29.333	113.9	40.864	21.738	143.1	1:31.935	5 -	28.848	111.1	40.669	21.748	141.3	1:31.265
3 -	28.841	111.1	41.037	21.679	145.9	1:31.557	6 -	28.884	111.5	40.638	21.667	141.6	1:31.189
6	James WEBB		Padgetts Motorcycles										
1 -	Out 100.8	43.615	22.362	141.9	1:41.399	5 -	28.933	113.2	40.762	21.490	143.4	1:31.185	
2 -	29.487	112.2	41.280	21.844	142.8	1:32.611	6 -	28.998	113.4	40.443	21.957	142.8	1:31.398
3 -	29.199	112.2	40.826	21.564	141.9	1:31.589	7 -	28.953	112.6	40.513	21.415	144.3	1:30.881
4 -	28.994	113.0	40.555	21.521	142.5	1:31.070							
8	Ian HUTCHINSON		AIM Racing										
1 -	29.361	111.3	40.812	21.549	145.9	1:31.722	4 -	28.722	113.7	40.727	21.600	145.3	1:31.049
2 -	28.797	110.4	40.974	21.681	146.2	1:31.452	5 -	28.881	114.7	40.537	21.490	143.7	1:30.908
3 -	29.076	111.8	40.718	21.600	144.6	1:31.394	6 -	28.878	113.2	40.640	21.503	143.7	1:31.021
11	Andy WEYMOUTH		Linxcel / Seton Tuning										
1 -	29.551	114.5	41.042	21.840	140.4	1:32.433	4 -	29.191	115.9	41.180	21.751	142.5	1:32.122
2 -	29.120	114.5	40.880	21.817	139.5	1:31.817	5 -	29.356	115.1	40.801	22.139	142.5	1:32.296
3 -	29.242	114.3	40.774	21.652	143.4	1:31.668	6 -	29.061	114.5	40.658	21.628	142.8	1:31.347
17	Steve BROGAN		HM Plant Honda										
1 -	29.425	109.1	41.611	21.670	145.6	1:32.706	4 -	29.220	110.2	41.000	21.446	145.9	1:31.666
2 -	29.371	108.1	40.970	21.526	145.3	1:31.867	5 -	29.170	112.8	40.738	21.413	144.9	1:31.321
3 -	29.171	110.4	40.929	21.582	145.6	1:31.682	6 -	29.044	109.7	40.767	21.444	145.3	1:31.255
18	Pete SPALDING		Linxcel / Seton Tuning										
1 -	29.496	114.7	41.352	21.929	139.8	1:32.777	4 -	29.198	112.4	41.117	21.579	144.6	1:31.894
2 -	29.964	111.8	41.431	21.726	143.7	1:33.121	5 -	29.390	111.5	41.324	21.586	143.4	1:32.300
3 -	29.420	112.2	41.232	21.806	144.0	1:32.458	6 -	29.292	113.6	40.860	21.607	143.1	1:31.759
20	Daniel COOPER		Centurion Racing										
1 -	29.554	110.9	41.108	21.729	143.4	1:32.391	4 -	29.155	115.7	40.799	21.646	144.0	1:31.600
2 -	29.179	111.7	40.750	21.757	143.7	1:31.686	5 -	28.931	110.9	41.256	21.683	144.3	1:31.870
3 -	28.943	112.6	40.807	21.940	143.7	1:31.690	6 -	29.301	113.0	40.833	21.728	143.4	1:31.862
21	David HALLETT		TCG Motorsport										
1 -	30.344	106.4	41.981	21.867	143.4	1:34.192	4 -	1:35.335	92.7	43.827	22.087	140.1	2:41.249
2 -	29.876	110.4	41.516	21.965	140.4	1:33.357	5 -	30.368	107.7	41.829	22.244	137.8	1:34.441
3 -	29.539	113.2	41.197	21.851	141.3	1:32.587							
26	Chris MARTIN		Gearlink Kawasaki										
1 -	Out 94.8	44.961	24.458	140.1	1:47.958	4 -	Out 106.5	45.295	22.218	141.6	1:42.001		
2 -	29.725	112.0	41.489	21.894	141.9	1:33.108	5 -	29.703	114.3	41.202	21.768	141.6	1:32.673
3 -	29.306	115.9	42.154	In		2:43.714 P	6 -	29.231	114.5	41.216	22.369	141.3	1:32.816

Brands Hatch GP
Circuit Length = 2.3009 miles
Start: 11:04 End: 11:16

Weather / Track : Sunny / Dry

MCRCB BULLETIN TK089

2008 Fuchs-Silkolene British Supersport Championship & Supersport Cup

WARM-UP - SECTOR ANALYSIS

27	James WESTMORELAND				Centurion Racing									
1 -	Out	103.7	42.452	22.078	141.6	1:37.077	3 -	28.838	118.4	40.491	21.643	141.6	1:30.972	
2 -		29.097	117.5	40.659	21.723	142.2								
31	Sam OWENS				Premier Motorsport									
1 -	Out	100.9	42.732	22.481	142.5	1:40.634	5 -	29.292	112.2	41.963	22.041	141.6	1:33.296	
2 -		29.373	111.3	41.583	21.988	142.5		6 -	29.318	113.9	41.316	22.058	143.1	1:32.692
3 -		29.359	113.4	41.369	21.908	141.9		7 -	29.752	110.0	41.742	22.179	141.3	1:33.673
4 -		29.184	115.9	41.127	21.864	143.4							1:32.175	
32	Paul VEAZEY				Astro Kawasaki									
1 -	Out	93.3	51.446	24.786	134.5	1:55.140	5 -	29.613	113.9	42.726	22.481	137.0	1:34.820	
2 -		30.490	108.6	42.367	22.661	137.8		6 -	29.631	112.8	42.068	22.474	138.9	1:34.173
3 -		29.660	112.4	41.856	22.354	137.8		7 -	29.490	113.7	41.891	22.517	138.1	1:33.898
4 -		29.749	111.8	42.879	22.838	138.7							1:35.466	
33	Aaron WALKER				TJW Racing									
1 -		30.082	106.5	41.158	21.718	145.3		4 -	29.100	107.2	40.972	21.600	144.3	1:31.672
2 -		29.465	107.9	41.540	21.563	145.3		5 -	29.434	108.8	40.746	21.492	145.6	1:31.672
3 -		29.388	110.7	40.886	21.478	144.3		6 -	29.169	108.8	40.904	21.542	144.0	1:31.615
36	BJ TOAL				Virgin Media Yamaha									
1 -	Out	90.8	43.746	22.627	143.7	1:55.314	5 -	30.423	108.4	41.932	21.938	143.7	1:34.293	
2 -		29.838	111.3	41.713	21.978	144.0		6 -	29.007	113.4	40.872	21.900	142.5	1:31.779
3 -		29.231	114.3	40.956	21.836	144.6		7 -	29.175	115.1	41.141	21.851	141.0	1:32.167
4 -		29.235	112.0	41.494	21.734	145.3							1:32.463	
37	James HILLIER				JMH Racing									
1 -		29.633	109.3	41.379	21.658	143.4		4 -	29.194	114.3	41.100	21.872	140.4	1:32.166
2 -		29.595	111.5	41.119	21.666	141.6		5 -	29.438	114.3	42.130	21.922	139.8	1:33.490
3 -		29.307	112.8	41.138	21.671	141.0		6 -	30.720	104.4	45.306	23.707	133.7	1:39.733
43	Patrick McDOUGALL				Beowulf Racing									
1 -	Out	107.5	42.285	32.737	84.0	1:48.322	4 -	28.942	113.0	41.384	22.147	141.0	1:32.473	
2 -		30.494	111.8	40.982	21.820	141.3		5 -	29.206	114.1	41.057	In	2:29.937 P	
3 -		29.147	112.0	40.842	21.783	141.3		6 -	Out	110.9	41.361	21.902	140.7	1:37.777
44	Alistair FAGAN				JHS Racing									
1 -		29.889	106.2	41.944	22.083	140.4		4 -	Out	104.5	43.523	22.207	137.0	1:37.082
2 -		29.408	106.5	41.576	21.970	139.2		5 -	29.600	110.6	41.842	22.153	138.9	1:33.595
3 -		30.816	106.4	42.615	In								2:40.055 P	
45	Glen RICHARDS				MAP Embassy Racing									
1 -		29.391	114.5	40.898	21.708	145.6		4 -	28.944	109.8	41.484	In	1:53.199 P	
2 -		29.340	111.7	40.708	21.614	142.5		5 -	Out	113.7	40.370	21.643	140.7	1:31.388
3 -		39.453	77.6	53.150	27.033	142.5							1:59.636	
48	Joe DICKINSON				Trucklinks Yamaha									
1 -		29.122	114.9	41.036	21.677	144.3		4 -	29.069	114.9	41.596	21.669	143.4	1:32.334
2 -		28.878	110.9	41.136	21.788	142.8		5 -	28.846	116.9	40.727	21.656	143.4	1:31.229
3 -		29.103	117.3	41.721	21.904	143.4		6 -	28.747	115.3	40.764	21.542	143.7	1:31.053
53	Midge SMART				Wylie & Holland Racing									
1 -		29.383	109.8	40.990	21.909	147.2		4 -	29.105	110.7	41.488	21.659	145.3	1:32.252
2 -		29.259	109.8	41.495	21.600	145.9		5 -	29.169	111.5	40.762	21.497	145.9	1:31.428
3 -		29.473	105.8	41.344	21.681	145.6		6 -	29.229	113.9	40.780	21.426	145.6	1:31.435
55	Ashley BEECH				Colin Appleyard / Macadam R'g									
1 -		30.016	112.0	42.154	22.251	144.6		4 -	29.220	110.6	41.308	21.818	144.6	1:32.346
2 -		29.435	107.7	41.474	22.189	143.4		5 -	29.173	111.1	41.051	21.818	143.7	1:32.042
3 -		29.448	109.5	41.304	22.158	145.6		6 -	29.291	112.8	41.152	22.306	144.0	1:32.749

Brands Hatch GP
Circuit Length = 2.3009 miles
Start: 11:04 End: 11:16

Weather / Track : Sunny / Dry

MCRCB BULLETIN TK089

2008 Fuchs-Silkolene British Supersport Championship & Supersport Cup

WARM-UP - SECTOR ANALYSIS

58	Conor O'BRIEN					Arkwood Honda							
1 -	Out 95.1	46.019	23.117	137.2	1:51.707	5 -	30.773	106.5	42.843	22.246	140.7	1:35.862	
2 -	30.321	102.1	42.397	22.414	139.2	1:35.132	6 -	30.159	102.1	42.762	22.277	139.8	1:35.198
3 -	29.857	108.1	41.571	22.112	135.3	1:33.540	7 -	30.076	104.7	42.637	22.445	136.4	1:35.158
4 -	30.418	106.7	42.267	22.487	138.9	1:35.172							
67	Glynn THOMAS					GLT Racing							
1 -	30.918	99.0	42.548	22.425	140.1	1:35.891	4 -	30.738	105.0	42.469	22.472	141.9	1:35.679
2 -	30.626	104.9	42.206	22.548	138.9	1:35.380	5 -	30.387	104.5	42.537	22.473	137.8	1:35.397
3 -	30.428	106.5	42.231	22.517	140.4	1:35.176	6 -	30.783	103.6	43.011	22.444	141.6	1:36.238
71	Rob FROST					Team Buff							
1 -	29.600	108.6	41.241	21.912	143.1	1:32.753	4 -	29.079	111.3	41.011	21.561	143.7	1:31.651
2 -	29.161	116.5	40.733	21.540	144.0	1:31.434	5 -	29.139	112.8	41.051	21.680	141.9	1:31.870
3 -	29.134	113.6	40.378	21.526	143.7	1:31.038	6 -	29.368	109.1	41.743	21.758	141.6	1:32.869
72	James DYE					Team Buff							
1 -	30.149	108.2	41.975	22.280	141.3	1:34.404	4 -	30.527	108.1	42.830	22.450	135.8	1:35.807
2 -	29.774	107.0	42.228	22.220	140.1	1:34.222	5 -	30.428	105.0	42.651	22.616	139.5	1:35.695
3 -	29.893	102.0	43.148	23.190	134.2	1:36.231	6 -	30.160	107.9	42.536	22.720	130.1	1:35.416
74	Dean HIPWELL					Atherton Godfrey Solicitors							
1 -	29.700	112.2	41.410	21.565	144.6	1:32.675	4 -	29.389	113.2	40.719	21.439	144.0	1:31.547
2 -	29.504	112.4	40.924	21.618	142.2	1:32.046	5 -	29.295	111.5	40.953	21.513	143.4	1:31.761
3 -	29.250	110.9	40.762	21.573	142.8	1:31.585	6 -	29.493	114.9	40.753	21.535	140.4	1:31.781
75	Craig FITZPATRICK					BLDS Couriers							
1 -	29.269	110.4	40.892	21.694	144.6	1:31.855	4 -	28.745	113.0	41.047	21.517	145.3	1:31.309
2 -	29.073	117.9	40.765	21.700	145.9	1:31.538	5 -	28.879	114.5	40.486	21.853	143.1	1:31.218
3 -	29.265	112.0	41.257	21.451	146.8	1:31.973	6 -	28.933	113.9	40.783	21.646	141.9	1:31.362
76	Ross WALTER					Interserve Racing							
1 -	30.253	113.4	41.579	22.048	142.5	1:33.880	4 -	29.397	110.9	41.254	21.715	141.9	1:32.366
2 -	29.618	113.0	41.563	21.907	142.8	1:33.088	5 -	29.201	112.4	40.911	21.831	142.8	1:31.943
3 -	29.726	111.8	41.398	21.890	143.4	1:33.014	6 -	29.195	116.3	41.130	22.070	139.2	1:32.395
77	Marty NUTT					Nutt Travel / T+G							
1 -	Out 89.1	44.324	22.999	139.2	1:49.284	5 -	29.343	110.9	41.805	22.190	141.6	1:33.338	
2 -	29.781	114.1	41.825	22.198	141.0	1:33.804	6 -	28.788	114.7	40.795	21.869	142.8	1:31.452
3 -	29.179	112.8	41.144	21.992	139.8	1:32.315	7 -	29.267	113.9	40.754	21.815	140.1	1:31.836
4 -	28.931	116.5	41.170	22.018	141.6	1:32.119							
82	Adam TEMPEST					Slippery Sam Racing							
1 -	Out 97.1	44.741	22.681	140.1	1:47.533	5 -	30.485	106.4	42.319	22.330	139.5	1:35.134	
2 -	30.665	107.7	42.599	22.337	140.7	1:35.601	6 -	30.104	106.4	42.013	22.290	142.2	1:34.407
3 -	30.030	107.2	42.132	22.286	138.4	1:34.448	7 -	29.981	106.4	42.454	22.561	139.5	1:34.996
4 -	29.870	106.4	43.002	22.336	141.3	1:35.208							
85	Jonathan HARRISON					Harrison Bros Racing							
1 -	30.626	103.2	42.426	22.354	138.7	1:35.406	4 -	30.304	105.8	42.803	22.495	138.1	1:35.602
2 -	30.176	105.0	42.702	22.358	138.4	1:35.236	5 -	30.022	104.9	42.345	22.334	136.7	1:34.701
3 -	29.844	106.4	42.767	22.475	138.1	1:35.086	6 -	30.315	102.9	42.529	22.458	138.4	1:35.302
94	Ben WYLIE					Wylie & Holland Racing							
1 -	29.508	112.0	41.976	21.977	145.6	1:33.461	4 -	29.426	111.5	41.413	21.877	144.0	1:32.716
2 -	29.751	106.2	41.523	21.583	147.5	1:32.857	5 -	29.473	110.0	41.526	21.780	143.7	1:32.779
3 -	29.740	109.3	41.076	21.809	144.6	1:32.625	6 -	29.440	111.1	41.312	21.929	143.1	1:32.681
96	Paul YOUNG					MAP Embassy Racing							
1 -	29.630	111.1	41.170	21.618	144.9	1:32.418	4 -	29.192	115.5	41.470	21.546	145.3	1:32.208
2 -	29.213	115.1	40.795	21.791	140.1	1:31.799	5 -	29.318	112.0	40.718	21.925	141.3	1:31.961
3 -	29.311	111.3	40.898	21.477	143.4	1:31.686	6 -	28.958	115.5	40.669	21.471	142.2	1:31.098

Brands Hatch GP
Circuit Length = 2.3009 miles
Start: 11:04 End: 11:16

Weather / Track : Sunny / Dry

MCRCB BULLETIN TK090

2008 Fuchs-Silkolene British Supersport Championship & Supersport Cup WARM-UP - SPEED TRAPS

SECTOR 1				SECTOR 2			FINISH LINE			
POS	NO	NAME	MPH	NO	NAME	MPH	NO	NAME	MPH	
1	27	James WESTMORELAND	118.4				94	Ben WYLIE	147.5	
2	75	Craig FITZPATRICK	117.9				53	Midge SMART	147.2	
3	48	Joe DICKINSON	117.3				75	Craig FITZPATRICK	146.8	
4	4	John McGUINNESS	117.1				8	Ian HUTCHINSON	146.2	
5	71	Rob FROST	116.5				5	Steven NEATE	145.9	
6	77	Marty NUTT	116.5				17	Steve BROGAN	145.9	
7	76	Ross WALTER	116.3				33	Aaron WALKER	145.6	
8	11	Andy WEYMOUTH	115.9				45	Glen RICHARDS	145.6	
9	26	Chris MARTIN	115.9				55	Ashley BEECH	145.6	
10	31	Sam OWENS	115.9				3	Hudson KENNAUGH	145.3	
11	2	Ian LOWRY	115.7				36	BJ TOAL	145.3	
12	20	Daniel COOPER	115.7				96	Paul YOUNG	145.3	
13	96	Paul YOUNG	115.5				20	Daniel COOPER	144.9	
14	36	BJ TOAL	115.1				18	Pete SPALDING	144.6	
15	45	Glen RICHARDS	115.1				37	James HILLIER	144.6	
16	74	Dean HIPWELL	114.9				74	Dean HIPWELL	144.6	
17	8	Ian HUTCHINSON	114.7				6	James WEBB	144.3	
18	18	Pete SPALDING	114.7				48	Joe DICKINSON	144.3	
19	37	James HILLIER	114.3				71	Rob FROST	144.0	
20	43	Patrick McDOUGALL	114.1				11	Andy WEYMOUTH	143.4	
21	5	Steven NEATE	113.9				21	David HALLETT	143.4	
22	32	Paul VEAZEY	113.9				31	Sam OWENS	143.4	
23	53	Midge SMART	113.9				76	Ross WALTER	143.4	
24	6	James WEBB	113.4				44	Alistair FAGAN	143.1	
25	3	Hudson KENNAUGH	113.2				77	Marty NUTT	142.8	
26	21	David HALLETT	113.2				4	John McGUINNESS	142.5	
27	17	Steve BROGAN	112.8				27	James WESTMORELAND	142.2	
28	55	Ashley BEECH	112.8				82	Adam TEMPEST	142.2	
29	94	Ben WYLIE	112.0				26	Chris MARTIN	141.9	
30	33	Aaron WALKER	110.7				67	Glynn THOMAS	141.9	
31	44	Alistair FAGAN	110.6				2	Ian LOWRY	141.3	
32	72	James DYE	108.2				43	Patrick McDOUGALL	141.3	
33	58	Conor O'BRIEN	108.1				72	James DYE	141.3	
34	82	Adam TEMPEST	107.7				58	Conor O'BRIEN	140.7	
35	67	Glynn THOMAS	106.5				32	Paul VEAZEY	138.9	
36	85	Jonathan HARRISON	106.4				85	Jonathan HARRISON	138.7	

Weather / Track : Sunny / Dry

www.tsl-timing.com

Brands Hatch GP
Circuit Length = 2.3009 miles
Start: 11:04 End: 11:16

Printed - 11.17 Sunday, 11 May 2008

MCRCB BULLETIN TK091

2008 Fuchs-Silkolene British Supersport Championship & Supersport Cup WARM-UP - BEST SECTOR TIMES

SECTOR 1			SECTOR 2			SECTOR 3			IDEAL / BEST COMPARISON						
POS	NO	NAME	TIME	NO	NAME	TIME	NO	NAME	TIME	POS	NO	NAME	IDEAL	BEST	DIFF
1	3	KENNAUGH	28.450	3	KENNAUGH	40.216	3	KENNAUGH	21.186	1	3	KENNAUGH	1:29.852	1:30.118	0.266
2	8	HUTCHINSON	28.722	45	RICHARDS	40.370	17	BROGAN	21.413	2	75	FITZPATRICK	1:30.682	1:31.218	0.536
3	75	FITZPATRICK	28.745	71	FROST	40.378	6	WEBB	21.415	3	8	HUTCHINSON	1:30.749	1:30.908	0.159
4	48	DICKINSON	28.747	6	WEBB	40.443	53	SMART	21.426	4	6	WEBB	1:30.791	1:30.881	0.090
5	77	NUTT	28.788	75	FITZPATRICK	40.486	74	HIPWELL	21.439	5	45	RICHARDS	1:30.928	1:31.662	0.734
6	27	WESTMORELAND	28.838	27	WESTMORELAND	40.491	75	FITZPATRICK	21.451	6	27	WESTMORELAND	1:30.972	1:30.972	0.000
7	5	NEATE	28.841	8	HUTCHINSON	40.537	96	YOUNG	21.471	7	71	FROST	1:30.983	1:31.038	0.055
8	4	McGUINNESS	28.911	5	NEATE	40.638	33	WALKER	21.478	8	48	DICKINSON	1:31.016	1:31.053	0.037
9	20	COOPER	28.931	11	WEYMOUTH	40.658	8	HUTCHINSON	21.490	9	96	YOUNG	1:31.098	1:31.098	0.000
10	6	WEBB	28.933	96	YOUNG	40.669	71	FROST	21.526	10	5	NEATE	1:31.146	1:31.189	0.043
11	43	McDOUGALL	28.942	4	McGUINNESS	40.677	48	DICKINSON	21.542	11	17	BROGAN	1:31.195	1:31.255	0.060
12	45	RICHARDS	28.944	74	HIPWELL	40.719	18	SPALDING	21.579	12	53	SMART	1:31.293	1:31.428	0.135
13	96	YOUNG	28.958	48	DICKINSON	40.727	94	WYLIE	21.583	13	4	McGUINNESS	1:31.317	1:31.407	0.090
14	36	TOAL	29.007	17	BROGAN	40.738	45	RICHARDS	21.614	14	33	WALKER	1:31.324	1:31.615	0.291
15	17	BROGAN	29.044	33	WALKER	40.746	11	WEYMOUTH	21.628	15	20	COOPER	1:31.327	1:31.600	0.273
16	11	WEYMOUTH	29.061	20	COOPER	40.750	27	WESTMORELAND	21.643	16	11	WEYMOUTH	1:31.347	1:31.347	0.000
17	71	FROST	29.079	77	NUTT	40.754	20	COOPER	21.646	17	77	NUTT	1:31.357	1:31.452	0.095
18	33	WALKER	29.100	53	SMART	40.762	37	HILLIER	21.658	18	74	HIPWELL	1:31.408	1:31.547	0.139
19	53	SMART	29.105	43	McDOUGALL	40.842	5	NEATE	21.667	19	43	McDOUGALL	1:31.567	1:31.772	0.205
20	55	BEECH	29.173	18	SPALDING	40.860	76	WALTER	21.715	20	36	TOAL	1:31.613	1:31.779	0.166
21	31	OWENS	29.184	36	TOAL	40.872	4	McGUINNESS	21.729	21	18	SPALDING	1:31.637	1:31.759	0.122
22	37	HILLIER	29.194	76	WALTER	40.911	36	TOAL	21.734	22	76	WALTER	1:31.821	1:31.943	0.122
23	76	WALTER	29.195	55	BEECH	41.051	2	LOWRY	21.748	23	37	HILLIER	1:31.952	1:32.116	0.164
24	18	SPALDING	29.198	94	WYLIE	41.076	26	MARTIN	21.768	24	55	BEECH	1:32.042	1:32.042	0.000
25	26	MARTIN	29.231	37	HILLIER	41.100	43	McDOUGALL	21.783	25	94	WYLIE	1:32.085	1:32.625	0.540
26	74	HIPWELL	29.250	31	OWENS	41.127	77	NUTT	21.815	26	31	OWENS	1:32.175	1:32.175	0.000
27	2	LOWRY	29.381	2	LOWRY	41.151	55	BEECH	21.818	27	26	MARTIN	1:32.201	1:32.673	0.472
28	44	FAGAN	29.408	21	HALLETT	41.197	21	HALLETT	21.851	28	2	LOWRY	1:32.280	1:32.321	0.041
29	94	WYLIE	29.426	26	MARTIN	41.202	31	OWENS	21.864	29	21	HALLETT	1:32.587	1:32.587	0.000
30	32	VEAZEY	29.490	58	O'BRIEN	41.571	44	FAGAN	21.970	30	44	FAGAN	1:32.954	1:32.954	0.000
31	21	HALLETT	29.539	44	FAGAN	41.576	58	O'BRIEN	22.112	31	58	O'BRIEN	1:33.540	1:33.540	0.000
32	72	DYE	29.774	32	VEAZEY	41.856	72	DYE	22.220	32	32	VEAZEY	1:33.700	1:33.870	0.170
33	85	HARRISON	29.844	72	DYE	41.975	82	TEMPEST	22.286	33	72	DYE	1:33.969	1:34.222	0.253
34	58	O'BRIEN	29.857	82	TEMPEST	42.013	85	HARRISON	22.334	34	82	TEMPEST	1:34.169	1:34.407	0.238
35	82	TEMPEST	29.870	67	THOMAS	42.206	32	VEAZEY	22.354	35	85	HARRISON	1:34.523	1:34.701	0.178
36	67	THOMAS	30.387	85	HARRISON	42.345	67	THOMAS	22.425	36	67	THOMAS	1:35.018	1:35.176	0.158
											Perfect Lap		1:29.852		

Brands Hatch GP
Circuit Length = 2.3009 miles
Start: 11:04 End: 11:16

Weather / Track : Sunny / Dry

www.tsl-timing.com

Printed - 11.18 Sunday, 11 May 2008


MCRCB BULLETIN TK092

2008 Fuchs-Silkolene British Supersport Championship & Supersport Cup

RACE 13 - FINAL GRID

ROW 9	32 Paul VEAZEY	71 Rob FROST	44 Alistair FAGAN	58 Conor O'BRIEN
ROW 8	76 Ross WALTER	82 Adam TEMPEST	85 Jonathan HARRISON	21 David HALLETT
ROW 7	67 Glynn THOMAS	72 James DYE	11 Andy WEYMOUTH	18 Pete SPALDING
ROW 6	37 James HILLIER	74 Dean HIPWELL	6 James WEBB	55 Ashley BEECH
ROW 5	20 Daniel COOPER	33 Aaron WALKER	5 Steven NEATE	77 Marty NUTT
ROW 4	43 Patrick McDOUGALL	94 Ben WYLIE	48 Joe DICKINSON	36 BJ TOAL
ROW 3	27 James WESTMORELAND	53 Midge SMART	31 Sam OWENS	96 Paul YOUNG
ROW 2	8 Ian HUTCHINSON	2 Ian LOWRY	17 Steve BROGAN	26 Chris MARTIN
ROW 1	75 Craig FITZPATRICK	4 John McGUINNESS	45 Glen RICHARDS	3 Hudson KENNAUGH

Pole



Brands Hatch GP
Circuit Length = 2.3009 miles

These results are provisional until the conclusion of any judicial and technical matters.

Race Director :

Stewards :

Timekeeper :

MRCRB BULLETIN TK132

2008 Fuchs-Silkolene British Supersport Championship & Supersport Cup RACE 13 - CLASSIFICATION

POS	NO	CL	NAME	ENTRY	LAPS	TIME	GAP	DIFF	MPH	BEST	ON
1	3		Hudson KENNAUGH	Yamaha - Raceways Yamaha	18	29:26.947			84.38	1:29.485	14
2	45		Glen RICHARDS	Triumph - MAP Embassy Racing	18	29:30.188	3.241	3.241	84.22	1:29.768	14
3	17		Steve BROGAN	Honda - HM Plant Honda	18	29:35.578	8.631	5.390	83.97	1:30.676	9
4	27		James WESTMORELAND	Honda - Centurion Racing	18	29:35.639	8.692	0.061	83.96	1:30.279	10
5	36		BJ TOAL	Yamaha - Virgin Media Yamaha	18	29:35.812	8.865	0.173	83.95	1:30.771	8
6	75	C	Craig FITZPATRICK	Yamaha - BLDS Couriers	18	29:36.161	9.214	0.349	83.94	1:30.622	5
7	8		Ian HUTCHINSON	Yamaha - AIM Racing	18	29:36.298	9.351	0.137	83.93	1:30.776	10
8	77		Marty NUTT	Yamaha - Nutt Travel / T+G	18	29:36.532	9.585	0.234	83.92	1:30.783	5
9	11	C	Andy WEYMOUTH	Yamaha - Linxcel / Seton Tuning	18	29:37.301	10.354	0.769	83.88	1:30.625	7
10	96		Paul YOUNG	Triumph - MAP Embassy Racing	18	29:37.385	10.438	0.084	83.88	1:30.672	5
11	20		Daniel COOPER	Honda - Centurion Racing	18	29:37.516	10.569	0.131	83.87	1:30.353	17
12	48		Joe DICKINSON	Yamaha - Trucklinks Yamaha	18	29:38.034	11.087	0.518	83.85	1:30.900	6
13	5		Steven NEATE	Kawasaki - Gearlink Kawasaki	18	29:40.116	13.169	2.082	83.75	1:30.397	9
14	94		Ben WYLIE	Yamaha - Wylie & Holland Racing	18	29:41.258	14.311	1.142	83.70	1:31.097	15
15	74	C	Dean HIPWELL	Yamaha - Atherton Godfrey Solicitors	18	29:41.375	14.428	0.117	83.69	1:31.198	10
16	2		Ian LOWRY	Suzuki - Relentless Suzuki by TAS	18	29:41.466	14.519	0.091	83.69	1:31.321	16
17	37		James HILLIER	Kawasaki - JMH Racing	18	29:41.747	14.800	0.281	83.68	1:31.356	16
18	43	C	Patrick McDOUGALL	Yamaha - Beowulf Racing	18	29:45.696	18.749	3.949	83.49	1:31.120	5
19	44	C	Alistair FAGAN	Triumph - JHS Racing	18	29:56.215	29.268	10.519	83.00	1:32.093	7
20	82	C	Adam TEMPEST	Triumph - Slippery Sam Racing	18	29:56.265	29.318	0.050	83.00	1:33.052	5
21	58		Conor O'BRIEN	Honda - Arkwood Honda	18	29:56.737	29.790	0.472	82.98	1:32.944	8
22	32	C	Paul VEAZEY	Kawasaki - Astro Kawasaki	18	29:59.874	32.927	3.137	82.83	1:33.176	5

NOT CLASSIFIED

DNF	31		Sam OWENS	Honda - Premier Motorsport	17	28:04.884	1 lap	1 lap	83.57	1:30.873	5
DNF	6		James WEBB	Honda - Padgetts Motorcycles	14	23:32.589	4 laps	3 laps	82.09	1:30.598	10
DNF	76	C	Ross WALTER	Triumph - Interserve Racing	14	23:35.391	4 laps	2.802	81.93	1:31.762	14
DNF	53		Midge SMART	Yamaha - Wylie & Holland Racing	13	23:42.555	5 laps	1 lap	75.69	1:30.693	10
DNF	21	C	David HALLETT	Triumph - TCG Motorsport	13	22:04.672	5 laps	4.800	81.28	1:31.505	9
DNF	26		Chris MARTIN	Kawasaki - Gearlink Kawasaki	10	16:25.087	8 laps	3 laps	84.08	1:30.546	8
DNF	4		John McGUINNESS	Honda - Padgetts Batley Ltd	10	18:10.330	8 laps	6.343	75.96	1:31.233	5
DNF	33		Aaron WALKER	Honda - TJW Racing	9	15:03.153	9 laps	1 lap	82.54	1:31.347	6
DNF	55		Ashley BEECH	Yamaha - Colin Appleyard / Macadam R'g	6	10:27.934	12 laps	3 laps	79.14	1:31.128	5
DNF	85	C	Jonathan HARRISON	Yamaha - Harrison Bros Racing	5	9:04.318	13 laps	1 lap	76.08	1:33.485	5
DNF	18		Pete SPALDING	Yamaha - Linxcel / Seton Tuning	0						
DNF	67	C	Glynn THOMAS	Honda - GLT Racing	0						
DNF	71		Rob FROST	Triumph - Team Buff	0						
DNF	72	C	James DYE	Triumph - Team Buff	0						

FASTEST LAP

3			Hudson KENNAUGH	Yamaha - Raceways Yamaha	14	1:29.485	92.56 mph	148.96 kph
75	C		Craig FITZPATRICK	Yamaha - BLDS Couriers	5	1:30.622	91.40 mph	147.09 kph

Weather / Track : Sunny / Dry

These results are provisional until the conclusion of any judicial and technical matters.

Brands Hatch GP
Circuit Length = 2.3009 miles
Start: 15:30 End: 16:01

Race Director :	Stewards :	Timekeeper :
-----------------	------------	--------------

2008 Fuchs-Silkolene British Supersport Championship & Supersport Cup

RACE 13 - LAP CHART

Lap 1			Lap 2			Lap 3			Lap 4			Lap 5		
No	Behind	Laptime	No	Behind	Laptime	No	Behind	Laptime	No	Behind	Laptime	No	Behind	Laptime
3		1:39.435	3		1:57.275	3		2:08.730	3		1:30.028	3		1:29.772
4	1.079	1:40.514	4	0.789	1:56.985	4	0.753	2:08.694	17	2.153	1:31.308	17	3.446	1:31.065
17	1.548	1:40.983	17	0.976	1:56.703	17	0.873	2:08.627	45	2.504	1:30.777	45	3.549	1:30.817
75	2.167	1:41.602	75	1.400	1:56.508	75	1.644	2:08.974	4	2.568	1:31.843	4	4.029	1:31.233
26	2.448	1:41.883	26	1.734	1:56.561	26	1.662	2:08.658	26	2.936	1:31.302	75	4.287	1:30.622
45	3.485	1:42.920	45	1.992	1:55.782	45	1.755	2:08.493	75	3.437	1:31.821	26	4.600	1:31.436
36	3.772	1:43.207	36	2.292	1:55.795	36	2.178	2:08.616	36	3.673	1:31.523	36	4.812	1:30.911
8	3.965	1:43.400	8	2.600	1:55.910	8	2.519	2:08.649	53	3.741	1:31.198	53	4.821	1:30.852
53	4.023	1:43.458	53	2.757	1:56.009	53	2.571	2:08.544	8	4.082	1:31.591	8	5.252	1:30.942
31	4.235	1:43.670	31	3.202	1:56.242	31	3.374	2:08.902	31	4.383	1:31.037	31	5.484	1:30.873
27	4.656	1:44.091	27	3.393	1:56.012	27	3.523	2:08.860	48	5.032	1:31.389	27	5.624	1:30.305
48	5.139	1:44.574	48	3.722	1:55.858	48	3.671	2:08.679	27	5.091	1:31.596	48	6.185	1:30.925
77	5.810	1:45.245	77	4.068	1:55.533	77	4.175	2:08.837	77	5.478	1:31.331	77	6.489	1:30.783
94	5.964	1:45.399	94	4.224	1:55.535	94	4.429	2:08.935	94	6.091	1:31.690	11	7.796	1:31.400
11	6.130	1:45.565	11	4.345	1:55.490	11	4.817	2:09.202	11	6.168	1:31.379	94	8.110	1:31.791
6	6.711	1:46.146	6	4.614	1:55.178	6	6.042	2:10.158	96	7.671	1:31.561	96	8.571	1:30.672
33	7.145	1:46.580	33	4.851	1:54.981	33	6.104	2:09.983	6	7.888	1:31.874	6	8.941	1:30.825
96	7.494	1:46.929	96	5.113	1:54.894	96	6.138	2:09.755	20	8.186	1:31.370	20	9.298	1:30.884
5	7.596	1:47.031	5	5.332	1:55.011	5	6.790	2:10.188	33	8.595	1:32.519	5	10.841	1:31.728
20	7.647	1:47.082	20	5.516	1:55.144	20	6.844	2:10.058	5	8.885	1:32.123	33	10.992	1:32.169
37	7.937	1:47.372	37	5.814	1:55.152	37	7.864	2:10.780	37	9.522	1:31.686	37	11.229	1:31.479
55	8.126	1:47.561	55	6.249	1:55.398	55	8.028	2:10.509	55	10.025	1:32.025	55	11.381	1:31.128
74	8.577	1:48.012	74	6.409	1:55.107	74	8.242	2:10.563	74	10.144	1:31.930	74	11.716	1:31.344
43	9.023	1:48.458	43	6.808	1:55.060	43	8.622	2:10.544	43	11.065	1:32.471	43	12.413	1:31.120
76	9.903	1:49.338	76	7.454	1:54.826	76	9.096	2:10.372	76	11.999	1:32.931	76	14.900	1:32.673
21	10.809	1:50.244	21	7.703	1:54.169	21	10.435	2:11.462	44	13.086	1:32.535	44	15.423	1:32.109
44	11.393	1:50.828	44	8.013	1:53.895	44	10.579	2:11.296	21	13.255	1:32.848	2	15.557	1:31.637
32	12.428	1:51.863	32	8.220	1:53.067	32	11.020	2:11.530	2	13.692	1:32.005	21	16.616	1:33.133
85	12.609	1:52.044	85	8.620	1:53.286	85	11.702	2:11.812	32	14.575	1:33.583	32	17.979	1:33.176
2	12.687	1:52.122	2	9.048	1:53.636	2	11.715	2:11.397	85	15.365	1:33.691	85	19.078	1:33.485
82	12.926	1:52.361	82	9.467	1:53.816	82	12.324	2:11.587	82	16.477	1:34.181	82	19.757	1:33.052
58	23.008	2:02.443	58	10.002	1:44.269	58	13.356	2:12.084	58	17.559	1:34.231	58	21.013	1:33.226

2008 Fuchs-Silkolene British Supersport Championship & Supersport Cup

RACE 13 - LAP CHART

Lap 6			Lap 7			Lap 8			Lap 9			Lap 10		
No	Behind	Laptime	No	Behind	Laptime	No	Behind	Laptime	No	Behind	Laptime	No	Behind	Laptime
3		1:29.987	3		1:30.579	3		1:30.759	3		1:30.396	3		1:30.464
45	4.322	1:30.760	45	4.183	1:30.440	45	3.906	1:30.482	45	3.680	1:30.170	45	3.836	1:30.620
17	4.658	1:31.199	17	5.282	1:31.203	17	5.573	1:31.050	17	5.853	1:30.676	17	6.462	1:31.073
75	5.727	1:31.427	75	6.291	1:31.143	75	6.460	1:30.928	36	7.130	1:30.981	36	7.608	1:30.942
4	5.978	1:31.936	36	6.533	1:30.990	36	6.545	1:30.771	26	7.226	1:30.694	26	7.662	1:30.900
36	6.122	1:31.297	26	7.141	1:31.536	26	6.928	1:30.546	75	7.283	1:31.219	75	8.163	1:31.344
26	6.184	1:31.571	53	7.312	1:31.611	53	7.982	1:31.429	27	8.706	1:30.944	27	8.521	1:30.279
53	6.280	1:31.446	4	7.326	1:31.927	27	8.158	1:31.095	53	8.944	1:31.358	53	9.173	1:30.693
8	6.626	1:31.361	31	7.598	1:31.454	31	8.358	1:31.519	8	9.183	1:31.108	8	9.495	1:30.776
31	6.723	1:31.226	27	7.822	1:31.433	8	8.471	1:31.189	31	9.301	1:31.339	31	10.575	1:31.738
27	6.968	1:31.331	8	8.041	1:31.994	77	9.094	1:31.533	77	9.579	1:30.881	77	10.819	1:31.704
48	7.098	1:30.900	77	8.320	1:31.599	4	9.218	1:32.651	11	10.271	1:31.305	11	10.834	1:31.027
77	7.300	1:30.798	48	8.576	1:32.057	48	9.271	1:31.454	48	10.810	1:31.935	6	10.994	1:30.598
11	9.018	1:31.209	11	9.064	1:30.625	11	9.362	1:31.057	6	10.860	1:30.808	48	11.922	1:31.576
94	9.686	1:31.563	6	10.323	1:31.082	6	10.448	1:30.884	4	11.630	1:32.808	96	12.354	1:31.131
96	9.735	1:31.151	96	10.533	1:31.377	96	11.026	1:31.252	96	11.687	1:31.057	20	12.466	1:31.109
6	9.820	1:30.866	94	11.213	1:32.106	20	11.588	1:31.059	20	11.821	1:30.629	4	14.005	1:32.839
20	10.111	1:30.800	20	11.288	1:31.756	94	11.941	1:31.487	94	12.710	1:31.165	94	14.046	1:31.800
5	12.230	1:31.376	5	12.756	1:31.105	5	12.795	1:30.798	5	12.796	1:30.397	5	14.107	1:31.775
33	12.352	1:31.347	33	13.872	1:32.099	33	14.745	1:31.632	33	16.192	1:31.843	74	16.978	1:31.198
55	12.707	1:31.313	74	14.302	1:31.868	74	14.822	1:31.279	74	16.244	1:31.818	37	20.775	1:34.745
74	13.013	1:31.284	37	14.778	1:31.675	37	15.480	1:31.461	37	16.494	1:31.410	2	22.447	1:31.997
37	13.682	1:32.440	43	15.374	1:32.039	76	19.730	1:31.876	2	20.914	1:31.527	76	22.608	1:31.899
43	13.914	1:31.488	76	18.613	1:32.074	2	19.783	1:31.632	76	21.173	1:31.839	43	23.341	1:31.614
76	17.118	1:32.205	2	18.910	1:32.280	43	21.197	1:36.582	43	22.191	1:31.390	21	26.645	1:32.180
2	17.209	1:31.639	44	19.297	1:32.093	44	21.494	1:32.956	44	24.683	1:33.585	44	28.632	1:34.413
44	17.783	1:32.347	21	22.383	1:32.798	21	23.820	1:32.196	21	24.929	1:31.505	32	34.843	1:34.766
21	20.164	1:33.535	32	24.241	1:33.589	32	26.966	1:33.484	32	30.541	1:33.971	82	36.552	1:33.931
32	21.231	1:33.239	82	27.125	1:33.595	82	29.667	1:33.301	82	33.085	1:33.814	58	36.831	1:34.081
82	24.109	1:34.339	58	27.847	1:33.450	58	30.032	1:32.944	58	33.214	1:33.578			
58	24.976	1:33.950												

2008 Fuchs-Silkolene British Supersport Championship & Supersport Cup

RACE 13 - LAP CHART

Lap 11			Lap 12			Lap 13			Lap 14			Lap 15		
No	Behind	Laptime	No	Behind	Laptime	No	Behind	Laptime	No	Behind	Laptime	No	Behind	Laptime
3		1:37.600	3		2:05.502	3		1:57.489	3		1:29.485	3		1:29.702
45	0.816	1:34.580	45	0.317	2:05.003	45	0.475	1:57.647	45	0.758	1:29.768	45	1.129	1:30.073
17	2.639	1:33.777	17	0.681	2:03.544	17	0.764	1:57.572	17	2.672	1:31.393	36	4.239	1:31.034
36	3.155	1:33.147	36	1.058	2:03.405	36	0.979	1:57.410	36	2.907	1:31.413	17	4.299	1:31.329
75	3.407	1:32.844	75	1.542	2:03.637	75	1.339	1:57.286	75	3.108	1:31.254	75	4.756	1:31.350
27	3.828	1:32.907	27	1.863	2:03.537	27	1.820	1:57.446	27	3.747	1:31.412	27	5.130	1:31.085
53	4.717	1:33.144	53	2.038	2:02.823	53	1.856	1:57.307	8	3.921	1:31.276	8	5.371	1:31.152
8	6.046	1:34.151	8	2.307	2:01.763	8	2.130	1:57.312	31	4.569	1:31.568	31	5.741	1:30.874
31	6.719	1:33.744	31	2.695	2:01.478	31	2.486	1:57.280	77	4.983	1:31.571	77	6.100	1:30.819
77	7.544	1:34.325	77	3.018	2:00.976	77	2.897	1:57.368	6	5.088	1:31.301	11	6.649	1:31.040
11	9.694	1:36.460	11	3.197	1:59.005	11	3.026	1:57.318	11	5.311	1:31.770	96	6.773	1:31.088
6	9.979	1:36.585	6	3.457	1:58.980	6	3.272	1:57.304	96	5.387	1:31.135	48	7.225	1:31.205
48	10.548	1:36.226	48	3.742	1:58.696	48	3.563	1:57.310	48	5.722	1:31.644	20	7.379	1:31.253
96	10.731	1:35.977	96	3.985	1:58.756	96	3.737	1:57.241	20	5.828	1:31.235	5	7.625	1:31.293
20	10.819	1:35.953	20	4.111	1:58.794	20	4.078	1:57.456	5	6.034	1:31.105	94	7.892	1:31.097
5	11.095	1:34.588	5	4.181	1:58.588	5	4.414	1:57.722	94	6.497	1:31.414	74	8.355	1:31.382
94	11.369	1:34.923	94	4.328	1:58.461	94	4.568	1:57.729	74	6.675	1:31.402	37	9.107	1:31.501
74	15.885	1:36.507	74	4.767	1:54.384	74	4.758	1:57.480	37	7.308	1:31.587	2	9.486	1:31.705
37	17.556	1:34.381	37	5.335	1:53.281	37	5.206	1:57.360	2	7.483	1:31.589	43	11.160	1:32.024
2	18.396	1:33.549	2	5.666	1:52.772	2	5.379	1:57.202	76	7.890	1:31.762	44	16.078	1:34.477
76	18.471	1:33.463	76	6.123	1:53.154	76	5.613	1:56.979	43	8.838	1:31.906	32	17.098	1:34.336
43	18.931	1:33.190	43	6.396	1:52.967	43	6.417	1:57.510	44	11.303	1:33.688	82	17.157	1:34.349
21	21.970	1:32.925	21	6.693	1:50.225	21	6.656	1:57.452	32	12.464	1:34.173	58	17.590	1:33.636
44	28.356	1:37.324	44	7.901	1:45.047	44	7.100	1:56.688	82	12.510	1:34.092			
32	32.925	1:35.682	32	8.147	1:40.724	32	7.776	1:57.118	58	13.656	1:34.237			
58	33.715	1:34.484	82	8.437	1:39.459	82	7.903	1:56.955						
82	34.480	1:35.528	58	8.808	1:40.595	58	8.904	1:57.585						

MCRCB BULLETIN TK133**2008 Fuchs-Silkolene British Supersport Championship & Supersport Cup****RACE 13 - LAP CHART**

Lap 16			Lap 17			Lap 18		
No	Behind	Laptime	No	Behind	Laptime	No	Behind	Laptime
3		1:29.753	3		1:29.849	3		1:30.142
45	2.038	1:30.662	45	2.995	1:30.806	45	3.241	1:30.388
17	5.729	1:31.183	17	6.888	1:31.008	17	8.631	1:31.885
36	6.175	1:31.689	36	7.360	1:31.034	27	8.692	1:31.407
75	6.529	1:31.526	27	7.427	1:30.704	36	8.865	1:31.647
27	6.572	1:31.195	75	8.051	1:31.371	75	9.214	1:31.305
8	6.902	1:31.284	31	8.079	1:30.911	8	9.351	1:31.211
31	7.017	1:31.029	8	8.282	1:31.229	77	9.585	1:31.157
77	7.217	1:30.870	77	8.570	1:31.202	11	10.354	1:31.814
11	7.541	1:30.645	11	8.682	1:30.990	96	10.438	1:31.670
96	7.823	1:30.803	96	8.910	1:30.936	20	10.569	1:31.528
48	8.503	1:31.031	20	9.183	1:30.353	48	11.087	1:31.251
20	8.679	1:31.053	48	9.978	1:31.324	5	13.169	1:31.186
94	10.195	1:32.056	5	12.125	1:31.709	94	14.311	1:32.285
5	10.265	1:32.393	94	12.168	1:31.822	74	14.428	1:32.190
74	10.402	1:31.800	74	12.380	1:31.827	2	14.519	1:31.930
37	10.710	1:31.356	37	12.560	1:31.699	37	14.800	1:32.382
2	11.054	1:31.321	2	12.731	1:31.526	43	18.749	1:32.274
43	14.185	1:32.778	43	16.617	1:32.281	44	29.268	1:33.948
44	21.346	1:35.021	44	25.462	1:33.965	82	29.318	1:33.969
82	21.521	1:34.117	82	25.491	1:33.819	58	29.790	1:33.385
32	21.720	1:34.375	58	26.547	1:34.674	32	32.927	1:36.446
58	21.722	1:33.885	32	26.623	1:34.752			

MCRCB BULLETIN TK134

2008 Fuchs-Silkolene British Supersport Championship & Supersport Cup RACE 13 - POSITION CHART

No	Name	Laps Pos																		
			1	2	3	4	5	6	7	8	9	10	11	12	13	14	15	16	17	18
3	KENNAUGH	1	3	3	3	3	3	3	3	3	3	3	3	3	3	3	3	3	3	3
4	McGUINNESS	2	4	4	4	17	17	45	45	45	45	45	45	45	45	45	45	45	45	45
17	BROGAN	3	17	17	17	45	45	17	17	17	17	17	17	17	17	36	17	17	17	17
75	FITZPATRICK	4	75	75	75	4	4	75	75	75	36	36	36	36	36	17	36	36	27	27
26	MARTIN	5	26	26	26	26	75	4	36	36	26	26	75	75	75	75	75	27	36	36
45	RICHARDS	6	45	45	45	75	26	36	26	26	75	75	27	27	27	27	27	75	75	75
36	TOAL	7	36	36	36	36	36	26	53	53	27	27	53	53	53	8	8	8	31	8
8	HUTCHINSON	8	8	8	8	53	53	53	4	27	53	53	8	8	8	31	31	31	8	77
53	SMART	9	53	53	53	8	8	8	31	31	8	8	31	31	31	77	77	77	77	11
31	OWENS	10	31	31	31	31	31	31	27	8	31	31	77	77	77	6	11	11	11	96
27	WESTMORELAND	11	27	27	27	48	27	27	8	77	77	77	11	11	11	11	96	96	96	20
48	DICKINSON	12	48	48	48	27	48	48	77	4	11	11	6	6	6	96	48	48	20	48
77	NUTT	13	77	77	77	77	77	77	48	48	48	6	48	48	48	48	20	20	48	5
94	WYLIE	14	94	94	94	94	11	11	11	11	6	48	96	96	96	20	5	94	5	94
11	WEYMOUTH	15	11	11	11	11	94	94	6	6	4	96	20	20	20	5	94	5	94	74
6	WEBB	16	6	6	6	96	96	96	96	96	20	5	5	5	94	74	74	74	2	2
33	WALKER	17	33	33	33	6	6	94	20	20	4	94	94	94	74	37	37	37	37	37
96	YOUNG	18	96	96	96	20	20	20	20	94	94	94	74	74	74	37	2	2	2	43
5	NEATE	19	5	5	5	33	5	5	5	5	5	5	37	37	37	2	43	43	43	44
20	COOPER	20	20	20	20	5	33	33	33	33	33	74	2	2	2	76	44	44	44	82
37	HILLIER	21	37	37	37	37	37	55	74	74	74	37	76	76	76	43	32	82	82	58
55	BEECH	22	55	55	55	55	55	74	37	37	37	2	43	43	43	44	82	32	58	32
74	HIPWELL	23	74	74	74	74	74	37	43	76	2	76	21	21	21	32	58	58	32	32
43	McDOUGALL	24	43	43	43	43	43	43	76	2	76	43	44	44	44	82				
76	WALTER	25	76	76	76	76	76	76	2	43	43	21	32	32	32	58				
21	HALLETT	26	21	21	21	44	44	2	44	44	44	44	58	82	82					
44	FAGAN	27	44	44	44	21	2	44	21	21	21	32	82	58	58					
32	VEAZEY	28	32	32	32	2	21	21	32	32	32	82								
85	HARRISON	29	85	85	85	32	32	32	82	82	82	58								
2	LOWRY	30	2	2	2	85	85	82	58	58	58									
82	TEMPEST	31	82	82	82	82	82	58												
58	O'BRIEN	32	58	58	58	58	58													

Brands Hatch GP
Circuit Length = 2.3009 miles
Start: 15:30 End: 16:01

Weather / Track : Sunny / Dry

MCRCB BULLETIN TK135

2008 Fuchs-Silkolene British Supersport Championship & Supersport Cup

RACE 13 - SECTOR ANALYSIS

2	Ian LOWRY Relentless Suzuki by TAS												
1 -	111.5	44.114	28.561	105.4	1:52.122	10 -	29.159	116.9	40.689	22.149	140.4	1:31.997	
2 -	34.129	90.1	48.168	31.339	87.6	1:53.636	11 -	29.350	112.8	41.909	22.290	139.5	1:33.549
3 -	44.818	80.7	1:03.006	23.573	141.3	2:11.397	12 -	29.702	111.5	53.940	29.130	103.4	1:52.772
4 -	29.542	114.1	40.815	21.648	141.6	1:32.005	13 -	37.620	58.9	57.469	22.113	143.7	1:57.202
5 -	29.266	113.2	40.684	21.687	141.6	1:31.637	14 -	29.401	115.3	40.635	21.553	145.3	1:31.589
6 -	29.138	112.2	40.904	21.597	142.2	1:31.639	15 -	29.124	115.5	40.796	21.785	144.3	1:31.705
7 -	29.519	114.3	41.032	21.729	139.5	1:32.280	16 -	29.010	116.7	40.617	21.694	144.9	1:31.321
8 -	29.158	116.7	40.798	21.676	141.0	1:31.632	17 -	29.269	116.1	40.710	21.547	144.9	1:31.526
9 -	29.121	116.5	40.753	21.653	139.8	1:31.527	18 -	29.495	113.6	40.806	21.629	144.9	1:31.930
3	Hudson KENNAUGH Raceways Yamaha												
1 -	115.7	40.217	25.890	91.9	1:39.435	10 -	28.700	114.9	40.379	21.385	142.5	1:30.464	
2 -	36.214	92.3	49.315	31.746	74.8	1:57.275	11 -	28.671	115.3	42.651	26.278	89.5	1:37.600
3 -	43.368	69.4	1:02.935	22.427	141.6	2:08.730	12 -	38.316	78.0	57.483	29.703	89.7	2:05.502
4 -	28.669	114.5	40.139	21.220	142.8	1:30.028	13 -	38.105	73.9	57.837	21.547	141.6	1:57.489
5 -	28.503	115.3	39.986	21.283	142.8	1:29.772	14 -	28.497	114.7	39.923	21.065	143.4	1:29.485
6 -	28.452	116.5	40.216	21.319	141.9	1:29.987	15 -	28.385	116.3	40.011	21.306	142.5	1:29.702
7 -	28.774	111.7	40.466	21.339	141.6	1:30.579	16 -	28.501	116.3	40.041	21.211	142.5	1:29.753
8 -	28.891	112.8	40.556	21.312	142.5	1:30.759	17 -	28.534	114.9	40.027	21.288	141.3	1:29.849
9 -	28.696	114.7	40.358	21.342	142.2	1:30.396	18 -	28.638	113.7	40.131	21.373	131.3	1:30.142
4	John McGUINNESS Padgetts Batley Ltd												
1 -	113.7	40.956	25.853	87.5	1:40.514	6 -	29.644	113.6	40.765	21.527	142.8	1:31.936	
2 -	36.039	90.3	48.977	31.969	77.0	1:56.985	7 -	29.461	112.0	40.733	21.733	142.5	1:31.927
3 -	43.136	73.8	1:02.601	22.957	140.4	2:08.694	8 -	29.544	109.3	41.214	21.893	142.8	1:32.651
4 -	29.387	111.8	40.745	21.711	142.8	1:31.843	9 -	29.275	112.2	41.790	21.743	142.2	1:32.808
5 -	29.007	114.5	40.695	21.531	141.9	1:31.233	10 -	29.562	110.7	41.420	21.857	140.4	1:32.839
5	Steven NEATE Gearlink Kawasaki												
1 -	107.2	44.948	25.850	119.4	1:47.031	10 -	29.295	111.5	40.816	21.664	144.6	1:31.775	
2 -	35.142	97.1	48.017	31.852	74.8	1:55.011	11 -	29.300	115.5	42.916	22.372	135.0	1:34.588
3 -	44.278	79.1	1:02.859	23.051	142.5	2:10.188	12 -	33.249	99.4	56.527	28.812	92.8	1:58.588
4 -	29.546	109.3	40.939	21.638	144.3	1:32.123	13 -	38.201	53.9	57.346	22.175	144.9	1:57.722
5 -	29.043	115.5	41.006	21.679	142.8	1:31.728	14 -	28.981	110.4	40.400	21.724	144.9	1:31.105
6 -	28.813	115.9	40.874	21.689	141.0	1:31.376	15 -	28.936	113.0	40.794	21.563	145.3	1:31.293
7 -	28.972	111.3	40.562	21.571	142.5	1:31.105	16 -	29.759	109.8	40.911	21.723	145.3	1:32.393
8 -	28.815	109.8	40.512	21.471	142.2	1:30.798	17 -	29.325	111.5	40.835	21.549	142.5	1:31.709
9 -	28.705	113.0	40.260	21.432	145.6	1:30.397	18 -	28.964	113.7	40.549	21.673	142.5	1:31.186
6	James WEBB Padgetts Motorcycles												
1 -	107.4	44.577	25.366	108.9	1:46.146	8 -	29.071	113.0	40.369	21.444	144.3	1:30.884	
2 -	35.121	99.6	48.226	31.831	68.9	1:55.178	9 -	28.942	112.4	40.419	21.447	144.6	1:30.808
3 -	43.647	85.9	1:03.483	23.028	142.5	2:10.158	10 -	28.830	116.5	40.326	21.442	146.5	1:30.598
4 -	29.720	109.3	40.752	21.402	146.2	1:31.874	11 -	29.143	115.1	44.825	22.617	142.8	1:36.585
5 -	29.082	113.2	40.466	21.277	146.8	1:30.825	12 -	32.645	100.8	56.691	29.644	85.7	1:58.980
6 -	29.003	111.5	40.512	21.351	145.3	1:30.866	13 -	38.475	52.6	56.792	22.037	145.3	1:57.304
7 -	29.168	111.1	40.496	21.418	143.1	1:31.082	14 -	29.069	114.5	40.629	21.603	146.8	1:31.301
8	Ian HUTCHINSON AIM Racing												
1 -	113.7	43.302	25.183	88.8	1:43.400	10 -	29.038	112.2	40.292	21.446	145.9	1:30.776	
2 -	35.013	90.4	48.847	32.050	67.0	1:55.910	11 -	28.864	111.3	43.339	21.948	143.1	1:34.151
3 -	43.318	85.3	1:02.737	22.594	146.2	2:08.649	12 -	34.750	86.7	57.218	29.795	87.0	2:01.763
4 -	29.455	108.8	40.670	21.466	147.2	1:31.591	13 -	38.358	65.6	56.939	22.015	146.8	1:57.312
5 -	28.843	112.4	40.593	21.506	146.8	1:30.942	14 -	29.091	111.8	40.834	21.351	146.8	1:31.276
6 -	29.063	108.8	40.858	21.440	147.8	1:31.361	15 -	29.022	110.9	40.726	21.404	146.2	1:31.152
7 -	29.902	109.8	40.761	21.331	147.8	1:31.994	16 -	28.892	112.8	40.930	21.462	146.8	1:31.284
8 -	29.202	109.1	40.485	21.502	146.2	1:31.189	17 -	29.246	107.9	40.616	21.367	146.2	1:31.229
9 -	28.901	112.8	40.667	21.540	147.5	1:31.108	18 -	29.160	110.4	40.501	21.550	145.3	1:31.211
11	Andy WEYMOUTH Linxcel / Seton Tuning												
1 -	109.8	44.303	24.994	103.1	1:45.565	10 -	28.986	114.5	40.592	21.449	146.2	1:31.027	
2 -	35.407	96.6	48.211	31.872	67.2	1:55.490	11 -	29.142	115.7	44.559	22.759	142.8	1:36.460

Brands Hatch GP
Circuit Length = 2.3009 miles
Start: 15:30 End: 16:01

Weather / Track : Sunny / Dry

MCRCB BULLETIN TK135

2008 Fuchs-Silkolene British Supersport Championship & Supersport Cup

RACE 13 - SECTOR ANALYSIS

3 -	43.689	83.9	1:03.301	22.212	143.7	2:09.202	12 -	32.329	97.7	56.872	29.804	82.4	1:59.005
4 -	29.223	113.6	40.824	21.332	145.6	1:31.379	13 -	38.468	54.2	56.866	21.984	145.9	1:57.318
5 -	29.160	112.6	40.778	21.462	144.0	1:31.400	14 -	29.104	114.1	40.617	22.049	146.2	1:31.770
6 -	28.993	112.2	40.777	21.439	142.8	1:31.209	15 -	29.026	115.1	40.412	21.602	144.3	1:31.040
7 -	28.856	113.9	40.439	21.330	144.0	1:30.625	16 -	28.838	114.7	40.425	21.382	146.2	1:30.645
8 -	28.985	112.2	40.556	21.516	143.7	1:31.057	17 -	29.119	112.6	40.449	21.422	146.8	1:30.990
9 -	29.165	117.3	40.596	21.544	144.3	1:31.305	18 -	29.141	109.8	40.280	22.393	143.7	1:31.814
17	Steve BROGAN					HM Plant Honda							
1 -		112.4	41.601	24.929	102.1	1:40.983	10 -	28.842	113.2	40.667	21.564	142.2	1:31.073
2 -	35.804	88.7	48.921	31.978	77.6	1:56.703	11 -	28.931	113.7	42.116	22.730	112.0	1:33.777
3 -	43.184	77.9	1:02.590	22.853	144.0	2:08.627	12 -	36.212	83.6	57.609	29.723	96.1	2:03.544
4 -	29.079	111.8	40.636	21.593	142.8	1:31.308	13 -	38.015	67.2	57.602	21.955	144.0	1:57.572
5 -	28.867	116.1	40.693	21.505	143.4	1:31.065	14 -	29.039	113.6	40.746	21.608	143.7	1:31.393
6 -	28.820	117.1	40.773	21.606	145.3	1:31.199	15 -	28.878	113.9	40.949	21.502	144.3	1:31.329
7 -	28.882	112.0	40.784	21.537	142.5	1:31.203	16 -	28.902	112.6	40.699	21.582	143.1	1:31.183
8 -	28.866	112.4	40.564	21.620	142.8	1:31.050	17 -	28.911	114.3	40.535	21.562	143.1	1:31.008
9 -	28.786	112.6	40.428	21.462	143.1	1:30.676	18 -	28.889	113.4	40.785	22.211	142.5	1:31.885
20	Daniel COOPER					Centurion Racing							
1 -		111.5	45.166	25.748	126.1	1:47.082	10 -	29.383	116.7	40.373	21.353	143.7	1:31.109
2 -	35.222	94.4	47.979	31.943	70.2	1:55.144	11 -	29.143	109.3	44.247	22.563	139.2	1:35.953
3 -	44.263	77.7	1:02.877	22.918	144.0	2:10.058	12 -	33.105	96.1	56.752	28.937	94.4	1:58.794
4 -	29.121	110.6	40.629	21.620	144.6	1:31.370	13 -	38.203	49.0	57.131	22.122	144.9	1:57.456
5 -	28.822	113.4	40.695	21.367	144.3	1:30.884	14 -	29.006	110.9	40.569	21.660	145.3	1:31.235
6 -	28.707	109.7	40.722	21.371	146.2	1:30.800	15 -	28.912	112.8	40.839	21.502	144.6	1:31.253
7 -	29.299	110.7	40.976	21.481	143.1	1:31.756	16 -	29.220	115.3	40.286	21.547	144.0	1:31.053
8 -	29.092	112.6	40.418	21.549	142.2	1:31.059	17 -	28.793	117.5	40.223	21.337	145.3	1:30.353
9 -	28.752	111.8	40.448	21.429	144.3	1:30.629	18 -	29.255	112.2	40.578	21.695	144.3	1:31.528
21	David HALLETT					TCG Motorsport							
1 -		104.0	45.449	27.347	137.0	1:50.244	8 -	29.636	106.9	40.979	21.581	140.7	1:32.196
2 -	34.652	92.9	48.157	31.360	85.9	1:54.169	9 -	29.114	112.4	40.931	21.460	143.4	1:31.505
3 -	44.165	84.5	1:03.208	24.089	140.4	2:11.462	10 -	29.212	112.8	41.148	21.820	140.7	1:32.180
4 -	29.793	105.5	41.419	21.636	143.4	1:32.848	11 -	29.436	111.8	41.739	21.750	141.6	1:32.925
5 -	29.712	110.7	41.742	21.679	142.2	1:33.133	12 -	29.441	109.8	51.757	29.027	96.3	1:50.225
6 -	29.791	109.1	41.932	21.812	141.0	1:33.535	13 -	37.427	65.0	57.644	22.381	143.4	1:57.452
7 -	29.838	105.7	41.218	21.742	140.4	1:32.798							
26	Chris MARTIN					Gearlink Kawasaki							
1 -		108.4	42.091	25.070	112.0	1:41.883	6 -	29.223	110.9	40.945	21.403	146.8	1:31.571
2 -	35.501	80.6	49.129	31.931	73.3	1:56.561	7 -	29.546	110.7	40.506	21.484	141.3	1:31.536
3 -	43.240	85.8	1:02.760	22.658	141.3	2:08.658	8 -	28.926	113.7	40.133	21.487	143.1	1:30.546
4 -	29.415	113.2	40.391	21.496	142.2	1:31.302	9 -	28.991	115.7	40.278	21.425	142.5	1:30.694
5 -	29.040	117.5	40.830	21.566	143.4	1:31.436	10 -	28.964	115.3	40.335	21.601	145.3	1:30.900
27	James WESTMORELAND					Centurion Racing							
1 -		112.2	43.951	24.800	108.9	1:44.091	10 -	28.693	116.1	40.156	21.430	144.0	1:30.279
2 -	35.374	101.8	48.689	31.949	66.6	1:56.012	11 -	28.804	116.9	42.101	22.002	139.5	1:32.907
3 -	43.472	88.5	1:02.762	22.626	144.0	2:08.860	12 -	36.255	89.7	57.442	29.840	85.2	2:03.537
4 -	29.164	119.4	40.951	21.481	144.3	1:31.596	13 -	38.019	63.7	57.261	22.166	143.1	1:57.446
5 -	28.744	116.9	40.193	21.368	146.2	1:30.305	14 -	29.102	115.7	40.832	21.478	143.7	1:31.412
6 -	29.081	113.4	40.699	21.551	144.6	1:31.331	15 -	28.964	118.8	40.567	21.554	144.0	1:31.085
7 -	29.282	114.5	40.835	21.316	145.9	1:31.433	16 -	28.819	116.3	40.636	21.740	142.5	1:31.195
8 -	29.201	115.1	40.305	21.589	144.6	1:31.095	17 -	28.790	116.5	40.272	21.642	144.9	1:30.704
9 -	28.888	113.7	40.655	21.401	143.7	1:30.944	18 -	29.167	114.5	40.545	21.695	143.4	1:31.407
31	Sam OWENS					Premier Motorsport							
1 -		107.0	44.205	24.566	99.0	1:43.670	10 -	29.547	112.2	40.617	21.574	143.7	1:31.738
2 -	35.414	99.3	48.757	32.071	67.0	1:56.242	11 -	28.783	113.7	42.978	21.983	140.7	1:33.744
3 -	43.363	88.5	1:02.798	22.741	142.5	2:08.902	12 -	34.336	88.8	57.183	29.959	86.3	2:01.478
4 -	28.828	111.1	40.702	21.507	145.3	1:31.037	13 -	38.323	60.9	57.034	21.923	144.6	1:57.280
5 -	28.831	114.1	40.555	21.487	145.9	1:30.873	14 -	28.863	111.5	41.256	21.449	144.3	1:31.568
6 -	29.014	109.7	40.803	21.409	145.9	1:31.226	15 -	28.656	115.1	40.726	21.492	144.6	1:30.874
7 -	29.427	112.8	40.632	21.395	145.9	1:31.454	16 -	28.670	113.0	40.915	21.444	146.2	1:31.029

Brands Hatch GP
Circuit Length = 2.3009 miles
Start: 15:30 End: 16:01

Weather / Track : Sunny / Dry

MCRCB BULLETIN TK135

2008 Fuchs-Silkolene British Supersport Championship & Supersport Cup

RACE 13 - SECTOR ANALYSIS

8 -	29.110	<i>115.9</i>	40.745	21.664	144.6	1:31.519	17 -	28.822	110.6	40.593	21.496	142.5	1:30.911
9 -	28.848	113.7	40.954	21.537	<i>146.5</i>	1:31.339							
32	Paul VEAZEY			Astro Kawasaki									
1 -		104.7	45.567	28.741	114.5	1:51.863	10 -	29.837	112.8	42.275	22.654	136.4	1:34.766
2 -	33.875	94.7	48.056	31.136	89.2	1:53.067	11 -	29.949	111.3	43.127	22.606	137.2	1:35.682
3 -	45.025	89.6	1:02.787	23.718	140.1	2:11.530	12 -	29.846	109.7	42.842	28.036	97.7	1:40.724
4 -	29.572	110.9	41.775	22.236	138.9	1:33.583	13 -	38.038	86.0	56.187	22.893	<i>140.4</i>	1:57.118
5 -	29.419	113.4	<i>41.544</i>	22.213	139.2	1:33.176	14 -	29.765	111.1	41.924	22.484	139.5	1:34.173
6 -	<i>29.406</i>	<i>114.5</i>	41.638	<i>22.195</i>	138.9	1:33.239	15 -	29.530	112.2	42.254	22.552	138.9	1:34.336
7 -	29.521	113.2	41.655	22.413	137.2	1:33.589	16 -	29.669	112.4	42.101	22.605	138.9	1:34.375
8 -	29.528	114.3	41.599	22.357	137.2	1:33.484	17 -	30.039	107.5	42.062	22.651	137.0	1:34.752
9 -	29.551	113.6	42.097	22.323	138.1	1:33.971	18 -	30.464	111.5	42.982	23.000	127.1	1:36.446
33	Aaron WALKER			TJW Racing									
1 -		104.2	44.420	25.643	106.9	1:46.580	6 -	<i>29.189</i>	<i>111.3</i>	<i>40.550</i>	<i>21.608</i>	<i>144.9</i>	1:31.347
2 -	35.035	98.5	48.114	31.832	73.8	1:54.981	7 -	29.590	107.0	40.795	21.714	141.9	1:32.099
3 -	43.725	88.9	1:03.352	22.906	143.7	2:09.983	8 -	29.290	107.4	40.630	21.712	142.8	1:31.632
4 -	29.845	107.9	41.050	21.624	144.6	1:32.519	9 -	29.259	110.9	40.940	21.644	143.1	1:31.843
5 -	29.334	109.3	41.225	21.610	144.6	1:32.169							
36	BJ TOAL			Virgin Media Yamaha									
1 -		107.4	43.263	25.180	95.3	1:43.207	10 -	28.804	<i>114.1</i>	40.552	21.586	144.3	1:30.942
2 -	34.589	78.7	49.149	32.057	71.5	1:55.795	11 -	28.958	111.1	42.029	22.160	127.8	1:33.147
3 -	43.275	84.7	1:02.802	22.539	144.9	2:08.616	12 -	35.959	80.6	57.729	29.717	94.9	2:03.405
4 -	29.218	113.2	40.757	21.548	146.2	1:31.523	13 -	37.901	67.0	57.582	21.927	145.6	1:57.410
5 -	28.847	112.8	40.499	21.565	144.9	1:30.911	14 -	29.058	113.6	40.749	21.606	145.6	1:31.413
6 -	29.124	109.3	40.681	<i>21.492</i>	<i>147.2</i>	1:31.297	15 -	28.853	112.0	40.557	21.624	144.9	1:31.034
7 -	28.957	112.6	40.394	21.639	144.3	1:30.990	16 -	29.173	112.2	40.772	21.744	144.6	1:31.689
8 -	28.894	113.4	40.353	21.524	144.9	1:30.771	17 -	<i>28.803</i>	111.7	40.534	21.697	144.3	1:31.034
9 -	29.030	113.0	<i>40.339</i>	21.612	143.7	1:30.981	18 -	29.146	113.4	40.680	21.821	142.5	1:31.647
37	James HILLIER			JMH Racing									
1 -		104.7	44.797	25.849	117.5	1:47.372	10 -	29.331	<i>116.9</i>	41.515	23.899	141.0	1:34.745
2 -	35.484	96.3	47.694	31.974	73.5	1:55.152	11 -	29.205	113.9	43.090	22.086	142.2	1:34.381
3 -	44.353	75.5	1:02.807	23.620	141.6	2:10.780	12 -	29.813	110.6	54.493	28.975	105.0	1:53.281
4 -	29.349	112.0	40.753	21.584	142.5	1:31.686	13 -	37.675	59.2	57.424	22.261	144.3	1:57.360
5 -	<i>28.988</i>	114.7	40.985	<i>21.506</i>	144.0	1:31.479	14 -	29.311	111.7	<i>40.730</i>	21.546	144.3	1:31.587
6 -	29.149	113.4	41.628	21.663	144.0	1:32.440	15 -	29.008	113.0	40.896	21.597	143.1	1:31.501
7 -	29.389	113.2	40.741	21.545	142.2	1:31.675	16 -	29.057	113.6	40.782	21.517	145.3	1:31.356
8 -	29.104	115.5	40.825	21.532	141.6	1:31.461	17 -	29.346	114.9	40.833	21.520	<i>145.6</i>	1:31.699
9 -	29.089	113.6	40.776	21.545	143.7	1:31.410	18 -	29.436	112.4	41.394	21.552	144.6	1:32.382
43	Patrick McDOUGALL			Beowulf Racing									
1 -		106.0	45.767	26.411	110.0	1:48.458	10 -	28.972	111.1	40.675	21.967	141.9	1:31.614
2 -	35.531	91.7	47.999	31.530	73.2	1:55.060	11 -	29.070	107.7	41.917	22.203	142.5	1:33.190
3 -	44.681	82.7	1:02.808	23.055	141.6	2:10.544	12 -	29.743	108.6	54.259	28.965	96.0	1:52.967
4 -	29.469	108.6	41.182	21.820	141.9	1:32.471	13 -	37.473	64.5	57.639	22.398	141.3	1:57.510
5 -	28.971	110.2	<i>40.586</i>	<i>21.563</i>	142.8	1:31.120	14 -	29.191	110.6	40.920	21.795	142.5	1:31.906
6 -	<i>28.743</i>	110.6	41.090	21.655	<i>143.4</i>	1:31.488	15 -	28.934	113.7	41.038	22.052	140.7	1:32.024
7 -	29.414	110.7	40.931	21.694	141.6	1:32.039	16 -	29.166	111.7	41.094	22.518	140.7	1:32.778
8 -	28.986	<i>114.3</i>	45.687	21.909	140.7	1:36.582	17 -	29.153	112.2	41.133	21.995	140.4	1:32.281
9 -	28.876	112.0	40.825	21.689	141.3	1:31.390	18 -	29.350	113.4	41.132	21.792	141.3	1:32.274
44	Alistair FAGAN			JHS Racing									
1 -		103.2	45.166	27.762	129.8	1:50.828	10 -	30.151	110.2	41.557	22.705	137.5	1:34.413
2 -	34.720	94.1	48.032	31.143	83.7	1:53.895	11 -	30.400	95.9	44.397	22.527	136.4	1:37.324
3 -	44.063	86.5	1:03.319	23.914	<i>141.9</i>	2:11.296	12 -	29.759	<i>112.2</i>	45.915	29.373	91.9	1:45.047
4 -	29.259	107.2	<i>41.102</i>	22.174	139.2	1:32.535	13 -	36.646	75.0	57.491	22.551	<i>141.9</i>	1:56.688
5 -	<i>28.994</i>	111.1	41.349	21.766	140.1	1:32.109	14 -	29.451	111.3	41.620	22.617	138.7	1:33.688
6 -	29.143	108.6	41.480	21.724	141.0	1:32.347	15 -	29.416	110.7	42.462	22.599	137.5	1:34.477
7 -	29.130	110.6	41.279	<i>21.684</i>	140.1	1:32.093	16 -	29.821	111.7	42.686	22.514	136.7	1:35.021
8 -	29.158	109.5	41.802	21.996	139.2	1:32.956	17 -	29.526	110.7	42.159	22.280	137.5	1:33.965
9 -	29.684	109.3	41.768	22.133	138.4	1:33.585	18 -	29.645	111.8	42.106	22.197	138.7	1:33.948

Brands Hatch GP
Circuit Length = 2.3009 miles
Start: 15:30 End: 16:01

Weather / Track : Sunny / Dry

MCRCB BULLETIN TK135

2008 Fuchs-Silkolene British Supersport Championship & Supersport Cup

RACE 13 - SECTOR ANALYSIS

45	Glen RICHARDS				MAP Embassy Racing								
1 -	108.4	42.486	25.595	102.1	1:42.920	10 -	28.816	113.6	40.305	21.499	140.4	1:30.620	
2 -	34.686	80.8	49.138	31.958	72.3	1:55.782	11 -	28.607	114.7	42.244	23.729	113.2	1:34.580
3 -	43.218	86.7	1:02.721	22.554	144.0	2:08.493	12 -	37.657	83.4	57.796	29.550	99.7	2:05.003
4 -	29.155	113.7	40.088	21.534	141.6	1:30.777	13 -	38.201	71.6	57.619	21.827	141.3	1:57.647
5 -	28.610	113.6	40.759	21.448	144.3	1:30.817	14 -	28.559	115.9	39.928	21.281	142.5	1:29.768
6 -	28.834	113.4	40.533	21.393	141.0	1:30.760	15 -	28.546	117.1	40.149	21.378	141.6	1:30.073
7 -	28.669	114.7	40.276	21.495	139.2	1:30.440	16 -	28.615	116.3	40.563	21.484	140.4	1:30.662
8 -	28.731	113.2	40.273	21.478	140.1	1:30.482	17 -	28.722	115.5	40.551	21.533	140.4	1:30.806
9 -	28.575	115.1	40.198	21.397	140.7	1:30.170	18 -	28.694	113.9	40.287	21.407	141.0	1:30.388
48	Joe DICKINSON				Trucklinks Yamaha								
1 -	108.6	43.741	25.044	111.3	1:44.574	10 -	29.052	114.7	41.018	21.506	144.3	1:31.576	
2 -	35.478	100.6	48.461	31.919	65.7	1:55.858	11 -	29.058	114.1	44.273	22.895	141.3	1:36.226
3 -	43.403	91.8	1:02.929	22.347	145.6	2:08.679	12 -	32.432	100.9	56.912	29.352	90.1	1:58.696
4 -	29.162	112.2	40.681	21.546	144.3	1:31.389	13 -	38.399	49.6	56.957	21.954	145.9	1:57.310
5 -	28.953	113.4	40.543	21.429	145.6	1:30.925	14 -	28.980	112.8	40.968	21.696	145.6	1:31.644
6 -	28.908	115.5	40.592	21.400	145.9	1:30.900	15 -	28.930	114.5	40.827	21.448	145.6	1:31.205
7 -	29.675	112.0	40.941	21.441	145.9	1:32.057	16 -	28.879	114.1	40.718	21.434	145.3	1:31.031
8 -	29.003	113.2	40.956	21.495	145.9	1:31.454	17 -	28.915	115.7	40.792	21.617	145.3	1:31.324
9 -	29.453	111.3	40.930	21.552	144.0	1:31.935	18 -	29.082	113.4	40.684	21.485	144.9	1:31.251
53	Midge SMART				Wylie & Holland Racing								
1 -	108.4	43.534	24.773	87.5	1:43.458	8 -	28.942	112.4	40.977	21.510	145.9	1:31.429	
2 -	35.195	99.9	48.936	31.878	69.6	1:56.009	9 -	28.956	110.4	40.952	21.450	146.8	1:31.358
3 -	43.466	84.0	1:02.701	22.377	143.1	2:08.544	10 -	28.977	108.8	40.400	21.316	146.8	1:30.693
4 -	29.245	112.2	40.639	21.314	148.1	1:31.198	11 -	28.965	110.4	42.583	21.596	145.9	1:33.144
5 -	29.001	113.6	40.422	21.429	145.9	1:30.852	12 -	35.640	87.3	57.427	29.756	85.5	2:02.823
6 -	29.319	108.9	40.875	21.252	148.5	1:31.446	13 -	38.159	66.5	57.141	22.007	144.6	1:57.307
7 -	29.563	107.9	40.729	21.319	145.9	1:31.611							
55	Ashley BEECH				Colin Appleyard / Macadam R'g								
1 -	102.6	44.937	25.998	115.1	1:47.561	4 -	29.382	108.1	40.956	21.687	145.6	1:32.025	
2 -	35.472	99.0	47.918	32.008	79.2	1:55.398	5 -	28.804	110.7	40.855	21.469	146.5	1:31.128
3 -	44.158	78.3	1:03.077	23.274	145.9	2:10.509	6 -	29.122	110.0	40.754	21.437	146.5	1:31.313
58	Conor O'BRIEN				Arkwood Honda								
1 -	89.6	44.332	22.554	134.8	2:02.443	10 -	29.885	101.2	42.006	22.190	140.1	1:34.081	
2 -	30.269	105.4	42.489	31.511	81.0	1:44.269	11 -	29.787	107.2	42.740	21.957	138.7	1:34.484
3 -	45.076	88.9	1:03.274	23.734	137.8	2:12.084	12 -	29.799	107.4	42.451	28.345	100.0	1:40.595
4 -	30.260	105.7	41.891	22.080	138.7	1:34.231	13 -	38.432	78.3	56.282	22.871	138.9	1:57.585
5 -	29.805	107.5	41.515	21.906	138.9	1:33.226	14 -	30.152	108.9	41.564	22.521	140.4	1:34.237
6 -	29.616	106.5	42.227	22.107	139.5	1:33.950	15 -	29.696	109.8	41.978	21.962	139.8	1:33.636
7 -	29.547	109.1	41.983	21.920	140.1	1:33.450	16 -	29.790	105.5	41.923	22.172	140.7	1:33.885
8 -	29.414	108.8	41.614	21.916	138.7	1:32.944	17 -	30.138	105.8	42.163	22.373	138.7	1:34.674
9 -	29.640	107.4	41.797	22.141	140.1	1:33.578	18 -	29.756	109.3	41.693	21.936	137.2	1:33.385
74	Dean HIPWELL				Atherton Godfrey Solicitors								
1 -	104.5	44.788	26.139	113.7	1:48.012	10 -	29.171	115.3	40.480	21.547	140.4	1:31.198	
2 -	35.352	102.0	47.910	31.845	76.9	1:55.107	11 -	29.161	114.7	44.216	23.130	137.8	1:36.507
3 -	44.218	76.1	1:03.101	23.244	142.8	2:10.563	12 -	29.609	103.7	56.183	28.592	107.7	1:54.384
4 -	29.518	110.0	40.823	21.589	143.7	1:31.930	13 -	37.996	57.3	57.381	22.103	144.9	1:57.480
5 -	29.280	111.5	40.638	21.426	143.7	1:31.344	14 -	29.383	113.4	40.554	21.465	144.9	1:31.402
6 -	29.124	112.6	40.683	21.477	144.0	1:31.284	15 -	29.077	113.7	40.681	21.624	142.8	1:31.382
7 -	29.798	112.6	40.465	21.605	141.3	1:31.868	16 -	29.287	112.8	40.947	21.566	144.3	1:31.800
8 -	29.027	110.6	40.742	21.510	143.7	1:31.279	17 -	29.422	113.2	40.877	21.528	142.8	1:31.827
9 -	29.423	114.1	40.842	21.553	143.1	1:31.818	18 -	29.350	115.3	41.141	21.699	142.8	1:32.190
75	Craig FITZPATRICK				BLDS Couriers								
1 -	109.7	41.963	24.998	119.6	1:41.602	10 -	29.071	114.7	40.646	21.627	143.7	1:31.344	
2 -	35.502	84.4	49.239	31.767	75.4	1:56.508	11 -	28.804	115.1	42.072	21.968	139.8	1:32.844
3 -	43.167	80.3	1:02.815	22.992	140.4	2:08.974	12 -	36.421	87.5	57.593	29.623	86.9	2:03.637
4 -	29.571	110.7	40.643	21.607	142.8	1:31.821	13 -	38.222	63.6	57.174	21.890	142.8	1:57.286

Brands Hatch GP
Circuit Length = 2.3009 miles
Start: 15:30 End: 16:01

Weather / Track : Sunny / Dry

MCRCB BULLETIN TK135

2008 Fuchs-Silkolene British Supersport Championship & Supersport Cup

RACE 13 - SECTOR ANALYSIS

5 -	28.746	113.2	40.442	21.434	143.7	1:30.622	14 -	28.941	114.1	40.791	21.522	143.4	1:31.254
6 -	29.184	115.3	40.749	21.494	142.8	1:31.427	15 -	28.820	116.3	40.871	21.659	142.8	1:31.350
7 -	28.833	117.5	40.657	21.653	140.4	1:31.143	16 -	28.937	115.5	40.747	21.842	141.9	1:31.526
8 -	28.794	115.1	40.453	21.681	140.4	1:30.928	17 -	29.194	113.9	40.519	21.658	142.2	1:31.371
9 -	28.854	115.7	40.448	21.917	141.0	1:31.219	18 -	29.054	116.5	40.436	21.815	142.8	1:31.305
76	Ross WALTER						Interserve Racing						
1 -	108.8	45.342	26.996	119.4	1:49.338	8 -	29.173	115.1	40.919	21.784	140.4	1:31.876	
2 -	35.285	94.9	48.007	31.534	88.4	1:54.826	9 -	29.421	113.9	40.880	21.538	141.6	1:31.839
3 -	44.178	86.0	1:02.827	23.367	141.0	2:10.372	10 -	29.146	118.1	40.798	21.955	141.3	1:31.899
4 -	29.618	112.2	41.394	21.919	140.7	1:32.931	11 -	29.275	115.1	41.641	22.547	139.2	1:33.463
5 -	29.462	111.5	41.281	21.930	139.2	1:32.673	12 -	29.823	117.3	54.119	29.212	95.9	1:53.154
6 -	29.316	112.6	41.077	21.812	140.4	1:32.205	13 -	37.410	62.2	57.400	22.169	144.3	1:56.979
7 -	29.244	115.9	40.996	21.834	137.5	1:32.074	14 -	29.447	115.7	40.775	21.540	142.8	1:31.762
77	Marty NUTT						Nutt Travel / T+G						
1 -	103.6	44.131	25.265	103.9	1:45.245	10 -	29.368	114.1	40.748	21.588	142.5	1:31.704	
2 -	35.155	92.6	48.322	32.056	67.2	1:55.533	11 -	28.761	110.7	43.311	22.253	138.4	1:34.325
3 -	43.566	81.3	1:02.748	22.523	141.9	2:08.837	12 -	33.940	88.8	57.137	29.899	87.0	2:00.976
4 -	29.088	111.5	40.663	21.580	142.5	1:31.331	13 -	38.231	58.0	57.030	22.107	142.5	1:57.368
5 -	28.893	111.5	40.430	21.460	142.8	1:30.783	14 -	28.891	115.7	40.977	21.703	142.8	1:31.571
6 -	28.846	115.3	40.476	21.476	144.6	1:30.798	15 -	28.732	115.7	40.429	21.658	142.8	1:30.819
7 -	29.376	113.4	40.746	21.477	143.4	1:31.599	16 -	28.901	115.1	40.507	21.462	144.6	1:30.870
8 -	29.034	109.3	40.824	21.675	142.2	1:31.533	17 -	29.070	110.7	40.558	21.574	142.5	1:31.202
9 -	28.967	115.3	40.403	21.511	144.0	1:30.881	18 -	29.033	113.4	40.450	21.674	144.3	1:31.157
82	Adam TEMPEST						Slippery Sam Racing						
1 -	101.1	44.701	26.222	109.3	1:52.361	10 -	29.896	105.7	41.821	22.214	139.8	1:33.931	
2 -	34.290	91.8	48.094	31.432	87.0	1:53.816	11 -	30.646	103.7	42.692	22.190	141.0	1:35.528
3 -	44.762	84.9	1:03.054	23.771	141.0	2:11.587	12 -	29.925	108.6	42.061	27.473	92.9	1:39.459
4 -	30.411	109.1	41.567	22.203	140.1	1:34.181	13 -	37.973	78.5	56.323	22.659	143.4	1:56.955
5 -	29.651	109.5	41.323	22.078	141.6	1:33.052	14 -	29.829	109.1	41.995	22.268	141.0	1:34.092
6 -	30.044	108.9	41.940	22.355	137.2	1:34.339	15 -	29.678	109.1	42.260	22.411	138.9	1:34.349
7 -	29.571	109.1	41.873	22.151	139.2	1:33.595	16 -	29.786	106.7	42.080	22.251	141.6	1:34.117
8 -	29.492	108.4	41.820	21.989	138.9	1:33.301	17 -	29.752	108.2	41.875	22.192	139.5	1:33.819
9 -	29.691	106.4	41.922	22.201	139.8	1:33.814	18 -	29.848	113.7	42.029	22.092	138.7	1:33.969
85	Jonathan HARRISON						Harrison Bros Racing						
1 -	102.3	44.993	28.913	110.0	1:52.044	4 -	30.104	107.0	41.521	22.066	138.1	1:33.691	
2 -	33.998	92.1	48.117	31.171	91.1	1:53.286	5 -	29.704	105.8	41.607	22.174	138.7	1:33.485
3 -	44.880	84.8	1:02.995	23.937	136.7	2:11.812							
94	Ben WYLIE						Wylie & Holland Racing						
1 -	105.0	44.381	24.985	106.4	1:45.399	10 -	29.181	113.9	40.903	21.716	143.7	1:31.800	
2 -	35.296	93.6	48.309	31.930	66.5	1:55.535	11 -	29.779	108.2	42.959	22.185	134.2	1:34.923
3 -	43.678	83.8	1:03.016	22.241	145.9	2:08.935	12 -	33.481	95.6	56.228	28.752	91.3	1:58.461
4 -	29.190	111.7	40.866	21.634	144.3	1:31.690	13 -	38.253	53.0	57.312	22.164	146.8	1:57.729
5 -	29.431	112.8	40.961	21.399	145.9	1:31.791	14 -	29.189	111.8	40.756	21.469	146.5	1:31.414
6 -	29.266	113.4	40.798	21.499	146.2	1:31.563	15 -	29.036	115.5	40.636	21.425	147.2	1:31.097
7 -	29.697	109.7	40.863	21.546	144.6	1:32.106	16 -	29.339	112.8	41.039	21.678	144.0	1:32.056
8 -	29.412	111.1	40.645	21.430	145.3	1:31.487	17 -	29.261	111.7	41.054	21.507	145.3	1:31.822
9 -	28.982	112.2	40.665	21.518	145.3	1:31.165	18 -	29.513	107.9	41.108	21.664	143.1	1:32.285
96	Paul YOUNG						MAP Embassy Racing						
1 -	98.5	45.260	25.880	107.2	1:46.929	10 -	29.093	114.9	40.520	21.518	143.4	1:31.131	
2 -	34.986	98.0	48.032	31.876	73.9	1:54.894	11 -	29.072	111.3	44.275	22.630	138.4	1:35.977
3 -	43.876	83.5	1:03.202	22.677	144.9	2:09.755	12 -	32.814	100.0	56.858	29.084	91.2	1:58.756
4 -	29.636	112.4	40.595	21.330	142.8	1:31.561	13 -	38.268	50.6	56.997	21.976	145.9	1:57.241
5 -	28.811	115.7	40.524	21.337	144.3	1:30.672	14 -	29.132	114.7	40.577	21.426	146.5	1:31.135
6 -	28.954	113.2	40.775	21.422	145.6	1:31.151	15 -	29.050	112.6	40.606	21.432	145.3	1:31.088
7 -	29.378	110.0	40.553	21.446	143.4	1:31.377	16 -	28.938	114.1	40.524	21.341	145.6	1:30.803
8 -	29.016	115.3	40.738	21.498	142.8	1:31.252	17 -	28.941	115.3	40.655	21.340	144.9	1:30.936
9 -	29.055	115.1	40.419	21.583	144.0	1:31.057	18 -	29.357	111.8	40.525	21.788	143.7	1:31.670

Brands Hatch GP
Circuit Length = 2.3009 miles
Start: 15:30 End: 16:01

Weather / Track : Sunny / Dry

MCRCB BULLETIN TK136

2008 Fuchs-Silkolene British Supersport Championship & Supersport Cup RACE 13 - SPEED TRAPS

SECTOR 1				SECTOR 2			FINISH LINE		
POS	NO	NAME	MPH	NO	NAME	MPH	NO	NAME	MPH
1	27	James WESTMORELAND	119.4				53	Midge SMART	148.5
2	76	Ross WALTER	118.1				8	Ian HUTCHINSON	147.8
3	20	Daniel COOPER	117.5				36	BJ TOAL	147.2
4	26	Chris MARTIN	117.5				94	Ben WYLIE	147.2
5	75	Craig FITZPATRICK	117.5				6	James WEBB	146.8
6	6	James WEBB	117.3				11	Andy WEYMOUTH	146.8
7	11	Andy WEYMOUTH	117.3				26	Chris MARTIN	146.8
8	17	Steve BROGAN	117.1				31	Sam OWENS	146.5
9	45	Glen RICHARDS	117.1				55	Ashley BEECH	146.5
10	2	Ian LOWRY	116.9				96	Paul YOUNG	146.5
11	37	James HILLIER	116.9				20	Daniel COOPER	146.2
12	3	Hudson KENNAUGH	116.5				27	James WESTMORELAND	146.2
13	5	Steven NEATE	115.9				48	Joe DICKINSON	145.9
14	31	Sam OWENS	115.9				5	Steven NEATE	145.6
15	48	Joe DICKINSON	115.7				37	James HILLIER	145.6
16	77	Marty NUTT	115.7				2	Ian LOWRY	145.3
17	96	Paul YOUNG	115.7				17	Steve BROGAN	145.3
18	94	Ben WYLIE	115.5				33	Aaron WALKER	144.9
19	74	Dean HIPWELL	115.3				74	Dean HIPWELL	144.9
20	4	John McGUINNESS	114.5				77	Marty NUTT	144.6
21	32	Paul VEAZEY	114.5				45	Glen RICHARDS	144.3
22	43	Patrick McDOUGALL	114.3				76	Ross WALTER	144.3
23	36	BJ TOAL	114.1				75	Craig FITZPATRICK	143.7
24	8	Ian HUTCHINSON	113.7				3	Hudson KENNAUGH	143.4
25	82	Adam TEMPEST	113.7				21	David HALLETT	143.4
26	53	Midge SMART	113.6				43	Patrick McDOUGALL	143.4
27	21	David HALLETT	112.8				82	Adam TEMPEST	143.4
28	44	Alistair FAGAN	112.2				4	John McGUINNESS	142.8
29	33	Aaron WALKER	111.3				44	Alistair FAGAN	141.9
30	55	Ashley BEECH	110.7				58	Conor O'BRIEN	140.7
31	58	Conor O'BRIEN	109.8				32	Paul VEAZEY	140.4
32	85	Jonathan HARRISON	107.0				85	Jonathan HARRISON	138.7

Weather / Track : Sunny / Dry

www.tsl-timing.com

Brands Hatch GP
Circuit Length = 2.3009 miles
Start: 15:30 End: 16:01

Printed - 16.03 Sunday, 11 May 2008

MCRCB BULLETIN TK137

2008 Fuchs-Silkolene British Supersport Championship & Supersport Cup RACE 13 - BEST SECTOR TIMES

SECTOR 1			SECTOR 2			SECTOR 3			IDEAL / BEST COMPARISON						
POS	NO	NAME	TIME	NO	NAME	TIME	NO	NAME	TIME	POS	NO	NAME	IDEAL	BEST	DIFF
1	3	KENNAUGH	28.385	3	KENNAUGH	39.923	3	KENNAUGH	21.065	1	3	KENNAUGH	1:29.373	1:29.485	0.112
2	45	RICHARDS	28.546	45	RICHARDS	39.928	53	SMART	21.252	2	45	RICHARDS	1:29.755	1:29.768	0.013
3	26	MARTIN	28.643	26	MARTIN	40.133	6	WEBB	21.277	3	27	WESTMORELAND	1:30.165	1:30.279	0.114
4	31	OWENS	28.656	27	WESTMORELAND	40.156	45	RICHARDS	21.281	4	26	MARTIN	1:30.179	1:30.546	0.367
5	27	WESTMORELAND	28.693	20	COOPER	40.223	27	WESTMORELAND	21.316	5	20	COOPER	1:30.267	1:30.353	0.086
6	5	NEATE	28.705	5	NEATE	40.260	11	WEYMOUTH	21.330	6	5	NEATE	1:30.397	1:30.397	0.000
7	20	COOPER	28.707	11	WEYMOUTH	40.280	96	YOUNG	21.330	7	6	WEBB	1:30.433	1:30.598	0.165
8	77	NUTT	28.732	8	HUTCHINSON	40.292	8	HUTCHINSON	21.331	8	11	WEYMOUTH	1:30.448	1:30.625	0.177
9	43	McDOUGALL	28.743	6	WEBB	40.326	20	COOPER	21.337	9	8	HUTCHINSON	1:30.466	1:30.776	0.310
10	75	FITZPATRICK	28.746	36	TOAL	40.339	31	OWENS	21.395	10	96	YOUNG	1:30.560	1:30.672	0.112
11	17	BROGAN	28.786	53	SMART	40.400	94	WYLIE	21.399	11	53	SMART	1:30.594	1:30.693	0.099
12	36	TOAL	28.803	77	NUTT	40.403	48	DICKINSON	21.400	12	77	NUTT	1:30.595	1:30.783	0.188
13	55	BEECH	28.804	96	YOUNG	40.419	26	MARTIN	21.403	13	31	OWENS	1:30.606	1:30.873	0.267
14	96	YOUNG	28.811	17	BROGAN	40.428	74	HIPWELL	21.426	14	75	FITZPATRICK	1:30.616	1:30.622	0.006
15	6	WEBB	28.830	75	FITZPATRICK	40.436	5	NEATE	21.432	15	36	TOAL	1:30.634	1:30.771	0.137
16	11	WEYMOUTH	28.838	74	HIPWELL	40.465	75	FITZPATRICK	21.434	16	17	BROGAN	1:30.676	1:30.676	0.000
17	8	HUTCHINSON	28.843	48	DICKINSON	40.543	55	BEECH	21.437	17	48	DICKINSON	1:30.822	1:30.900	0.078
18	48	DICKINSON	28.879	33	WALKER	40.550	21	HALLETT	21.460	18	43	McDOUGALL	1:30.892	1:31.120	0.228
19	53	SMART	28.942	31	OWENS	40.555	77	NUTT	21.460	19	74	HIPWELL	1:30.918	1:31.198	0.280
20	94	WYLIE	28.982	43	McDOUGALL	40.586	17	BROGAN	21.462	20	55	BEECH	1:30.995	1:31.128	0.133
21	37	HILLIER	28.988	2	LOWRY	40.617	36	TOAL	21.492	21	94	WYLIE	1:31.017	1:31.097	0.080
22	44	FAGAN	28.994	94	WYLIE	40.636	37	HILLIER	21.506	22	2	LOWRY	1:31.174	1:31.321	0.147
23	4	McGUINNESS	29.007	4	McGUINNESS	40.695	4	McGUINNESS	21.527	23	37	HILLIER	1:31.224	1:31.356	0.132
24	2	LOWRY	29.010	37	HILLIER	40.730	76	WALTER	21.538	24	4	McGUINNESS	1:31.229	1:31.233	0.004
25	74	HIPWELL	29.027	55	BEECH	40.754	2	LOWRY	21.547	25	33	WALKER	1:31.347	1:31.347	0.000
26	21	HALLETT	29.114	76	WALTER	40.775	43	McDOUGALL	21.563	26	21	HALLETT	1:31.398	1:31.505	0.107
27	76	WALTER	29.123	21	HALLETT	40.824	33	WALKER	21.608	27	76	WALTER	1:31.436	1:31.762	0.326
28	33	WALKER	29.189	44	FAGAN	41.102	44	FAGAN	21.684	28	44	FAGAN	1:31.780	1:32.093	0.313
29	32	VEAZEY	29.406	82	TEMPEST	41.323	58	O'BRIEN	21.906	29	82	TEMPEST	1:32.804	1:33.052	0.248
30	58	O'BRIEN	29.414	58	O'BRIEN	41.515	82	TEMPEST	21.989	30	58	O'BRIEN	1:32.835	1:32.944	0.109
31	82	TEMPEST	29.492	85	HARRISON	41.521	85	HARRISON	22.066	31	32	VEAZEY	1:33.145	1:33.176	0.031
32	85	HARRISON	29.704	32	VEAZEY	41.544	32	VEAZEY	22.195	32	85	HARRISON	1:33.291	1:33.485	0.194
											Perfect Lap		1:29.373		

