



HENDERSON
INSURANCE BROKERS

YAMAHA R1 CUP

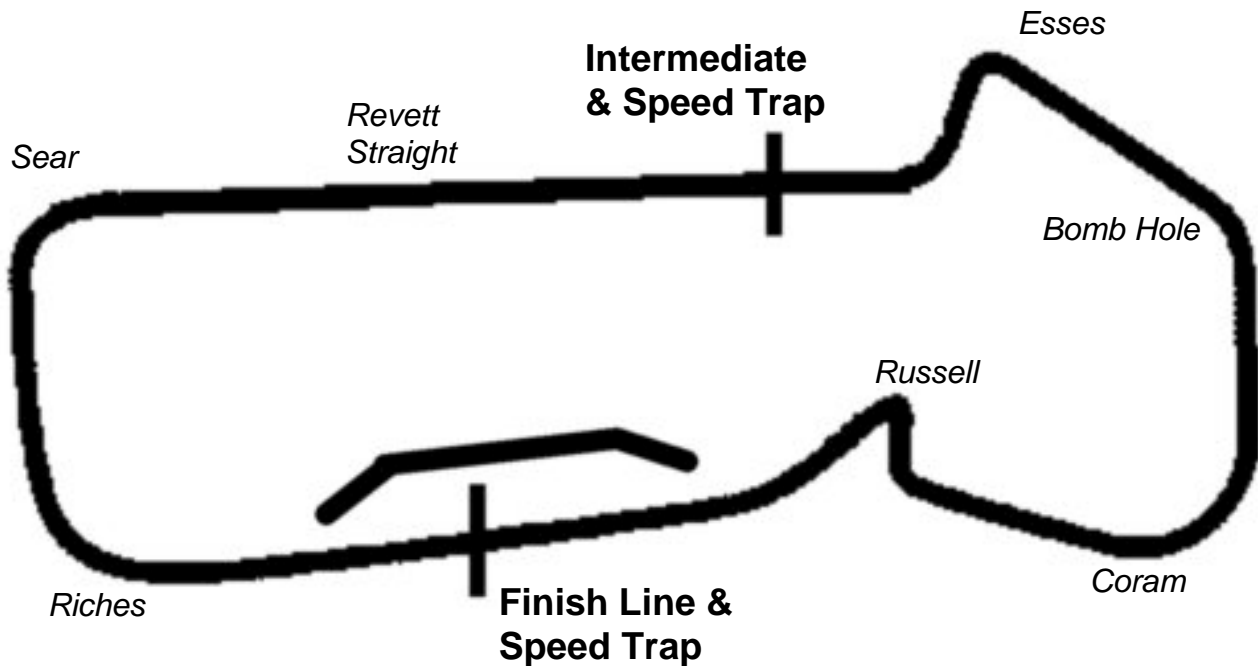
Round 5
Snetterton

13th - 15th June 2008



Results Provided by Timing Solutions Ltd
www.tsl-timing.com

SNETTERTON



Circuit Length: 1.9520 miles / 3141.4 metres
 Intermediate: 1569 metres
 Pit In: 2859 metres
 Pit Out: 40 metres after Finish Line
 Pit In – Pit Out 246 metres, @ 60kph = 14.7 seconds, @ 80kph = 11 seconds

Lap Records		Best Sector Information			
		Sector 1	Trap (mph)	Sector 2	F/L Trap (mph)
Superbike	1:04.688	27.955	174.3	36.161	165.7
Supersport	1:07.587	29.582	164.8	37.471	148.1
Superstock 1000	1:07.499	29.404	167.7	37.907	157.9
Yamaha R1	To Be Est	N/A	N/A	N/A	N/A
Superstock 600	To Be Est	N/A	N/A	N/A	N/A
125GP	1:13.430	33.150	136.4	39.731	120.9
KTM 990	1:13.440	32.205	153.6	41.110	139.5

MCRCB BULLETIN TK031

2008 Henderson Yamaha R1 Cup FREE PRACTICE - CLASSIFICATION

POS	NO	CL	NAME	ENTRY	TIME	ON	LAPS	GAP	DIFF	MPH
1	10		Jon KIRKHAM	Yamaha - Jon Kirkham Racing	1:08.482	5	5			102.61
2	19		Adrian COATES	Yamaha - Stoneyford Concrete	1:08.506	11	15	0.024	0.024	102.57
3	118		Richard COOPER	Yamaha - Co-Ordit Racing	1:08.526	7	17	0.044	0.020	102.54
4	15		Ben WILSON	Yamaha - Ben-Wilson-Racing.com	1:08.802	10	11	0.320	0.276	102.13
5	555		Sean EMMETT	Yamaha - Hill Oldridge Racing	1:08.848	11	11	0.366	0.046	102.06
6	77		Marty NUTT	Yamaha - Double M Racing / NuttTravel.com	1:09.024	16	18	0.542	0.176	101.80
7	11		Sam WARREN	Yamaha - Mission Racing	1:09.138	14	19	0.656	0.114	101.63
8	2		Gary MASON	Yamaha - VTune/ Airmax/ Tamworth Yamaha	1:09.198	13	14	0.716	0.060	101.55
9	14		Jack KENNEDY	Yamaha - JK Racing	1:09.348	20	20	0.866	0.150	101.33
10	49		Brendan CLARKE	Yamaha -	1:09.684	19	20	1.202	0.336	100.84
11	56		Shannon ETHERIDGE	Yamaha - Shannon Etheridge Racing	1:09.743	11	12	1.261	0.059	100.75
12	5		Robert KENNEDY	Yamaha - PMD Racing	1:10.168	15	16	1.686	0.425	100.14
13	33		Michael NEEVES	Yamaha - Team MCN	1:11.151	10	20	2.669	0.983	98.76
14	98		Kyle KENTISH	Yamaha - Deadline Racing	1:13.071	17	18	4.589	1.920	96.16
15	3		Charlie BISHOP	Yamaha - Team Phoenix / PBM	1:13.076	10	14	4.594	0.005	96.16
16	34		Stu WILSON	Yamaha - Wilhall Yamaha	1:13.548	6	6	5.066	0.472	95.54
17	74		Neal GARSIDE	Yamaha - Buckingham Group	1:14.721	12	16	6.239	1.173	94.04

Weather / Track : Bright / Dry

These results are provisional until the conclusion of any judicial and technical matters.

Snetterton
Circuit Length = 1.9520 miles
Start: 11:25 End: 11:51

Race Director :

Stewards :

Timekeeper :

MCRCB BULLETIN TK032

2008 Henderson Yamaha R1 Cup

FREE PRACTICE - SECTOR ANALYSIS

2	Gary MASON VTune/ Airmax/ Tamworth Yamaha										
1-	Out	121.4	42.421	146.5	1:20.802	8-	30.195	148.8	39.148	145.9	1:09.343
2-	30.972	144.0	40.116	147.2	1:11.088	9-	30.292	144.6	39.041	147.2	1:09.333
3-	30.482	142.5	40.609	145.9	1:11.091	10-	30.252	145.6	39.190	147.5	1:09.442
4-	30.456	141.0	41.260	146.5	1:11.716	11-	30.162	142.8	39.898	147.2	1:10.060
5-	30.371	141.3	39.525	147.2	1:09.896	12-	30.285	151.5	39.071	145.9	1:09.356
6-	30.166	147.8	39.154	146.5	1:09.320	13-	30.170	147.2	39.028	146.5	1:09.198
7-	30.941	146.5	39.368	146.2	1:10.309	14-	36.966	125.9	In		8:06.337P
3	Charlie BISHOP Team Phoenix / PBM										
1-	Out	118.1	45.390	140.7	1:25.084	8-	31.923	132.1			3:23.000
2-	41.112	106.2	45.107	124.3	1:26.219	9-		128.8	42.160	148.1	1:18.330
3-	33.332	130.6	41.954	148.5	1:15.286	10-	31.850	135.3	41.226	147.5	1:13.076
4-	32.052	135.0	41.830	145.9	1:13.882	11-	31.904	130.8	In		2:48.800P
5-	32.277	131.1	41.315	149.5	1:13.592	12-	Out	135.3	42.070	147.5	1:17.704
6-	31.781	130.3	41.853	148.1	1:13.634	13-	33.063	122.5	42.882	146.8	1:15.945
7-	31.942	134.5	41.752	147.2	1:13.694	14-	32.011	130.3			3:20.767
5	Robert KENNEDY PMD Racing										
1-	Out	120.1	44.922	138.7	1:26.145	9-	30.832	148.8	40.992	147.5	1:11.824
2-	35.486	130.6	43.039	147.5	1:18.525	10-	30.747	145.9	40.545	146.8	1:11.292
3-	32.648	146.2	40.755	148.1	1:13.403	11-	32.462	143.1			3:55.021
4-	30.832	147.5	40.641	147.8	1:11.473	12-		134.8	In		2:14.035P
5-	30.805	143.7			2:46.538	13-	Out	143.4	40.805	145.9	1:14.907
6-		141.3	41.217	147.5	1:18.998	14-	30.831	150.8	40.000	145.6	1:10.831
7-	30.806	147.2	40.554	147.2	1:11.360	15-	30.272	151.1	39.896	144.9	1:10.168
8-	30.705	136.7	40.710	147.8	1:11.415	16-	30.333	154.3	41.451	140.4	1:11.784
10	Jon KIRKHAM Jon Kirkham Racing										
1-	Out	127.8	42.281	144.9	1:23.818	4-	Out	144.0	39.867	145.6	1:12.434
2-	30.669	151.1	39.335	147.2	1:10.004	5-	29.906	151.1	38.576	146.5	1:08.482
3-	31.627	110.2	In		1:43.870P						
11	Sam WARREN Mission Racing										
1-	Out	123.1	44.173	141.6	1:24.719	11-		144.6	40.711	147.5	1:19.028
2-	31.421	149.1	40.440	145.6	1:11.861	12-	31.002	153.2	39.434	146.5	1:10.436
3-	30.584	153.9	40.120	145.6	1:10.704	13-	30.009	164.1	39.492	147.2	1:09.501
4-	30.190	159.0	39.665	145.9	1:09.855	14-	30.037	155.7	39.101	146.2	1:09.138
5-	30.402	159.0	39.665	148.5	1:10.067	15-	33.740	102.9	49.852	147.2	1:23.592
6-	30.588	162.9	40.297	147.8	1:10.885	16-	30.266	154.6	39.928	146.5	1:10.194
7-	30.597	167.8	51.742	146.8	1:22.339	17-	30.050	161.7	39.257	147.8	1:09.307
8-	30.415	156.1	39.521	144.9	1:09.936	18-	41.194	79.6	44.960	146.5	1:26.154
9-	30.380	155.7	39.392	147.5	1:09.772	19-	30.382	158.6	39.089	148.1	1:09.471
10-	37.089	86.4			3:59.621						
14	Jack KENNEDY JK Racing										
1-	35.034	102.1	43.212	144.3	1:18.246	11-	30.555	137.5	39.833	146.2	1:10.388
2-	32.995	115.9	42.137	145.6	1:15.132	12-	30.414	143.1	39.727	146.2	1:10.141
3-	36.867	120.1	40.858	148.5	1:17.725	13-	30.920	138.7	39.614	145.9	1:10.534
4-	30.868	140.1	40.301	149.8	1:11.169	14-	30.477	141.6	39.425	145.9	1:09.902
5-	31.043	132.6	40.444	147.2	1:11.487	15-	30.446	143.1	39.682	145.6	1:10.128
6-	30.712	133.7	40.085	146.2	1:10.797	16-	30.432	144.6	39.491	145.9	1:09.923
7-	30.623	135.8	40.190	145.3	1:10.813	17-	30.646	144.3	39.520	145.6	1:10.166
8-	30.608	133.9	39.960	146.2	1:10.568	18-	30.595	143.4	39.439	144.0	1:10.034
9-	30.685	137.5	40.096	146.5	1:10.781	19-	32.821	100.0	39.877	148.5	1:12.698
10-	30.653	144.0	39.816	146.2	1:10.469	20-	30.251	148.1	39.097	148.8	1:09.348
15	Ben WILSON Ben-Wilson-Racing.com										
1-	Out	146.2	41.995	144.6	1:21.584	7-	32.233	149.5	In		3:06.094P
2-	30.587	149.1	39.729	147.2	1:10.316	8-	Out	139.5	40.911	146.2	1:21.816
3-	30.223	152.9	39.448	147.2	1:09.671	9-	30.198	156.4	39.054	147.2	1:09.252
4-	30.119	157.9	39.517	145.9	1:09.636	10-	30.000	155.7	38.802	146.8	1:08.802
5-	30.003	153.2	39.285	146.8	1:09.288	11-	29.899	153.6	In		2:04.882P

Snetterton
Circuit Length = 1.9520 miles
Start: 11:25 End: 11:51

Weather / Track : Bright / Dry

MCRCB BULLETIN TK032

2008 Henderson Yamaha R1 Cup

FREE PRACTICE - SECTOR ANALYSIS

6-	29.947	155.0	39.161	144.9	1:09.108						
19	Adrian COATES					Stoneyford Concrete					
1-	Out	127.8	43.875	146.8	1:24.700	9-	Out	139.5	40.009	148.5	1:17.070
2-	33.062	107.0	44.040	148.5	1:17.102	10-	30.036	150.5	38.944	150.1	1:08.980
3-	31.506	153.2	40.479	149.5	1:11.985	11-	29.814	152.5	38.692	149.5	1:08.506
4-	30.055	146.5	39.912	150.5	1:09.967	12-	29.800	157.9	39.183	148.1	1:08.983
5-	30.279	158.3	39.164	150.5	1:09.443	13-	29.864	153.2	39.117	148.1	1:08.981
6-	29.815	151.5	39.451	149.8	1:09.266	14-	29.880	153.9	39.534	147.8	1:09.414
7-	29.852	153.6	38.961	149.1	1:08.813	15-	30.805	153.6	In		3:37.836P
8-	30.109	145.3	In		4:19.915P						
33	Michael NEEVES					Team MCN					
1-	Out	113.9	44.512	141.9	1:25.219	11-	31.096	147.5	40.953	144.0	1:12.049
2-	37.848	107.7	45.992	144.3	1:23.840	12-	31.136	139.8	40.177	145.6	1:11.313
3-	32.423	128.1	41.739	145.3	1:14.162	13-	31.099	137.5	40.774	144.3	1:11.873
4-	31.634	134.8	41.169	145.9	1:12.803	14-	31.330	139.8	40.826	143.7	1:12.156
5-	32.254	129.3			2:11.833	15-	31.018	140.7	40.783	144.0	1:11.801
6-		135.6	40.993	144.3	1:17.654	16-	30.865	143.1	40.641	144.3	1:11.506
7-	31.111	145.3	40.597	144.0	1:11.708	17-	31.356	131.3	41.600	143.4	1:12.956
8-	31.161	144.6	40.417	144.6	1:11.578	18-	33.831	115.9	42.050	144.3	1:15.881
9-	31.292	140.1	40.600	144.3	1:11.892	19-	30.957	133.7	40.703	144.6	1:11.660
10-	30.876	138.4	40.275	145.9	1:11.151	20-	31.018	137.0	40.457	144.3	1:11.475
34	Stu WILSON					Wilhall Yamaha					
1-	33.965	115.1	43.627	136.7	1:17.592	4-	32.771	142.5	42.945	140.7	1:15.716
2-	45.961	84.3	In		8:50.122P	5-	32.887	141.6	42.750	139.2	1:15.637
3-	Out	138.7	44.430	141.9	1:21.936	6-	32.133	149.8	41.415	140.7	1:13.548
49	Brendan CLARKE										
1-	Out	118.4	45.226	148.5	1:25.200	11-	30.676	158.3	40.619	143.1	1:11.295
2-	34.447	108.8	45.387	148.8	1:19.834	12-	30.504	151.5	40.094	149.8	1:10.598
3-	31.663	134.5	41.814	152.2	1:13.477	13-	30.305	161.7	39.867	148.8	1:10.172
4-	31.706	143.1	41.414	149.8	1:13.120	14-	30.158	155.3	39.740	149.5	1:09.898
5-	30.930	154.6	40.578	150.8	1:11.508	15-	30.054	159.4	39.637	149.1	1:09.691
6-	30.622	156.1	40.288	150.8	1:10.910	16-	30.360	160.9	39.698	147.8	1:10.058
7-	30.362	155.0	40.175	149.5	1:10.537	17-	30.239	162.1	39.516	148.5	1:09.755
8-	31.192	155.3	In		2:00.037P	18-	30.274	158.6	39.602	148.8	1:09.876
9-	Out	148.5	40.707	150.1	1:17.433	19-	30.066	162.1	39.618	148.8	1:09.684
10-	31.302	151.5	40.288	149.8	1:11.590	20-	30.070	165.3			1:38.669
56	Shannon ETHERIDGE					Shannon Etheridge Racing					
1-	Out	131.8	43.405	142.2	1:28.149	7-	33.285	110.7	In		5:59.799P
2-	32.773	116.5	In		1:38.506P	8-	Out	141.3	40.959	147.2	1:23.783
3-	Out	149.5	40.389	145.6	1:19.109	9-	30.443	152.9	39.739	145.3	1:10.182
4-	30.816	150.1	42.048	140.4	1:12.864	10-	30.484	153.9	40.036	140.7	1:10.520
5-	30.554	153.2	40.456	146.2	1:11.010	11-	30.313	157.9	39.430	148.1	1:09.743
6-	30.404	150.1	39.999	146.2	1:10.403	12-	35.406	107.9	In		4:25.308P
74	Neal GARSIDE					Buckingham Group					
1-	40.022	108.4	46.711	142.2	1:26.733	9-	32.862	134.8	43.072	143.1	1:15.934
2-	34.209	120.5	44.955	142.5	1:19.164	10-	32.465	122.5	43.831	142.2	1:16.296
3-	33.433	122.5	44.166	144.0	1:17.599	11-	32.157	128.1	43.669	142.2	1:15.826
4-	33.646	124.0	44.131	144.3	1:17.777	12-	31.799	138.7	42.922	143.1	1:14.721
5-	33.499	128.1	44.516	141.0	1:18.015	13-	33.053	131.1	42.349	142.8	1:15.402
6-	33.135	137.5	44.096	142.5	1:17.231	14-	31.964	132.9	42.946	141.9	1:14.910
7-	33.083	129.8	43.313	142.8	1:16.396	15-	32.275	140.4	43.235	140.1	1:15.510
8-	32.706	133.2	43.107	142.8	1:15.813	16-	33.624	120.5			3:36.280
77	Marty NUTT					Double M Racing / NuttTravel.com					
1-	Out	117.9	44.981	137.2	1:26.506	10-	31.712	127.3	In		5:05.249P
2-	35.075	125.7	43.082	144.0	1:18.157	11-	Out	128.3	42.198	137.8	1:28.046
3-	32.675	139.5	41.114	147.5	1:13.789	12-	30.765	155.7	40.319	140.4	1:11.084
4-	30.779	151.1	40.018	145.6	1:10.797	13-	30.157	159.0	39.499	144.6	1:09.656

Snetterton
Circuit Length = 1.9520 miles
Start: 11:25 End: 11:51

Weather / Track : Bright / Dry

MCRCB BULLETIN TK032

2008 Henderson Yamaha R1 Cup

FREE PRACTICE - SECTOR ANALYSIS

5 -	30.203	159.8	39.933	149.5	1:10.136	14 -	29.970	153.2	39.995	144.6	1:09.965
6 -	30.282	150.8	39.482	148.5	1:09.764	15 -	30.101	160.2	39.297	144.0	1:09.398
7 -	31.358	140.7	39.843	145.9	1:11.201	16 -	29.917	156.8	39.107	146.8	1:09.024
8 -	29.938	156.4	39.337	146.5	1:09.275	17 -	29.760	164.9	49.971	145.9	1:19.731
9 -	30.007	156.1	39.137	146.8	1:09.144	18 -	30.222	151.8	39.227	146.5	1:09.449
98	Kyle KENTISH					Deadline Racing					
1 -	Out	117.1	46.283	143.4	1:27.418	10 -	32.417	135.0	41.543	148.5	1:13.960
2 -	35.688	98.8	45.533	139.2	1:21.221	11 -	31.990	131.6	In		3:09.965P
3 -	34.248	108.4	44.246	146.2	1:18.494	12 -	Out	139.5	42.271	145.3	1:19.289
4 -	32.894	137.0	43.877	148.1	1:16.771	13 -	32.475	132.9	In		2:10.935P
5 -	33.229	129.6	43.131	147.8	1:16.360	14 -	Out	134.8	42.790	145.6	1:18.465
6 -	32.197	139.8	42.388	145.9	1:14.585	15 -	31.730	135.6	42.205	147.2	1:13.935
7 -	32.742	135.8	42.480	146.5	1:15.222	16 -	31.544	138.1	41.922	148.8	1:13.466
8 -	32.558	133.9	41.847	145.9	1:14.405	17 -	31.397	142.2	41.674	144.3	1:13.071
9 -	32.425	134.5	42.196	144.3	1:14.621	18 -	32.116	132.4	41.822	147.5	1:13.938
118	Richard COOPER					Co-Ordit Racing					
1 -	Out	124.0	45.064	144.3	1:24.458	10 -	30.526	153.2	39.898	149.8	1:10.424
2 -	40.276	111.5	45.540	117.3	1:25.816	11 -	29.892	155.7	39.132	149.5	1:09.024
3 -	32.881	143.7	40.536	151.8	1:13.417	12 -	29.952	147.8	39.427	148.1	1:09.379
4 -	30.220	144.3	39.541	151.1	1:09.761	13 -	31.558	127.1	In		3:25.438P
5 -	30.316	153.6	39.595	151.5	1:09.911	14 -	Out	76.5	48.791	148.8	1:32.904
6 -	29.781	148.5	39.364	149.5	1:09.145	15 -	30.157	145.3	39.437	149.5	1:09.594
7 -	29.771	151.1	38.755	153.2	1:08.526	16 -	30.023	145.9	39.209	148.8	1:09.232
8 -	29.789	147.5	In		3:16.239P	17 -	30.045	150.1	39.380	148.5	1:09.425
9 -	Out	129.8	41.332	148.8	1:19.478						
555	Sean EMMETT					Hill Oldridge Racing					
1 -	Out	135.6	42.555	148.5	1:20.790	7 -	31.807	144.9	In		2:23.401P
2 -	37.400	109.3	44.867	150.1	1:22.267	8 -	Out	128.6	41.578	148.1	1:21.052
3 -	30.908	153.9	39.567	148.8	1:10.475	9 -	29.776	159.4	50.082	147.5	1:19.858
4 -	30.293	149.1	39.310	148.8	1:09.603	10 -	29.991	153.9	38.903	149.1	1:08.894
5 -	30.150	154.3	39.586	147.5	1:09.736	11 -	29.874	158.3	38.974	146.2	1:08.848
6 -	30.160	152.2	39.085	146.5	1:09.245						

MCRCB BULLETIN TK033

2008 Henderson Yamaha R1 Cup FREE PRACTICE - SPEED TRAPS

SECTOR 1				SECTOR 2			FINISH LINE			
POS	NO	NAME	MPH	NO	NAME	MPH	NO	NAME	MPH	
1	11	Sam WARREN	167.8				118	Richard COOPER	153.2	
2	49	Brendan CLARKE	165.3				49	Brendan CLARKE	152.2	
3	77	Marty NUTT	164.9				19	Adrian COATES	150.5	
4	555	Sean EMMETT	159.4				555	Sean EMMETT	150.1	
5	19	Adrian COATES	158.3				14	Jack KENNEDY	149.8	
6	15	Ben WILSON	157.9				3	Charlie BISHOP	149.5	
7	56	Shannon ETHERIDGE	157.9				77	Marty NUTT	149.5	
8	118	Richard COOPER	155.7				98	Kyle KENTISH	148.8	
9	5	Robert KENNEDY	154.3				11	Sam WARREN	148.5	
10	10	Jon KIRKHAM	152.2				5	Robert KENNEDY	148.1	
11	2	Gary MASON	151.5				56	Shannon ETHERIDGE	148.1	
12	34	Stu WILSON	150.5				2	Gary MASON	147.5	
13	14	Jack KENNEDY	148.1				10	Jon KIRKHAM	147.2	
14	33	Michael NEEVES	147.5				15	Ben WILSON	147.2	
15	98	Kyle KENTISH	142.2				33	Michael NEEVES	145.9	
16	74	Neal GARSIDE	140.4				74	Neal GARSIDE	144.3	
17	3	Charlie BISHOP	135.3				34	Stu WILSON	141.9	

Weather / Track : Bright / Dry

www.tsl-timing.com

Snetterton
Circuit Length = 1.9520 miles
Start: 11:25 End: 11:51

Printed - 11.53 Saturday, 14 June 2008

MCRCB BULLETIN TK034

2008 Henderson Yamaha R1 Cup FREE PRACTICE - BEST SECTORS

SECTOR 1			SECTOR 2			IDEAL / BEST COMPARISON						
POS	NO	NAME	TIME	NO	NAME	TIME	POS	NO	NAME	IDEAL	BEST	DIFF
1	10	KIRKHAM	29.731	10	KIRKHAM	38.576	1	10	KIRKHAM	1:08.307	1:08.482	0.175
2	77	NUTT	29.760	19	COATES	38.692	2	19	COATES	1:08.492	1:08.506	0.014
3	118	COOPER	29.771	118	COOPER	38.755	3	118	COOPER	1:08.526	1:08.526	0.000
4	555	EMMETT	29.776	15	WILSON	38.802	4	555	EMMETT	1:08.679	1:08.848	0.169
5	19	COATES	29.800	555	EMMETT	38.903	5	15	WILSON	1:08.701	1:08.802	0.101
6	15	WILSON	29.899	2	MASON	39.028	6	77	NUTT	1:08.867	1:09.024	0.157
7	11	WARREN	30.009	11	WARREN	39.089	7	11	WARREN	1:09.098	1:09.138	0.040
8	49	CLARKE	30.054	14	KENNEDY	39.097	8	2	MASON	1:09.190	1:09.198	0.008
9	2	MASON	30.162	77	NUTT	39.107	9	14	KENNEDY	1:09.348	1:09.348	0.000
10	14	KENNEDY	30.251	56	ETHERIDGE	39.430	10	49	CLARKE	1:09.570	1:09.684	0.114
11	5	KENNEDY	30.272	49	CLARKE	39.516	11	56	ETHERIDGE	1:09.743	1:09.743	0.000
12	56	ETHERIDGE	30.313	5	KENNEDY	39.896	12	5	KENNEDY	1:10.168	1:10.168	0.000
13	33	NEEVES	30.865	33	NEEVES	40.177	13	33	NEEVES	1:11.042	1:11.151	0.109
14	98	KENTISH	31.397	3	BISHOP	41.226	14	98	KENTISH	1:12.940	1:13.071	0.131
15	3	BISHOP	31.781	34	WILSON	41.415	15	3	BISHOP	1:13.007	1:13.076	0.069
16	74	GARSDIE	31.799	98	KENTISH	41.543	16	34	WILSON	1:13.273	1:13.548	0.275
17	34	WILSON	31.858	74	GARSDIE	42.349	17	74	GARSDIE	1:14.148	1:14.721	0.573
										Perfect lap	1:08.307	

MCRCB BULLETIN TK084

2008 Henderson Yamaha R1 Cup QUALIFYING - CLASSIFICATION

POS	NO	CL	NAME	ENTRY	TIME	ON	LAPS	GAP	DIFF	MPH
1	11		Sam WARREN	Yamaha - Mission Racing	1:12.961	18	18			96.31
2	555		Sean EMMETT	Yamaha - Hill Oldridge Racing	1:13.015	15	16	0.054	0.054	96.24
3	77		Marty NUTT	Yamaha - Double M Racing / NuttTravel.com	1:13.242	13	15	0.281	0.227	95.94
4	14		Jack KENNEDY	Yamaha - JK Racing	1:13.571	17	18	0.610	0.329	95.51
5	118		Richard COOPER	Yamaha - Co-Ordit Racing	1:13.694	13	17	0.733	0.123	95.35
6	10		Jon KIRKHAM	Yamaha - Jon Kirkham Racing	1:13.703	8	12	0.742	0.009	95.34
7	2		Gary MASON	Yamaha - VTune/ Airmax/ Tamworth Yamaha	1:14.259	12	15	1.298	0.556	94.62
8	15		Ben WILSON	Yamaha - Ben-Wilson-Racing.com	1:14.417	14	19	1.456	0.158	94.42
9	5		Robert KENNEDY	Yamaha - PMD Racing	1:15.065	16	16	2.104	0.648	93.61
10	56		Shannon ETHERIDGE	Yamaha - Shannon Etheridge Racing	1:15.391	15	16	2.430	0.326	93.20
11	49		Brendan CLARKE	Yamaha -	1:15.931	17	18	2.970	0.540	92.54
12	34		Stu WILSON	Yamaha - Wilhall Yamaha	1:16.343	17	18	3.382	0.412	92.04
13	19		Adrian COATES	Yamaha - Stoneyford Concrete	1:18.063	4	5	5.102	1.720	90.01
14	33		Michael NEEVES	Yamaha - Team MCN	1:18.109	14	14	5.148	0.046	89.96
15	3		Charlie BISHOP	Yamaha - Team Phoenix / PBM	1:18.160	14	16	5.199	0.051	89.90
16	74		Neal GARSIDE	Yamaha - Buckingham Group	1:19.142	14	18	6.181	0.982	88.79

QUALIFICATION MAXIMA (110% of 1:12.961) = 1:20.257

DNQ	98		Kyle KENTISH	Yamaha - Deadline Racing	1:22.572	11	13	9.611	3.430	85.10
-----	----	--	---------------------	--------------------------	-----------------	----	----	--------------	-------	-------

Weather / Track : Cloudy / Drying

These results are provisional until the conclusion of any judicial and technical matters.

Snetterton
Circuit Length = 1.9520 miles
Start: 17:58 End: 18:24

Race Director :

Stewards :

Timekeeper :

MCRCB BULLETIN TK085

2008 Henderson Yamaha R1 Cup QUALIFYING - SECTOR ANALYSIS

2	Gary MASON VTune/ Airmax/ Tamworth Yamaha										
1-	Out	100.3	51.064	144.6	1:32.881	9-	32.203	136.1	42.750	147.5	1:14.953
2-	36.314	117.5	46.887	144.9	1:23.201	10-	32.914	126.6	In		4:31.112P
3-	34.368	124.7	45.111	146.5	1:19.479	11-	Out	130.6	43.138	146.8	1:20.367
4-	33.552	130.1	45.053	146.2	1:18.605	12-	32.021	135.0	42.238	147.5	1:14.259
5-	33.353	127.1	44.514	146.5	1:17.867	13-	32.163	129.3	42.226	147.2	1:14.389
6-	33.173	128.1	44.920	142.5	1:18.093	14-	32.390	131.1	42.408	149.8	1:14.798
7-	33.487	126.9	44.047	144.3	1:17.534	15-	32.663	126.1	43.192	149.5	1:15.855
8-	32.884	128.6	43.469	146.2	1:16.353						
3	Charlie BISHOP Team Phoenix / PBM										
1-	Out	96.6	54.837	144.6	1:39.103	9-	34.285	116.9	45.837	147.5	1:20.122
2-	39.122	106.4	51.046	145.9	1:30.168	10-	34.377	118.8	In		1:57.478P
3-	37.290	102.9	50.717	147.2	1:28.007	11-	Out	118.6	45.408	148.5	1:22.011
4-	37.333	105.7	49.443	146.8	1:26.776	12-	33.763	122.5	44.957	147.5	1:18.720
5-	36.321	117.9	47.861	148.1	1:24.182	13-	33.586	123.8	45.059	146.8	1:18.645
6-	35.571	116.5	47.235	147.8	1:22.806	14-	33.636	122.2	44.524	147.5	1:18.160
7-	35.230	115.7	47.358	147.2	1:22.588	15-	42.239	110.4	In		3:16.758P
8-	35.031	113.4	46.626	147.2	1:21.657	16-	Out	125.4	44.488	148.8	1:21.017
5	Robert KENNEDY PMD Racing										
1-	Out	107.0	52.018	143.4	1:38.182	9-	33.298	131.8	45.725	147.2	1:19.023
2-	36.870	114.7	50.420	145.3	1:27.290	10-	33.227	126.6	44.081	147.8	1:17.308
3-	36.096	123.8	48.560	146.2	1:24.656	11-	32.397	131.8	In		2:15.259P
4-	36.011	108.8	48.636	145.9	1:24.647	12-	Out	129.8	44.564	146.8	1:22.805
5-	35.291	123.6	47.599	148.5	1:22.890	13-	32.813	131.1	43.390	146.5	1:16.203
6-	35.076	119.8	In		3:04.047P	14-	32.680	132.4	43.396	148.1	1:16.076
7-	Out	123.6	47.801	145.6	1:28.019	15-	32.429	131.1	42.993	147.8	1:15.422
8-	34.002	124.7	44.865	147.2	1:18.867	16-	32.343	132.9	42.722	146.5	1:15.065
10	Jon KIRKHAM Jon Kirkham Racing										
1-	Out	104.2	52.773	141.0	1:37.965	7-	31.551	135.3	42.828	144.9	1:14.379
2-	37.886	106.5	In		2:28.975P	8-	31.306	137.8	42.397	145.9	1:13.703
3-	Out	114.3	46.713	144.0	1:24.330	9-	31.503	141.9	42.516	145.3	1:14.019
4-	33.484	126.4	In		4:54.334P	10-	32.883	130.8	43.322	145.9	1:16.205
5-	Out	124.7	45.122	144.9	1:21.126	11-	33.593	123.8	In		1:34.970P
6-	32.332	138.1	43.571	144.9	1:15.903	12-	Out	135.6	42.476	144.6	1:15.527
11	Sam WARREN Mission Racing										
1-	Out	119.0	51.867	141.3	1:36.352	10-	46.461	116.7	45.035	147.2	1:31.496
2-	35.281	127.8	47.395	146.2	1:22.676	11-	32.289	146.8	42.782	147.2	1:15.071
3-	37.809	131.1	46.499	146.8	1:24.308	12-	31.753	146.2	42.391	148.8	1:14.144
4-	34.117	137.0	45.036	147.2	1:19.153	13-	34.167	145.6	51.361	146.5	1:25.528
5-	33.646	138.1	44.898	146.8	1:18.544	14-	31.728	145.9	42.099	147.5	1:13.827
6-	52.581	60.9	47.299	146.8	1:39.880	15-	31.540	157.5	42.590	148.8	1:14.130
7-	32.982	144.0	1:04.779	145.6	1:37.761	16-	40.181	79.4	In		1:45.456P
8-	32.528	145.6	43.997	147.5	1:16.525	17-	Out	144.0	49.273	147.8	1:26.153
9-	32.208	148.1	42.938	148.8	1:15.146	18-	31.469	147.8	41.492	148.8	1:12.961
14	Jack KENNEDY JK Racing										
1-	Out	106.4	49.946	145.3	1:30.426	10-	32.657	129.8	43.619	145.6	1:16.276
2-	35.961	111.3	47.169	145.6	1:23.130	11-	32.403	132.1	44.648	145.6	1:17.051
3-	34.341	116.5	45.772	145.9	1:20.113	12-	32.310	134.5	42.846	146.2	1:15.156
4-	33.847	121.6	44.709	145.9	1:18.556	13-	32.175	132.9	In		3:16.573P
5-	33.554	122.2	44.079	145.9	1:17.633	14-	Out	131.1	43.108	147.5	1:21.711
6-	33.207	126.6	43.956	145.3	1:17.163	15-	32.595	138.7	43.484	148.8	1:16.079
7-	32.826	127.3	43.699	145.9	1:16.525	16-	31.945	134.5	41.894	146.5	1:13.839
8-	32.986	130.3	44.957	144.9	1:17.943	17-	31.882	133.9	41.689	146.5	1:13.571
9-	32.908	125.9	43.944	146.2	1:16.852	18-	37.358	95.7	47.824	134.5	1:25.182
15	Ben WILSON Ben-Wilson-Racing.com										
1-	Out	114.3	52.725	144.3	1:41.310	11-	Out	131.6	43.577	146.8	1:20.280
2-	36.552	113.9	48.732	144.6	1:25.284	12-	32.701	140.1	42.902	146.8	1:15.603

Snetterton
Circuit Length = 1.9520 miles
Start: 17:58 End: 18:24

Weather / Track : Cloudy / Drying

MCRCB BULLETIN TK085

2008 Henderson Yamaha R1 Cup

QUALIFYING - SECTOR ANALYSIS

3-	35.469	114.1	47.677	147.5	1:23.146	13-	32.297	137.5	42.836	145.9	1:15.133
4-	34.682	124.0	46.122	146.2	1:20.804	14-	32.055	138.4	42.362	145.9	1:14.417
5-	33.694	130.6	44.907	146.2	1:18.601	15-	32.681	144.0	42.412	145.3	1:15.093
6-	33.559	133.7	44.466	145.9	1:18.025	16-	32.384	140.4	42.640	146.2	1:15.024
7-	33.266	135.0	44.068	144.9	1:17.334	17-	32.195	142.5	42.827	144.0	1:15.022
8-	32.875	137.5	43.326	145.9	1:16.201	18-	32.425	141.9	43.008	145.6	1:15.433
9-	32.628	137.2	43.847	145.6	1:16.475	19-	32.436	138.9	42.142	145.3	1:14.578
10-	33.608	122.7	In		2:15.932P						
19	Adrian COATES Stoneyford Concrete										
1-	Out	113.9	51.867	143.7	1:33.815	4-	33.156	127.1	44.907	147.5	1:18.063
2-	35.021	123.8	48.074	147.5	1:23.095	5-	32.606	132.4	45.874	147.8	1:18.480
3-	33.651	130.3	45.681	147.5	1:19.332						
33	Michael NEEVES Team MCN										
1-	Out	106.2	51.055	137.5	1:35.101	8-	34.704	122.9	46.559	141.9	1:21.263
2-	36.531	120.5	49.634	139.5	1:26.165	9-	34.621	121.6	46.645	141.3	1:21.266
3-	35.765	114.9	47.786	141.3	1:23.551	10-	34.399	118.1	46.333	142.2	1:20.732
4-	36.011	116.3	47.549	142.8	1:23.560	11-	38.384	110.2	In		3:19.539P
5-	35.438	121.8			4:39.022	12-	Out	116.7	46.252	143.1	1:31.557
6-		116.3	48.032	141.3	1:30.210	13-	33.802	120.9	45.381	142.5	1:19.183
7-	35.132	122.0	46.929	142.2	1:22.061	14-	33.501	126.9	44.608	144.6	1:18.109
34	Stu WILSON Wilhall Yamaha										
1-	Out	117.7	50.367	140.1	1:32.996	10-	34.262	137.8	45.520	140.4	1:19.782
2-	36.824	118.1	47.814	139.2	1:24.638	11-	33.850	125.0	45.067	139.8	1:18.917
3-	35.572	124.7	47.566	140.1	1:23.138	12-	33.249	142.8	44.340	140.7	1:17.589
4-	34.862	124.0	46.363	140.1	1:21.225	13-	38.698	102.6	50.817	140.1	1:29.515
5-	34.535	132.1	45.711	140.1	1:20.246	14-	33.307	135.0	44.041	137.8	1:17.348
6-	34.444	134.8	In		2:23.467P	15-	32.692	145.9	43.822	138.9	1:16.514
7-	Out	128.6	45.568	139.8	1:23.515	16-	32.880	138.1	43.734	139.2	1:16.614
8-	33.710	131.1	45.060	140.1	1:18.770	17-	32.836	138.4	43.507	140.1	1:16.343
9-	33.911	135.0	45.077	138.1	1:18.988	18-	37.141	120.1	47.641	139.2	1:24.782
49	Brendan CLARKE										
1-	Out	107.9	52.123	143.4	1:38.444	10-	Out	124.5	45.452	146.5	1:25.288
2-	38.465	115.3	48.572	147.5	1:27.037	11-	33.271	138.7	44.276	147.8	1:17.547
3-	36.129	120.5	47.654	146.8	1:23.783	12-	33.007	131.8	44.427	147.2	1:17.434
4-	35.656	119.2	46.645	148.1	1:22.301	13-	32.943	137.0	44.634	147.8	1:17.577
5-	34.548	124.7	46.436	148.1	1:20.984	14-	32.872	135.6	44.176	146.2	1:17.048
6-	33.961	130.3	45.833	146.8	1:19.794	15-	32.993	133.9	43.754	147.2	1:16.747
7-	34.455	127.6	46.244	144.6	1:20.699	16-	32.634	141.0	43.409	148.1	1:16.043
8-	34.246	132.6	45.796	147.5	1:20.042	17-	32.383	136.4	43.548	146.8	1:15.931
9-	34.874	127.6	In		2:21.418P	18-	32.842	127.8	45.540	145.3	1:18.382
56	Shannon ETHERIDGE Shannon Etheridge Racing										
1-	Out	99.9	53.234	141.3	1:37.158	9-	32.712	127.8	43.810	144.0	1:16.522
2-	37.013	110.7	50.926	142.8	1:27.939	10-	32.523	126.9	43.651	145.9	1:16.174
3-	36.802	108.4	48.622	144.6	1:25.424	11-	32.446	132.9	In		1:31.979P
4-	37.576	106.5	47.563	144.3	1:25.139	12-	Out	126.9	44.823	143.4	1:23.754
5-	35.890	112.0	46.887	145.9	1:22.777	13-	32.543	134.2	43.585	143.7	1:16.128
6-	34.703	117.5	In		5:11.658P	14-	32.253	128.3	43.649	143.1	1:15.902
7-	Out	116.1	45.775	144.0	1:24.745	15-	32.247	135.0	43.144	141.3	1:15.391
8-	33.628	122.9	44.061	144.3	1:17.689	16-	32.265	136.7	43.183	143.4	1:15.448
74	Neal GARSIDE Buckingham Group										
1-	Out	98.4	52.281	141.3	1:36.203	10-	34.148	118.4	47.689	144.0	1:21.837
2-	36.702	103.9	50.185	141.0	1:26.887	11-	34.125	117.9	45.955	143.1	1:20.080
3-	36.681	109.5	49.521	142.5	1:26.202	12-	33.770	122.5	45.548	143.4	1:19.318
4-	35.732	112.0	48.754	144.0	1:24.486	13-	33.939	125.4	45.791	143.4	1:19.730
5-	35.431	107.0	48.176	142.2	1:23.607	14-	33.720	117.3	45.422	143.1	1:19.142
6-	35.305	108.2	48.566	142.8	1:23.871	15-	33.704	119.2	45.810	143.1	1:19.514
7-	35.583	113.4	47.615	142.5	1:23.198	16-	34.168	116.3	45.875	142.2	1:20.043
8-	35.225	112.2	47.394	142.8	1:22.619	17-	35.131	120.5	47.424	144.6	1:22.555
9-	34.215	120.1	46.929	142.8	1:21.144	18-	34.166	127.8	47.615	141.6	1:21.781

Snetterton
Circuit Length = 1.9520 miles
Start: 17:58 End: 18:24

Weather / Track : Cloudy / Drying

MCRCB BULLETIN TK085

2008 Henderson Yamaha R1 Cup QUALIFYING - SECTOR ANALYSIS

77	Marty NUTT		Double M Racing / NuttTravel.com								
1 -	Out	109.1	50.865	135.8	1:34.880	9 -	32.364	137.5	43.916	145.6	1:16.280
2 -	37.000	118.6	47.152	142.2	1:24.152	10 -	32.082	140.7	42.957	141.6	1:15.039
3 -	35.202	125.2	46.177	143.4	1:21.379	11 -	31.633	148.8	42.186	143.7	1:13.819
4 -	41.162	91.9	52.172	141.0	1:33.334	12 -	31.473	150.5	41.836	145.6	1:13.309
5 -	33.302	125.7	44.636	141.6	1:17.938	13 -	31.244	147.2	41.998	144.3	1:13.242
6 -	36.614	113.7	In		5:27.555P	14 -	32.472	131.6	43.547	142.2	1:16.019
7 -	Out	120.3	46.745	143.1	1:26.267	15 -	31.440	149.1	48.674	140.1	1:20.114
8 -	33.277	130.6	44.366	144.9	1:17.643						
98	Kyle KENTISH		Deadline Racing								
1 -	Out	93.9	58.335	137.2	1:45.007	8 -	36.301	114.3	In		5:19.865P
2 -	40.595	103.6	53.317	142.8	1:33.912	9 -	Out	106.0	49.831	145.3	1:30.335
3 -	39.215	105.5	In		3:34.948P	10 -	36.470	110.6	48.016	146.8	1:24.486
4 -	Out	108.4	53.711	143.1	1:36.645	11 -	35.239	125.4	47.333	146.8	1:22.572
5 -	37.804	114.7	50.384	144.9	1:28.188	12 -	34.974	118.1	47.604	145.9	1:22.578
6 -	37.840	111.3	50.862	143.4	1:28.702	13 -	35.094	119.4	47.513	144.9	1:22.607
7 -	37.037	111.3	49.905	146.5	1:26.942						
118	Richard COOPER		Co-Ordit Racing								
1 -	Out	114.7	50.471	145.3	1:33.498	10 -	31.949	136.4	43.262	149.1	1:15.211
2 -	35.306	120.1	46.462	147.2	1:21.768	11 -	31.576	138.4	42.413	150.5	1:13.989
3 -	34.337	130.8	44.884	147.2	1:19.221	12 -	38.341	107.9	45.982	147.8	1:24.323
4 -	1:16.521	73.1	In		4:29.745P	13 -	31.652	139.8	42.042	148.5	1:13.694
5 -	Out	123.6	46.291	147.2	1:23.298	14 -	31.663	137.8	42.626	147.2	1:14.289
6 -	33.129	126.6	44.298	148.1	1:17.427	15 -	31.866	136.7	42.484	146.5	1:14.350
7 -	32.477	135.8	43.666	148.5	1:16.143	16 -	32.254	137.0	42.499	146.8	1:14.753
8 -	32.272	134.5	42.839	149.1	1:15.111	17 -	32.291	133.2	45.401	145.3	1:17.692
9 -	31.582	139.8	42.772	148.8	1:14.354						
555	Sean EMMETT		Hill Oldridge Racing								
1 -	Out	110.6	49.093	144.0	1:28.525	9 -	32.048	138.7	43.151	147.5	1:15.199
2 -	35.176	128.8	46.709	144.3	1:21.885	10 -	31.664	137.2	42.962	145.6	1:14.626
3 -	34.101	136.1	45.428	145.3	1:19.529	11 -	31.514	144.3	42.283	146.8	1:13.797
4 -	33.373	137.0	44.351	144.3	1:17.724	12 -	37.816	111.3	53.059	145.9	1:30.875
5 -	32.809	134.5	44.344	144.3	1:17.153	13 -	31.482	144.0	42.183	145.9	1:13.665
6 -	32.595	141.0	43.854	145.6	1:16.449	14 -	31.471	147.8	41.845	145.6	1:13.316
7 -	32.771	132.1	In		4:34.295P	15 -	31.424	149.1	41.591	145.3	1:13.015
8 -	Out	133.7	44.017	145.3	1:20.525	16 -	31.583	151.1	41.675	145.3	1:13.258

Weather / Track : Cloudy / Drying

MCRCB BULLETIN TK086

2008 Henderson Yamaha R1 Cup QUALIFYING - SPEED TRAPS

SECTOR 1				SECTOR 2			FINISH LINE			
POS	NO	NAME	MPH	NO	NAME	MPH	NO	NAME	MPH	
1	11	Sam WARREN	157.5				118	Richard COOPER	150.5	
2	555	Sean EMMETT	151.1				2	Gary MASON	149.8	
3	77	Marty NUTT	150.5				3	Charlie BISHOP	148.8	
4	34	Stu WILSON	145.9				11	Sam WARREN	148.8	
5	15	Ben WILSON	144.0				14	Jack KENNEDY	148.8	
6	10	Jon KIRKHAM	143.4				5	Robert KENNEDY	148.5	
7	49	Brendan CLARKE	141.0				49	Brendan CLARKE	148.1	
8	118	Richard COOPER	139.8				19	Adrian COATES	147.8	
9	14	Jack KENNEDY	138.7				15	Ben WILSON	147.5	
10	56	Shannon ETHERIDGE	136.7				555	Sean EMMETT	147.5	
11	2	Gary MASON	136.1				98	Kyle KENTISH	146.8	
12	19	Adrian COATES	134.8				10	Jon KIRKHAM	145.9	
13	5	Robert KENNEDY	132.9				56	Shannon ETHERIDGE	145.9	
14	74	Neal GARSIDE	127.8				77	Marty NUTT	145.6	
15	33	Michael NEEVES	126.9				33	Michael NEEVES	144.6	
16	3	Charlie BISHOP	125.4				74	Neal GARSIDE	144.6	
17	98	Kyle KENTISH	125.4				34	Stu WILSON	140.7	

Weather / Track : Cloudy / Drying

www.tsl-timing.com

Snetterton
Circuit Length = 1.9520 miles
Start: 17:58 End: 18:24

Printed - 18.26 Saturday, 14 June 2008


MCRCB BULLETIN TK087

2008 Henderson Yamaha R1 Cup QUALIFYING - BEST SECTORS

SECTOR 1			SECTOR 2			IDEAL / BEST COMPARISON						
POS	NO	NAME	TIME	NO	NAME	TIME	POS	NO	NAME	IDEAL	BEST	DIFF
1	77	NUTT	31.244	11	WARREN	41.492	1	11	WARREN	1:12.961	1:12.961	0.000
2	10	KIRKHAM	31.306	555	EMMETT	41.591	2	555	EMMETT	1:13.015	1:13.015	0.000
3	555	EMMETT	31.424	14	KENNEDY	41.689	3	77	NUTT	1:13.080	1:13.242	0.162
4	11	WARREN	31.469	77	NUTT	41.836	4	14	KENNEDY	1:13.571	1:13.571	0.000
5	118	COOPER	31.576	118	COOPER	42.042	5	118	COOPER	1:13.618	1:13.694	0.076
6	14	KENNEDY	31.882	15	WILSON	42.142	6	10	KIRKHAM	1:13.703	1:13.703	0.000
7	2	MASON	32.021	2	MASON	42.226	7	15	WILSON	1:14.197	1:14.417	0.220
8	15	WILSON	32.055	10	KIRKHAM	42.397	8	2	MASON	1:14.247	1:14.259	0.012
9	56	ETHERIDGE	32.247	5	KENNEDY	42.722	9	5	KENNEDY	1:15.065	1:15.065	0.000
10	5	KENNEDY	32.343	56	ETHERIDGE	43.144	10	56	ETHERIDGE	1:15.391	1:15.391	0.000
11	49	CLARKE	32.383	49	CLARKE	43.409	11	49	CLARKE	1:15.792	1:15.931	0.139
12	19	COATES	32.606	34	WILSON	43.507	12	34	WILSON	1:16.199	1:16.343	0.144
13	34	WILSON	32.692	3	BISHOP	44.488	13	19	COATES	1:17.513	1:18.063	0.550
14	33	NEEVES	33.501	33	NEEVES	44.608	14	3	BISHOP	1:18.074	1:18.160	0.086
15	3	BISHOP	33.586	19	COATES	44.907	15	33	NEEVES	1:18.109	1:18.109	0.000
16	74	GARSDIE	33.704	74	GARSDIE	45.422	16	74	GARSDIE	1:19.126	1:19.142	0.016
17	98	KENTISH	34.974	98	KENTISH	47.333	17	98	KENTISH	1:22.307	1:22.572	0.265
Perfect lap										1:12.736		

MCRCB BULLETIN TK088
2008 Henderson Yamaha R1 Cup
RACE 10 - PROVISIONAL GRID

ROW 5				1:22.572 98 Kyle KENTISH
ROW 4	1:19.142 74 Neal GARSIDE	1:18.160 3 Charlie BISHOP	1:18.109 33 Michael NEEVES	1:18.063 19 Adrian COATES
ROW 3	1:16.343 34 Stu WILSON	1:15.931 49 Brendan CLARKE	1:15.391 56 Shannon ETHERIDGE	1:15.065 5 Robert KENNEDY
ROW 2	1:14.417 15 Ben WILSON	1:14.259 2 Gary MASON	1:13.703 10 Jon KIRKHAM	1:13.694 118 Richard COOPER
ROW 1	1:13.571 14 Jack KENNEDY	1:13.242 77 Marty NUTT	1:13.015 555 Sean EMMETT	1:12.961 11 Sam WARREN
Pole				



Snetterton
 Circuit Length = 1.9520 miles

Race Director :	Stewards :	Timekeeper :
-----------------	------------	--------------

MCRCB BULLETIN TK114

2008 Henderson Yamaha R1 Cup WARM-UP - CLASSIFICATION

POS	NO	CL	NAME	ENTRY	TIME	ON	LAPS	GAP	DIFF	MPH
1	10		Jon KIRKHAM	Yamaha - Jon Kirkham Racing	1:08.253	4	9			102.95
2	19		Adrian COATES	Yamaha - Stoneyford Concrete	1:08.961	5	8	0.708	0.708	101.89
3	14		Jack KENNEDY	Yamaha - JK Racing	1:09.016	6	9	0.763	0.055	101.81
4	555		Sean EMMETT	Yamaha - Hill Oldridge Racing	1:09.043	4	5	0.790	0.027	101.77
5	15		Ben WILSON	Yamaha - Ben-Wilson-Racing.com	1:09.104	8	8	0.851	0.061	101.68
6	77		Marty NUTT	Yamaha - Double M Racing / NuttTravel.com	1:09.118	7	8	0.865	0.014	101.66
7	118		Richard COOPER	Yamaha - Co-Ordit Racing	1:09.223	5	8	0.970	0.105	101.51
8	2		Gary MASON	Yamaha - VTune/ Airmax/ Tamworth Yamaha	1:09.337	8	8	1.084	0.114	101.34
9	11		Sam WARREN	Yamaha - Mission Racing	1:09.775	8	8	1.522	0.438	100.71
10	56		Shannon ETHERIDGE	Yamaha - Shannon Etheridge Racing	1:09.908	5	8	1.655	0.133	100.51
11	49		Brendan CLARKE	Yamaha -	1:09.974	6	8	1.721	0.066	100.42
12	5		Robert KENNEDY	Yamaha - PMD Racing	1:11.078	8	8	2.825	1.104	98.86
13	3		Charlie BISHOP	Yamaha - Team Phoenix / PBM	1:11.800	7	7	3.547	0.722	97.87
14	33		Michael NEEVES	Yamaha - Team MCN	1:12.399	4	8	4.146	0.599	97.06
15	34		Stu WILSON	Yamaha - Wilhall Yamaha	1:12.427	3	6	4.174	0.028	97.02
16	98		Kyle KENTISH	Yamaha - Deadline Racing	1:12.618	6	8	4.365	0.191	96.76
17	74		Neal GARSIDE	Yamaha - Buckingham Group	1:13.958	8	8	5.705	1.340	95.01

Weather / Track : Bright / Dry

These results are provisional until the conclusion of any judicial and technical matters.

Snetterton
Circuit Length = 1.9520 miles
Start: 10:25 End: 10:36

Race Director :

Stewards :

Timekeeper :

MCRCB BULLETIN TK115

2008 Henderson Yamaha R1 Cup WARM-UP - SECTOR ANALYSIS

2	Gary MASON VTune/ Airmax/ Tamworth Yamaha										
1-	31.028	145.6	39.691	147.8	1:10.719	5-	30.246	153.2	39.304	147.2	1:09.550
2-	30.577	148.8	39.340	147.5	1:09.917	6-	30.539	155.0	39.082	146.8	1:09.621
3-	30.314	151.8	39.361	146.5	1:09.675	7-	33.976	141.3	39.419	149.5	1:13.395
4-	30.524	152.2	39.051	147.8	1:09.575	8-	30.351	151.1	38.986	149.1	1:09.337
3	Charlie BISHOP Team Phoenix / PBM										
1-	32.006	128.3	41.765	150.1	1:13.771	5-	31.814	135.0	40.986	144.9	1:12.800
2-	31.715	135.6	41.484	150.8	1:13.199	6-	31.695	134.8	41.269	147.5	1:12.964
3-	31.598	140.1	41.048	148.1	1:12.646	7-	31.286	144.9	40.514	148.8	1:11.800
4-	31.423	136.1	40.930	148.5	1:12.353						
5	Robert KENNEDY PMD Racing										
1-	31.183	141.0	40.168	148.1	1:11.351	5-	31.083	141.6	40.328	148.1	1:11.411
2-	31.286	142.5	40.897	148.1	1:12.183	6-	31.192	143.4	40.412	147.2	1:11.604
3-	30.685	150.5	40.564	147.8	1:11.249	7-	31.220	138.9	40.500	147.8	1:11.720
4-	30.933	157.5	41.532	148.1	1:12.465	8-	30.960	140.4	40.118	147.2	1:11.078
10	Jon KIRKHAM Jon Kirkham Racing										
1-	Out	137.0	41.408	144.6	1:18.642	6-	30.399	141.6	39.537	147.8	1:09.936
2-	30.390	152.5	38.843	146.5	1:09.233	7-	30.677	142.2	40.215	148.1	1:10.892
3-	30.073	148.1	38.747	146.5	1:08.820	8-	30.276	157.9	38.235	147.2	1:08.511
4-	29.896	151.8	38.357	147.8	1:08.253	9-	30.037	152.5	38.399	146.5	1:08.436
5-	29.784	149.1	38.628	148.8	1:08.412						
11	Sam WARREN Mission Racing										
1-	Out	128.8	42.735	147.2	1:23.409	5-	30.505	156.4	40.055	148.8	1:10.560
2-	30.439	154.6	39.981	147.8	1:10.420	6-	30.280	160.9	39.961	148.5	1:10.241
3-	30.150	152.2	39.985	148.8	1:10.135	7-	30.444	148.8	40.352	148.1	1:10.796
4-	30.298	157.5	39.551	148.8	1:09.849	8-	30.364	151.8	39.411	148.5	1:09.775
14	Jack KENNEDY JK Racing										
1-	Out	128.1	42.165	147.8	1:19.454	6-	30.280	153.2	38.736	151.1	1:09.016
2-	31.428	137.5	39.981	148.8	1:11.409	7-	30.277	149.1	38.961	150.5	1:09.238
3-	30.470	147.5	39.548	148.1	1:10.018	8-	30.178	149.1	38.848	148.1	1:09.026
4-	30.541	146.5	39.061	151.1	1:09.602	9-	30.482	150.5	39.264	146.5	1:09.746
5-	30.264	150.1	38.879	151.5	1:09.143						
15	Ben WILSON Ben-Wilson-Racing.com										
1-	30.626	152.5	39.204	147.8	1:09.830	5-	30.224	155.7	39.148	150.5	1:09.372
2-	30.241	155.3	40.273	148.5	1:10.514	6-	30.260	153.9	39.494	147.2	1:09.754
3-	30.374	154.6	39.464	148.5	1:09.838	7-	30.325	159.0	38.804	148.1	1:09.129
4-	30.351	157.2	38.816	149.1	1:09.167	8-	30.338	157.9	38.766	148.1	1:09.104
19	Adrian COATES Stoneyford Concrete										
1-	30.716	147.5	39.487	151.5	1:10.203	5-	29.929	155.7	39.032	150.1	1:08.961
2-	30.872	153.6	40.265	151.1	1:11.137	6-	30.083	156.8	39.027	150.1	1:09.110
3-	30.110	156.4	39.178	150.5	1:09.288	7-	30.105	156.1	39.214	145.3	1:09.319
4-	30.277	152.9	38.995	150.5	1:09.272	8-	30.675	149.5	39.200	149.5	1:09.875
33	Michael NEEVES Team MCN										
1-	32.421	137.0	41.541	145.3	1:13.962	5-	31.365	140.4	41.203	145.3	1:12.568
2-	31.735	134.2	41.764	144.0	1:13.499	6-	31.697	129.8	41.675	146.5	1:13.372
3-	31.765	141.6	42.020	145.6	1:13.785	7-	31.675	140.1	41.132	145.6	1:12.807
4-	31.565	143.4	40.834	146.2	1:12.399	8-	31.460	148.1	41.547	146.2	1:13.007
34	Stu WILSON Wilhall Yamaha										
1-	31.779	152.9	40.745	143.1	1:12.524	4-	31.267	149.5	In		2:21.718P
2-	31.469	151.5	41.023	142.8	1:12.492	5-	Out	145.3	40.691	141.3	1:20.271
3-	31.460	149.8	40.967	142.2	1:12.427	6-	31.221	160.5	55.131	143.7	1:26.352

Snetterton
Circuit Length = 1.9520 miles
Start: 10:25 End: 10:36

Weather / Track : Bright / Dry

MCRCB BULLETIN TK115

2008 Henderson Yamaha R1 Cup WARM-UP - SECTOR ANALYSIS

49	Brendan CLARKE										
1 -	Out	124.0	43.148	149.1	1:21.536	5 -	30.274	156.1	40.012	151.1	1:10.286
2 -	31.446	144.9	41.147	146.5	1:12.593	6 -	30.294	162.1	39.680	149.8	1:09.974
3 -	30.559	158.6	40.340	150.5	1:10.899	7 -	30.271	157.5	40.618	150.1	1:10.889
4 -	30.255	163.7	39.955	150.1	1:10.210	8 -	30.704	152.9	39.859	150.5	1:10.563
56	Shannon ETHERIDGE Shannon Etheridge Racing										
1 -	31.045	135.0	41.750	146.5	1:12.795	5 -	30.459	153.6	39.449	147.2	1:09.908
2 -	31.601	134.8	45.608	143.4	1:17.209	6 -	30.485	150.8	40.669	149.1	1:11.154
3 -	30.293	157.5	39.674	148.8	1:09.967	7 -	30.849	149.5	40.003	145.3	1:10.852
4 -	35.653	130.3	41.097	146.8	1:16.750	8 -	30.938	149.8	39.603	148.1	1:10.541
74	Neal GARSIDE Buckingham Group										
1 -	Out	129.3	43.603	143.7	1:23.449	5 -	32.307	138.4	42.648	144.0	1:14.955
2 -	32.439	131.6	42.960	144.0	1:15.399	6 -	32.139	134.5	42.334	143.4	1:14.473
3 -	32.500	130.6	42.469	144.6	1:14.969	7 -	32.549	133.9	42.305	144.6	1:14.854
4 -	32.155	141.6	42.465	144.9	1:14.620	8 -	32.115	135.3	41.843	144.9	1:13.958
77	Marty NUTT Double M Racing / NuttTravel.com										
1 -	Out	122.9	45.415	130.3	1:28.393	5 -	30.222	155.7	39.200	147.5	1:09.422
2 -	32.458	140.1	47.662	112.6	1:20.120	6 -	30.033	157.2	39.185	146.2	1:09.218
3 -	31.970	145.6	40.075	147.2	1:12.045	7 -	30.143	156.4	38.975	147.2	1:09.118
4 -	30.182	161.3	40.298	145.9	1:10.480	8 -	31.120	144.3	41.081	131.1	1:12.201
98	Kyle KENTISH Deadline Racing										
1 -	Out	122.0	44.251	144.0	1:24.707	5 -	31.558	138.4	41.164	149.1	1:12.722
2 -	32.516	128.1	41.849	149.1	1:14.365	6 -	31.531	137.0	41.087	148.5	1:12.618
3 -	31.903	129.6	42.767	146.8	1:14.670	7 -	31.595	134.5	41.599	147.5	1:13.194
4 -	31.587	145.6	41.253	145.6	1:12.840	8 -	32.435	130.1	In		1:37.675P
118	Richard COOPER Co-Ordit Racing										
1 -	30.865	142.5	39.627	150.8	1:10.492	5 -	30.117	148.8	39.106	151.8	1:09.223
2 -	30.112	146.5	39.757	153.2	1:09.869	6 -	30.372	147.5	40.276	150.5	1:10.648
3 -	30.377	145.6	39.442	150.1	1:09.819	7 -	30.367	144.9	39.775	150.5	1:10.142
4 -	30.331	150.8	39.065	151.8	1:09.396	8 -	30.414	151.1	39.320	149.8	1:09.734
555	Sean EMMETT Hill Oldridge Racing										
1 -	Out	127.3	42.643	149.5	1:18.873	4 -	30.037	160.2	39.006	147.8	1:09.043
2 -	30.850	150.1	39.726	147.5	1:10.576	5 -	33.028	155.0	In		5:07.163P
3 -	30.170	157.5	39.513	148.1	1:09.683						

Weather / Track : Bright / Dry

MCRCB BULLETIN TK116

2008 Henderson Yamaha R1 Cup WARM-UP - SPEED TRAPS

SECTOR 1				SECTOR 2			FINISH LINE			
POS	NO	NAME	MPH	NO	NAME	MPH	NO	NAME	MPH	
1	49	Brendan CLARKE	163.7				118	Richard COOPER	153.2	
2	77	Marty NUTT	161.3				19	Adrian COATES	151.8	
3	11	Sam WARREN	160.9				14	Jack KENNEDY	151.5	
4	34	Stu WILSON	160.5				49	Brendan CLARKE	151.1	
5	555	Sean EMMETT	160.2				3	Charlie BISHOP	150.8	
6	15	Ben WILSON	159.0				15	Ben WILSON	150.5	
7	10	Jon KIRKHAM	157.9				2	Gary MASON	149.5	
8	5	Robert KENNEDY	157.5				555	Sean EMMETT	149.5	
9	56	Shannon ETHERIDGE	157.5				56	Shannon ETHERIDGE	149.1	
10	19	Adrian COATES	156.8				98	Kyle KENTISH	149.1	
11	2	Gary MASON	155.0				5	Robert KENNEDY	148.8	
12	14	Jack KENNEDY	153.2				10	Jon KIRKHAM	148.8	
13	118	Richard COOPER	151.1				11	Sam WARREN	148.8	
14	33	Michael NEEVES	148.1				77	Marty NUTT	147.5	
15	98	Kyle KENTISH	145.6				33	Michael NEEVES	146.5	
16	3	Charlie BISHOP	144.9				74	Neal GARSIDE	144.9	
17	74	Neal GARSIDE	141.6				34	Stu WILSON	143.7	

Weather / Track : Bright / Dry

www.tsl-timing.com

Snetterton
Circuit Length = 1.9520 miles
Start: 10:25 End: 10:36

Printed - 10.38 Sunday, 15 June 2008

MCRCB BULLETIN TK117


2008 Henderson Yamaha R1 Cup WARM-UP - BEST SECTORS

SECTOR 1			SECTOR 2			IDEAL / BEST COMPARISON						
POS	NO	NAME	TIME	NO	NAME	TIME	POS	NO	NAME	IDEAL	BEST	DIFF
1	10	KIRKHAM	29.784	10	KIRKHAM	38.235	1	10	KIRKHAM	1:08.019	1:08.253	0.234
2	19	COATES	29.929	14	KENNEDY	38.736	2	14	KENNEDY	1:08.914	1:09.016	0.102
3	77	NUTT	30.033	15	WILSON	38.766	3	19	COATES	1:08.924	1:08.961	0.037
4	555	EMMETT	30.037	77	NUTT	38.975	4	15	WILSON	1:08.990	1:09.104	0.114
5	118	COOPER	30.112	2	MASON	38.986	5	77	NUTT	1:09.008	1:09.118	0.110
6	11	WARREN	30.150	19	COATES	38.995	6	555	EMMETT	1:09.043	1:09.043	0.000
7	14	KENNEDY	30.178	555	EMMETT	39.006	7	118	COOPER	1:09.177	1:09.223	0.046
8	15	WILSON	30.224	118	COOPER	39.065	8	2	MASON	1:09.232	1:09.337	0.105
9	2	MASON	30.246	11	WARREN	39.411	9	11	WARREN	1:09.561	1:09.775	0.214
10	49	CLARKE	30.255	56	ETHERIDGE	39.449	10	56	ETHERIDGE	1:09.742	1:09.908	0.166
11	56	ETHERIDGE	30.293	49	CLARKE	39.680	11	49	CLARKE	1:09.935	1:09.974	0.039
12	5	KENNEDY	30.685	5	KENNEDY	40.118	12	5	KENNEDY	1:10.803	1:11.078	0.275
13	34	WILSON	31.221	3	BISHOP	40.514	13	3	BISHOP	1:11.800	1:11.800	0.000
14	3	BISHOP	31.286	34	WILSON	40.691	14	34	WILSON	1:11.912	1:12.427	0.515
15	33	NEEVES	31.365	33	NEEVES	40.834	15	33	NEEVES	1:12.199	1:12.399	0.200
16	98	KENTISH	31.531	98	KENTISH	41.087	16	98	KENTISH	1:12.618	1:12.618	0.000
17	74	GARSDIE	32.115	74	GARSDIE	41.843	17	74	GARSDIE	1:13.958	1:13.958	0.000
Perfect lap										1:08.019		

MCRCB BULLETIN TK118

2008 Henderson Yamaha R1 Cup

RACE 10 - FINAL GRID

ROW 5				1:22.572 98 Kyle KENTISH
ROW 4	1:19.142 74 Neal GARSIDE	1:18.160 3 Charlie BISHOP	1:18.109 33 Michael NEEVES	1:18.063 19 Adrian COATES
ROW 3	1:16.343 34 Stu WILSON	1:15.931 49 Brendan CLARKE	1:15.391 56 Shannon ETHERIDGE	1:15.065 5 Robert KENNEDY
ROW 2	1:14.417 15 Ben WILSON	1:14.259 2 Gary MASON	1:13.703 10 Jon KIRKHAM	1:13.694 118 Richard COOPER
ROW 1	1:13.571 14 Jack KENNEDY	1:13.242 77 Marty NUTT	1:13.015 555 Sean EMMETT	1:12.961 11 Sam WARREN
Pole				
				

Snetterton
Circuit Length = 1.9520 miles

Race Director :

Stewards :

Timekeeper :

MCRCB BULLETIN TK176

2008 Henderson Yamaha R1 Cup RACE 10 - CLASSIFICATION

POS	NO	CL	NAME	ENTRY	LAPS	TIME	GAP	DIFF	MPH	BEST	ON
1	118		Richard COOPER	Yamaha - Co-Ordit Racing	10	12:29.187			93.79	1:13.429	5
2	11		Sam WARREN	Yamaha - Mission Racing	10	12:33.116	3.929	3.929	93.30	1:13.272	9
3	14		Jack KENNEDY	Yamaha - JK Racing	10	12:33.542	4.355	0.426	93.25	1:13.149	9
4	77		Marty NUTT	Yamaha - Double M Racing / NuttTravel.co	10	12:33.552	4.365	0.010	93.25	1:13.882	7
5	15		Ben WILSON	Yamaha - Ben-Wilson-Racing.com	10	12:37.745	8.558	4.193	92.73	1:14.375	6
6	2		Gary MASON	Yamaha - VTune/ Airmax/ Tamworth Yama	10	12:37.778	8.591	0.033	92.73	1:14.398	7
7	19		Adrian COATES	Yamaha - Stoneyford Concrete	10	12:38.447	9.260	0.669	92.65	1:13.971	9
8	10		Jon KIRKHAM	Yamaha - Jon Kirkham Racing	10	12:40.460	11.273	2.013	92.40	1:14.552	8
9	56		Shannon ETHERIDGE	Yamaha - Shannon Etheridge Racing	10	12:44.674	15.487	4.214	91.89	1:14.860	4
10	5		Robert KENNEDY	Yamaha - PMD Racing	10	12:45.173	15.986	0.499	91.83	1:14.791	9
11	49		Brendan CLARKE	Yamaha -	10	12:55.437	26.250	10.264	90.62	1:15.303	8
12	33		Michael NEEVES	Yamaha - Team MCN	10	13:01.674	32.487	6.237	89.89	1:16.153	7
13	34		Stu WILSON	Yamaha - Wilhall Yamaha	10	13:01.804	32.617	0.130	89.88	1:16.709	8
14	74		Neal GARSIDE	Yamaha - Buckingham Group	10	13:24.098	54.911	22.294	87.39	1:19.229	3
NOT CLASSIFIED											
DNF	3		Charlie BISHOP	Yamaha - Team Phoenix / PBM	3	4:39.773	7 laps	7 laps	75.35	1:20.270	2
DNF	555		Sean EMMETT	Yamaha - Hill Oldridge Racing	1	3:00.008	9 laps	2 laps	39.03	1:21.923	1
FASTEST LAP											
	14		Jack KENNEDY	Yamaha - JK Racing	9	1:13.149			96.06 mph	154.60 kph	

Weather / Track : Cloudy / Drying

These results are provisional until the conclusion of any judicial and technical matters.

Snetterton
Circuit Length = 1.9520 miles
Start: 18:13 End: 18:27

Race Director :	Stewards :	Timekeeper :
-----------------	------------	--------------

MCRCB BULLETIN TK177

2008 Henderson Yamaha R1 Cup

RACE 10 - LAP CHART

Lap 1			Lap 2			Lap 3			Lap 4			Lap 5		
No	Behind	Laptime	No	Behind	Laptime	No	Behind	Laptime	No	Behind	Laptime	No	Behind	Laptime
118		1:20.155	118		1:14.492	118		1:13.950	118		1:13.542	118		1:13.429
555	1.768	1:21.923	77	2.514	1:15.135	77	3.526	1:14.962	77	5.051	1:15.067	77	6.065	1:14.443
77	1.871	1:22.026	2	3.953	1:16.104	2	5.523	1:15.520	15	7.194	1:14.700	11	8.413	1:14.470
10	2.301	1:22.456	10	4.937	1:17.128	15	6.036	1:14.779	11	7.372	1:14.459	15	8.781	1:15.016
2	2.341	1:22.496	15	5.207	1:16.509	14	6.107	1:14.798	2	7.695	1:15.714	14	8.823	1:14.402
56	2.668	1:22.823	14	5.259	1:16.608	11	6.455	1:14.414	14	7.850	1:15.285	2	9.024	1:14.758
14	3.143	1:23.298	56	5.393	1:17.217	10	7.216	1:16.229	10	8.439	1:14.765	10	9.894	1:14.884
15	3.190	1:23.345	11	5.991	1:16.278	56	7.274	1:15.831	56	8.592	1:14.860	56	10.052	1:14.889
11	4.205	1:24.360	5	6.335	1:16.536	19	8.515	1:15.486	19	9.288	1:14.315	19	10.574	1:14.715
5	4.291	1:24.446	19	6.979	1:16.864	5	8.777	1:16.392	5	10.722	1:15.487	5	12.270	1:14.977
19	4.607	1:24.762	34	8.285	1:17.773	34	11.849	1:17.514	34	15.786	1:17.479	34	19.346	1:16.989
34	5.004	1:25.159	33	10.545	1:19.397	33	13.844	1:17.249	33	17.517	1:17.215	49	20.984	1:16.830
3	5.344	1:25.499	3	11.122	1:20.270	49	15.260	1:16.729	49	17.583	1:15.865	33	21.021	1:16.933
33	5.640	1:25.795	74	11.791	1:19.992	74	17.070	1:19.229	74	22.815	1:19.287	74	30.446	1:21.060
74	6.291	1:26.446	49	12.481	1:16.932	3	51.176	1:54.004						
49	10.041	1:30.196												

MCRCB BULLETIN TK177

2008 Henderson Yamaha R1 Cup

RACE 10 - LAP CHART

Lap 6			Lap 7			Lap 8			Lap 9			Lap 10		
No	Behind	Laptime	No	Behind	Laptime	No	Behind	Laptime	No	Behind	Laptime	No	Behind	Laptime
118		1:14.194	118		1:14.012	118		1:14.302	118		1:14.600	118		1:16.511
77	6.451	1:14.580	77	6.321	1:13.882	77	5.909	1:13.890	77	5.741	1:14.432	11	3.929	1:14.063
11	8.274	1:14.055	11	8.399	1:14.137	11	7.705	1:13.608	11	6.377	1:13.272	14	4.355	1:14.309
15	8.962	1:14.375	14	8.653	1:13.657	14	8.008	1:13.657	14	6.557	1:13.149	77	4.365	1:15.135
14	9.008	1:14.379	15	9.349	1:14.399	15	9.470	1:14.423	15	9.857	1:14.987	15	8.558	1:15.212
2	9.520	1:14.690	2	9.906	1:14.398	2	10.166	1:14.562	2	10.230	1:14.664	2	8.591	1:14.872
10	10.622	1:14.922	19	11.579	1:14.591	19	11.747	1:14.470	19	11.118	1:13.971	19	9.260	1:14.653
19	11.000	1:14.620	10	12.017	1:15.407	10	12.267	1:14.552	10	12.738	1:15.071	10	11.273	1:15.046
56	11.118	1:15.260	56	12.203	1:15.097	56	13.440	1:15.539	56	14.885	1:16.045	56	15.487	1:17.113
5	13.786	1:15.710	5	16.034	1:16.260	5	17.329	1:15.597	5	17.520	1:14.791	5	15.986	1:14.977
49	23.033	1:16.243	49	24.923	1:15.902	49	25.924	1:15.303	49	26.699	1:15.375	49	26.250	1:16.062
34	23.067	1:17.915	34	25.804	1:16.749	34	28.211	1:16.709	33	31.366	1:17.324	33	32.487	1:17.632
33	24.406	1:17.579	33	26.547	1:16.153	33	28.642	1:16.397	34	31.709	1:18.098	34	32.617	1:17.419
74	36.238	1:19.986	74	42.131	1:19.905	74	47.296	1:19.467	74	52.107	1:19.411	74	54.911	1:19.315

MCRCB BULLETIN TK178

2008 Henderson Yamaha R1 Cup RACE 10 - POSITION CHART

No	Name	Laps Pos	Laps											
			1	2	3	4	5	6	7	8	9	10		
118	COOPER	1	118	118	118	118	118	118	118	118	118	118	118	118
555	EMMETT	2	555	77	77	77	77	77	77	77	77	77	77	11
77	NUTT	3	77	2	2	15	11	11	11	11	11	11	11	14
10	KIRKHAM	4	10	10	15	11	15	15	14	14	14	14	14	77
2	MASON	5	2	15	14	2	14	14	15	15	15	15	15	15
56	ETHERIDGE	6	56	14	11	14	2	2	2	2	2	2	2	2
14	KENNEDY	7	14	56	10	10	10	10	19	19	19	19	19	19
15	WILSON	8	15	11	56	56	56	19	10	10	10	10	10	10
11	WARREN	9	11	5	19	19	19	56	56	56	56	56	56	56
5	KENNEDY	10	5	19	5	5	5	5	5	5	5	5	5	5
19	COATES	11	19	34	34	34	34	49	49	49	49	49	49	49
34	WILSON	12	34	33	33	33	49	34	34	34	33	33	33	33
3	BISHOP	13	3	3	49	49	33	33	33	33	34	34	34	34
33	NEEVES	14	33	74	74	74	74	74	74	74	74	74	74	74
74	GARSDIE	15	74	49	3									
49	CLARKE	16	49											

MCRCB BULLETIN TK179

2008 Henderson Yamaha R1 Cup RACE 10 - SECTOR ANALYSIS

2	Gary MASON VTune/ Airmax/ Tamworth Yamaha										
1 -	125.4	44.973	151.5	1:22.496	6 -	32.218	138.1	42.472	149.5	1:14.690	
2 -	32.792	127.8	43.312	148.1	1:16.104	7 -	32.203	131.8	42.195	148.5	1:14.398
3 -	32.558	127.3	42.962	147.5	1:15.520	8 -	32.178	136.4	42.384	147.5	1:14.562
4 -	32.626	132.6	43.088	148.8	1:15.714	9 -	32.337	136.1	42.327	148.8	1:14.664
5 -	31.971	132.4	42.787	150.5	1:14.758	10 -	32.284	135.3	42.588	147.8	1:14.872
3	Charlie BISHOP Team Phoenix / PBM										
1 -	125.9	46.096	148.1	1:25.499	3 -	33.279	121.1	In		1:54.004P	
2 -	33.698	134.8	46.572	150.5	1:20.270						
5	Robert KENNEDY PMD Racing										
1 -	129.8	45.897	149.5	1:24.446	6 -	32.437	136.7	43.273	140.1	1:15.710	
2 -	32.316	135.0	44.220	149.5	1:16.536	7 -	32.848	130.8	43.412	144.9	1:16.260
3 -	32.755	136.1	43.637	146.2	1:16.392	8 -	32.665	137.0	42.932	145.6	1:15.597
4 -	32.421	133.2	43.066	146.5	1:15.487	9 -	32.081	141.9	42.710	144.9	1:14.791
5 -	32.285	140.7	42.692	145.9	1:14.977	10 -	32.408	136.1	42.569	144.9	1:14.977
10	Jon KIRKHAM Jon Kirkham Racing										
1 -	128.3	45.222	148.5	1:22.456	6 -	32.136	131.6	42.786	146.5	1:14.922	
2 -	33.229	127.8	43.899	146.5	1:17.128	7 -	32.266	128.8	43.141	146.2	1:15.407
3 -	32.930	131.1	43.299	147.8	1:16.229	8 -	32.177	134.2	42.375	146.8	1:14.552
4 -	31.612	136.1	43.153	146.8	1:14.765	9 -	32.237	135.0	42.834	144.9	1:15.071
5 -	31.911	137.0	42.973	147.5	1:14.884	10 -	32.319	137.8	42.727	145.6	1:15.046
11	Sam WARREN Mission Racing										
1 -	137.5	45.320	148.8	1:24.360	6 -	31.697	137.5	42.358	147.8	1:14.055	
2 -	31.957	132.4	44.321	149.8	1:16.278	7 -	31.866	140.4	42.271	149.5	1:14.137
3 -	32.025	138.4	42.389	149.8	1:14.414	8 -	31.647	135.3	41.961	149.5	1:13.608
4 -	31.763	140.1	42.696	149.5	1:14.459	9 -	31.340	144.3	41.932	148.8	1:13.272
5 -	31.809	141.9	42.661	149.5	1:14.470	10 -	31.613	145.6	42.450	147.8	1:14.063
14	Jack KENNEDY JK Racing										
1 -	131.8	44.928	150.1	1:23.298	6 -	31.813	139.8	42.566	149.5	1:14.379	
2 -	32.846	131.8	43.762	150.5	1:16.608	7 -	31.632	139.5	42.025	149.5	1:13.657
3 -	32.239	129.3	42.559	150.5	1:14.798	8 -	31.571	134.2	42.086	149.1	1:13.657
4 -	32.158	132.1	43.127	150.1	1:15.285	9 -	31.472	138.7	41.677	149.5	1:13.149
5 -	31.805	137.8	42.597	148.8	1:14.402	10 -	31.775	143.7	42.534	147.5	1:14.309
15	Ben WILSON Ben-Wilson-Racing.com										
1 -	129.1	45.273	148.8	1:23.345	6 -	31.812	137.2	42.563	147.5	1:14.375	
2 -	32.651	132.9	43.858	150.1	1:16.509	7 -	32.048	142.5	42.351	147.2	1:14.399
3 -	32.196	133.4	42.583	149.1	1:14.779	8 -	31.996	139.8	42.427	146.8	1:14.423
4 -	32.039	138.9	42.661	147.2	1:14.700	9 -	32.216	143.7	42.771	147.2	1:14.987
5 -	32.127	135.8	42.889	147.8	1:15.016	10 -	32.280	141.3	42.932	147.5	1:15.212
19	Adrian COATES Stoneyford Concrete										
1 -	128.8	46.851	149.8	1:24.762	6 -	31.579	132.9	43.041	149.8	1:14.620	
2 -	32.968	132.6	43.896	149.5	1:16.864	7 -	31.713	133.4	42.878	147.5	1:14.591
3 -	31.916	141.0	43.570	149.5	1:15.486	8 -	31.757	137.0	42.713	147.8	1:14.470
4 -	31.477	137.8	42.838	150.1	1:14.315	9 -	31.753	137.8	42.218	149.8	1:13.971
5 -	31.551	132.4	43.164	149.1	1:14.715	10 -	31.857	136.7	42.796	148.1	1:14.653
33	Michael NEEVES Team MCN										
1 -	121.1	45.644	146.8	1:25.795	6 -	33.582	127.3	43.997	147.2	1:17.579	
2 -	33.520	128.6	45.877	144.9	1:19.397	7 -	32.740	133.4	43.413	146.5	1:16.153
3 -	33.069	128.6	44.180	146.2	1:17.249	8 -	32.972	127.1	43.425	146.2	1:16.397
4 -	33.346	122.2	43.869	146.5	1:17.215	9 -	32.867	131.8	44.457	145.3	1:17.324
5 -	32.989	127.1	43.944	143.4	1:16.933	10 -	32.880	130.1	44.752	144.0	1:17.632
34	Stu WILSON Wilhall Yamaha										
1 -	126.4	45.746	143.4	1:25.159	6 -	33.786	130.3	44.129	142.2	1:17.915	
2 -	33.417	130.8	44.356	144.3	1:17.773	7 -	33.103	138.9	43.646	142.5	1:16.749

Snetterton
Circuit Length = 1.9520 miles
Start: 18:13 End: 18:27

Weather / Track : Cloudy / Drying

MCRCB BULLETIN TK179

2008 Henderson Yamaha R1 Cup

RACE 10 - SECTOR ANALYSIS

3-	33.138	134.5	44.376	142.2	1:17.514	8-	32.988	135.3	43.721	142.5	1:16.709
4-	33.388	131.6	44.091	142.2	1:17.479	9-	33.171	137.0	44.927	142.2	1:18.098
5-	33.107	135.6	43.882	141.6	1:16.989	10-	33.241	137.2	44.178	140.7	1:17.419
49	Brendan CLARKE										
1-		136.7	44.329	150.8	1:30.196	6-	32.431	133.9	43.812	148.1	1:16.243
2-	32.558	135.0	44.374	148.8	1:16.932	7-	32.493	141.9	43.409	145.9	1:15.902
3-	32.694	137.0	44.035	146.8	1:16.729	8-	32.361	151.1	42.942	147.2	1:15.303
4-	32.269	130.6	43.596	151.1	1:15.865	9-	32.371	148.1	43.004	145.9	1:15.375
5-	33.109	128.1	43.721	146.8	1:16.830	10-	32.407	147.2	43.655	145.6	1:16.062
56	Shannon ETHERIDGE Shannon Etheridge Racing										
1-		126.1	45.198	148.1	1:22.823	6-	32.122	132.4	43.138	148.5	1:15.260
2-	33.289	127.6	43.928	148.5	1:17.217	7-	32.036	127.8	43.061	146.2	1:15.097
3-	32.766	135.0	43.065	148.1	1:15.831	8-	32.427	125.0	43.112	144.6	1:15.539
4-	31.978	136.4	42.882	148.8	1:14.860	9-	32.480	131.6	43.565	144.3	1:16.045
5-	31.793	132.9	43.096	147.8	1:14.889	10-	32.957	130.1	44.156	141.9	1:17.113
74	Neal GARSIDE Buckingham Group										
1-		119.2	45.942	147.5	1:26.446	6-	33.864	114.3	46.122	143.7	1:19.986
2-	33.600	122.5	46.392	148.1	1:19.992	7-	34.244	111.3	45.661	144.9	1:19.905
3-	33.925	119.8	45.304	146.5	1:19.229	8-	34.119	115.9	45.348	145.6	1:19.467
4-	33.663	123.4	45.624	145.3	1:19.287	9-	33.893	116.1	45.518	145.9	1:19.411
5-	34.147	107.7	46.913	145.6	1:21.060	10-	33.837	116.3	45.478	146.2	1:19.315
77	Marty NUTT Double M Racing / NuttTravel.com										
1-		130.6	44.995	148.1	1:22.026	6-	31.788	140.1	42.792	147.5	1:14.580
2-	31.724	122.0	43.411	147.2	1:15.135	7-	31.402	143.4	42.480	146.2	1:13.882
3-	31.550	135.0	43.412	144.6	1:14.962	8-	31.606	145.3	42.284	145.9	1:13.890
4-	31.791	131.3	43.276	146.2	1:15.067	9-	32.140	142.2	42.292	146.8	1:14.432
5-	31.543	140.7	42.900	146.5	1:14.443	10-	31.878	148.5	43.257	146.2	1:15.135
118	Richard COOPER Co-Ordit Racing										
1-		135.3	43.342	150.5	1:20.155	6-	31.839	132.9	42.355	150.1	1:14.194
2-	31.947	133.9	42.545	150.8	1:14.492	7-	31.735	134.8	42.277	150.5	1:14.012
3-	31.665	137.2	42.285	150.5	1:13.950	8-	31.959	129.8	42.343	149.8	1:14.302
4-	31.386	137.5	42.156	150.5	1:13.542	9-	31.987	130.6	42.613	149.5	1:14.600
5-	31.328	138.1	42.101	149.5	1:13.429	10-	32.247	133.4	44.264	119.0	1:16.511
555	Sean EMMETT Hill Oldridge Racing										
1-		136.4	45.471	136.1	1:21.923						

MCRCB BULLETIN TK180

2008 Henderson Yamaha R1 Cup RACE 10 - SPEED TRAPS

SECTOR 1				SECTOR 2			FINISH LINE			
POS	NO	NAME	MPH	NO	NAME	MPH	NO	NAME	MPH	
1	49	Brendan CLARKE	151.1				2	Gary MASON	151.5	
2	77	Marty NUTT	148.5				49	Brendan CLARKE	151.1	
3	11	Sam WARREN	145.6				118	Richard COOPER	150.8	
4	14	Jack KENNEDY	143.7				3	Charlie BISHOP	150.5	
5	15	Ben WILSON	143.7				14	Jack KENNEDY	150.5	
6	5	Robert KENNEDY	141.9				15	Ben WILSON	150.1	
7	19	Adrian COATES	141.0				19	Adrian COATES	150.1	
8	34	Stu WILSON	138.9				11	Sam WARREN	149.8	
9	2	Gary MASON	138.1				5	Robert KENNEDY	149.5	
10	118	Richard COOPER	138.1				56	Shannon ETHERIDGE	148.8	
11	10	Jon KIRKHAM	137.8				10	Jon KIRKHAM	148.5	
12	56	Shannon ETHERIDGE	136.4				74	Neal GARSIDE	148.1	
13	555	Sean EMMETT	136.4				77	Marty NUTT	148.1	
14	3	Charlie BISHOP	134.8				33	Michael NEEVES	147.2	
15	33	Michael NEEVES	133.4				34	Stu WILSON	144.3	
16	74	Neal GARSIDE	123.4				555	Sean EMMETT	136.1	

Weather / Track : Cloudy / Drying

www.tsl-timing.com

Snetterton
Circuit Length = 1.9520 miles
Start: 18:13 End: 18:27

Printed - 18.29 Sunday, 15 June 2008

MCRCB BULLETIN TK181

2008 Henderson Yamaha R1 Cup RACE 10 - BEST SECTORS

SECTOR 1			SECTOR 2			IDEAL / BEST COMPARISON						
POS	NO	NAME	TIME	NO	NAME	TIME	POS	NO	NAME	IDEAL	BEST	DIFF
1	118	COOPER	31.328	14	KENNEDY	41.677	1	14	KENNEDY	1:13.149	1:13.149	0.000
2	11	WARREN	31.340	11	WARREN	41.932	2	11	WARREN	1:13.272	1:13.272	0.000
3	77	NUTT	31.402	118	COOPER	42.101	3	118	COOPER	1:13.429	1:13.429	0.000
4	14	KENNEDY	31.472	2	MASON	42.195	4	77	NUTT	1:13.686	1:13.882	0.196
5	19	COATES	31.477	19	COATES	42.218	5	19	COATES	1:13.695	1:13.971	0.276
6	10	KIRKHAM	31.612	77	NUTT	42.284	6	10	KIRKHAM	1:13.987	1:14.552	0.565
7	56	ETHERIDGE	31.793	15	WILSON	42.351	7	15	WILSON	1:14.163	1:14.375	0.212
8	15	WILSON	31.812	10	KIRKHAM	42.375	8	2	MASON	1:14.166	1:14.398	0.232
9	2	MASON	31.971	5	KENNEDY	42.569	9	5	KENNEDY	1:14.650	1:14.791	0.141
10	5	KENNEDY	32.081	56	ETHERIDGE	42.882	10	56	ETHERIDGE	1:14.675	1:14.860	0.185
11	49	CLARKE	32.269	49	CLARKE	42.942	11	49	CLARKE	1:15.211	1:15.303	0.092
12	33	NEEVES	32.740	33	NEEVES	43.413	12	33	NEEVES	1:16.153	1:16.153	0.000
13	34	WILSON	32.988	34	WILSON	43.646	13	34	WILSON	1:16.634	1:16.709	0.075
14	3	BISHOP	33.279	74	GARSDIE	45.304	14	74	GARSDIE	1:18.904	1:19.229	0.325
15	74	GARSDIE	33.600	555	EMMETT	45.471	15	3	BISHOP	1:19.375	1:20.270	0.895
16	555	EMMETT	35.542	3	BISHOP	46.096	16	555	EMMETT	1:21.013	1:21.923	0.910
Perfect lap										1:13.005		

