



YAMAHA R1 CUP

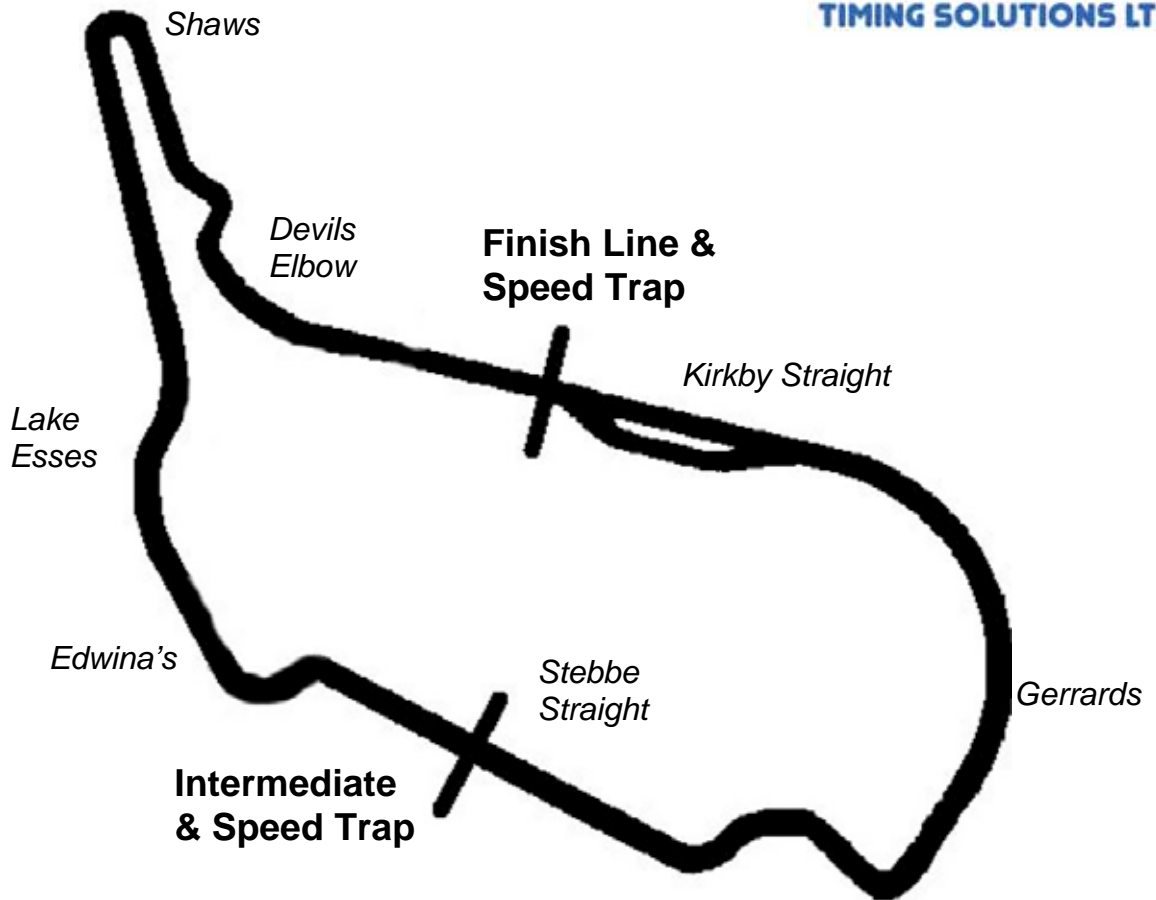
Round 6
Mallory Park

27th - 29th June 2008



Results Provided by Timing Solutions Ltd
www.tsl-timing.com

MALLORY PARK



Circuit Length: 1.4100 miles / 2269.2 metres
Intermediate: 906 metres

Lap Records		Best Sector Information			
		Sector 1	Trap (mph)	Sector 2	F/L Trap (mph)
Superbikes	55.845	22.364	127.3	32.906	146.2
Supersport	57.409	22.878	118.5	33.764	134.2
Superstock	To Be Est	N/A	N/A	34.980	139.5
125GP	59.886	23.897	101.7	35.723	114.5
Yamaha R1	To Be Est	N/A	N/A	N/A	N/A
KTM 990	1:02.581	25.108	110.9	37.079	124.0

MCRCB BULLETIN TK013

2008 Henderson Yamaha R1 Cup FREE PRACTICE - CLASSIFICATION

POS	NO	CL	NAME	ENTRY	TIME	ON	LAPS	GAP	DIFF	MPH
1	10		Jon KIRKHAM	Yamaha - Jon Kirkham Racing	59.008	6	6			86.02
2	15		Ben WILSON	Yamaha - Ben-Wilson-Racing.com	59.169	12	12	0.161	0.161	85.78
3	2		Gary MASON	Yamaha - VTune/ Airmax/ Tamworth Yamaha	59.430	5	19	0.422	0.261	85.41
4	555		Sean EMMETT	Yamaha - Hill Oldridge Racing	59.766	6	6	0.758	0.336	84.93
5	14		Jack KENNEDY	Yamaha - JK Racing	59.951	15	15	0.943	0.185	84.67
6	77		Marty NUTT	Yamaha - Double M Racing / NuttTravel.com	1:00.069	9	9	1.061	0.118	84.50
7	56		Shannon ETHERIDGE	Yamaha - Shannon Etheridge Racing	1:00.158	10	14	1.150	0.089	84.37
8	11		Sam WARREN	Yamaha - Mission Racing	1:00.691	19	20	1.683	0.533	83.63
9	5		Robert KENNEDY	Yamaha - PMD Racing	1:00.863	10	13	1.855	0.172	83.40
10	118		Pete BRADSHAW	Yamaha - Co Ordit Racing	1:02.111	12	18	3.103	1.248	81.72
11	33		Michael NEEVES	Yamaha - Team MCN	1:02.337	6	18	3.329	0.226	81.42
12	94		Yaron SALINGER	- DART	1:02.656	8	15	3.648	0.319	81.01
13	69		Paul SHOESMITH	Yamaha - Ice Valley	1:02.940	11	15	3.932	0.284	80.64
14	19		Adrian COATES	Yamaha - Stoneyford Concrete	1:03.784	2	2	4.776	0.844	79.58
15	34		Stu WILSON	Yamaha - Wilhall Yamaha	1:03.883	7	7	4.875	0.099	79.45
16	98		Kyle KENTISH	Yamaha - Deadline Racing	1:03.913	10	15	4.905	0.030	79.42
17	65		Steven CUSICK	Yamaha - U & I Racing	1:04.635	18	18	5.627	0.722	78.53
18	74		Neal GARSIDE	Yamaha - Buckingham Group	1:05.258	10	18	6.250	0.623	77.78

Weather / Track : Cloudy / Dry

These results are provisional until the conclusion of any judicial and technical matters.

Mallory Park
Circuit Length = 1.4100 miles
Start: 12:00 End: 12:26

Race Director :

Stewards :

Timekeeper :

MCRCB BULLETIN TK014

2008 Henderson Yamaha R1 Cup

FREE PRACTICE - SECTOR ANALYSIS

2	Gary MASON VTune/ Airmax/ Tamworth Yamaha										
1-	25.002	116.5	37.050	132.9	1:02.052	11-	24.050	118.6	35.751	131.8	59.801
2-	24.542	115.9	36.359	132.1	1:00.901	12-	23.976	118.6	35.884	130.8	59.860
3-	24.007	118.4	35.901	131.8	59.908	13-	24.764	117.7	36.279	131.1	1:01.043
4-	24.124	117.5	35.707	132.4	59.831	14-	24.126	117.7	35.881	131.8	1:00.007
5-	23.878	119.4	35.552	131.8	59.430	15-	24.066	117.5	35.694	132.1	59.760
6-	23.851	119.0	35.651	130.3	59.502	16-	3:21.934	117.5	37.258	130.8	3:59.192
7-	2:29.430	117.7	36.390	130.3	3:05.820	17-	24.577	118.4	36.026	132.4	1:00.603
8-	24.585	117.3	36.374	130.8	1:00.959	18-	24.478	116.7	35.937	133.2	1:00.415
9-	24.713	117.9	37.118	132.4	1:01.831	19-	24.020	117.1	35.986	130.6	1:00.006
10-	24.407	117.7	35.981	132.4	1:00.388						
5	Robert KENNEDY PMD Racing										
1-	5:06.788	113.2	37.895	131.8	5:44.683	8-	24.634	111.7	36.333	129.8	1:00.967
2-	25.207	116.9	36.708	130.1	1:01.915	9-	25.206	105.5	38.874	129.3	1:04.080
3-	24.927	113.7	36.538	132.6	1:01.465	10-	24.451	113.7	36.412	129.6	1:00.863
4-	24.648	114.3	36.520	130.1	1:01.168	11-	26.970	105.0	42.629	127.6	1:09.599
5-	24.832	111.8	37.364	129.3	1:02.196	12-	24.457	113.2	36.731	124.5	1:01.188
6-	24.966	112.0	37.015	131.3	1:01.981	13-	29.304	107.5	39.994	131.8	1:09.298
7-	4:16.443	108.9	37.040	132.4	4:53.483						
10	Jon KIRKHAM Jon Kirkham Racing										
1-	24.883	111.3	37.140	130.6	1:02.023	4-	23.887	117.7	35.773	131.1	59.660
2-	24.429	114.9	36.434	131.1	1:00.863	5-	23.572	118.1	35.514	131.8	59.086
3-	23.867	118.1	36.090	131.3	59.957	6-	23.456	117.7	35.552	131.8	59.008
11	Sam WARREN Mission Racing										
1-	26.529	110.2	40.246	127.8	1:06.775	11-	24.876	117.7	36.882	132.6	1:01.758
2-	26.026	113.9	38.894	130.8	1:04.920	12-	3:19.575	107.0	39.682	130.1	3:59.257
3-	25.858	112.8	39.570	130.6	1:05.428	13-	25.142	113.6	37.468	132.1	1:02.610
4-	25.483	116.1	37.411	131.3	1:02.894	14-	24.343	116.1	37.599	131.8	1:01.942
5-	24.770	116.1	37.146	132.1	1:01.916	15-	24.420	113.7	37.426	132.9	1:01.846
6-	24.603	119.0	43.034	130.6	1:07.637	16-	24.950	116.7	36.705	131.6	1:01.655
7-	24.974	115.3	37.448	133.9	1:02.422	17-	24.287	116.9	36.859	131.6	1:01.146
8-	25.547	110.9	37.226	131.8	1:02.773	18-	24.607	116.5	36.260	132.6	1:00.867
9-	24.770	114.3	37.272	132.9	1:02.042	19-	24.079	117.5	36.612	131.6	1:00.691
10-	24.451	115.1	37.288	131.1	1:01.739	20-	24.400	114.3	53.109	101.7	1:17.509
14	Jack KENNEDY JK Racing										
1-	26.494	109.8	38.198	132.6	1:04.692	9-	24.309	114.1	36.090	130.8	1:00.399
2-	25.034	114.1	37.408	131.6	1:02.442	10-	24.227	116.3	35.994	132.1	1:00.221
3-	24.950	114.3	36.999	133.2	1:01.949	11-	24.173	114.9	36.202	131.3	1:00.375
4-	24.580	116.5	36.681	132.6	1:01.261	12-	4:05.888	115.7	37.432	131.6	4:43.320
5-	24.520	117.1	36.506	131.3	1:01.026	13-	24.782	114.9	36.526	130.8	1:01.308
6-	24.359	115.9	36.252	131.8	1:00.611	14-	25.641	115.7	36.380	132.1	1:02.021
7-	3:35.828	114.5	38.307	131.1	4:14.135	15-	24.101	116.5	35.850	132.6	59.951
8-	24.454	115.9	36.544	132.6	1:00.998						
15	Ben WILSON Ben-Wilson-Racing.com										
1-	24.801	114.7	36.454	131.8	1:01.255	7-	24.076	120.1	36.136	131.8	1:00.212
2-	24.401	118.6	35.578	133.4	59.979	8-	24.157	118.1	35.633	131.6	59.790
3-	25.175	117.5	36.032	132.9	1:01.207	9-	24.004	118.1	35.440	132.1	59.444
4-	25.484	114.7	36.057	132.6	1:01.541	10-	23.940	117.1	35.392	133.2	59.332
5-	24.257	117.9	35.733	132.9	59.990	11-	24.007	117.5	35.384	132.9	59.391
6-	24.194	116.7	35.942	133.2	1:00.136	12-	23.823	117.1	35.346	133.2	59.169
19	Adrian COATES Stoneyford Concrete										
1-	26.335	114.7	38.180	132.6	1:04.515	2-	25.979	117.3	37.805	132.4	1:03.784
33	Michael NEEVES Team MCN										
1-	27.915	110.4	39.069	129.1	1:06.984	10-	25.977	112.2	38.068	126.4	1:04.045
2-	25.983	114.1	38.302	128.3	1:04.285	11-	25.796	112.2	37.982	129.6	1:03.778
3-	26.230	113.7	37.971	125.4	1:04.201	12-	3:03.295	88.9	39.485	126.1	3:42.780

Mallory Park
Circuit Length = 1.4100 miles
Start: 12:00 End: 12:26

Weather / Track : Cloudy / Dry

MCRCB BULLETIN TK014

2008 Henderson Yamaha R1 Cup

FREE PRACTICE - SECTOR ANALYSIS

4-	25.517	112.0	38.049	129.8	1:03.566	13-	25.807	113.4	37.967	127.8	1:03.774
5-	3:02.718	104.2	39.366	128.1	3:42.084	14-	25.209	114.9	37.510	127.1	1:02.719
6-	25.084	115.7	37.253	128.3	1:02.337	15-	25.084	112.6	37.779	129.3	1:02.863
7-	26.060	114.1	37.932	127.3	1:03.992	16-	28.809	54.0	41.640	128.1	1:10.449
8-	25.526	113.2	37.585	129.1	1:03.111	17-	25.483	113.7	37.840	128.3	1:03.323
9-	25.282	113.2	37.895	130.6	1:03.177	18-	25.209	111.8	37.808	125.7	1:03.017
34	Stu WILSON Wilhall Yamaha										
1-	31.181	103.6	42.928	126.9	1:14.109	5-	26.390	113.2	38.391	129.1	1:04.781
2-	4:40.110	106.0	41.865	126.6	5:21.975	6-	25.877	112.6	38.247	128.6	1:04.124
3-	26.699	112.2	39.239	128.6	1:05.938	7-	25.960	112.6	37.923	129.1	1:03.883
4-	26.258	113.2	38.481	128.6	1:04.739						
56	Shannon ETHERIDGE Shannon Etheridge Racing										
1-	26.076	113.9	38.192	132.4	1:04.268	8-	3:12.201	63.5	39.585	128.3	3:51.786
2-	24.800	114.9	36.835	130.8	1:01.635	9-	24.853	114.1	37.053	130.1	1:01.906
3-	25.109	115.5	37.868	131.1	1:02.977	10-	24.225	117.5	35.933	130.6	1:00.158
4-	25.423	115.1	37.133	131.1	1:02.556	11-	24.321	116.5	36.396	130.3	1:00.717
5-	25.469	115.9	37.247	129.8	1:02.716	12-	2:48.870	113.6	37.934	130.6	3:26.804
6-	24.798	117.5	37.073	130.6	1:01.871	13-	24.560	115.3	36.340	130.1	1:00.900
7-	24.618	115.1	36.887	129.8	1:01.505	14-	24.293	114.9	36.061	130.8	1:00.354
65	Steven CUSICK U & I Racing										
1-	29.008	107.7	42.146	120.1	1:11.154	10-	26.356	108.1	39.363	125.4	1:05.719
2-	27.774	111.5	40.670	124.5	1:08.444	11-	26.272	112.8	38.869	122.0	1:05.141
3-	29.071	105.4	40.774	117.9	1:09.845	12-	26.486	106.2	40.940	126.4	1:07.426
4-	27.228	110.2	40.205	122.7	1:07.433	13-	26.461	111.5	39.151	126.1	1:05.612
5-	26.727	113.0	39.756	124.3	1:06.483	14-	26.072	113.7	38.845	125.4	1:04.917
6-	26.656	111.8	39.604	124.7	1:06.260	15-	26.663	91.4	41.505	122.9	1:08.168
7-	4:34.552	101.1	41.904	119.4	5:16.456	16-	26.365	111.3	39.609	125.9	1:05.974
8-	26.995	110.2	39.586	121.6	1:06.581	17-	26.382	111.8	39.204	119.6	1:05.586
9-	26.660	108.9	39.527	122.7	1:06.187	18-	25.876	114.7	38.759	122.7	1:04.635
69	Paul SHOESMITH Ice Valley										
1-	26.454	106.4	39.660	129.8	1:06.114	9-	25.366	116.3	39.219	113.4	1:04.585
2-	25.853	110.6	38.243	128.1	1:04.096	10-	5:04.512	106.7	38.569	130.6	5:43.081
3-	26.661	106.0	38.942	130.8	1:05.603	11-	25.337	115.9	37.603	131.3	1:02.940
4-	2:44.470	113.2	38.135	132.9	3:22.605	12-	25.804	109.1	37.749	130.6	1:03.553
5-	25.447	110.9	38.124	131.6	1:03.571	13-	25.168	116.9	39.824	100.8	1:04.992
6-	26.090	113.4	38.306	129.6	1:04.396	14-	28.769	90.4	40.139	131.1	1:08.908
7-	25.292	116.9	37.864	131.6	1:03.156	15-	25.456	116.5	38.493	130.8	1:03.949
8-	25.306	114.5	37.984	131.1	1:03.290						
74	Neal GARSIDE Buckingham Group										
1-	27.910	111.3	40.472	130.3	1:08.382	10-	26.224	110.7	39.034	125.7	1:05.258
2-	26.843	112.0	40.445	128.3	1:07.288	11-	26.442	112.8	39.022	126.1	1:05.464
3-	28.089	114.1	39.658	126.6	1:07.747	12-	27.053	110.0	40.106	121.6	1:07.159
4-	28.424	102.9	39.269	123.4	1:07.693	13-	4:17.254	110.9	40.378	127.1	4:57.632
5-	26.879	109.7	39.870	128.8	1:06.749	14-	26.830	110.0	40.003	126.1	1:06.833
6-	26.516	110.9	39.249	124.7	1:05.765	15-	26.830	113.0	39.199	126.1	1:06.029
7-	26.493	109.8	38.966	128.6	1:05.459	16-	26.597	105.0	41.263	129.3	1:07.860
8-	26.146	109.7	39.280	125.9	1:05.426	17-	26.996	110.4	39.765	129.8	1:06.761
9-	26.448	109.1	38.977	129.3	1:05.425	18-	26.491	109.3	39.409	127.1	1:05.900
77	Marty NUTT Double M Racing / NuttTravel.com										
1-	27.384	106.7	39.769	127.8	1:07.153	6-	25.023	117.5	36.321	132.9	1:01.344
2-	24.913	116.3	37.045	132.1	1:01.958	7-	24.429	115.5	37.095	132.4	1:01.524
3-	24.970	117.7	36.416	132.9	1:01.386	8-	23.928	117.5	36.189	132.1	1:00.117
4-	4:54.119	77.3	45.580	105.0	5:39.699	9-	24.063	117.1	36.006	130.6	1:00.069
5-	27.072	111.5	37.321	132.6	1:04.393						
94	Yaron SALINGER DART										
1-	27.058	108.4	39.930	127.8	1:06.988	9-	4:15.664	49.9	59.090	119.0	5:14.754
2-	26.688	110.6	39.416	128.3	1:06.104	10-	27.021	114.3	39.734	125.7	1:06.755

Mallory Park
Circuit Length = 1.4100 miles
Start: 12:00 End: 12:26

Weather / Track : Cloudy / Dry

MCRCB BULLETIN TK014

2008 Henderson Yamaha R1 Cup

FREE PRACTICE - SECTOR ANALYSIS

3-	25.942	108.1	38.668	130.8	1:04.610	11-	25.735	115.1	51.641	128.6	1:17.376
4-	25.622	114.3	38.194	130.1	1:03.816	12-	25.245	114.7	38.191	126.9	1:03.436
5-	25.736	114.1	38.063	129.3	1:03.799	13-	25.340	114.5	37.969	129.6	1:03.309
6-	25.382	111.8	38.403	127.8	1:03.785	14-	25.445	114.1	38.022	128.6	1:03.467
7-	25.125	113.9	38.004	131.3	1:03.129	15-	25.056	114.3	37.833	127.1	1:02.889
8-	25.103	112.8	37.553	130.1	1:02.656						
98	Kyle KENTISH Deadline Racing										
1-	27.118	112.0	39.492	129.3	1:06.610	9-	25.359	114.7	38.959	131.8	1:04.318
2-	26.115	109.8	39.358	128.6	1:05.473	10-	25.818	115.5	38.095	129.1	1:03.913
3-	25.828	110.6	39.397	128.8	1:05.225	11-	25.498	111.5	38.694	129.6	1:04.192
4-	25.506	115.5	38.994	129.6	1:04.500	12-	3:22.309	108.1	40.475	126.9	4:02.784
5-	25.645	114.5	39.300	128.3	1:04.945	13-	25.686	113.9	38.858	124.7	1:04.544
6-	5:44.144	110.6	41.334	129.8	6:25.478	14-	26.038	107.7	39.196	129.6	1:05.234
7-	26.318	114.7	39.259	129.6	1:05.577	15-	25.749	112.2	38.716	129.3	1:04.465
8-	25.883	114.3	38.933	130.8	1:04.816						
118	Pete BRADSHAW Co Ordit Racing										
1-	26.854	109.1	39.797	126.4	1:06.651	10-	25.945	110.9	38.161	129.6	1:04.106
2-	26.653	108.8	39.352	127.1	1:06.005	11-	25.315	110.4	37.457	128.6	1:02.772
3-	26.205	109.1	38.321	129.3	1:04.526	12-	24.823	112.0	37.288	128.1	1:02.111
4-	25.800	107.9	38.613	129.3	1:04.413	13-	24.972	112.0	37.622	127.8	1:02.594
5-	25.971	108.8	38.269	127.8	1:04.240	14-	2:41.775	107.9	39.087	127.3	3:20.862
6-	2:45.115	104.0	40.883	126.1	3:25.998	15-	25.121	113.9	41.365	124.7	1:06.486
7-	28.515	100.5	38.556	126.9	1:07.071	16-	25.935	108.9	37.637	129.6	1:03.572
8-	25.804	113.9	38.674	129.3	1:04.478	17-	24.888	110.2	38.243	128.6	1:03.131
9-	26.255	107.5	38.457	129.6	1:04.712	18-	25.274	109.3	37.918	128.6	1:03.192
555	Sean EMMETT Hill Oldridge Racing										
1-	25.029	116.7	36.293	132.6	1:01.322	4-	3:16.353	83.0	43.690	117.1	4:00.043
2-	24.129	117.1	36.038	131.8	1:00.167	5-	32.254	50.2	42.029	133.2	1:14.283
3-	24.201	118.1	35.957	133.4	1:00.158	6-	23.982	117.5	35.784	134.5	59.766

MCRCB BULLETIN TK015

2008 Henderson Yamaha R1 Cup FREE PRACTICE - SPEED TRAPS

SECTOR 1				SECTOR 2			FINISH LINE			
POS	NO	NAME	MPH	NO	NAME	MPH	NO	NAME	MPH	
1	15	Ben WILSON	120.1				555	Sean EMMETT	134.5	
2	2	Gary MASON	119.4				11	Sam WARREN	133.9	
3	11	Sam WARREN	119.0				15	Ben WILSON	133.4	
4	10	Jon KIRKHAM	118.1				2	Gary MASON	133.2	
5	555	Sean EMMETT	118.1				14	Jack KENNEDY	133.2	
6	77	Marty NUTT	117.7				69	Paul SHOESMITH	132.9	
7	56	Shannon ETHERIDGE	117.5				77	Marty NUTT	132.9	
8	19	Adrian COATES	117.3				5	Robert KENNEDY	132.6	
9	14	Jack KENNEDY	117.1				19	Adrian COATES	132.6	
10	5	Robert KENNEDY	116.9				56	Shannon ETHERIDGE	132.4	
11	69	Paul SHOESMITH	116.9				10	Jon KIRKHAM	131.8	
12	33	Michael NEEVES	115.7				98	Kyle KENTISH	131.8	
13	98	Kyle KENTISH	115.5				94	Yaron SALINGER	131.3	
14	94	Yaron SALINGER	115.1				33	Michael NEEVES	130.6	
15	65	Steven CUSICK	114.7				74	Neal GARSIDE	130.3	
16	74	Neal GARSIDE	114.1				118	Pete BRADSHAW	129.6	
17	118	Pete BRADSHAW	113.9				34	Stu WILSON	129.1	
18	34	Stu WILSON	113.2				65	Steven CUSICK	126.4	

Weather / Track : Cloudy / Dry

www.tsl-timing.com

Mallory Park
Circuit Length = 1.4100 miles
Start: 12:00 End: 12:26

Printed - 12.28 Saturday, 28 June 2008

MCRCB BULLETIN TK016

2008 Henderson Yamaha R1 Cup FREE PRACTICE - BEST SECTORS

SECTOR 1			SECTOR 2			IDEAL / BEST COMPARISON						
POS	NO	NAME	TIME	NO	NAME	TIME	POS	NO	NAME	IDEAL	BEST	DIFF
1	10	KIRKHAM	23.456	15	WILSON	35.346	1	10	KIRKHAM	58.970	59.008	0.038
2	15	WILSON	23.823	10	KIRKHAM	35.514	2	15	WILSON	59.169	59.169	0.000
3	2	MASON	23.851	2	MASON	35.552	3	2	MASON	59.403	59.430	0.027
4	77	NUTT	23.928	555	EMMETT	35.784	4	555	EMMETT	59.766	59.766	0.000
5	555	EMMETT	23.982	14	KENNEDY	35.850	5	77	NUTT	59.934	1:00.069	0.135
6	11	WARREN	24.079	56	ETHERIDGE	35.933	6	14	KENNEDY	59.951	59.951	0.000
7	14	KENNEDY	24.101	77	NUTT	36.006	7	56	ETHERIDGE	1:00.158	1:00.158	0.000
8	56	ETHERIDGE	24.225	11	WARREN	36.260	8	11	WARREN	1:00.339	1:00.691	0.352
9	5	KENNEDY	24.451	5	KENNEDY	36.333	9	5	KENNEDY	1:00.784	1:00.863	0.079
10	118	BRADSHAW	24.823	33	NEEVES	37.253	10	118	BRADSHAW	1:02.111	1:02.111	0.000
11	94	SALINGER	24.948	118	BRADSHAW	37.288	11	33	NEEVES	1:02.337	1:02.337	0.000
12	33	NEEVES	25.084	94	SALINGER	37.553	12	94	SALINGER	1:02.501	1:02.656	0.155
13	69	SHOESMITH	25.168	69	SHOESMITH	37.603	13	69	SHOESMITH	1:02.771	1:02.940	0.169
14	98	KENTISH	25.359	19	COATES	37.805	14	98	KENTISH	1:03.454	1:03.913	0.459
15	65	CUSICK	25.876	34	WILSON	37.923	15	19	COATES	1:03.784	1:03.784	0.000
16	34	WILSON	25.877	98	KENTISH	38.095	16	34	WILSON	1:03.800	1:03.883	0.083
17	19	COATES	25.979	65	CUSICK	38.759	17	65	CUSICK	1:04.635	1:04.635	0.000
18	74	GARSDIE	26.146	74	GARSDIE	38.966	18	74	GARSDIE	1:05.112	1:05.258	0.146
Perfect lap										58.802		

MCRCB BULLETIN TK039

2008 Henderson Yamaha R1 Cup QUALIFYING - CLASSIFICATION

POS	NO	CL	NAME	ENTRY	TIME	ON	LAPS	GAP	DIFF	MPH
1	10		Jon KIRKHAM	Yamaha - Jon Kirkham Racing	58.672	3	16			86.51
2	15		Ben WILSON	Yamaha - Ben-Wilson-Racing.com	59.022	5	21	0.350	0.350	86.00
3	14		Jack KENNEDY	Yamaha - JK Racing	59.382	6	9	0.710	0.360	85.48
4	77		Marty NUTT	Yamaha - Double M Racing / NuttTravel.com	59.394	6	15	0.722	0.012	85.46
5	11		Sam WARREN	Yamaha - Mission Racing	59.444	16	21	0.772	0.050	85.39
6	2		Gary MASON	Yamaha - VTune/ Airmax/ Tamworth Yamaha	59.649	16	20	0.977	0.205	85.09
7	555		Sean EMMETT	Yamaha - Hill Oldridge Racing	59.687	10	14	1.015	0.038	85.04
8	56		Shannon ETHERIDGE	Yamaha - Shannon Etheridge Racing	59.817	11	16	1.145	0.130	84.85
9	19		Adrian COATES	Yamaha - Stoneyford Concrete	59.997	18	19	1.325	0.180	84.60
10	5		Robert KENNEDY	Yamaha - PMD Racing	1:00.995	4	15	2.323	0.998	83.22
11	34		Stu WILSON	Yamaha - Wilhall Yamaha	1:02.163	11	12	3.491	1.168	81.65
12	94		Yaron SALINGER	Yamaha - DART	1:02.423	12	13	3.751	0.260	81.31
13	69		Paul SHOESMITH	Yamaha - Ice Valley	1:02.644	7	20	3.972	0.221	81.03
14	118		Pete BRADSHAW	Yamaha - Co Ordit Racing	1:02.705	15	19	4.033	0.061	80.95
15	98		Kyle KENTISH	Yamaha - Deadline Racing	1:03.017	5	17	4.345	0.312	80.55
16	65		Steven CUSICK	Yamaha - U & I Racing	1:03.529	8	20	4.857	0.512	79.90
17	33		Michael NEEVES	Yamaha - Team MCN	1:03.705	14	17	5.033	0.176	79.68

QUALIFICATION MAXIMA (110% of 58.672) = 1:04.539

DNQ	74		Neal GARSIDE	Yamaha - Buckingham Group	1:05.500	10	22	6.828	1.795	77.49
-----	----	--	---------------------	---------------------------	-----------------	----	----	--------------	-------	-------

Weather / Track : Cloudy / Dry

These results are provisional until the conclusion of any judicial and technical matters.

Mallory Park
Circuit Length = 1.4100 miles
Start: 16:40 End: 17:06

Race Director :

Stewards :

Timekeeper :

MCRCB BULLETIN TK040

2008 Henderson Yamaha R1 Cup

QUALIFYING - SECTOR ANALYSIS

2		Gary MASON										VTune/ Airmax/ Tamworth Yamaha									
1-	24.465	118.4	36.250	131.1	1:00.715	11-	24.177	118.6	35.825	132.1	1:00.002										
2-	24.360	117.1	35.896	131.1	1:00.256	12-	24.044	117.7	36.033	131.6	1:00.077										
3-	24.044	117.5	35.896	131.3	59.940	13-	24.170	117.9	35.595	131.8	59.765										
4-	24.282	117.5	35.840	131.8	1:00.122	14-	29.505	51.3	55.195	94.0	1:24.700										
5-	24.203	118.6	35.641	131.3	59.844	15-	3:18.640	93.2	37.419	132.4	3:56.059										
6-	24.100	118.1	35.844	131.3	59.944	16-	23.992	118.6	35.657	132.1	59.649										
7-	24.098	116.9	35.882	131.1	59.980	17-	23.969	119.0	35.845	132.4	59.814										
8-	26.196	65.4	38.303	131.6	1:04.499	18-	23.900	117.5	36.470	132.4	1:00.370										
9-	24.092	117.7	35.978	131.1	1:00.070	19-	24.653	118.6	35.798	133.2	1:00.451										
10-	24.334	116.5	36.238	131.1	1:00.572	20-	24.411	114.5	46.174	123.6	1:10.585										
5		Robert KENNEDY										PMD Racing									
1-	25.688	113.7	38.362	130.6	1:04.050	9-	24.485	113.9	36.531	127.6	1:01.016										
2-	5:28.192	114.1	37.489	129.6	6:05.681	10-	26.248	92.6	39.473	128.6	1:05.721										
3-	24.991	112.6	36.594	130.3	1:01.585	11-	24.289	112.2	36.710	128.1	1:00.999										
4-	24.576	113.6	36.419	128.3	1:00.995	12-	26.214	91.7	44.459	130.6	1:10.673										
5-	24.801	112.4	36.757	127.8	1:01.558	13-	24.736	113.2	40.048	130.8	1:04.784										
6-	26.506	87.2	40.069	131.1	1:06.575	14-	25.845	91.2	43.798	101.2	1:09.643										
7-	24.763	113.4	36.514	129.1	1:01.277	15-	25.301	114.1	36.173	131.8	1:01.474										
8-	3:45.160	97.0	39.619	131.8	4:24.779																
10		Jon KIRKHAM										Jon Kirkham Racing									
1-	24.043	118.1	35.731	130.1	59.774	9-	24.872	117.7	36.127	131.1	1:00.999										
2-	23.757	118.4	35.588	130.8	59.345	10-	23.737	117.5	35.427	131.6	59.164										
3-	23.564	118.4	35.108	132.1	58.672	11-	25.047	113.6	36.122	130.6	1:01.169										
4-	23.475	116.9	35.298	131.6	58.773	12-	23.864	117.5	37.824	119.4	1:01.688										
5-	23.535	117.5	35.539	131.1	59.074	13-	3:50.999	101.1	38.207	129.6	4:29.206										
6-	23.793	117.7	35.556	130.8	59.349	14-	24.111	117.1	35.817	131.1	59.928										
7-	23.717	117.1	35.393	131.1	59.110	15-	23.946	117.1	36.408	130.8	1:00.354										
8-	24.667	118.1	35.881	131.1	1:00.548	16-	24.066	117.5	35.697	131.1	59.763										
11		Sam WARREN										Mission Racing									
1-	25.013	116.9	36.679	131.6	1:01.692	12-	24.052	117.1	41.367	111.1	1:05.419										
2-	24.405	115.9	36.342	131.8	1:00.747	13-	2:56.940	114.9	36.646	131.6	3:33.586										
3-	24.068	117.5	36.237	131.8	1:00.305	14-	24.047	117.1	36.723	132.6	1:00.770										
4-	24.052	117.9	36.339	131.6	1:00.391	15-	24.067	115.3	35.603	132.6	59.670										
5-	24.133	117.3	37.172	131.8	1:01.305	16-	23.712	118.1	35.732	128.1	59.444										
6-	24.225	116.7	35.842	132.6	1:00.067	17-	37.037	61.2	41.712	131.6	1:18.749										
7-	23.964	117.7	35.759	132.6	59.723	18-	24.217	116.9	35.779	132.6	59.996										
8-	24.066	117.3	36.394	132.6	1:00.460	19-	32.201	45.2	44.037	132.6	1:16.238										
9-	24.067	116.9	35.988	134.2	1:00.055	20-	24.094	116.3	36.448	130.1	1:00.542										
10-	24.169	117.9	45.643	104.4	1:09.812	21-	24.312	116.3	35.778	129.3	1:00.090										
11-	26.261	116.5	36.702	130.8	1:02.963																
14		Jack KENNEDY										JK Racing									
1-	2:26.651	116.3	35.830	132.9	3:02.481	6-	23.880	117.1	35.502	130.8	59.382										
2-	24.085	117.5	36.118	133.4	1:00.203	7-	24.009	116.9	35.708	131.6	59.717										
3-	24.302	115.7	36.196	131.8	1:00.498	8-	24.060	116.5	35.629	131.8	59.689										
4-	24.080	116.9	35.522	131.8	59.602	9-	23.973	116.5	35.736	131.3	59.709										
5-	23.909	117.1	35.617	131.6	59.526																
15		Ben WILSON										Ben-Wilson-Racing.com									
1-	24.533	117.7	36.109	132.6	1:00.642	12-	28.092	68.6	48.296	130.8	1:16.388										
2-	24.330	118.1	35.527	133.4	59.857	13-	24.210	117.1	35.628	132.4	59.838										
3-	24.083	117.5	35.576	133.2	59.659	14-	24.431	117.5	36.402	132.4	1:00.833										
4-	24.050	116.9	35.319	133.4	59.369	15-	24.055	117.5	35.630	132.4	59.685										
5-	23.915	117.5	35.107	132.4	59.022	16-	24.106	116.7	35.394	132.9	59.500										
6-	23.925	117.5	35.820	132.6	59.745	17-	23.940	117.1	35.432	132.6	59.372										
7-	24.632	118.4	35.732	132.9	1:00.364	18-	24.012	117.7	35.413	132.9	59.425										
8-	24.055	118.6	35.387	133.2	59.442	19-	24.064	117.1	35.349	133.4	59.413										
9-	23.958	116.7	35.138	132.4	59.096	20-	24.054	117.3	35.293	133.4	59.347										
10-	24.067	116.5	35.177	132.9	59.244	21-	25.582	109.7	40.073	125.0	1:05.655										
11-	3:02.561	115.1	40.546	95.5	3:43.107																

Mallory Park
 Circuit Length = 1.4100 miles
 Start: 16:40 End: 17:06

Weather / Track : Cloudy / Dry

MCRCB BULLETIN TK040

2008 Henderson Yamaha R1 Cup

QUALIFYING - SECTOR ANALYSIS

19	Adrian COATES					Stoneyford Concrete					
1-	25.109	117.3	36.778	128.3	1:01.887	11-	24.654	118.4	37.891	132.6	1:02.545
2-	25.040	116.5	36.232	133.4	1:01.272	12-	24.331	118.8	35.882	131.3	1:00.213
3-	24.330	118.4	35.779	134.8	1:00.109	13-	5:34.669	94.5	41.481	132.6	6:16.150
4-	24.293	118.1	36.017	134.5	1:00.310	14-	24.420	117.9	39.349	132.1	1:03.769
5-	24.058	117.5	36.934	135.0	1:00.992	15-	24.063	118.4	36.071	133.4	1:00.134
6-	24.172	119.2	36.433	133.4	1:00.605	16-	24.784	118.8	36.218	132.9	1:01.002
7-	24.189	117.9	35.842	133.9	1:00.031	17-	24.901	119.2	35.901	132.9	1:00.802
8-	24.038	118.4	36.103	134.2	1:00.141	18-	24.291	118.6	35.706	133.7	59.997
9-	24.208	118.4	35.866	133.4	1:00.074	19-	24.401	116.9	35.901	131.8	1:00.302
10-	24.244	115.7	37.691	129.3	1:01.935						
33	Michael NEEVES					Team MCN					
1-	29.275	61.2	48.760	125.7	1:18.035	10-	26.592	112.6	37.977	128.3	1:04.569
2-	26.102	111.7	38.510	128.1	1:04.612	11-	28.240	60.0	40.740	126.9	1:08.980
3-	25.898	109.1	38.354	127.3	1:04.252	12-	26.600	113.7	38.132	126.6	1:04.732
4-	25.782	112.8	38.903	128.6	1:04.685	13-	25.873	111.8	38.058	127.1	1:03.931
5-	26.436	113.7	38.603	129.3	1:05.039	14-	25.592	112.8	38.113	128.6	1:03.705
6-	25.735	110.7	38.209	129.3	1:03.944	15-	25.657	112.8	38.452	127.6	1:04.109
7-	25.874	111.3	38.407	128.3	1:04.281	16-	25.713	112.0	38.024	127.6	1:03.737
8-	26.755	111.5	39.297	126.4	1:06.052	17-	25.569	107.7	38.407	128.3	1:03.976
9-	4:15.284	108.6	38.720	128.1	4:54.004						
34	Stu WILSON					Wilhall Yamaha					
1-	6:47.746	111.1	39.236	126.9	7:26.982	7-	5:45.194	113.4	41.431	129.1	6:26.625
2-	27.095	113.0	38.183	128.8	1:05.278	8-	25.409	114.3	37.730	128.1	1:03.139
3-	25.625	113.2	37.405	128.3	1:03.030	9-	25.125	113.6	37.227	128.8	1:02.352
4-	25.473	113.6	37.426	128.6	1:02.899	10-	25.179	113.2	37.280	129.3	1:02.459
5-	25.677	113.7	40.726	128.6	1:06.403	11-	25.041	113.7	37.122	130.1	1:02.163
6-	25.197	113.6	37.512	129.1	1:02.709	12-	36.377	92.2	38.380	128.6	1:14.757
56	Shannon ETHERIDGE					Shannon Etheridge Racing					
1-	26.907	112.2	38.919	129.1	1:05.826	9-	24.067	115.9	35.774	132.1	59.841
2-	25.959	114.5	37.705	129.8	1:03.664	10-	2:42.168	101.2	38.355	131.3	3:20.523
3-	24.716	116.1	36.597	130.8	1:01.313	11-	24.056	115.7	35.761	131.8	59.817
4-	24.552	116.7	36.681	131.3	1:01.233	12-	2:42.390	61.1	45.979	130.8	3:28.369
5-	24.523	115.1	36.282	131.6	1:00.805	13-	24.052	116.7	35.851	131.8	59.903
6-	2:45.105	51.2	51.451	129.8	3:36.556	14-	27.139	103.9	57.828	130.8	1:24.967
7-	24.337	115.3	36.193	130.6	1:00.530	15-	24.307	116.7	36.212	129.8	1:00.519
8-	24.193	115.5	43.565	130.6	1:07.758	16-	26.894	84.1	40.986	118.4	1:07.880
65	Steven CUSICK					U & I Racing					
1-	27.701	109.5	39.962	124.0	1:07.663	11-	26.686	111.7	39.779	126.4	1:06.465
2-	27.109	107.4	40.359	128.6	1:07.468	12-	25.782	110.2	38.682	125.9	1:04.464
3-	25.826	109.8	38.430	126.1	1:04.256	13-	25.797	111.3	38.296	128.1	1:04.093
4-	26.083	111.7	38.614	126.4	1:04.697	14-	25.501	112.0	38.182	127.8	1:03.683
5-	25.652	110.0	38.464	127.8	1:04.116	15-	25.503	112.4	38.357	127.1	1:03.860
6-	26.114	107.9	38.281	126.6	1:04.395	16-	25.455	109.8	38.344	125.4	1:03.799
7-	25.657	113.2	38.228	127.6	1:03.885	17-	25.551	112.6	42.266	127.8	1:07.817
8-	25.425	114.1	38.104	127.8	1:03.529	18-	26.245	105.8	38.666	126.9	1:04.911
9-	25.482	112.4	38.364	125.7	1:03.846	19-	25.589	112.4	38.240	126.6	1:03.829
10-	3:23.601	107.0	40.904	121.1	4:04.505	20-	25.913	109.3	37.915	128.6	1:03.828
69	Paul SHOESMITH					Ice Valley					
1-	27.011	106.7	39.026	127.3	1:06.037	11-	24.954	111.7	37.846	130.8	1:02.800
2-	25.816	106.4	39.009	129.6	1:04.825	12-	25.308	114.1	38.284	130.1	1:03.592
3-	25.441	113.4	37.596	130.6	1:03.037	13-	25.223	116.5	38.287	131.1	1:03.510
4-	25.208	115.5	38.282	129.6	1:03.490	14-	25.374	114.7	38.874	129.8	1:04.248
5-	27.223	78.3	42.257	129.8	1:09.480	15-	28.480	74.4	49.550	129.1	1:18.030
6-	25.530	115.3	37.640	131.6	1:03.170	16-	25.680	113.6	38.316	130.1	1:03.996
7-	24.953	114.5	37.691	130.3	1:02.644	17-	25.035	115.3	38.232	130.3	1:03.267
8-	3:27.143	110.9	38.588	131.1	4:05.731	18-	25.167	114.5	37.848	131.6	1:03.015
9-	25.266	116.3	37.806	129.3	1:03.072	19-	25.503	114.1	38.074	129.3	1:03.577
10-	25.867	115.7	38.162	128.6	1:04.029	20-	25.872	113.9	38.583	130.6	1:04.455

Mallory Park
Circuit Length = 1.4100 miles
Start: 16:40 End: 17:06

Weather / Track : Cloudy / Dry

MCRCB BULLETIN TK040

2008 Henderson Yamaha R1 Cup

QUALIFYING - SECTOR ANALYSIS

74	Neal GARSIDE										Buckingham Group				
1-	27.640	106.5	40.778	125.0	1:08.418	12-	27.293	110.7	38.968	127.1	1:06.261				
2-	27.007	110.4	40.232	127.6	1:07.239	13-	26.859	112.6	39.443	127.8	1:06.302				
3-	26.720	107.2	39.645	126.6	1:06.365	14-	26.546	110.9	39.794	128.6	1:06.340				
4-	26.431	112.6	39.454	127.8	1:05.885	15-	26.421	110.4	39.356	129.6	1:05.777				
5-	26.604	112.2	39.673	126.9	1:06.277	16-	27.231	112.6	39.469	128.1	1:06.700				
6-	26.691	109.8	40.121	129.3	1:06.812	17-	26.210	112.8	39.345	125.4	1:05.555				
7-	26.736	113.0	39.128	127.3	1:05.864	18-	27.673	111.8	38.928	127.8	1:06.601				
8-	26.903	113.6	39.005	127.6	1:05.908	19-	27.078	111.1	39.328	129.1	1:06.406				
9-	26.746	107.5	39.115	126.1	1:05.861	20-	26.464	113.2	39.373	128.6	1:05.837				
10-	26.162	110.6	39.338	129.3	1:05.500	21-	26.555	111.3	39.018	128.6	1:05.573				
11-	26.666	113.0	39.435	127.6	1:06.101	22-	26.387	114.5	39.552	129.1	1:05.939				
77	Marty NUTT										Double M Racing / NuttTravel.com				
1-	30.142	110.0	38.188	130.3	1:08.330	9-	25.403	110.6	40.963	131.3	1:06.366				
2-	24.679	112.4	37.083	129.6	1:01.762	10-	24.138	115.9	37.899	130.8	1:02.037				
3-	24.898	109.8	36.588	131.8	1:01.486	11-	24.006	116.3	35.947	131.3	59.953				
4-	23.974	114.3	35.969	132.6	59.943	12-	23.821	116.7	36.578	131.8	1:00.399				
5-	23.901	116.7	35.626	131.8	59.527	13-	23.858	116.5	35.817	133.4	59.675				
6-	23.739	115.9	35.655	132.6	59.394	14-	24.083	116.5	41.541	132.6	1:05.624				
7-	23.659	116.3	35.791	131.6	59.450	15-	24.293	114.9	36.446	126.4	1:00.739				
8-	8:32.682	88.3	40.369	130.1	9:13.051										
94	Yaron SALINGER										DART				
1-	26.347	116.7	38.404	127.8	1:04.751	8-	30.055	114.3	37.958	128.1	1:08.013				
2-	25.831	114.1	42.347	127.8	1:08.178	9-	25.230	114.3	37.680	129.3	1:02.910				
3-	25.211	114.5	37.859	129.8	1:03.070	10-	4:19.680	101.1	40.506	127.8	5:00.186				
4-	25.261	113.9	37.760	130.3	1:03.021	11-	25.328	114.3	37.357	128.8	1:02.685				
5-	25.473	112.8	37.694	129.6	1:03.167	12-	25.080	114.3	37.343	130.1	1:02.423				
6-	25.091	114.1	37.717	128.1	1:02.808	13-	25.189	114.5	38.094	126.1	1:03.283				
7-	25.175	113.0	49.494	93.6	1:14.669										
98	Kyle KENTISH										Deadline Racing				
1-	26.377	113.2	39.628	126.9	1:06.005	10-	3:40.253	113.0	40.621	125.4	4:20.874				
2-	25.527	112.6	39.895	129.8	1:05.422	11-	3:04.655	113.9	39.053	130.1	3:43.708				
3-	25.460	112.6	38.407	131.1	1:03.867	12-	25.430	112.8	38.612	131.1	1:04.042				
4-	25.487	109.5	37.872	131.6	1:03.359	13-	25.399	110.9	37.862	131.3	1:03.261				
5-	25.199	111.1	37.818	131.3	1:03.017	14-	24.893	115.9	41.257	94.5	1:06.150				
6-	25.209	112.6	37.845	130.6	1:03.054	15-	29.314	87.8	39.838	129.6	1:09.152				
7-	25.311	112.8	37.707	129.3	1:03.018	16-	25.380	114.7	41.730	130.3	1:07.110				
8-	25.153	114.7	38.569	130.6	1:03.722	17-	25.536	113.0	39.298	129.6	1:04.834				
9-	25.085	113.9	37.991	130.1	1:03.076										
118	Pete BRADSHAW										Co Ordit Racing				
1-	26.423	108.4	39.481	125.0	1:05.904	11-	26.598	106.4	38.659	125.4	1:05.257				
2-	26.764	109.7	39.012	126.4	1:05.776	12-	25.409	110.7	37.860	125.7	1:03.269				
3-	25.686	109.3	38.599	126.6	1:04.285	13-	25.121	108.6	37.666	129.6	1:02.787				
4-	25.915	109.7	39.863	123.6	1:05.778	14-	25.392	110.4	40.897	128.3	1:06.289				
5-	4:00.188	107.7	38.985	126.9	4:39.173	15-	25.118	106.7	37.587	126.4	1:02.705				
6-	25.695	109.3	38.251	124.3	1:03.946	16-	25.196	109.5	37.528	129.3	1:02.724				
7-	25.480	110.4	37.960	126.4	1:03.440	17-	25.431	110.2	37.405	129.1	1:02.836				
8-	25.302	108.1	38.252	127.6	1:03.554	18-	25.398	108.2	37.856	128.3	1:03.254				
9-	25.337	108.2	38.688	127.3	1:04.025	19-	25.309	108.2	37.713	129.1	1:03.022				
10-	25.414	110.2	38.541	127.6	1:03.955										
555	Sean EMMETT										Hill Oldridge Racing				
1-	24.400	117.5	36.221	132.6	1:00.621	8-	28.802	94.5	40.398	117.3	1:09.200				
2-	24.055	118.1	36.024	132.1	1:00.079	9-	4:40.854	111.5	41.328	132.1	5:22.182				
3-	3:05.793	104.4	37.736	132.6	3:43.529	10-	24.052	118.8	35.635	133.2	59.687				
4-	24.161	117.7	35.816	132.9	59.977	11-	2:43.040	86.4	41.442	132.4	3:24.482				
5-	26.970	81.1	48.694	132.4	1:15.664	12-	23.991	117.9	35.824	132.6	59.815				
6-	24.052	117.7	35.769	132.4	59.821	13-	25.404	101.7	35.855	133.4	1:01.259				
7-	26.734	107.4	35.824	133.4	1:02.558	14-	27.321	90.7	46.659	78.6	1:13.980				

Mallory Park
Circuit Length = 1.4100 miles
Start: 16:40 End: 17:06

Weather / Track : Cloudy / Dry

MCRCB BULLETIN TK041

2008 Henderson Yamaha R1 Cup QUALIFYING - SPEED TRAPS

SECTOR 1				SECTOR 2			FINISH LINE			
POS	NO	NAME	MPH	NO	NAME	MPH	NO	NAME	MPH	
1	19	Adrian COATES	119.2				19	Adrian COATES	135.0	
2	2	Gary MASON	119.0				11	Sam WARREN	134.2	
3	555	Sean EMMETT	118.8				14	Jack KENNEDY	133.4	
4	15	Ben WILSON	118.6				15	Ben WILSON	133.4	
5	10	Jon KIRKHAM	118.4				77	Marty NUTT	133.4	
6	11	Sam WARREN	118.1				555	Sean EMMETT	133.4	
7	14	Jack KENNEDY	117.5				2	Gary MASON	133.2	
8	56	Shannon ETHERIDGE	116.7				10	Jon KIRKHAM	132.1	
9	77	Marty NUTT	116.7				56	Shannon ETHERIDGE	132.1	
10	94	Yaron SALINGER	116.7				5	Robert KENNEDY	131.8	
11	69	Paul SHOESMITH	116.5				69	Paul SHOESMITH	131.6	
12	98	Kyle KENTISH	115.9				98	Kyle KENTISH	131.6	
13	74	Neal GARSIDE	114.5				94	Yaron SALINGER	130.3	
14	34	Stu WILSON	114.3				34	Stu WILSON	130.1	
15	5	Robert KENNEDY	114.1				74	Neal GARSIDE	129.6	
16	65	Steven CUSICK	114.1				118	Pete BRADSHAW	129.6	
17	33	Michael NEEVES	113.7				33	Michael NEEVES	129.3	
18	118	Pete BRADSHAW	110.7				65	Steven CUSICK	128.6	

Weather / Track : Cloudy / Dry

www.tsl-timing.com

Mallory Park
Circuit Length = 1.4100 miles
Start: 16:40 End: 17:06

Printed - 17.08 Saturday, 28 June 2008

MCRCB BULLETIN TK042


2008 Henderson Yamaha R1 Cup QUALIFYING - BEST SECTORS

SECTOR 1			SECTOR 2			IDEAL / BEST COMPARISON						
POS	NO	NAME	TIME	NO	NAME	TIME	POS	NO	NAME	IDEAL	BEST	DIFF
1	10	KIRKHAM	23.475	15	WILSON	35.107	1	10	KIRKHAM	58.583	58.672	0.089
2	77	NUTT	23.659	10	KIRKHAM	35.108	2	15	WILSON	59.022	59.022	0.000
3	11	WARREN	23.712	14	KENNEDY	35.502	3	77	NUTT	59.285	59.394	0.109
4	14	KENNEDY	23.880	2	MASON	35.595	4	11	WARREN	59.315	59.444	0.129
5	2	MASON	23.900	11	WARREN	35.603	5	14	KENNEDY	59.382	59.382	0.000
6	15	WILSON	23.915	77	NUTT	35.626	6	2	MASON	59.495	59.649	0.154
7	555	EMMETT	23.991	555	EMMETT	35.635	7	555	EMMETT	59.626	59.687	0.061
8	19	COATES	24.038	19	COATES	35.706	8	19	COATES	59.744	59.997	0.253
9	56	ETHERIDGE	24.052	56	ETHERIDGE	35.761	9	56	ETHERIDGE	59.813	59.817	0.004
10	5	KENNEDY	24.289	5	KENNEDY	36.173	10	5	KENNEDY	1:00.462	1:00.995	0.533
11	98	KENTISH	24.893	34	WILSON	37.122	11	34	WILSON	1:02.163	1:02.163	0.000
12	69	SHOESMITH	24.953	94	SALINGER	37.343	12	94	SALINGER	1:02.423	1:02.423	0.000
13	34	WILSON	25.041	118	BRADSHAW	37.405	13	118	BRADSHAW	1:02.523	1:02.705	0.182
14	94	SALINGER	25.080	69	SHOESMITH	37.596	14	69	SHOESMITH	1:02.549	1:02.644	0.095
15	118	BRADSHAW	25.118	98	KENTISH	37.707	15	98	KENTISH	1:02.600	1:03.017	0.417
16	65	CUSICK	25.425	65	CUSICK	37.915	16	65	CUSICK	1:03.340	1:03.529	0.189
17	33	NEEVES	25.569	33	NEEVES	37.977	17	33	NEEVES	1:03.546	1:03.705	0.159
18	74	GARSDIE	26.162	74	GARSDIE	38.928	18	74	GARSDIE	1:05.090	1:05.500	0.410
Perfect lap										58.582		

MCRCB BULLETIN TK043

2008 Henderson Yamaha R1 Cup

RACE 4 - PROVISIONAL GRID

ROW 5			1:05.500		1:03.705			
			74	Neal GARSIDE	33	Michael NEEVES		
ROW 4	1:03.529	1:03.017	1:02.705	1:02.644				
	65	Steven CUSICK	98	Kyle KENTISH	118	Pete BRADSHAW	69	Paul SHOESMITH
ROW 3	1:02.423	1:02.163	1:00.995	59.997				
	94	Yaron SALINGER	34	Stu WILSON	5	Robert KENNEDY	19	Adrian COATES
ROW 2	59.817	59.687	59.649	59.444				
	56	Shannon ETHERIDGE	555	Sean EMMETT	2	Gary MASON	11	Sam WARREN
ROW 1	59.394	59.382	59.022	58.672				
	77	Marty NUTT	14	Jack KENNEDY	15	Ben WILSON	10	Jon KIRKHAM
Pole								
								

Mallory Park
Circuit Length = 1.4100 miles

Race Director :

Stewards :

Timekeeper :

MCRCB BULLETIN TK055

2008 Henderson Yamaha R1 Cup WARM-UP - CLASSIFICATION

POS	NO	CL	NAME	ENTRY	TIME	ON	LAPS	GAP	DIFF	MPH
1	10		Jon KIRKHAM	Yamaha - Jon Kirkham Racing	59.257	7	9			85.66
2	15		Ben WILSON	Yamaha - Ben-Wilson-Racing.com	59.340	4	9	0.083	0.083	85.54
3	77		Marty NUTT	Yamaha - Double M Racing / NuttTravel.com	59.608	4	6	0.351	0.268	85.15
4	555		Sean EMMETT	Yamaha - Hill Oldridge Racing	59.642	3	9	0.385	0.034	85.10
5	2		Gary MASON	Yamaha - VTune/ Airmax/ Tamworth Yamaha	59.794	5	9	0.537	0.152	84.89
6	14		Jack KENNEDY	Yamaha - JK Racing	59.911	4	9	0.654	0.117	84.72
7	5		Robert KENNEDY	Yamaha - PMD Racing	59.920	4	6	0.663	0.009	84.71
8	19		Adrian COATES	Yamaha - Stoneyford Concrete	59.945	3	9	0.688	0.025	84.67
9	11		Sam WARREN	Yamaha - Mission Racing	1:00.079	5	9	0.822	0.134	84.48
10	56		Shannon ETHERIDGE	Yamaha - Shannon Etheridge Racing	1:00.322	5	9	1.065	0.243	84.14
11	34		Stu WILSON	Yamaha - Wilhall Yamaha	1:02.083	6	7	2.826	1.761	81.76
12	69		Paul SHOESMITH	Yamaha - Ice Valley	1:02.374	5	9	3.117	0.291	81.38
13	33		Michael NEEVES	Yamaha - Team MCN	1:02.403	4	9	3.146	0.029	81.34
14	94		Yaron SALINGER	Yamaha - DART	1:02.929	3	4	3.672	0.526	80.66
15	118		Pete BRADSHAW	Yamaha - Co Oredit Racing	1:03.123	3	8	3.866	0.194	80.41
16	65		Steven CUSICK	Yamaha - U & I Racing	1:03.572	8	9	4.315	0.449	79.84
17	98		Kyle KENTISH	Yamaha - Deadline Racing	1:03.593	4	5	4.336	0.021	79.82
18	74		Neal GARSIDE	Yamaha - Buckingham Group	1:05.165	5	8	5.908	1.572	77.89

Weather / Track : Cloudy / Dry

These results are provisional until the conclusion of any judicial and technical matters.

Mallory Park
Circuit Length = 1.4100 miles
Start: 10:14 End: 10:26

Race Director :

Stewards :

Timekeeper :

MCRCB BULLETIN TK067

2008 Henderson Yamaha R1 Cup WARM-UP - SECTOR ANALYSIS

2	Gary MASON					VTune/ Airmax/ Tamworth Yamaha					
1-	24.587	117.5	36.692	131.6	1:01.279	6-	25.651	81.8	38.902	132.4	1:04.553
2-	24.385	116.1	36.323	132.1	1:00.708	7-	24.199	116.9	36.046	133.2	1:00.245
3-	24.113	117.9	35.854	133.2	59.967	8-	24.116	115.5	36.011	133.9	1:00.127
4-	24.196	117.3	35.929	132.9	1:00.125	9-	24.195	116.9	36.033	134.2	1:00.228
5-	24.088	117.5	35.706	131.6	59.794						
5	Robert KENNEDY					PMD Racing					
1-	24.908	112.6	36.731	130.8	1:01.639	4-	24.013	115.1	35.907	130.8	59.920
2-	24.267	113.7	36.508	132.9	1:00.775	5-	24.252	115.3	36.181	131.6	1:00.433
3-	24.143	115.1	36.570	132.9	1:00.713	6-	24.355	113.7	37.211	128.3	1:01.566
10	Jon KIRKHAM					Jon Kirkham Racing					
1-	24.488	116.9	36.461	130.6	1:00.949	6-	23.713	118.1	35.633	130.6	59.346
2-	24.389	113.9	36.313	131.1	1:00.702	7-	23.706	117.5	35.551	131.6	59.257
3-	23.794	117.7	35.879	132.4	59.673	8-	23.771	117.9	35.602	130.8	59.373
4-	23.924	117.9	35.871	131.1	59.795	9-	23.827	118.1	37.118	130.3	1:00.945
5-	23.629	118.4	35.673	131.1	59.302						
11	Sam WARREN					Mission Racing					
1-	24.595	115.7	36.946	131.1	1:01.541	6-	24.439	117.3	35.681	130.6	1:00.120
2-	24.412	116.7	36.020	132.6	1:00.432	7-	24.027	115.9	37.242	130.6	1:01.269
3-	23.903	113.9	37.645	131.8	1:01.548	8-	24.225	100.0	36.694	130.3	1:00.919
4-	24.316	116.7	36.756	132.6	1:01.072	9-	24.421	116.1	39.882	105.7	1:04.303
5-	24.052	116.3	36.027	131.8	1:00.079						
14	Jack KENNEDY					JK Racing					
1-	24.594	114.7	36.156	133.4	1:00.750	6-	24.551	116.1	36.053	131.3	1:00.604
2-	24.355	114.1	36.029	134.2	1:00.384	7-	24.291	116.5	35.793	130.6	1:00.084
3-	24.083	115.7	36.236	133.2	1:00.319	8-	24.157	115.7	36.405	131.1	1:00.562
4-	24.003	116.9	35.908	131.8	59.911	9-	24.204	116.7	35.842	131.8	1:00.046
5-	25.514	113.7	35.939	132.1	1:01.453						
15	Ben WILSON					Ben-Wilson-Racing.com					
1-	24.599	117.9	36.202	132.6	1:00.801	6-	24.244	117.3	35.433	132.6	59.677
2-	24.289	117.3	35.558	132.6	59.847	7-	23.935	116.3	36.067	132.1	1:00.002
3-	24.167	116.9	35.494	133.2	59.661	8-	24.002	116.9	35.414	132.4	59.416
4-	23.949	117.1	35.391	131.6	59.340	9-	24.246	115.1	36.344	132.1	1:00.590
5-	24.207	117.9	35.258	133.2	59.465						
19	Adrian COATES					Stoneyford Concrete					
1-	24.637	117.5	36.620	134.5	1:01.257	6-	26.060	115.5	36.282	132.1	1:02.342
2-	24.270	114.7	36.451	133.7	1:00.721	7-	24.233	113.6	35.982	133.4	1:00.215
3-	24.101	118.1	35.844	134.8	59.945	8-	24.283	116.5	36.042	133.9	1:00.325
4-	24.171	116.5	36.043	134.5	1:00.214	9-	24.237	117.5	36.093	132.1	1:00.330
5-	24.697	116.9	36.010	132.6	1:00.707						
33	Michael NEEVES					Team MCN					
1-	25.778	113.2	37.929	129.1	1:03.707	6-	25.240	113.9	37.410	129.6	1:02.650
2-	25.245	113.6	37.730	129.3	1:02.975	7-	25.447	104.5	38.819	129.6	1:04.266
3-	25.094	113.0	37.861	129.8	1:02.955	8-	25.277	114.7	37.498	129.6	1:02.775
4-	25.136	111.8	37.267	129.8	1:02.403	9-	24.999	113.0	37.610	127.1	1:02.609
5-	25.199	113.4	37.484	129.3	1:02.683						
34	Stu WILSON					Wilhall Yamaha					
1-	25.824	113.6	37.817	128.8	1:03.641	5-	25.209	113.2	37.480	128.3	1:02.689
2-	25.092	114.3	37.267	128.8	1:02.359	6-	25.058	113.9	37.025	128.3	1:02.083
3-	25.146	113.2	38.399	128.3	1:03.545	7-	2:04.973	113.7	37.744	128.1	2:42.717
4-	25.174	113.7	37.227	128.3	1:02.401						
56	Shannon ETHERIDGE					Shannon Etheridge Racing					
1-	24.965	114.5	36.857	131.8	1:01.822	6-	24.666	114.3	36.698	132.6	1:01.364
2-	24.501	116.3	36.143	131.8	1:00.644	7-	24.407	115.3	36.167	132.4	1:00.574

Mallory Park
Circuit Length = 1.4100 miles
Start: 10:14 End: 10:26

Weather / Track : Cloudy / Dry

MCRCB BULLETIN TK067

2008 Henderson Yamaha R1 Cup WARM-UP - SECTOR ANALYSIS

3-	24.323	114.9	36.037	131.8	1:00.360	8-	24.344	114.9	36.551	131.6	1:00.895
4-	24.286	115.5	36.314	132.1	1:00.600	9-	24.338	116.3	45.908	130.1	1:10.246
5-	24.142	116.3	36.180	131.8	1:00.322						
65	Steven CUSICK					U & I Racing					
1-	26.201	109.1	38.364	129.1	1:04.565	6-	25.891	111.1	37.999	127.1	1:03.890
2-	25.900	110.7	38.195	128.6	1:04.095	7-	25.503	110.0	38.575	132.1	1:04.078
3-	25.951	110.2	37.893	128.6	1:03.844	8-	25.444	110.0	38.128	127.6	1:03.572
4-	26.194	112.0	37.964	128.1	1:04.158	9-	25.584	111.1	38.422	125.9	1:04.006
5-	26.344	111.1	38.451	129.3	1:04.795						
69	Paul SHOESMITH					Ice Valley					
1-	25.400	113.2	38.438	130.3	1:03.838	6-	25.205	114.7	37.766	130.3	1:02.971
2-	25.707	106.2	43.387	130.8	1:09.094	7-	24.994	114.7	38.272	131.3	1:03.266
3-	25.297	116.5	38.051	131.3	1:03.348	8-	24.992	114.1	37.477	130.6	1:02.469
4-	24.981	114.1	39.256	131.6	1:04.237	9-	25.076	116.1	38.057	130.3	1:03.133
5-	24.712	114.1	37.662	131.1	1:02.374						
74	Neal GARSIDE					Buckingham Group					
1-	27.330	111.3	39.400	128.1	1:06.730	5-	26.130	113.6	39.035	126.4	1:05.165
2-	26.854	114.5	39.545	129.1	1:06.399	6-	26.908	108.6	39.358	125.7	1:06.266
3-	26.931	112.0	39.678	127.6	1:06.609	7-	26.840	113.6	39.295	126.9	1:06.135
4-	26.855	113.2	40.444	128.3	1:07.299	8-	26.588	113.9	40.236	124.7	1:06.824
77	Marty NUTT					Double M Racing / NuttTravel.com					
1-	25.116	114.3	37.286	132.1	1:02.402	4-	23.962	114.7	35.646	132.4	59.608
2-	24.213	117.3	35.879	132.1	1:00.092	5-	24.910	98.0	38.492	131.8	1:03.402
3-	23.938	113.4	35.675	131.8	59.613	6-	27.104	63.1	39.955	132.1	1:07.059
94	Yaron SALINGER					DART					
1-	25.625	113.4	37.945	130.6	1:03.570	3-	25.071	114.3	37.858	130.1	1:02.929
2-	25.289	114.9	37.806	131.1	1:03.095	4-	24.912	111.5	42.303	100.0	1:07.215
98	Kyle KENTISH					Deadline Racing					
1-	27.023	113.4	40.726	122.9	1:07.749	4-	25.247	113.6	38.346	130.8	1:03.593
2-	26.093	115.7	38.875	128.8	1:04.968	5-	25.449	114.7	38.437	130.8	1:03.886
3-	25.382	115.5	38.472	132.1	1:03.854						
118	Pete BRADSHAW					Co Ordit Racing					
1-	25.839	111.8	38.840	124.5	1:04.679	5-	26.039	108.4	44.168	124.7	1:10.207
2-	25.651	109.3	39.046	125.9	1:04.697	6-	25.776	106.0	39.561	124.7	1:05.337
3-	25.163	108.4	37.960	127.8	1:03.123	7-	25.772	108.9	38.390	126.4	1:04.162
4-	25.432	107.7	38.097	126.6	1:03.529	8-	25.234	108.8	38.191	128.8	1:03.425
555	Sean EMMETT					Hill Oldridge Racing					
1-	24.498	118.8	36.123	134.5	1:00.621	6-	24.402	117.3	35.906	132.4	1:00.308
2-	24.004	116.3	36.311	129.8	1:00.315	7-	26.940	79.0	48.709	130.1	1:15.649
3-	23.919	117.5	35.723	133.9	59.642	8-	24.168	113.7	36.636	134.2	1:00.804
4-	24.774	116.5	43.585	90.8	1:08.359	9-	26.799	91.4	46.833	83.3	1:13.632
5-	28.823	91.7	40.850	131.6	1:09.673						

Weather / Track : Cloudy / Dry

Mallory Park
Circuit Length = 1.4100 miles
Start: 10:14 End: 10:26

MCRCB BULLETIN TK068

2008 Henderson Yamaha R1 Cup WARM-UP - SPEED TRAPS

SECTOR 1				SECTOR 2			FINISH LINE			
POS	NO	NAME	MPH	NO	NAME	MPH	NO	NAME	MPH	
1	34	Stu WILSON	120.1				19	Adrian COATES	134.8	
2	555	Sean EMMETT	118.8				555	Sean EMMETT	134.5	
3	10	Jon KIRKHAM	118.4				2	Gary MASON	134.2	
4	19	Adrian COATES	118.1				14	Jack KENNEDY	134.2	
5	2	Gary MASON	117.9				5	Robert KENNEDY	133.2	
6	15	Ben WILSON	117.9				15	Ben WILSON	133.2	
7	11	Sam WARREN	117.3				11	Sam WARREN	132.6	
8	77	Marty NUTT	117.3				56	Shannon ETHERIDGE	132.6	
9	14	Jack KENNEDY	116.9				10	Jon KIRKHAM	132.4	
10	69	Paul SHOESMITH	116.5				77	Marty NUTT	132.4	
11	56	Shannon ETHERIDGE	116.3				65	Steven CUSICK	132.1	
12	98	Kyle KENTISH	115.7				98	Kyle KENTISH	132.1	
13	5	Robert KENNEDY	115.3				69	Paul SHOESMITH	131.6	
14	94	Yaron SALINGER	114.9				94	Yaron SALINGER	131.1	
15	33	Michael NEEVES	114.7				33	Michael NEEVES	129.8	
16	74	Neal GARSIDE	114.5				74	Neal GARSIDE	129.1	
17	65	Steven CUSICK	112.0				34	Stu WILSON	128.8	
18	118	Pete BRADSHAW	111.8				118	Pete BRADSHAW	128.8	

Weather / Track : Cloudy / Dry

www.tsl-timing.com

Mallory Park
Circuit Length = 1.4100 miles
Start: 10:14 End: 10:26

Printed - 11.11 Sunday, 29 June 2008

MCRCB BULLETIN TK069


2008 Henderson Yamaha R1 Cup WARM-UP - BEST SECTORS

SECTOR 1			SECTOR 2			IDEAL / BEST COMPARISON						
POS	NO	NAME	TIME	NO	NAME	TIME	POS	NO	NAME	IDEAL	BEST	DIFF
1	10	KIRKHAM	23.629	15	WILSON	35.258	1	10	KIRKHAM	59.180	59.257	0.077
2	11	WARREN	23.903	10	KIRKHAM	35.551	2	15	WILSON	59.193	59.340	0.147
3	555	EMMETT	23.919	77	NUTT	35.646	3	11	WARREN	59.584	1:00.079	0.495
4	15	WILSON	23.935	11	WARREN	35.681	4	77	NUTT	59.584	59.608	0.024
5	77	NUTT	23.938	2	MASON	35.706	5	555	EMMETT	59.642	59.642	0.000
6	14	KENNEDY	24.003	555	EMMETT	35.723	6	2	MASON	59.794	59.794	0.000
7	5	KENNEDY	24.013	14	KENNEDY	35.793	7	14	KENNEDY	59.796	59.911	0.115
8	2	MASON	24.088	19	COATES	35.844	8	5	KENNEDY	59.920	59.920	0.000
9	19	COATES	24.101	5	KENNEDY	35.907	9	19	COATES	59.945	59.945	0.000
10	56	ETHERIDGE	24.142	56	ETHERIDGE	36.037	10	56	ETHERIDGE	1:00.179	1:00.322	0.143
11	69	SHOESMITH	24.712	34	WILSON	37.025	11	34	WILSON	1:01.858	1:02.083	0.225
12	34	WILSON	24.833	33	NEEVES	37.267	12	69	SHOESMITH	1:02.189	1:02.374	0.185
13	94	SALINGER	24.912	69	SHOESMITH	37.477	13	33	NEEVES	1:02.266	1:02.403	0.137
14	33	NEEVES	24.999	94	SALINGER	37.806	14	94	SALINGER	1:02.718	1:02.929	0.211
15	118	BRADSHAW	25.163	65	CUSICK	37.893	15	118	BRADSHAW	1:03.123	1:03.123	0.000
16	98	KENTISH	25.247	118	BRADSHAW	37.960	16	65	CUSICK	1:03.337	1:03.572	0.235
17	65	CUSICK	25.444	98	KENTISH	38.346	17	98	KENTISH	1:03.593	1:03.593	0.000
18	74	GARSDIE	26.130	74	GARSDIE	39.035	18	74	GARSDIE	1:05.165	1:05.165	0.000
Perfect lap										58.887		

MCRCB BULLETIN TK057

2008 Henderson Yamaha R1 Cup

RACE 4 - FINAL GRID

ROW 5			1:05.500		1:03.705							
			74	Neal GARSIDE		33	Michael NEEVES					
ROW 4	1:03.529		1:03.017		1:02.705		1:02.644					
	65	Steven CUSICK		98	Kyle KENTISH		118	Pete BRADSHAW		69	Paul SHOESMITH	
ROW 3		1:02.423		1:02.163		1:00.995		59.997				
		94	Yaron SALINGER		34	Stu WILSON		5	Robert KENNEDY		19	Adrian COATES
ROW 2	59.817		59.687		59.649		59.444					
	56	Shannon ETHERIDGE		555	Sean EMMETT		2	Gary MASON		11	Sam WARREN	
ROW 1		59.394		59.382		59.022		58.672				
		77	Marty NUTT		14	Jack KENNEDY		15	Ben WILSON		10	Jon KIRKHAM
Pole												
												

Mallory Park
Circuit Length = 1.4100 miles

Race Director :

Stewards :

Timekeeper :

MCRCB BULLETIN TK098

2008 Henderson Yamaha R1 Cup RACE 4 - CLASSIFICATION

POS	NO	CL	NAME	ENTRY	LAPS	TIME	GAP	DIFF	MPH	BEST	ON
1	10		Jon KIRKHAM	Yamaha - Jon Kirkham Racing	14	13:49.189			85.70	58.570	6
2	15		Ben WILSON	Yamaha - Ben-Wilson-Racing.com	14	13:49.881	0.692	0.692	85.63	58.675	6
3	11		Sam WARREN	Yamaha - Mission Racing	14	13:54.542	5.353	4.661	85.15	58.832	8
4	14		Jack KENNEDY	Yamaha - JK Racing	14	13:54.872	5.683	0.330	85.12	58.615	3
5	77		Marty NUTT	Yamaha - Double M Racing / NuttTravel.co	14	13:55.470	6.281	0.598	85.05	58.708	8
6	2		Gary MASON	Yamaha - VTune/ Airmax/ Tamworth Yama	14	13:55.526	6.337	0.056	85.05	58.708	12
7	56		Shannon ETHERIDGE	Yamaha - Shannon Etheridge Racing	14	14:07.490	18.301	11.964	83.85	59.519	3
8	19		Adrian COATES	Yamaha - Stoneyford Concrete	14	14:12.064	22.875	4.574	83.40	59.645	4
9	5		Robert KENNEDY	Yamaha - PMD Racing	14	14:27.591	38.402	15.527	81.91	1:00.062	2
10	34		Stu WILSON	Yamaha - Wilhall Yamaha	14	14:31.557	42.368	3.966	81.53	1:01.301	3
11	33		Michael NEEVES	Yamaha - Team MCN	14	14:36.109	46.920	4.552	81.11	1:01.503	11
12	69		Paul SHOESMITH	Yamaha - Ice Valley	14	14:37.458	48.269	1.349	80.98	1:01.533	2
13	94		Yaron SALINGER	Yamaha - DART	14	14:40.529	51.340	3.071	80.70	1:01.503	8
14	118		Pete BRADSHAW	Yamaha - Co Ordit Racing	14	14:45.391	56.202	4.862	80.26	1:02.056	4
15	65		Steven CUSICK	Yamaha - U & I Racing	14	14:53.213	1:04.024	7.822	79.56	1:02.143	9
16	98		Kyle KENTISH	Yamaha - Deadline Racing	13	13:53.307	1 lap	1 lap	79.18	1:02.922	2
17	74		Neal GARSIDE	Yamaha - Buckingham Group	13	14:33.428	1 lap	40.121	75.55	1:05.399	3

NOT CLASSIFIED

DNF	555		Sean EMMETT	Yamaha - Hill Oldridge Racing	5	5:01.097	9 laps	8 laps	84.29	58.784	3
-----	-----	--	--------------------	-------------------------------	---	----------	---------------	--------	-------	--------	---

FASTEST LAP

10			Jon KIRKHAM	Yamaha - Jon Kirkham Racing	6	58.570		86.66 mph		139.47 kph	
----	--	--	--------------------	-----------------------------	---	--------	--	-----------	--	------------	--

Weather / Track : Cloudy / Dry

These results are provisional until the conclusion of any judicial and technical matters.

Mallory Park
Circuit Length = 1.4100 miles
Start: 14:15 End: 14:31

Race Director :	Stewards :	Timekeeper :
-----------------	------------	--------------

MCRCB BULLETIN TK099**2008 Henderson Yamaha R1 Cup****RACE 4 - LAP CHART**

Lap 1			Lap 2			Lap 3			Lap 4			Lap 5		
No	Behind	Laptime	No	Behind	Laptime	No	Behind	Laptime	No	Behind	Laptime	No	Behind	Laptime
15		1:02.845	15		59.052	15		58.899	10		59.229	10		58.767
10	0.498	1:03.343	10	0.252	58.806	10	0.233	58.880	15	0.217	59.679	15	0.300	58.850
11	1.172	1:04.017	11	1.280	59.160	11	1.387	59.006	11	0.970	59.045	11	1.167	58.964
14	1.513	1:04.358	14	1.725	59.264	14	1.441	58.615	14	1.434	59.455	14	1.422	58.755
77	1.985	1:04.830	77	1.912	58.979	77	2.056	59.043	77	1.683	59.089	77	1.994	59.078
5	2.359	1:05.204	555	2.630	59.187	555	2.515	58.784	555	1.858	58.805	555	2.072	58.981
555	2.495	1:05.340	5	3.369	1:00.062	5	4.618	1:00.148	2	4.460	59.264	2	4.840	59.147
2	3.543	1:06.388	2	4.201	59.710	2	4.658	59.356	56	5.563	59.683	56	6.491	59.695
56	3.907	1:06.752	56	4.722	59.867	56	5.342	59.519	5	6.066	1:00.910	19	7.582	1:00.261
19	4.122	1:06.967	19	5.087	1:00.017	19	5.905	59.717	19	6.088	59.645	5	8.304	1:01.005
69	5.168	1:08.013	69	7.649	1:01.533	69	10.739	1:01.989	69	13.283	1:02.006	69	16.359	1:01.843
118	5.935	1:08.780	34	9.068	1:01.809	34	11.470	1:01.301	34	13.726	1:01.718	34	16.796	1:01.837
34	6.311	1:09.156	118	9.675	1:02.792	118	13.210	1:02.434	118	15.804	1:02.056	118	19.372	1:02.335
94	6.836	1:09.681	33	10.271	1:02.221	33	13.415	1:02.043	33	16.045	1:02.092	33	19.559	1:02.281
33	7.102	1:09.947	94	10.544	1:02.760	94	13.922	1:02.277	94	16.634	1:02.174	94	19.974	1:02.107
98	7.757	1:10.602	98	11.627	1:02.922	98	15.912	1:03.184	65	19.342	1:02.334	65	23.536	1:02.961
65	8.382	1:11.227	65	12.790	1:03.460	65	16.470	1:02.579	98	20.625	1:04.175	98	25.858	1:04.000
74	9.544	1:12.389	74	16.523	1:06.031	74	23.023	1:05.399	74	29.509	1:05.948	74	36.824	1:06.082

MCRCB BULLETIN TK099**2008 Henderson Yamaha R1 Cup****RACE 4 - LAP CHART**

Lap 6			Lap 7			Lap 8			Lap 9			Lap 10		
No	Behind	Laptime	No	Behind	Laptime	No	Behind	Laptime	No	Behind	Laptime	No	Behind	Laptime
10		58.570	10		58.698	10		59.390	10		58.715	10		59.215
15	0.405	58.675	15	0.481	58.774	15	0.124	59.033	15	0.286	58.877	15	0.257	59.186
11	1.526	58.929	11	1.914	59.086	11	1.356	58.832	11	1.845	59.204	11	2.378	59.748
14	1.881	59.029	14	2.152	58.969	14	1.677	58.915	14	2.025	59.063	14	2.583	59.773
77	2.655	59.231	77	2.722	58.765	77	2.040	58.708	77	2.379	59.054	77	2.985	59.821
2	5.645	59.375	2	5.990	59.043	2	5.609	59.009	2	5.938	59.044	2	5.938	59.215
56	7.888	59.967	56	9.269	1:00.079	56	10.003	1:00.124	56	11.725	1:00.437	74	1 LAP	1:07.991
19	9.181	1:00.169	19	10.574	1:00.091	19	11.353	1:00.169	19	13.272	1:00.634	56	13.508	1:00.998
5	10.648	1:00.914	5	12.980	1:01.030	5	14.822	1:01.232	5	18.740	1:02.633	19	14.517	1:00.460
69	20.172	1:02.383	69	23.782	1:02.308	34	26.374	1:01.784	34	28.960	1:01.301	5	21.345	1:01.820
34	20.849	1:02.623	34	23.980	1:01.829	69	27.093	1:02.701	69	31.234	1:02.856	34	31.234	1:01.489
118	23.516	1:02.714	33	27.436	1:02.485	33	29.682	1:01.636	33	32.951	1:01.984	69	34.347	1:02.328
33	23.649	1:02.660	94	28.068	1:02.565	94	30.181	1:01.503	94	33.639	1:02.173	33	35.409	1:01.673
94	24.201	1:02.797	118	30.442	1:05.624	118	33.796	1:02.744	118	37.506	1:02.425	94	36.125	1:01.701
65	27.605	1:02.639	65	33.986	1:05.079	65	36.943	1:02.347	65	40.371	1:02.143	118	41.015	1:02.724
98	31.629	1:04.341	98	36.429	1:03.498	98	40.588	1:03.549	98	44.920	1:03.047	65	43.914	1:02.758
74	43.840	1:05.586	74	51.267	1:06.125	74	57.796	1:05.919				98	49.347	1:03.642

MCRCB BULLETIN TK099

2008 Henderson Yamaha R1 Cup

RACE 4 - LAP CHART

Lap 11			Lap 12			Lap 13			Lap 14		
No	Behind	Laptime	No	Behind	Laptime	No	Behind	Laptime	No	Behind	Laptime
10		58.871	10		58.896	10		58.896	10		58.913
15	0.225	58.839	15	0.347	59.018	15	0.299	58.848	15	0.692	59.306
11	3.203	59.696	11	3.804	59.497	11	4.717	59.809	98	1 LAP	1:03.094
14	3.348	59.636	14	4.022	59.570	14	4.916	59.790	11	5.353	59.549
77	3.713	59.599	77	4.563	59.746	77	5.200	59.533	14	5.683	59.680
2	5.864	58.797	2	5.676	58.708	2	5.642	58.862	77	6.281	59.994
56	14.680	1:00.043	56	15.664	59.880	56	17.275	1:00.507	2	6.337	59.608
19	16.159	1:00.513	19	18.213	1:00.950	19	20.288	1:00.971	56	18.301	59.939
74	1 LAP	1:08.613	74	1 LAP	1:06.730	5	31.507	1:02.506	19	22.875	1:01.500
5	24.684	1:02.210	5	27.897	1:02.109	74	1 LAP	1:09.691	5	38.402	1:05.808
34	33.847	1:01.484	34	36.429	1:01.478	34	39.516	1:01.983	34	42.368	1:01.765
69	37.798	1:02.322	69	40.948	1:02.046	33	44.120	1:01.753	74	1 LAP	1:06.924
33	38.041	1:01.503	33	41.263	1:02.118	69	44.374	1:02.322	33	46.920	1:01.713
94	39.385	1:02.131	94	42.741	1:02.252	94	47.054	1:03.209	69	48.269	1:02.808
118	44.653	1:02.509	118	48.025	1:02.268	118	51.744	1:02.615	94	51.340	1:03.199
65	47.785	1:02.742	65	51.807	1:02.918	65	56.129	1:03.218	118	56.202	1:03.371
98	53.664	1:03.188	98	58.833	1:04.065				65	1:04.024	1:06.808

MCRCB BULLETIN TK100

2008 Henderson Yamaha R1 Cup

RACE 4 - POSITION CHART

No	Name	Laps Pos															
			1	2	3	4	5	6	7	8	9	10	11	12	13	14	
15	WILSON	1	15	15	15	10	10	10	10	10	10	10	10	10	10	10	10
10	KIRKHAM	2	10	10	10	15	15	15	15	15	15	15	15	15	15	15	15
11	WARREN	3	11	11	11	11	11	11	11	11	11	11	11	11	11	11	11
14	KENNEDY	4	14	14	14	14	14	14	14	14	14	14	14	14	14	14	14
77	NUTT	5	77	77	77	77	77	77	77	77	77	77	77	77	77	77	77
5	KENNEDY	6	5	555	555	555	555	2	2	2	2	2	2	2	2	2	2
555	EMMETT	7	555	5	5	2	2	56	56	56	56	56	56	56	56	56	56
2	MASON	8	2	2	2	56	56	19	19	19	19	19	19	19	19	19	19
56	ETHERIDGE	9	56	56	56	5	19	5	5	5	5	5	5	5	5	5	5
19	COATES	10	19	19	19	19	5	69	69	34	34	34	34	34	34	34	34
69	SHOESMITH	11	69	69	69	69	69	34	34	69	69	69	69	69	69	33	33
118	BRADSHAW	12	118	34	34	34	34	118	33	33	33	33	33	33	33	69	69
34	WILSON	13	34	118	118	118	118	33	94	94	94	94	94	94	94	94	94
94	SALINGER	14	94	33	33	33	33	94	118	118	118	118	118	118	118	118	118
33	NEEVES	15	33	94	94	94	94	65	65	65	65	65	65	65	65	65	65
98	KENTISH	16	98	98	98	65	65	98	98	98	98	98	98	98	98	98	98
65	CUSICK	17	65	65	65	98	98	74	74	74	74	74	74	74	74	74	74
74	GARSDIE	18	74	74	74	74	74										

MCRCB BULLETIN TK101

2008 Henderson Yamaha R1 Cup

RACE 4 - SECTOR ANALYSIS

2	Gary MASON VTune/ Airmax/ Tamworth Yamaha										
1-		118.6	36.462	133.4	1:06.388	8-	23.718	119.0	35.291	132.1	59.009
2-	24.170	118.6	35.540	132.6	59.710	9-	23.770	119.8	35.274	132.9	59.044
3-	23.868	118.4	35.488	133.7	59.356	10-	23.666	119.8	35.549	132.4	59.215
4-	23.800	119.0	35.464	132.9	59.264	11-	23.688	119.4	35.109	133.2	58.797
5-	23.832	119.0	35.315	131.6	59.147	12-	23.562	119.8	35.146	133.2	58.708
6-	23.964	119.0	35.411	132.4	59.375	13-	23.542	119.6	35.320	133.9	58.862
7-	23.875	119.2	35.168	132.4	59.043	14-	23.825	117.5	35.783	132.4	59.608
5	Robert KENNEDY PMD Racing										
1-		117.3	36.014	129.3	1:05.204	8-	24.544	111.5	36.688	128.1	1:01.232
2-	24.406	118.4	35.656	131.1	1:00.062	9-	25.224	112.6	37.409	130.8	1:02.633
3-	24.140	117.5	36.008	131.1	1:00.148	10-	24.453	112.0	37.367	127.8	1:01.820
4-	24.476	114.7	36.434	131.1	1:00.910	11-	24.883	112.0	37.327	126.6	1:02.210
5-	24.572	114.7	36.433	131.8	1:01.005	12-	25.004	112.8	37.105	125.2	1:02.109
6-	24.400	115.1	36.514	129.1	1:00.914	13-	24.971	113.0	37.535	124.0	1:02.506
7-	24.450	112.8	36.580	129.6	1:01.030	14-	25.739	107.4	40.069	88.7	1:05.808
10	Jon KIRKHAM Jon Kirkham Racing										
1-		118.4	35.380	131.1	1:03.343	8-	23.617	119.0	35.773	127.6	59.390
2-	23.549	119.2	35.257	131.8	58.806	9-	23.595	118.4	35.120	131.6	58.715
3-	23.716	119.2	35.164	130.6	58.880	10-	23.899	119.0	35.316	131.1	59.215
4-	23.867	119.2	35.362	131.1	59.229	11-	23.636	118.6	35.235	131.1	58.871
5-	23.454	119.0	35.313	130.6	58.767	12-	23.536	118.8	35.360	130.6	58.896
6-	23.513	118.8	35.057	131.1	58.570	13-	23.600	118.4	35.296	130.3	58.896
7-	23.645	119.0	35.053	131.3	58.698	14-	23.649	118.1	35.264	131.1	58.913
11	Sam WARREN Mission Racing										
1-		118.8	35.592	133.4	1:04.017	8-	23.688	119.2	35.144	132.1	58.832
2-	23.859	117.9	35.301	132.4	59.160	9-	23.703	118.6	35.501	131.1	59.204
3-	23.566	119.0	35.440	130.6	59.006	10-	23.991	119.4	35.757	132.6	59.748
4-	23.831	119.0	35.214	133.2	59.045	11-	23.795	116.7	35.901	130.8	59.696
5-	23.671	118.8	35.293	132.9	58.964	12-	23.806	117.5	35.691	131.8	59.497
6-	23.644	118.6	35.285	132.6	58.929	13-	24.010	116.1	35.799	132.4	59.809
7-	23.751	118.6	35.335	132.6	59.086	14-	23.920	117.5	35.629	133.9	59.549
14	Jack KENNEDY JK Racing										
1-		118.1	35.735	133.2	1:04.358	8-	23.683	118.4	35.232	132.6	58.915
2-	23.741	117.1	35.523	132.4	59.264	9-	23.700	117.3	35.363	133.2	59.063
3-	23.629	117.7	34.986	134.2	58.615	10-	24.045	118.6	35.728	133.2	59.773
4-	24.006	119.0	35.449	131.8	59.455	11-	23.789	116.5	35.847	132.4	59.636
5-	23.588	117.3	35.167	133.2	58.755	12-	23.901	118.4	35.669	132.4	59.570
6-	23.616	118.1	35.413	132.9	59.029	13-	23.989	115.9	35.801	132.9	59.790
7-	23.830	116.9	35.139	133.4	58.969	14-	23.980	118.1	35.700	132.6	59.680
15	Ben WILSON Ben-Wilson-Racing.com										
1-		117.9	35.214	132.4	1:02.845	8-	23.824	119.6	35.209	133.9	59.033
2-	23.762	119.4	35.290	131.6	59.052	9-	23.893	119.0	34.984	134.5	58.877
3-	23.795	118.4	35.104	131.3	58.899	10-	24.029	119.2	35.157	133.7	59.186
4-	24.427	119.8	35.252	133.9	59.679	11-	23.798	118.6	35.041	133.9	58.839
5-	23.787	119.4	35.063	133.9	58.850	12-	23.859	118.8	35.159	133.9	59.018
6-	23.737	119.0	34.938	131.3	58.675	13-	23.728	118.6	35.120	133.4	58.848
7-	23.900	118.6	34.874	133.7	58.774	14-	24.142	118.1	35.164	130.8	59.306
19	Adrian COATES Stoneyford Concrete										
1-		117.3	36.818	135.0	1:06.967	8-	24.128	119.2	36.041	132.4	1:00.169
2-	24.312	119.2	35.705	134.2	1:00.017	9-	24.359	118.8	36.275	131.8	1:00.634
3-	23.912	118.6	35.805	133.9	59.717	10-	24.244	117.1	36.216	131.3	1:00.460
4-	23.992	117.3	35.653	134.5	59.645	11-	24.498	117.9	36.015	132.6	1:00.513
5-	24.251	119.6	36.010	133.2	1:00.261	12-	24.681	114.9	36.269	133.2	1:00.950
6-	24.235	117.5	35.934	132.1	1:00.169	13-	24.567	118.1	36.404	131.3	1:00.971
7-	24.142	117.9	35.949	132.1	1:00.091	14-	24.787	117.3	36.713	129.3	1:01.500

Mallory Park
Circuit Length = 1.4100 miles
Start: 14:15 End: 14:31

Weather / Track : Cloudy / Dry

MCRCB BULLETIN TK101

2008 Henderson Yamaha R1 Cup
RACE 4 - SECTOR ANALYSIS

33	Michael NEEVES					Team MCN					
1-		112.8	38.410	130.6	1:09.947	8-	24.822	116.3	36.814	129.1	1:01.636
2-	25.023	114.1	37.198	130.1	1:02.221	9-	24.930	113.9	37.054	129.3	1:01.984
3-	24.827	114.1	37.216	130.6	1:02.043	10-	24.736	113.9	36.937	129.6	1:01.673
4-	25.002	114.3	37.090	130.1	1:02.092	11-	24.525	114.5	36.978	130.8	1:01.503
5-	24.698	115.7	37.583	130.3	1:02.281	12-	24.808	114.5	37.310	130.6	1:02.118
6-	25.190	114.9	37.470	130.8	1:02.660	13-	24.548	115.9	37.205	130.1	1:01.753
7-	25.167	114.3	37.318	129.6	1:02.485	14-	24.641	114.5	37.072	130.3	1:01.713
34	Stu WILSON					Wilhall Yamaha					
1-		114.7	37.899	129.3	1:09.156	8-	24.833	115.5	36.951	128.1	1:01.784
2-	24.737	115.3	37.072	128.6	1:01.809	9-	24.534	113.6	36.767	127.8	1:01.301
3-	24.664	114.9	36.637	128.8	1:01.301	10-	24.734	113.7	36.755	128.8	1:01.489
4-	25.050	114.1	36.668	129.6	1:01.718	11-	24.462	113.7	37.022	128.3	1:01.484
5-	24.800	113.7	37.037	128.6	1:01.837	12-	24.799	113.7	36.679	128.1	1:01.478
6-	24.868	114.7	37.755	128.3	1:02.623	13-	24.809	113.7	37.174	129.1	1:01.983
7-	24.570	114.9	37.259	130.1	1:01.829	14-	24.798	113.6	36.967	128.3	1:01.765
56	Shannon ETHERIDGE					Shannon Etheridge Racing					
1-		116.9	36.818	133.4	1:06.752	8-	24.104	115.1	36.020	131.3	1:00.124
2-	24.269	116.5	35.598	132.6	59.867	9-	24.202	112.8	36.235	131.1	1:00.437
3-	23.893	118.4	35.626	133.7	59.519	10-	24.521	115.9	36.477	131.6	1:00.998
4-	23.920	116.7	35.763	132.6	59.683	11-	24.130	115.5	35.913	131.1	1:00.043
5-	23.933	116.9	35.762	131.3	59.695	12-	24.036	115.5	35.844	131.3	59.880
6-	24.127	116.1	35.840	130.6	59.967	13-	24.256	115.3	36.251	131.3	1:00.507
7-	24.116	114.1	35.963	131.3	1:00.079	14-	24.106	113.0	35.833	130.3	59.939
65	Steven CUSICK					U & I Racing					
1-		105.0	38.935	128.3	1:11.227	8-	25.093	113.2	37.254	126.9	1:02.347
2-	25.514	111.5	37.946	130.1	1:03.460	9-	25.027	115.7	37.116	127.8	1:02.143
3-	25.288	114.9	37.291	130.8	1:02.579	10-	25.050	113.7	37.708	126.9	1:02.758
4-	25.031	115.1	37.303	128.1	1:02.334	11-	25.557	110.2	37.185	127.8	1:02.742
5-	25.145	113.4	37.816	128.6	1:02.961	12-	25.230	114.1	37.688	125.4	1:02.918
6-	25.336	115.1	37.303	122.5	1:02.639	13-	25.517	111.3	37.701	126.9	1:03.218
7-	25.546	115.3	39.533	129.6	1:05.079	14-	25.075	114.9	41.733	116.5	1:06.808
69	Paul SHOESMITH					Ice Valley					
1-		110.4	37.507	132.9	1:08.013	8-	24.822	118.4	37.879	130.3	1:02.701
2-	24.444	115.9	37.089	131.3	1:01.533	9-	24.958	113.0	37.898	130.8	1:02.856
3-	24.744	115.3	37.245	129.6	1:01.989	10-	24.754	115.5	37.574	130.6	1:02.328
4-	24.687	116.9	37.319	131.1	1:02.006	11-	24.700	115.3	37.622	131.3	1:02.322
5-	24.691	113.9	37.152	130.6	1:01.843	12-	24.743	114.7	37.303	131.1	1:02.046
6-	25.030	114.9	37.353	131.1	1:02.383	13-	24.653	116.5	37.669	132.1	1:02.322
7-	24.792	115.1	37.516	130.6	1:02.308	14-	24.923	111.1	37.885	129.3	1:02.808
74	Neal GARSIDE					Buckingham Group					
1-		112.2	39.500	127.3	1:12.389	8-	26.614	115.1	39.305	125.0	1:05.919
2-	26.880	112.0	39.151	126.1	1:06.031	9-	26.710	110.2	41.281	127.3	1:07.991
3-	26.700	111.8	38.699	129.1	1:05.399	10-	27.084	106.4	41.529	128.6	1:08.613
4-	26.581	113.4	39.367	126.6	1:05.948	11-	26.726	111.1	40.004	125.4	1:06.730
5-	26.867	115.5	39.215	127.6	1:06.082	12-	30.292	113.4	39.399	125.4	1:09.691
6-	26.963	111.7	38.623	126.1	1:05.586	13-	26.472	113.6	40.452	119.8	1:06.924
7-	27.144	115.1	38.981	123.4	1:06.125						
77	Marty NUTT					Double M Racing / NuttTravel.com					
1-		115.3	35.956	133.7	1:04.830	8-	23.401	119.2	35.307	133.4	58.708
2-	23.677	117.9	35.302	134.2	58.979	9-	23.555	119.8	35.499	133.2	59.054
3-	23.742	116.1	35.301	132.9	59.043	10-	24.000	118.6	35.821	132.9	59.821
4-	23.820	117.3	35.269	133.7	59.089	11-	24.012	116.7	35.587	133.2	59.599
5-	23.653	117.3	35.425	133.7	59.078	12-	23.841	117.5	35.905	133.4	59.746
6-	23.731	117.9	35.500	133.7	59.231	13-	23.809	116.3	35.724	133.2	59.533
7-	23.459	114.7	35.306	133.2	58.765	14-	23.989	117.7	36.005	132.9	59.994

Mallory Park
Circuit Length = 1.4100 miles
Start: 14:15 End: 14:31

Weather / Track : Cloudy / Dry

MCRCB BULLETIN TK101

2008 Henderson Yamaha R1 Cup

RACE 4 - SECTOR ANALYSIS

94		Yaron SALINGER				DART					
1-		111.7	38.601	130.3	1:09.681	8-	24.735	114.7	36.768	130.3	1:01.503
2-	24.890	114.7	37.870	130.3	1:02.760	9-	24.772	114.5	37.401	129.3	1:02.173
3-	24.891	114.5	37.386	130.6	1:02.277	10-	24.816	114.7	36.885	129.6	1:01.701
4-	24.867	114.7	37.307	130.1	1:02.174	11-	24.623	114.5	37.508	130.1	1:02.131
5-	24.694	114.9	37.413	129.6	1:02.107	12-	24.842	114.1	37.410	128.8	1:02.252
6-	25.128	114.7	37.669	129.3	1:02.797	13-	25.088	114.1	38.121	128.1	1:03.209
7-	25.005	113.7	37.560	128.6	1:02.565	14-	25.176	114.1	38.023	127.6	1:03.199
98		Kyle KENTISH				Deadline Racing					
1-		113.6	38.383	130.1	1:10.602	8-	25.427	113.0	38.122	129.3	1:03.549
2-	25.136	115.3	37.786	131.3	1:02.922	9-	25.237	115.5	37.810	130.6	1:03.047
3-	25.124	115.7	38.060	130.6	1:03.184	10-	25.407	110.7	38.235	131.8	1:03.642
4-	24.964	116.9	39.211	127.1	1:04.175	11-	25.027	113.0	38.161	129.3	1:03.188
5-	25.649	109.5	38.351	128.8	1:04.000	12-	25.561	112.0	38.504	128.6	1:04.065
6-	25.809	114.3	38.532	129.6	1:04.341	13-	25.187	115.5	37.907	129.6	1:03.094
7-	25.303	114.5	38.195	129.3	1:03.498						
118		Pete BRADSHAW				Co Ordit Racing					
1-		109.7	37.802	129.6	1:08.780	8-	25.242	113.0	37.502	128.6	1:02.744
2-	24.900	111.5	37.892	126.1	1:02.792	9-	24.967	113.4	37.458	127.3	1:02.425
3-	25.252	110.6	37.182	126.6	1:02.434	10-	25.031	110.4	37.693	128.8	1:02.724
4-	24.815	111.8	37.241	129.1	1:02.056	11-	24.966	108.2	37.543	128.1	1:02.509
5-	24.767	112.0	37.568	127.3	1:02.335	12-	25.005	111.7	37.263	128.3	1:02.268
6-	25.259	111.1	37.455	127.3	1:02.714	13-	25.239	110.4	37.376	127.3	1:02.615
7-	25.023	111.3	40.601	127.1	1:05.624	14-	25.230	111.1	38.141	125.9	1:03.371
555		Sean EMMETT				Hill Oldridge Racing					
1-		119.0	35.953	134.8	1:05.340	4-	23.726	118.4	35.079	134.8	58.805
2-	23.958	117.5	35.229	133.2	59.187	5-	23.672	118.4	35.309	135.6	58.981
3-	23.546	119.2	35.238	133.9	58.784						

MCRCB BULLETIN TK102

2008 Henderson Yamaha R1 Cup RACE 4 - SPEED TRAPS

SECTOR 1				SECTOR 2			FINISH LINE			
POS	NO	NAME	MPH	NO	NAME	MPH	NO	NAME	MPH	
1	2	Gary MASON	119.8				555	Sean EMMETT	135.6	
2	15	Ben WILSON	119.8				19	Adrian COATES	135.0	
3	77	Marty NUTT	119.8				15	Ben WILSON	134.5	
4	19	Adrian COATES	119.6				14	Jack KENNEDY	134.2	
5	11	Sam WARREN	119.4				77	Marty NUTT	134.2	
6	10	Jon KIRKHAM	119.2				2	Gary MASON	133.9	
7	555	Sean EMMETT	119.2				11	Sam WARREN	133.9	
8	14	Jack KENNEDY	119.0				56	Shannon ETHERIDGE	133.7	
9	5	Robert KENNEDY	118.4				69	Paul SHOESMITH	132.9	
10	56	Shannon ETHERIDGE	118.4				5	Robert KENNEDY	131.8	
11	69	Paul SHOESMITH	118.4				10	Jon KIRKHAM	131.8	
12	98	Kyle KENTISH	116.9				98	Kyle KENTISH	131.8	
13	33	Michael NEEVES	116.3				33	Michael NEEVES	130.8	
14	65	Steven CUSICK	115.7				65	Steven CUSICK	130.8	
15	34	Stu WILSON	115.5				94	Yaron SALINGER	130.6	
16	74	Neal GARSIDE	115.5				34	Stu WILSON	130.1	
17	94	Yaron SALINGER	114.9				118	Pete BRADSHAW	129.6	
18	118	Pete BRADSHAW	113.4				74	Neal GARSIDE	129.1	

Weather / Track : Cloudy / Dry

www.tsl-timing.com

Mallory Park
Circuit Length = 1.4100 miles
Start: 14:15 End: 14:31

Printed - 14.34 Sunday, 29 June 2008

MCRCB BULLETIN TK103

2008 Henderson Yamaha R1 Cup RACE 4 - BEST SECTORS

SECTOR 1			SECTOR 2			IDEAL / BEST COMPARISON						
POS	NO	NAME	TIME	NO	NAME	TIME	POS	NO	NAME	IDEAL	BEST	DIFF
1	77	NUTT	23.401	15	WILSON	34.874	1	10	KIRKHAM	58.507	58.570	0.063
2	10	KIRKHAM	23.454	14	KENNEDY	34.986	2	14	KENNEDY	58.574	58.615	0.041
3	2	MASON	23.542	10	KIRKHAM	35.053	3	15	WILSON	58.602	58.675	0.073
4	555	EMMETT	23.546	555	EMMETT	35.079	4	555	EMMETT	58.625	58.784	0.159
5	11	WARREN	23.566	2	MASON	35.109	5	2	MASON	58.651	58.708	0.057
6	14	KENNEDY	23.588	11	WARREN	35.144	6	77	NUTT	58.670	58.708	0.038
7	15	WILSON	23.728	77	NUTT	35.269	7	11	WARREN	58.710	58.832	0.122
8	56	ETHERIDGE	23.893	56	ETHERIDGE	35.598	8	56	ETHERIDGE	59.491	59.519	0.028
9	19	COATES	23.912	19	COATES	35.653	9	19	COATES	59.565	59.645	0.080
10	5	KENNEDY	24.140	5	KENNEDY	35.656	10	5	KENNEDY	59.796	1:00.062	0.266
11	69	SHOESMITH	24.444	34	WILSON	36.637	11	34	WILSON	1:01.099	1:01.301	0.202
12	34	WILSON	24.462	94	SALINGER	36.768	12	33	NEEVES	1:01.339	1:01.503	0.164
13	33	NEEVES	24.525	33	NEEVES	36.814	13	94	SALINGER	1:01.391	1:01.503	0.112
14	94	SALINGER	24.623	69	SHOESMITH	37.089	14	69	SHOESMITH	1:01.533	1:01.533	0.000
15	118	BRADSHAW	24.767	65	CUSICK	37.116	15	118	BRADSHAW	1:01.949	1:02.056	0.107
16	98	KENTISH	24.964	118	BRADSHAW	37.182	16	65	CUSICK	1:02.143	1:02.143	0.000
17	65	CUSICK	25.027	98	KENTISH	37.786	17	98	KENTISH	1:02.750	1:02.922	0.172
18	74	GARSDIE	26.472	74	GARSDIE	38.623	18	74	GARSDIE	1:05.095	1:05.399	0.304
Perfect lap										58.275		

