



YAMAHA R1 CUP

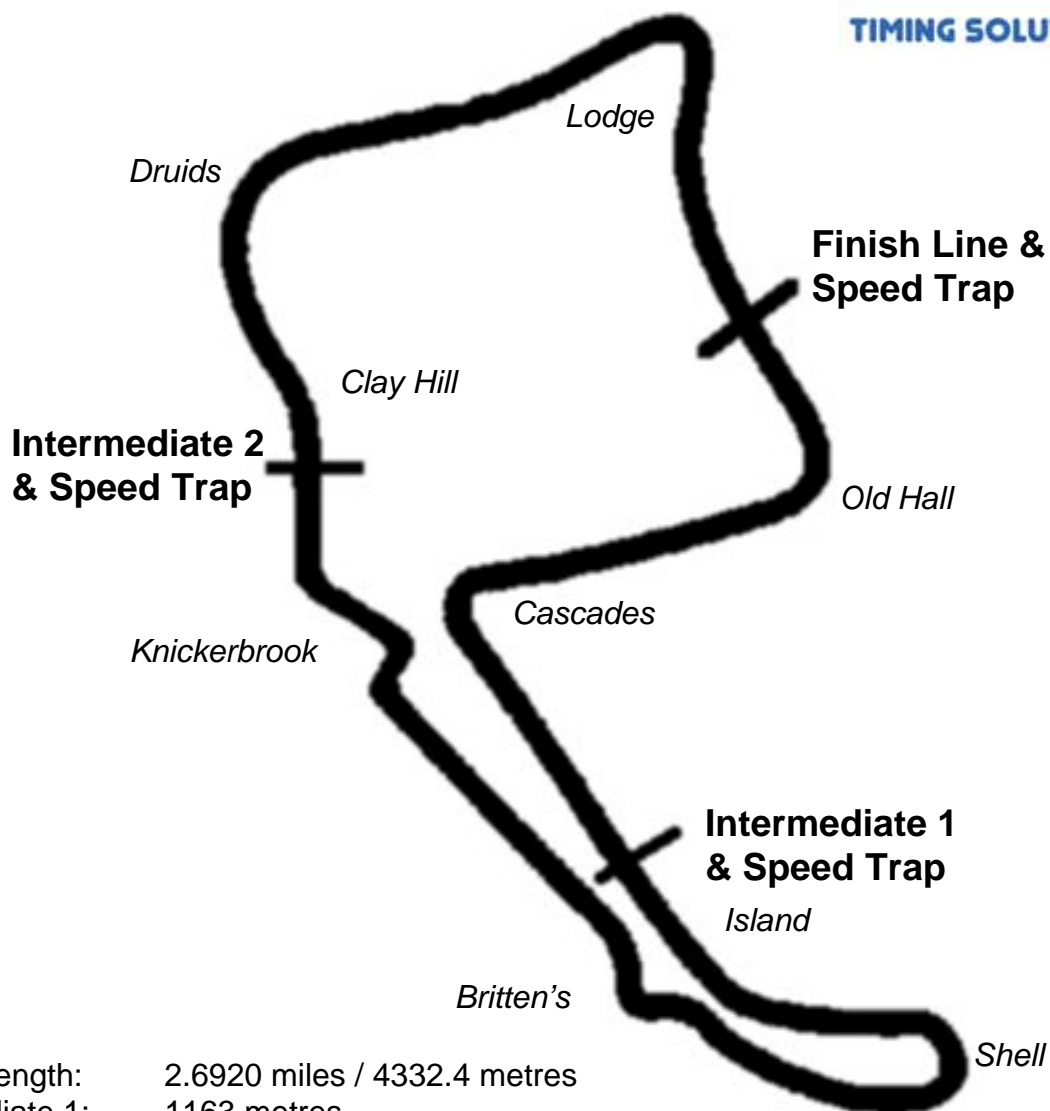
Round 7
Oulton Park International

18th - 20th July 2008



Results Provided by Timing Solutions Ltd
www.tsl-timing.com

OULTON PARK INTERNATIONAL



Circuit Length: 2.6920 miles / 4332.4 metres
 Intermediate 1: 1163 metres
 Intermediate 2: 3066 metres
 Pit In: 4314 metres
 Pit Out: 180 metres after Finish Line

Lap Records		Best Sector Information					
		Sector 1	S1 Trap (mph)	Sector 2	S2 Trap (mph)	Sector 3	F/L Trap (mph)
Superbike	1:35.436	23.169	158.2	45.223	140.6	25.988	147.5
Supersport	1:39.357	24.266	143.4	46.747	127.8	27.007	134.2
Superstock 1000	1:40.046	24.422	151.5	47.822	133.8	27.237	140.3
125GP	1:45.819	26.227	119.6	50.160	109.6	29.185	115.1
Yamaha R1	1:49.219	24.693	147.8	48.048	130.1	27.560	135.6
Superstock 600	1:43.703	25.546	137.5	49.761	123.1	28.408	129.6

MCRCB BULLETIN TK009

2008 Henderson Yamaha R1 Cup FREE PRACTICE 1 - CLASSIFICATION

POS	NO	CL	NAME	ENTRY	TIME	ON	LAPS	GAP	DIFF	MPH
1	11		Sam WARREN	Yamaha - Mission Racing	1:54.716	8	10			84.48
2	15		Ben WILSON	Yamaha - Ben-Wilson-Racing.com	1:54.917	9	9	0.201	0.201	84.33
3	10		Jon KIRKHAM	Yamaha - Jon Kirkham Racing	1:54.944	9	9	0.228	0.027	84.31
4	2		Gary MASON	Yamaha - VTune/ Airmax/ Tamworth Yamaha	1:55.243	9	10	0.527	0.299	84.09
5	34		Stu WILSON	Yamaha - Wilhall Yamaha	1:57.427	7	8	2.711	2.184	82.53
6	19		Adrian COATES	Yamaha - Stoneyford Concrete	1:58.314	10	10	3.598	0.887	81.91
7	69		Paul SHOESMITH	Yamaha - Ice Valley	1:59.428	9	10	4.712	1.114	81.14
8	94		Yaron SALINGER	Yamaha - DART	2:02.541	5	5	7.825	3.113	79.08
9	5		Robert KENNEDY	Yamaha - PMD Racing	2:02.644	5	8	7.928	0.103	79.01
10	118		Richard COOPER	Yamaha - Co-Ordit Racing	2:02.743	2	2	8.027	0.099	78.95
11	3		Charlie BISHOP	Yamaha - Team Phoenix / PBM	2:03.917	7	9	9.201	1.174	78.20
12	98		Kyle KENTISH	Yamaha - Deadline Racing	2:04.010	8	9	9.294	0.093	78.14
13	77		Marty NUTT	Yamaha - Double M Racing / NuttTravel.com	2:06.277	3	4	11.561	2.267	76.74
14	49		Tony RAINFORD	Yamaha -	2:08.731	5	7	14.015	2.454	75.28
15	74		Neal GARSIDE	Yamaha - Buckingham Group	2:11.258	8	9	16.542	2.527	73.83

Weather / Track : Cloudy / Wet

These results are provisional until the conclusion of any judicial and technical matters.

Oulton Park International
Circuit Length = 2.6920 miles
Start: 08:40 End: 09:01

Race Director :

Stewards :

Timekeeper :

MCRCB BULLETIN TK010

2008 Henderson Yamaha R1 Cup

FREE PRACTICE 1 - SECTOR ANALYSIS

2	Gary MASON										VTune/ Airmax/ Tamworth Yamaha									
1 -	Out	111.7	1:05.595	108.2	35.075	118.1	2:12.294	6 -	29.405	126.6	57.256	116.3	31.821	126.6	1:58.482					
2 -		31.291	123.8	1:01.344	104.7	34.605	122.0	2:07.240	7 -	29.191	138.7	56.776	119.6	31.553	126.1	1:57.520				
3 -		31.068	128.8	59.710	114.7	32.998	125.2	2:03.776	8 -	28.995	135.8	55.687	118.4	31.345	128.6	1:56.027				
4 -		29.858	131.1	58.543	118.8	32.282	124.0	2:00.683	9 -	28.622	138.1	55.075	120.7	31.546	128.1	1:55.243				
5 -		29.207	137.5	57.684	116.5	32.273	126.1	1:59.164	10 -	28.704	132.4	57.014	115.5	31.666	128.6	1:57.384				
3	Charlie BISHOP										Team Phoenix / PBM									
1 -	Out	121.8	1:08.342	89.8	38.287	110.4	2:19.694	6 -	30.846	129.1	1:01.257	106.5	33.930	120.3	2:06.033					
2 -		33.607	126.9	1:03.293	102.1	35.524	111.5	2:12.424	7 -	30.798	134.8	59.381	107.9	33.738	120.5	2:03.917				
3 -		32.594	130.3	1:00.464	105.4	34.593	121.8	2:07.651	8 -	29.904	136.4	58.794	106.4	In		2:14.504 P				
4 -		31.462	133.4	1:00.426	107.0	34.643	116.5	2:06.531	9 -	Out	132.1	59.137	108.6	33.622	123.8	2:54.230				
5 -		30.903	133.2	1:00.248	102.6	34.516	120.0	2:05.667												
5	Robert KENNEDY										PMD Racing									
1 -	Out	105.8	1:10.957	88.1	37.322	114.7	2:24.134	5 -	30.037	136.1	59.341	114.1	33.266	118.6	2:02.644					
2 -		32.062	132.4	1:01.982	106.5	34.209	116.5	2:08.253	6 -	30.381	134.2	1:00.395	108.6	33.571	119.4	2:04.347				
3 -		31.724	129.6	1:03.359	102.1	34.987	117.5	2:10.070	7 -	30.462	134.5	59.764	107.5	33.015	119.6	2:03.241				
4 -		30.415	134.2	59.959	109.8	32.849	121.3	2:03.223	8 -	30.094	134.2	1:05.957	94.5	In		2:20.568 P				
10	Jon KIRKHAM										Jon Kirkham Racing									
1 -	Out	116.7	1:02.652	106.4	34.431	119.0	2:08.248	6 -	28.222	138.9	55.162	117.3	31.687	128.6	1:55.071					
2 -		29.967	132.9	57.810	114.1	32.782	126.1	2:00.559	7 -	30.714	121.4	1:02.052	103.7	In		2:15.426 P				
3 -		28.994	136.4	55.842	118.6	32.026	123.6	1:56.862	8 -	Out	129.3	56.274	118.4	31.549	128.3	4:12.231				
4 -		29.242	137.0	55.591	117.1	31.937	126.9	1:56.770	9 -	27.933	134.5	54.668	120.1	32.343	127.6	1:54.944				
5 -		28.210	138.9	55.454	116.1	31.865	126.9	1:55.529												
11	Sam WARREN										Mission Racing									
1 -	Out	126.6	1:01.869	106.5	34.398	111.7	2:06.182	6 -	28.413	139.2	56.150	120.3	31.458	128.3	1:56.021					
2 -		30.750	135.3	59.679	106.0	33.421	122.5	2:03.850	7 -	31.529	137.5	56.637	118.4	32.384	124.7	2:00.550				
3 -		29.622	139.8	57.942	117.1	32.282	121.3	1:59.846	8 -	28.000	141.3	55.391	120.5	31.325	128.8	1:54.716				
4 -		29.303	138.4	56.834	118.1	32.288	124.0	1:58.425	9 -	29.700	139.5	55.171	121.4	31.325	127.3	1:56.196				
5 -		28.679	138.4	57.132	118.4	32.060	125.4	1:57.871	10 -	27.834	141.6	1:00.877	103.9	32.422	124.7	2:01.133				
15	Ben WILSON										Ben-Wilson-Racing.com									
1 -	Out	129.1	1:05.141	98.1	35.807	121.1	2:16.187	6 -	28.577	138.9	56.150	116.9	31.707	127.6	1:56.434					
2 -		31.227	135.0	59.194	107.9	32.955	118.8	2:03.376	7 -	28.345	137.5	55.994	117.3	31.274	127.3	1:55.613				
3 -		32.037	136.1	57.079	113.0	32.443	126.1	2:01.559	8 -	28.568	140.4	55.208	119.2	31.548	128.1	1:55.324				
4 -		28.972	137.8	56.119	116.5	32.085	127.3	1:57.176	9 -	28.447	140.1	55.021	115.5	31.449	128.6	1:54.917				
5 -		28.994	137.8	56.593	115.7	31.734	126.1	1:57.321												
19	Adrian COATES										Stoneyford Concrete									
1 -	Out	117.3	1:04.797	103.9	35.029	118.1	2:11.662	6 -	29.355	136.1	57.559	113.6	32.920	121.3	1:59.834					
2 -		30.636	130.3	59.029	114.9	32.985	120.7	2:02.650	7 -	29.139	137.0	57.458	114.3	31.948	123.1	1:58.545				
3 -		29.005	135.8	58.263	110.9	33.114	120.3	2:00.382	8 -	30.046	130.1	58.891	114.5	32.045	124.5	2:00.982				
4 -		29.374	139.5	1:01.551	111.8	32.483	119.4	2:03.408	9 -	28.802	140.1	57.918	115.3	31.946	125.2	1:58.666				
5 -		30.626	134.8	58.640	113.6	32.436	119.8	2:01.702	10 -	28.740	131.6	57.467	115.7	32.107	124.5	1:58.314				
34	Stu WILSON										Wilhall Yamaha									
1 -	Out	122.9	1:01.300	111.5	34.009	121.1	2:05.912	5 -	29.249	135.3	56.803	118.1	32.274	126.4	1:58.326					
2 -		30.361	127.6	58.256	116.1	32.923	125.7	2:01.540	6 -	29.034	133.7	57.535	116.3	32.181	126.1	1:58.750				
3 -		32.207	128.8	58.257	117.1	In		2:09.519 P	7 -	28.979	134.2	56.284	118.4	32.164	126.4	1:57.427				
4 -	Out	120.3	59.967	114.7	32.953	125.9	3:24.989	8 -	31.343	100.3	1:04.103	99.7	In		2:16.710 P					
49	Tony RAINFORD																			
1 -	Out	97.0	1:13.133	91.9	38.467	105.7	2:27.405	5 -	31.971	116.5	1:01.821	104.2	34.939	115.7	2:08.731					
2 -		33.595	113.0	1:03.965	99.1	36.451	106.7	2:14.011	6 -	31.312	111.7	1:02.821	101.1	In		2:18.762 P				
3 -		32.875	114.1	1:03.003	101.7	In		2:21.744 P	7 -	Out	106.7	1:04.580	100.9	35.922	114.9	4:37.457				
4 -	Out	111.5	1:01.974	102.1	34.545	118.1	3:04.713													
69	Paul SHOESMITH										Ice Valley									
1 -	Out	114.7	1:05.359	104.9	35.096	122.0	2:12.343	6 -	29.561	132.9	58.319	117.3	32.633	125.4	2:00.513					
2 -		31.228	126.6	1:01.060	107.5	33.820	123.4	2:06.108	7 -	29.465	125.9	58.605	116.7	32.264	126.9	2:00.334				

Oulton Park International
Circuit Length = 2.6920 miles
Start: 08:40 End: 09:01

Weather / Track : Cloudy / Wet

MCRCB BULLETIN TK010

2008 Henderson Yamaha R1 Cup

FREE PRACTICE 1 - SECTOR ANALYSIS

3 -	30.277	131.6	58.971	116.5	33.284	123.4	2:02.532	8 -	29.468	130.3	<i>57.531</i>	<i>119.0</i>	32.569	125.4	1:59.568
4 -	30.152	131.1	58.536	116.5	32.941	125.4	2:01.629	9 -	29.653	124.7	57.562	116.5	<i>32.213</i>	125.7	1:59.428
5 -	29.664	131.3	57.817	116.5	32.506	125.0	1:59.987	10 -	29.548	128.3	57.724	115.1	32.349	<i>126.9</i>	1:59.621
74	Neal GARSIDE		Buckingham Group												
1 -	Out	103.9	1:12.025	90.0	38.236	106.3	2:24.193	6 -	32.536	113.7	1:04.727	98.7	<i>35.735</i>	110.9	2:12.998
2 -	34.102	113.9	1:04.981	<i>100.9</i>	37.111	102.6	2:16.194	7 -	<i>32.233</i>	117.1	1:03.868	98.7	35.800	106.7	2:11.901
3 -	33.507	118.8	1:06.139	94.7	36.719	105.2	2:16.365	8 -	32.286	110.2	1:03.110	100.0	35.862	108.8	2:11.258
4 -	32.750	<i>121.1</i>	1:03.874	95.1	35.883	107.7	2:12.507	9 -	32.655	114.9	<i>1:03.019</i>	96.8	35.801	<i>112.4</i>	2:11.475
5 -	32.449	116.7	1:04.197	94.3	36.644	105.2	2:13.290								
77	Marty NUTT		Double M Racing / NuttTravel.com												
1 -	Out	112.8	1:11.502	99.6	In		2:31.902 P	3 -	<i>31.307</i>	<i>129.8</i>	<i>1:01.559</i>	<i>108.8</i>	<i>33.411</i>	<i>124.0</i>	2:06.277
2 -	Out	110.4	1:06.865	106.4	34.086	121.8	10:11.216	4 -	34.398	77.9	1:10.824	94.3	In		2:30.824 P
94	Yaron SALINGER		DART												
1 -	Out	94.0	1:12.432	87.7	39.429	110.4	2:27.512	4 -	30.755	118.8	1:00.094	<i>108.8</i>	34.114	117.5	2:04.963
2 -	33.068	110.6	1:04.285	100.9	36.567	113.9	2:13.920	5 -	30.200	<i>123.1</i>	<i>58.678</i>	107.5	<i>33.663</i>	<i>119.8</i>	2:02.541
3 -	32.438	114.1	1:02.109	106.5	34.970	116.9	2:09.517								
98	Kyle KENTISH		Deadline Racing												
1 -	Out	100.2	1:13.978	90.3	40.072	98.1	2:30.720	6 -	<i>30.490</i>	125.0	1:03.371	95.2	In		2:16.373 P
2 -	34.566	116.5	1:04.688	103.4	36.375	106.0	2:15.629	7 -	Out	<i>126.1</i>	1:01.045	104.7	34.837	117.1	3:38.630
3 -	33.090	121.1	1:04.965	101.4	35.877	113.0	2:13.932	8 -	30.580	125.4	<i>59.632</i>	106.7	33.798	<i>120.5</i>	2:04.010
4 -	31.912	119.4	1:02.460	106.4	34.956	117.3	2:09.328	9 -	32.247	123.6	1:00.642	<i>108.1</i>	<i>33.552</i>	118.4	2:06.441
5 -	31.103	122.9	1:01.151	106.5	34.097	114.7	2:06.351								
118	Richard COOPER		Co-Ordit Racing												
1 -	Out	108.8	1:06.626	99.9	35.586	116.9	2:16.690	2 -	<i>30.895</i>	<i>125.2</i>	<i>58.689</i>	<i>113.2</i>	<i>33.159</i>	<i>123.4</i>	2:02.743

MCRCB BULLETIN TK011

2008 Henderson Yamaha R1 Cup FREE PRACTICE 1 - SPEED TRAPS

SECTOR 1				SECTOR 2			FINISH LINE			
POS	NO	NAME	MPH	NO	NAME	MPH	NO	NAME	MPH	
1	11	Sam WARREN	141.6	11	Sam WARREN	121.4	11	Sam WARREN	128.8	
2	15	Ben WILSON	140.4	2	Gary MASON	120.7	2	Gary MASON	128.6	
3	19	Adrian COATES	140.1	10	Jon KIRKHAM	120.1	10	Jon KIRKHAM	128.6	
4	10	Jon KIRKHAM	138.9	15	Ben WILSON	119.2	15	Ben WILSON	128.6	
5	2	Gary MASON	138.7	69	Paul SHOESMITH	119.0	69	Paul SHOESMITH	126.9	
6	3	Charlie BISHOP	136.4	34	Stu WILSON	118.4	34	Stu WILSON	126.4	
7	5	Robert KENNEDY	136.1	19	Adrian COATES	115.7	19	Adrian COATES	125.2	
8	34	Stu WILSON	135.3	5	Robert KENNEDY	114.1	77	Marty NUTT	124.0	
9	69	Paul SHOESMITH	132.9	118	Richard COOPER	113.2	3	Charlie BISHOP	123.8	
10	77	Marty NUTT	129.8	77	Marty NUTT	108.8	118	Richard COOPER	123.4	
11	98	Kyle KENTISH	126.1	94	Yaron SALINGER	108.8	5	Robert KENNEDY	121.3	
12	118	Richard COOPER	125.2	3	Charlie BISHOP	108.6	98	Kyle KENTISH	120.5	
13	94	Yaron SALINGER	123.1	98	Kyle KENTISH	108.1	94	Yaron SALINGER	119.8	
14	74	Neal GARSIDE	121.1	49	Tony RAINFORD	104.2	49	Tony RAINFORD	118.1	
15	49	Tony RAINFORD	116.5	74	Neal GARSIDE	100.9	74	Neal GARSIDE	112.4	

Weather / Track : Cloudy / Wet

www.tsl-timing.com

Oulton Park International
Circuit Length = 2.6920 miles
Start: 08:40 End: 09:01

Printed - 09.03 Saturday, 19 July 2008

MCRCB BULLETIN TK012

2008 Henderson Yamaha R1 Cup FREE PRACTICE 1 - BEST SECTOR TIMES

SECTOR 1			SECTOR 2			SECTOR 3			IDEAL / BEST COMPARISON						
POS	NO	NAME	TIME	NO	NAME	TIME	NO	NAME	TIME	POS	NO	NAME	IDEAL	BEST	DIFF
1	11	WARREN	27.834	10	KIRKHAM	54.668	15	WILSON	31.274	1	10	KIRKHAM	1:54.150	1:54.944	0.794
2	10	KIRKHAM	27.933	15	WILSON	55.021	11	WARREN	31.325	2	11	WARREN	1:54.330	1:54.716	0.386
3	15	WILSON	28.345	2	MASON	55.075	2	MASON	31.345	3	15	WILSON	1:54.640	1:54.917	0.277
4	2	MASON	28.622	11	WARREN	55.171	10	KIRKHAM	31.549	4	2	MASON	1:55.042	1:55.243	0.201
5	19	COATES	28.740	34	WILSON	56.284	19	COATES	31.946	5	34	WILSON	1:57.427	1:57.427	0.000
6	34	WILSON	28.979	19	COATES	57.458	34	WILSON	32.164	6	19	COATES	1:58.144	1:58.314	0.170
7	69	SHOESMITH	29.465	69	SHOESMITH	57.531	69	SHOESMITH	32.213	7	69	SHOESMITH	1:59.209	1:59.428	0.219
8	3	BISHOP	29.904	94	SALINGER	58.678	5	KENNEDY	32.849	8	5	KENNEDY	2:02.227	2:02.644	0.417
9	94	SALINGER	30.029	118	COOPER	58.689	118	COOPER	33.159	9	3	BISHOP	2:02.320	2:03.917	1.597
10	5	KENNEDY	30.037	3	BISHOP	58.794	77	NUTT	33.411	10	94	SALINGER	2:02.370	2:02.541	0.171
11	98	KENTISH	30.490	5	KENNEDY	59.341	98	KENTISH	33.552	11	118	COOPER	2:02.743	2:02.743	0.000
12	118	COOPER	30.895	98	KENTISH	59.632	3	BISHOP	33.622	12	98	KENTISH	2:03.674	2:04.010	0.336
13	77	NUTT	31.307	77	NUTT	1:01.559	94	SALINGER	33.663	13	77	NUTT	2:06.277	2:06.277	0.000
14	49	RAINFORD	31.312	49	RAINFORD	1:01.821	49	RAINFORD	34.545	14	49	RAINFORD	2:07.678	2:08.731	1.053
15	74	GARSDIE	32.233	74	GARSDIE	1:03.019	74	GARSDIE	35.735	15	74	GARSDIE	2:10.987	2:11.258	0.271
											Perfect Lap		1:53.776		

MCRCB BULLETIN TK037

2008 Henderson Yamaha R1 Cup FREE PRACTICE 2 - CLASSIFICATION

POS	NO	CL	NAME	ENTRY	TIME	ON	LAPS	GAP	DIFF	MPH
1	10		Jon KIRKHAM	Yamaha - Jon Kirkham Racing	1:44.039	7	7			93.15
2	2		Gary MASON	Yamaha - VTune/ Airmax/ Tamworth Yamaha	1:45.020	6	6	0.981	0.981	92.28
3	11		Sam WARREN	Yamaha - Mission Racing	1:45.505	7	7	1.466	0.485	91.85
4	14		Jack KENNEDY	Yamaha - JK Racing	1:48.472	4	5	4.433	2.967	89.34
5	118		Richard COOPER	Yamaha - Co-Ordit Racing	1:50.161	7	9	6.122	1.689	87.97
6	5		Robert KENNEDY	Yamaha - PMD Racing	1:50.255	7	7	6.216	0.094	87.89
7	19		Adrian COATES	Yamaha - Stoneyford Concrete	1:50.785	3	4	6.746	0.530	87.47
8	69		Paul SHOESMITH	Yamaha - Ice Valley	1:52.128	3	10	8.089	1.343	86.43
9	77		Marty NUTT	Yamaha - Double M Racing / NuttTravel.com	1:52.645	2	3	8.606	0.517	86.03
10	98		Kyle KENTISH	Yamaha - Deadline Racing	1:56.576	6	7	12.537	3.931	83.13
11	34		Stu WILSON	Yamaha - Wilhall Yamaha	1:56.922	3	5	12.883	0.346	82.88
12	3		Charlie BISHOP	Yamaha - Team Phoenix / PBM	1:57.540	2	7	13.501	0.618	82.45
13	74		Neal GARSIDE	Yamaha - Buckingham Group	1:58.416	8	9	14.377	0.876	81.84
14	94		Yaron SALINGER	Yamaha - DART	1:58.876	5	6	14.837	0.460	81.52
15	33		Michael NEEVES	Yamaha - Team MCN	1:58.945	3	5	14.906	0.069	81.47
16	49		Tony RAINFORD	Yamaha -	2:00.951	3	6	16.912	2.006	80.12
17	15		Ben WILSON	Yamaha - Ben-Wilson-Racing.com		0	2			

Weather / Track : Cloudy / Drying

These results are provisional until the conclusion of any judicial and technical matters.

Oulton Park International
Circuit Length = 2.6920 miles
Start: 12:57 End: 13:19

Race Director :

Stewards :

Timekeeper :

MCRCB BULLETIN TK038

2008 Henderson Yamaha R1 Cup

FREE PRACTICE 2 - SECTOR ANALYSIS

2	Gary MASON VTune/ Airmax/ Tamworth Yamaha														
1 -	Out	117.3	1:01.541	110.6	In	2:11.095 P	4 -	26.399	145.6	50.747	125.7	29.537	133.1	1:46.683	
2 -	Out	131.6	56.594	116.9	30.650	131.6	11:39.661	5 -	26.481	144.9	50.436	122.9	28.483	133.7	1:45.400
3 -	27.577	143.4	52.798	119.4	29.405	131.1	1:49.780	6 -	26.208	145.3	49.917	125.9	28.895	132.4	1:45.020
3	Charlie BISHOP Team Phoenix / PBM														
1 -	Out	124.3	58.483	108.8	32.964	122.5	2:01.152	5 -	28.916	130.8	57.150	112.6	31.715	125.7	1:57.781
2 -	29.824	133.9	55.556	112.8	32.160	125.2	1:57.540	6 -	28.394	138.7	54.199	116.3	In		1:59.522 P
3 -	29.146	132.9	54.573	113.6	In		2:05.920 P	7 -	Out	139.8	55.447	112.2	In		3:08.482 P
4 -	Out	128.3	1:01.133	110.0	32.667	116.9	3:37.825								
5	Robert KENNEDY PMD Racing														
1 -	Out	127.8	1:01.192	109.5	32.402	122.9	2:03.065	5 -	Out	129.3	55.578	115.5	30.471	123.8	7:01.607
2 -	28.907	136.1	56.025	112.6	31.484	122.2	1:56.416	6 -	27.454	139.5	52.772	116.7	30.054	125.4	1:50.280
3 -	28.537	133.7	55.659	113.7	32.163	104.0	1:56.359	7 -	27.190	138.9	52.752	116.9	30.313	125.4	1:50.255
4 -	34.816	83.1	1:06.435	82.4	In		2:26.764 P								
10	Jon KIRKHAM Jon Kirkham Racing														
1 -	Out	130.3	56.723	115.9	In		2:05.375 P	5 -	26.603	144.9	50.893	124.0	29.158	128.8	1:46.654
2 -	Out	118.6	1:01.889	108.4	33.337	120.0	9:06.740	6 -	28.874	122.2	52.007	123.1	29.249	130.8	1:50.130
3 -	29.587	137.5	54.123	120.1	30.145	127.6	1:53.855	7 -	25.801	144.3	49.792	125.4	28.446	131.6	1:44.039
4 -	27.257	143.7	52.233	122.7	29.255	131.3	1:48.745								
11	Sam WARREN Mission Racing														
1 -	Out	125.4	57.134	112.4	In		2:07.684 P	5 -	26.280	145.3	51.100	120.7	29.713	129.8	1:47.093
2 -	Out	131.8	55.156	117.3	29.787	129.8	9:59.526	6 -	28.087	136.4	50.876	122.9	28.724	132.1	1:47.687
3 -	26.951	145.3	51.486	123.1	29.034	124.7	1:47.471	7 -	26.206	145.6	50.522	123.8	28.777	130.6	1:45.505
4 -	26.470	145.3	51.805	122.2	29.067	131.8	1:47.342								
14	Jack KENNEDY JK Racing														
1 -	Out	125.7	58.962	102.8	33.136	117.3	2:01.676	4 -	26.890	139.5	52.007	121.4	29.575	133.1	1:48.472
2 -	28.930	135.0	56.444	113.4	In		2:05.430 P	5 -	27.860	129.8	55.501	121.4	In		2:02.623 P
3 -	Out	135.8	54.872	121.1	29.989	133.9	11:38.247								
15	Ben WILSON Ben-Wilson-Racing.com														
1 -	Out	99.6	1:05.459	94.7	In		2:25.306 P	2 -	Out	134.8	1:12.432	91.2	In		14:54.647 P
19	Adrian COATES Stoneyford Concrete														
1 -	Out	126.6	57.192	115.3	32.217	122.2	1:59.087	3 -	27.406	141.6	53.276	119.4	30.103	129.5	1:50.785
2 -	28.986	140.4	54.395	117.7	30.662	126.6	1:54.043	4 -	27.541	140.7	53.506	116.7	In		2:01.093 P
33	Michael NEEVES Team MCN														
1 -	Out	116.5	1:00.443	103.2	In		2:11.790 P	4 -	29.134	123.1	57.886	107.0	32.359	122.7	1:59.379
2 -	Out	126.1	58.439	104.7	32.429	120.7	6:43.356	5 -	29.429	121.1	58.554	100.6	In		2:07.421 P
3 -	28.679	129.6	57.374	105.8	32.892	117.3	1:58.945								
34	Stu WILSON Wilhall Yamaha														
1 -	Out	124.0	58.106	118.6	In		2:08.141 P	4 -	28.162	139.5	53.905	120.5	In		1:58.712 P
2 -	Out	119.4	1:01.430	111.5	32.945	126.1	10:47.918	5 -	Out	137.5	53.851	120.7	30.159	130.1	3:52.531
3 -	30.380	136.4	55.665	119.6	30.877	127.3	1:56.922								
49	Tony RAINFORD														
1 -	Out	111.3	1:01.004	104.0	33.722	113.7	2:05.099	4 -	30.259	120.1	58.553	108.1	34.762	114.3	2:03.574
2 -	30.638	120.9	59.936	101.7	33.306	120.7	2:03.880	5 -	30.882	119.2	1:00.460	107.5	34.200	120.3	2:05.542
3 -	30.075	124.7	58.084	108.6	32.792	122.2	2:00.951	6 -	30.088	124.0	59.196	107.4	In		2:15.065 P
69	Paul SHOESMITH Ice Valley														
1 -	Out	120.9	57.229	115.1	31.614	126.4	1:58.487	6 -	28.006	136.4	53.946	117.9	30.634	128.8	1:52.586
2 -	28.798	130.6	54.587	119.4	30.605	129.8	1:53.990	7 -	28.193	138.1	54.096	120.1	30.406	127.3	1:52.695
3 -	27.751	138.4	53.895	121.8	30.482	129.5	1:52.128	8 -	28.422	135.3	54.618	116.3	30.788	129.0	1:53.828
4 -	28.086	138.7	54.170	119.0	31.907	127.6	1:54.163	9 -	27.925	136.4	54.352	116.5	30.806	122.2	1:53.083
5 -	28.627	133.2	55.086	118.8	30.680	129.8	1:54.393	10 -	28.244	135.8	54.615	117.9	30.913	123.6	1:53.772

Oulton Park International
Circuit Length = 2.6920 miles
Start: 12:57 End: 13:19

Weather / Track : Cloudy / Drying

MCRCB BULLETIN TK038

2008 Henderson Yamaha R1 Cup

FREE PRACTICE 2 - SECTOR ANALYSIS

74	Neal GARSIDE												Buckingham Group			
1 -	Out	122.9	1:03.211	98.3	34.008	114.7	2:07.533	6 -	30.871	128.6	1:00.133	103.4	In	2:14.181 P		
2 -	30.808	123.8	1:00.331	100.9	33.295	116.7	2:04.434	7 -	Out	121.8	59.553	101.2	33.216	118.4	4:51.485	
3 -	29.773	122.7	58.115	105.5	32.776	115.1	2:00.664	8 -	28.771	130.1	57.348	104.4	32.297	119.2	1:58.416	
4 -	29.851	126.1	58.922	96.1	35.086	117.3	2:03.859	9 -	28.816	129.8	57.320	110.2	32.360	116.9	1:58.496	
5 -	30.810	116.3	1:00.394	101.7	37.034	114.7	2:08.238									
77	Marty NUTT												Double M Racing / NuttTravel.com			
1 -	Out	126.1	1:00.040	113.6	32.342	117.7	2:05.028	3 -	27.893	135.8	55.718	110.4	In	2:03.360 P		
2 -	28.276	140.7	54.516	120.1	29.853	129.5	1:52.645									
94	Yaron SALINGER												DART			
1 -	Out	127.1	56.925	110.6	In	2:09.916 P	4 -	29.497	124.3	59.242	107.7	33.094	121.1	2:01.833		
2 -	Out	121.6	56.087	107.2	32.826	120.5	3:29.435	5 -	28.918	130.6	58.152	114.9	31.806	121.8	1:58.876	
3 -	30.275	109.1	56.840	113.6	35.297	108.4	2:02.412	6 -	28.481	132.4	55.505	111.5	In	2:01.107 P		
98	Kyle KENTISH												Deadline Racing			
1 -	Out	118.1	1:00.157	106.2	In	2:11.482 P	5 -	28.958	134.8	56.172	115.7	31.819	125.9	1:56.949		
2 -	Out	127.8	57.735	112.0	31.871	125.0	3:08.245	6 -	28.709	134.8	56.102	113.2	31.765	125.7	1:56.576	
3 -	28.929	128.8	56.176	116.1	31.769	125.2	1:56.874	7 -	30.037	117.5	1:02.367	81.3	In	2:12.347 P		
4 -	28.818	129.3	58.635	98.0	33.808	124.0	2:01.261									
118	Richard COOPER												Co-Ordit Racing			
1 -	Out	112.2	58.754	106.0	In	2:08.151 P	6 -	27.763	141.9	53.332	117.7	29.807	131.1	1:50.902		
2 -	Out	134.5	54.921	113.7	30.075	129.5	2:42.817	7 -	27.502	140.4	52.794	117.7	29.865	129.8	1:50.161	
3 -	27.680	141.9	52.819	117.9	29.712	131.3	1:50.211	8 -	27.441	142.2	53.072	119.2	In	1:55.236 P		
4 -	28.042	135.8	54.072	115.5	30.444	129.0	1:52.558	9 -	Out	135.3	54.169	112.6	29.750	132.1	3:40.384	
5 -	27.736	141.3	53.487	117.1	30.137	129.3	1:51.360									

MCRCB BULLETIN TK039

2008 Henderson Yamaha R1 Cup FREE PRACTICE 2 - SPEED TRAPS

SECTOR 1				SECTOR 2			FINISH LINE		
POS	NO	NAME	MPH	NO	NAME	MPH	NO	NAME	MPH
1	2	Gary MASON	145.6	2	Gary MASON	125.9	14	Jack KENNEDY	133.9
2	11	Sam WARREN	145.6	10	Jon KIRKHAM	125.4	2	Gary MASON	133.7
3	10	Jon KIRKHAM	144.9	11	Sam WARREN	123.8	11	Sam WARREN	132.1
4	5	Robert KENNEDY	142.2	69	Paul SHOESMITH	121.8	118	Richard COOPER	132.1
5	118	Richard COOPER	142.2	14	Jack KENNEDY	121.4	10	Jon KIRKHAM	131.6
6	19	Adrian COATES	141.6	118	Richard COOPER	120.9	34	Stu WILSON	130.1
7	77	Marty NUTT	140.7	34	Stu WILSON	120.7	69	Paul SHOESMITH	129.8
8	34	Stu WILSON	140.1	77	Marty NUTT	120.1	19	Adrian COATES	129.5
9	3	Charlie BISHOP	139.8	19	Adrian COATES	119.4	77	Marty NUTT	129.5
10	14	Jack KENNEDY	139.5	5	Robert KENNEDY	116.9	98	Kyle KENTISH	125.9
11	69	Paul SHOESMITH	138.7	3	Charlie BISHOP	116.3	3	Charlie BISHOP	125.7
12	15	Ben WILSON	134.8	98	Kyle KENTISH	116.1	5	Robert KENNEDY	125.4
13	98	Kyle KENTISH	134.8	94	Yaron SALINGER	114.9	33	Michael NEEVES	122.7
14	94	Yaron SALINGER	132.4	74	Neal GARSIDE	110.2	49	Tony RAINFORD	122.2
15	74	Neal GARSIDE	130.3	49	Tony RAINFORD	108.6	94	Yaron SALINGER	121.8
16	33	Michael NEEVES	129.6	33	Michael NEEVES	107.0	74	Neal GARSIDE	119.2
17	49	Tony RAINFORD	124.7	15	Ben WILSON	94.7			

MCRCB BULLETIN TK040

2008 Henderson Yamaha R1 Cup FREE PRACTICE 2 - BEST SECTOR TIMES

SECTOR 1			SECTOR 2			SECTOR 3			IDEAL / BEST COMPARISON						
POS	NO	NAME	TIME	NO	NAME	TIME	NO	NAME	TIME	POS	NO	NAME	IDEAL	BEST	DIFF
1	10	KIRKHAM	25.801	10	KIRKHAM	49.792	10	KIRKHAM	28.446	1	10	KIRKHAM	1:44.039	1:44.039	0.000
2	11	WARREN	26.206	2	MASON	49.917	2	MASON	28.483	2	2	MASON	1:44.608	1:45.020	0.412
3	2	MASON	26.208	11	WARREN	50.522	11	WARREN	28.724	3	11	WARREN	1:45.452	1:45.505	0.053
4	14	KENNEDY	26.890	14	KENNEDY	52.007	14	KENNEDY	29.575	4	14	KENNEDY	1:48.472	1:48.472	0.000
5	5	KENNEDY	27.079	5	KENNEDY	52.752	118	COOPER	29.712	5	5	KENNEDY	1:49.885	1:50.255	0.370
6	19	COATES	27.406	118	COOPER	52.794	77	NUTT	29.853	6	118	COOPER	1:49.947	1:50.161	0.214
7	118	COOPER	27.441	19	COATES	53.276	5	KENNEDY	30.054	7	19	COATES	1:50.785	1:50.785	0.000
8	69	SHOESMITH	27.751	34	WILSON	53.851	19	COATES	30.103	8	69	SHOESMITH	1:52.052	1:52.128	0.076
9	77	NUTT	27.893	69	SHOESMITH	53.895	34	WILSON	30.159	9	34	WILSON	1:52.172	1:56.922	4.750
10	34	WILSON	28.162	3	BISHOP	54.199	69	SHOESMITH	30.406	10	77	NUTT	1:52.262	1:52.645	0.383
11	3	BISHOP	28.394	77	NUTT	54.516	3	BISHOP	31.715	11	3	BISHOP	1:54.308	1:57.540	3.232
12	94	SALINGER	28.481	94	SALINGER	55.505	98	KENTISH	31.765	12	94	SALINGER	1:55.792	1:58.876	3.084
13	33	NEEVES	28.679	98	KENTISH	56.102	94	SALINGER	31.806	13	98	KENTISH	1:56.576	1:56.576	0.000
14	98	KENTISH	28.709	74	GARSDIE	57.320	74	GARSDIE	32.297	14	74	GARSDIE	1:58.388	1:58.416	0.028
15	74	GARSDIE	28.771	33	NEEVES	57.374	33	NEEVES	32.359	15	33	NEEVES	1:58.412	1:58.945	0.533
16	49	RAINFORD	30.075	49	RAINFORD	58.084	49	RAINFORD	32.792	16	49	RAINFORD	2:00.951	2:00.951	0.000
17	15	WILSON		15	WILSON	1:05.459	15	WILSON		17	15	WILSON			

Perfect Lap	1:44.039
-------------	----------

MCRCB BULLETIN TK074

2008 Henderson Yamaha R1 Cup QUALIFYING - CLASSIFICATION

POS	NO	CL	NAME	ENTRY	TIME	ON	LAPS	GAP	DIFF	MPH
1	10		Jon KIRKHAM	Yamaha - Jon Kirkham Racing	1:39.884	5	11			97.02
2	19		Adrian COATES	Yamaha - Stoneyford Concrete	1:41.024	4	13	1.140	1.140	95.93
3	77		Marty NUTT	Yamaha - Double M Racing / NuttTravel.com	1:41.028	10	12	1.144	0.004	95.92
4	2		Gary MASON	Yamaha - VTune/ Airmax/ Tamworth Yamaha	1:41.054	4	13	1.170	0.026	95.90
5	15		Ben WILSON	Yamaha - Ben-Wilson-Racing.com	1:41.370	12	13	1.486	0.316	95.60
6	118		Richard COOPER	Yamaha - Co-Ordit Racing	1:41.659	11	12	1.775	0.289	95.33
7	11		Sam WARREN	Yamaha - Mission Racing	1:41.886	13	13	2.002	0.227	95.11
8	14		Jack KENNEDY	Yamaha - JK Racing	1:42.704	12	13	2.820	0.818	94.36
9	5		Robert KENNEDY	Yamaha - PMD Racing	1:43.288	12	13	3.404	0.584	93.82
10	34		Stu WILSON	Yamaha - Wilhall Yamaha	1:43.831	9	13	3.947	0.543	93.33
11	69		Paul SHOESMITH	Yamaha - Ice Valley	1:44.970	10	14	5.086	1.139	92.32
12	3		Charlie BISHOP	Yamaha - Team Phoenix / PBM	1:46.693	11	12	6.809	1.723	90.83
13	33		Michael NEEVES	Yamaha - Team MCN	1:46.834	11	13	6.950	0.141	90.71
14	94		Yaron SALINGER	Yamaha - DART	1:47.636	9	11	7.752	0.802	90.03
15	98		Kyle KENTISH	Yamaha - Deadline Racing	1:47.808	11	11	7.924	0.172	89.89
16	49		Tony RAINFORD	Yamaha -	1:48.748	11	12	8.864	0.940	89.11

QUALIFICATION MAXIMA (110% of 1:39.884) = 1:49.872

DNQ	74		Neal GARSIDE	Yamaha - Buckingham Group	1:51.794	12	14	11.910	3.046	86.68
-----	----	--	--------------	---------------------------	----------	----	----	--------	-------	-------

Weather / Track : Cloudy / Dry

These results are provisional until the conclusion of any judicial and technical matters.

Oulton Park International
Circuit Length = 2.6920 miles
Start: 17:50 End: 18:18

Race Director :

Stewards :

Timekeeper :

MCRCB BULLETIN TK075

2008 Henderson Yamaha R1 Cup

QUALIFYING - SECTOR ANALYSIS

2	Gary MASON VTune/ Airmax/ Tamworth Yamaha									
1 -	Out 135.8	52.941 125.9	28.760 133.7	1:47.361	8 -	24.951 148.1	49.194 128.1	27.991 136.1	1:42.136	
2 -	25.458 146.8	49.454 128.6	27.967 137.5	1:42.879	9 -	25.104 146.8	49.070 128.3	28.097 135.0	1:42.271	
3 -	25.041 147.8	48.908 128.1	27.678 136.7	1:41.627	10 -	32.698 81.2	59.565 116.7	28.778 135.0	2:01.041	
4 -	24.912 148.5	48.549 129.8	27.593 135.3	1:41.054	11 -	24.964 146.8	48.871 127.1	27.706 135.8	1:41.541	
5 -	24.959 146.8	50.793 112.6	In	1:54.084 P	12 -	24.854 147.2	48.504 127.1	27.773 135.8	1:41.131	
6 -	Out 144.3	51.227 124.3	28.344 135.3	4:23.266	13 -	24.947 147.2	48.664 124.5	27.716 136.1	1:41.327	
7 -	25.303 146.5	50.340 128.3	27.947 135.6	1:43.590						
3	Charlie BISHOP Team Phoenix / PBM									
1 -	Out 134.5	54.929 117.5	30.957 131.6	1:51.698	7 -	26.683 142.5	52.311 117.7	29.930 129.5	1:48.924	
2 -	26.933 144.0	52.746 118.4	30.179 131.3	1:49.858	8 -	26.776 143.4	51.994 116.9	29.885 131.6	1:48.655	
3 -	26.925 144.0	52.328 119.2	30.116 130.1	1:49.369	9 -	26.691 140.4	58.488 102.6	In	2:08.189 P	
4 -	27.173 140.1	53.836 108.4	In	2:02.814 P	10 -	Out 144.6	52.317 127.4	29.624 129.8	4:37.167	
5 -	Out 144.3	52.479 119.0	30.076 129.5	3:13.163	11 -	26.205 146.8	51.036 119.4	29.452 132.1	1:46.693	
6 -	26.961 144.3	52.112 119.0	30.002 128.6	1:49.075	12 -	26.958 145.6	51.694 118.8	29.513 131.6	1:48.165	
5	Robert KENNEDY PMD Racing									
1 -	Out 134.2	56.398 119.0	29.765 127.8	1:53.911	8 -	25.383 141.9	49.725 123.4	28.506 128.1	1:43.614	
2 -	25.998 146.5	50.768 122.0	29.166 130.1	1:45.932	9 -	25.372 145.6	50.001 122.0	28.435 129.3	1:43.808	
3 -	26.316 142.2	51.000 122.0	29.121 129.5	1:46.437	10 -	26.612 137.8	49.751 124.0	28.634 131.6	1:44.997	
4 -	27.364 124.0	55.989 120.1	29.200 132.4	1:52.553	11 -	25.301 144.3	49.911 125.2	28.786 129.5	1:43.998	
5 -	25.649 142.5	50.118 121.8	28.836 129.5	1:44.603	12 -	24.986 144.9	50.063 125.2	28.239 132.9	1:43.288	
6 -	26.874 134.5	53.120 119.2	In	1:54.737 P	13 -	25.539 141.3	52.664 122.9	28.408 130.1	1:46.611	
7 -	Out 130.1	53.668 119.0	28.798 132.9	4:40.828						
10	Jon KIRKHAM Jon Kirkham Racing									
1 -	Out 138.7	52.242 122.9	29.056 133.1	1:46.655	7 -	24.708 145.9	48.358 126.6	27.556 133.9	1:40.622	
2 -	25.037 147.5	49.243 126.6	27.793 133.1	1:42.073	8 -	24.589 144.6	48.201 127.1	27.628 133.9	1:40.418	
3 -	24.700 145.9	48.244 126.9	27.660 134.5	1:40.604	9 -	24.583 146.8	50.691 125.7	28.166 133.9	1:43.440	
4 -	24.625 145.9	48.377 127.3	27.579 134.8	1:40.581	10 -	24.548 145.9	48.218 127.3	27.791 133.4	1:40.557	
5 -	24.444 145.9	47.964 127.6	27.476 133.9	1:39.884	11 -	27.548 90.1	52.819 108.2	In	1:58.343 P	
6 -	24.778 145.3	48.734 127.1	27.899 130.3	1:41.411						
11	Sam WARREN Mission Racing									
1 -	Out 136.1	52.691 124.0	29.027 133.1	1:47.516	8 -	Out 139.8	1:02.464 67.1	32.661 131.3	3:59.971	
2 -	25.748 145.9	49.814 124.7	28.034 135.0	1:43.596	9 -	26.732 138.4	49.443 123.8	28.177 133.4	1:44.352	
3 -	25.110 146.2	49.420 126.1	27.881 134.2	1:42.411	10 -	25.111 144.9	50.104 125.7	28.228 132.6	1:43.443	
4 -	25.603 143.1	49.564 126.1	28.418 133.7	1:43.585	11 -	25.080 145.6	49.166 124.5	28.062 132.9	1:42.308	
5 -	25.175 144.6	49.464 126.4	28.283 132.9	1:42.922	12 -	25.027 147.8	48.734 125.9	28.416 134.2	1:42.177	
6 -	25.097 146.5	49.283 124.7	27.916 132.6	1:42.296	13 -	24.927 147.5	48.843 126.4	28.116 132.4	1:41.886	
7 -	33.869 97.1	55.729 115.9	In	2:08.812 P						
14	Jack KENNEDY JK Racing									
1 -	Out 136.7	54.387 122.5	29.765 137.2	1:49.474	8 -	25.415 142.8	51.922 125.0	In	1:54.159 P	
2 -	26.012 144.6	49.844 126.9	28.304 135.3	1:44.160	9 -	Out 137.0	53.077 126.1	28.218 136.1	5:02.459	
3 -	25.290 145.9	50.432 122.7	28.318 133.4	1:44.040	10 -	26.122 143.4	49.056 125.7	28.222 129.8	1:43.400	
4 -	25.078 146.8	49.717 124.5	28.487 134.8	1:43.282	11 -	25.201 144.3	49.556 123.1	28.269 134.8	1:43.026	
5 -	25.302 145.6	49.668 122.9	28.305 134.2	1:43.275	12 -	25.114 145.6	49.206 125.4	28.384 135.0	1:42.704	
6 -	25.178 146.5	49.678 124.3	28.304 135.8	1:43.160	13 -	24.995 146.5	49.476 123.6	28.416 132.9	1:42.887	
7 -	25.411 144.6	49.583 123.4	28.517 133.4	1:43.511						
15	Ben WILSON Ben-Wilson-Racing.com									
1 -	Out 139.5	52.319 121.8	28.891 134.5	1:47.013	8 -	24.780 144.9	48.853 125.0	27.793 135.0	1:41.426	
2 -	25.243 146.2	49.731 125.0	28.088 134.8	1:43.062	9 -	24.978 143.4	48.726 124.7	27.852 135.0	1:41.556	
3 -	24.984 146.2	48.581 127.1	27.913 135.6	1:41.478	10 -	26.450 142.8	52.223 113.9	In	1:55.263 P	
4 -	24.966 145.3	48.650 126.9	27.859 135.6	1:41.475	11 -	140.7	52.067 123.8	28.572 134.8	2:41.160	
5 -	25.079 142.8	52.557 110.0	In	1:56.977 P	12 -	24.873 145.9	48.675 126.1	27.822 136.1	1:41.370	
6 -	Out 127.8	53.541 117.9	29.022 134.5	3:43.553	13 -	24.728 146.5	48.680 122.7	28.797 134.8	1:42.205	
7 -	25.267 145.3	48.816 126.1	27.766 135.3	1:41.849						
19	Adrian COATES Stoneyford Concrete									
1 -	Out 138.7	52.292 123.6	29.112 133.9	1:46.545	8 -	29.356 141.0	50.737 126.4	In	1:54.552 P	

Oulton Park International
Circuit Length = 2.6920 miles
Start: 17:50 End: 18:18

Weather / Track : Cloudy / Dry

MCRCB BULLETIN TK075

2008 Henderson Yamaha R1 Cup

QUALIFYING - SECTOR ANALYSIS

2 -	25.129	148.1	49.656	123.8	28.147	136.7	1:42.932	9 -	Out	142.8	49.984	127.8	27.959	135.0	3:17.381
3 -	24.920	146.8	48.980	126.9	27.846	135.0	1:41.746	10 -	24.824	143.1	52.587	112.4	30.850	131.3	1:48.261
4 -	24.820	147.2	48.631	126.4	27.573	136.1	1:41.024	11 -	25.199	145.6	49.283	126.1	27.819	135.3	1:42.301
5 -	24.903	139.2	52.023	101.8	In		1:55.295 P	12 -	24.682	146.5	48.920	125.2	28.022	136.1	1:41.624
6 -	Out	144.0	50.706	122.7	28.278	135.6	3:29.150	13 -	24.750	147.5	49.795	124.3	28.374	131.8	1:42.919
7 -	24.829	147.5	48.944	126.1	28.244	135.8	1:42.017								
33	Michael NEEVES Team MCN														
1 -	Out	112.4	57.933	109.5	31.063	126.6	2:01.930	8 -	26.435	141.0	51.572	118.6	29.744	129.0	1:47.751
2 -	26.733	134.8	54.577	107.4	31.485	123.6	1:52.795	9 -	27.996	87.4	57.163	105.4	In		2:04.601 P
3 -	27.052	134.8	52.755	116.3	30.080	127.8	1:49.887	10 -	Out	128.3	52.833	116.5	29.939	128.6	2:42.695
4 -	26.449	139.5	51.919	117.5	30.103	128.8	1:48.471	11 -	26.278	140.1	51.251	120.9	29.305	129.8	1:46.834
5 -	26.570	140.7	52.300	116.1	29.923	128.6	1:48.793	12 -	26.201	140.1	51.805	120.5	29.754	129.3	1:47.760
6 -	30.621	125.4	55.464	116.5	30.729	127.6	1:56.814	13 -	26.383	138.7	51.788	119.8	29.685	128.3	1:47.856
7 -	26.313	137.8	53.431	119.2	29.896	128.6	1:49.640								
34	Stu WILSON Wilhall Yamaha														
1 -	Out	130.1	53.621	123.4	29.060	131.8	1:48.837	8 -	25.612	140.4	50.176	122.9	28.667	131.6	1:44.455
2 -	25.777	141.6	51.029	123.6	28.946	132.1	1:45.752	9 -	25.550	140.4	49.938	124.0	28.343	132.4	1:43.831
3 -	25.916	141.0	50.750	124.0	28.956	132.4	1:45.622	10 -	25.550	140.1	51.510	122.9	28.605	131.3	1:45.665
4 -	25.582	141.6	50.749	123.8	In		1:49.835 P	11 -	32.374	115.5	54.376	111.5	In		2:02.193 P
5 -	Out	139.2	51.707	122.5	29.251	131.1	4:07.521	12 -	Out	140.7	51.075	123.6	28.435	134.5	2:41.419
6 -	25.719	141.9	50.852	122.2	28.548	131.3	1:45.119	13 -	26.125	140.4	50.746	123.6	28.420	130.8	1:45.291
7 -	27.281	139.5	50.699	122.7	28.537	131.6	1:46.517								
49	Tony RAINFORD														
1 -	Out	123.1	1:00.271	105.4	31.844	126.6	1:59.400	7 -	27.462	131.1	53.766	113.4	30.122	127.6	1:51.350
2 -	27.717	129.6	54.785	114.1	30.374	127.1	1:52.876	8 -	27.663	118.4	1:03.782	83.1	In		2:17.540 P
3 -	27.028	133.2	53.612	116.3	29.829	127.6	1:50.469	9 -	Out	128.1	54.287	116.3	29.784	128.8	3:42.022
4 -	26.990	133.2	53.930	113.9	29.913	127.8	1:50.833	10 -	27.448	124.3	53.727	114.3	30.042	128.6	1:51.217
5 -	27.089	131.6	53.196	116.7	29.576	128.6	1:49.861	11 -	26.948	135.3	52.313	117.3	29.487	130.6	1:48.748
6 -	27.302	132.1	53.510	113.7	29.747	128.6	1:50.559	12 -	26.965	134.8	53.033	117.9	29.757	128.1	1:49.755
69	Paul SHOESMITH Ice Valley														
1 -	Out	132.1	55.431	123.4	29.766	135.3	1:50.740	8 -	30.993	78.7	1:01.903	95.5	33.360	133.7	2:06.256
2 -	26.013	141.3	51.045	124.5	28.939	134.2	1:45.997	9 -	25.939	143.7	50.969	123.4	28.885	131.8	1:45.793
3 -	25.956	142.2	50.908	122.2	28.738	133.4	1:45.602	10 -	25.702	144.9	50.431	120.7	28.837	131.3	1:44.970
4 -	26.253	141.6	50.847	124.0	29.056	132.1	1:46.156	11 -	30.759	92.7	1:02.542	91.6	31.591	132.6	2:04.892
5 -	25.963	143.4	51.038	120.9	28.979	133.1	1:45.980	12 -	25.977	142.2	50.785	121.1	28.862	131.6	1:45.624
6 -	25.809	144.6	50.872	122.2	28.980	133.9	1:45.661	13 -	29.440	113.0	57.786	103.1	29.605	132.4	1:56.831
7 -	25.788	142.8	50.987	124.7	29.008	132.9	1:45.783	14 -	25.607	145.9	50.825	121.6	28.685	131.1	1:45.117
74	Neal GARSIDE Buckingham Group														
1 -	Out	125.9	1:00.553	105.8	32.981	124.7	2:01.082	8 -	27.630	135.0	54.822	114.1	30.692	124.7	1:53.144
2 -	28.856	132.4	55.933	110.4	31.847	125.7	1:56.636	9 -	27.543	138.4	53.906	114.7	31.240	123.8	1:52.689
3 -	28.020	131.8	55.772	108.6	31.291	123.1	1:55.083	10 -	27.202	136.4	53.973	114.7	31.039	123.8	1:52.214
4 -	27.822	131.8	55.062	111.1	31.074	124.3	1:53.958	11 -	28.445	101.8	55.115	114.3	31.044	121.8	1:54.604
5 -	27.649	138.1	54.597	114.7	30.881	123.4	1:53.127	12 -	27.399	136.7	53.831	115.3	30.564	126.1	1:51.794
6 -	27.565	137.0	54.622	113.0	30.616	124.5	1:52.803	13 -	27.298	138.4	54.109	113.0	30.723	122.7	1:52.130
7 -	28.179	135.0	54.625	112.6	31.122	122.9	1:53.926	14 -	27.405	131.1	54.238	113.9	30.469	125.2	1:52.112
77	Marty NUTT Double M Racing / NuttTravel.com														
1 -	Out	114.3	57.028	121.4	29.642	131.8	1:58.868	7 -	Out	109.5	58.288	70.8	35.496	131.3	5:59.320
2 -	25.655	146.8	50.818	125.4	28.471	127.6	1:44.944	8 -	25.771	135.3	51.931	115.9	28.474	133.1	1:46.176
3 -	25.317	147.8	49.605	125.2	28.781	134.8	1:43.703	9 -	24.854	147.2	48.934	127.1	27.645	134.8	1:41.433
4 -	25.113	147.8	49.651	126.4	27.904	132.9	1:42.668	10 -	24.904	147.2	48.518	126.1	27.606	134.8	1:41.028
5 -	24.782	147.8	49.261	126.4	27.971	134.2	1:42.014	11 -	26.522	129.6	54.973	126.6	28.013	134.2	1:49.508
6 -	26.488	128.3	54.654	111.1	In		1:58.731 P	12 -	24.674	145.9	48.670	126.9	29.543	130.6	1:42.887
94	Yaron SALINGER DART														
1 -	Out	131.1	56.169	117.3	31.565	120.5	1:54.001	7 -	26.620	134.8	51.893	119.6	30.164	122.5	1:48.677
2 -	26.776	136.7	53.130	119.6	30.560	126.9	1:50.466	8 -	26.395	127.1	52.084	118.6	30.390	128.3	1:48.869
3 -	26.710	129.8	53.238	116.9	30.230	127.6	1:50.178	9 -	25.965	138.1	51.791	115.7	29.880	127.8	1:47.636
4 -	26.274	130.3	52.671	119.8	30.236	127.6	1:49.181	10 -	27.993	83.5	1:10.445	102.1	In		2:21.759 P

Oulton Park International
Circuit Length = 2.6920 miles
Start: 17:50 End: 18:18

Weather / Track : Cloudy / Dry

MCRCB BULLETIN TK075

2008 Henderson Yamaha R1 Cup

QUALIFYING - SECTOR ANALYSIS

5 -	26.570	131.3	52.504	<i>119.8</i>	In	1:56.941 P	11 -	Out	125.2	54.839	111.1	In	3:02.487 P		
6 -	Out	131.6	53.035	119.2	29.951	127.1	3:52.714								
98	Kyle KENTISH												Deadline Racing		
1 -	Out	134.5	56.770	110.7	30.781	124.7	1:54.152	7 -	28.528	113.7	1:14.748	105.5	In	2:21.338 P	
2 -	27.237	139.8	54.765	117.7	30.125	129.3	1:52.127	8 -	Out	127.6	54.019	119.4	30.328	130.8	4:45.991
3 -	26.872	137.2	53.034	117.5	29.844	<i>132.1</i>	1:49.750	9 -	26.552	140.4	53.138	120.9	29.648	<i>132.1</i>	1:49.338
4 -	26.516	137.0	52.592	118.8	30.100	129.5	1:49.208	10 -	<i>26.160</i>	143.4	52.212	<i>127.8</i>	29.649	128.8	1:48.021
5 -	26.686	135.6	52.605	118.1	30.148	131.6	1:49.439	11 -	26.324	<i>144.3</i>	<i>52.001</i>	119.2	<i>29.483</i>	131.3	<i>1:47.808</i>
6 -	26.406	138.9	52.625	119.4	30.023	128.8	1:49.054								
118	Richard COOPER												Co-Ordit Racing		
1 -	Out	132.6	53.790	124.7	29.358	136.4	1:49.418	7 -	25.030	147.2	49.305	127.3	28.053	136.7	1:42.388
2 -	25.597	145.9	50.049	127.3	28.066	<i>138.1</i>	1:43.712	8 -	25.800	<i>149.1</i>	49.284	<i>128.3</i>	27.948	137.0	1:43.032
3 -	25.450	147.2	49.602	127.3	28.101	135.3	1:43.153	9 -	27.856	116.1	57.577	114.7	In	2:00.850 P	
4 -	25.174	144.9	51.481	125.9	In		1:51.107 P	10 -	Out	60.6	1:03.451	125.2	27.926	137.0	2:22.976
5 -	Out	60.7	1:05.018	126.6	28.301	137.5	6:01.814	11 -	24.938	<i>149.1</i>	<i>49.023</i>	127.6	<i>27.698</i>	136.7	<i>1:41.659</i>
6 -	25.149	<i>149.1</i>	49.552	126.9	28.055	136.4	1:42.756	12 -	<i>24.830</i>	148.5	49.395	125.0	27.945	<i>138.1</i>	1:42.170

MCRCB BULLETIN TK076

2008 Henderson Yamaha R1 Cup QUALIFYING - SPEED TRAPS

SECTOR 1				SECTOR 2			FINISH LINE		
POS	NO	NAME	MPH	NO	NAME	MPH	NO	NAME	MPH
1	118	Richard COOPER	149.1	2	Gary MASON	129.8	118	Richard COOPER	138.1
2	2	Gary MASON	148.5	118	Richard COOPER	128.3	2	Gary MASON	137.5
3	19	Adrian COATES	148.1	19	Adrian COATES	127.8	14	Jack KENNEDY	137.2
4	11	Sam WARREN	147.8	10	Jon KIRKHAM	127.6	19	Adrian COATES	136.7
5	77	Marty NUTT	147.8	15	Ben WILSON	127.1	15	Ben WILSON	136.1
6	10	Jon KIRKHAM	147.5	77	Marty NUTT	127.1	69	Paul SHOESMITH	135.3
7	3	Charlie BISHOP	146.8	14	Jack KENNEDY	126.9	11	Sam WARREN	135.0
8	14	Jack KENNEDY	146.8	11	Sam WARREN	126.4	10	Jon KIRKHAM	134.8
9	5	Robert KENNEDY	146.5	5	Robert KENNEDY	125.2	77	Marty NUTT	134.8
10	15	Ben WILSON	146.5	69	Paul SHOESMITH	124.7	34	Stu WILSON	134.5
11	69	Paul SHOESMITH	145.9	34	Stu WILSON	124.0	5	Robert KENNEDY	132.9
12	98	Kyle KENTISH	144.3	98	Kyle KENTISH	121.8	3	Charlie BISHOP	132.1
13	34	Stu WILSON	141.9	3	Charlie BISHOP	121.4	98	Kyle KENTISH	132.1
14	33	Michael NEEVES	141.0	33	Michael NEEVES	120.9	49	Tony RAINFORD	130.6
15	74	Neal GARSIDE	138.4	94	Yaron SALINGER	119.8	33	Michael NEEVES	129.8
16	94	Yaron SALINGER	138.1	49	Tony RAINFORD	117.9	94	Yaron SALINGER	128.3
17	49	Tony RAINFORD	135.3	74	Neal GARSIDE	115.3	74	Neal GARSIDE	126.1

Weather / Track : Cloudy / Dry

www.tsl-timing.com

Oulton Park International
Circuit Length = 2.6920 miles
Start: 17:50 End: 18:18

Printed - 18.20 Saturday, 19 July 2008

MCRCB BULLETIN TK077

2008 Henderson Yamaha R1 Cup QUALIFYING - BEST SECTOR TIMES


SECTOR 1			SECTOR 2			SECTOR 3			IDEAL / BEST COMPARISON						
POS	NO	NAME	TIME	NO	NAME	TIME	NO	NAME	TIME	POS	NO	NAME	IDEAL	BEST	DIFF
1	10	KIRKHAM	24.444	10	KIRKHAM	47.964	10	KIRKHAM	27.476	1	10	KIRKHAM	1:39.884	1:39.884	0.000
2	77	NUTT	24.674	2	MASON	48.504	19	COATES	27.573	2	77	NUTT	1:40.798	1:41.028	0.230
3	19	COATES	24.682	77	NUTT	48.518	2	MASON	27.593	3	19	COATES	1:40.886	1:41.024	0.138
4	15	WILSON	24.728	15	WILSON	48.581	77	NUTT	27.606	4	2	MASON	1:40.951	1:41.054	0.103
5	118	COOPER	24.830	19	COATES	48.631	118	COOPER	27.698	5	15	WILSON	1:41.075	1:41.370	0.295
6	2	MASON	24.854	11	WARREN	48.734	15	WILSON	27.766	6	11	WARREN	1:41.542	1:41.886	0.344
7	11	WARREN	24.927	118	COOPER	49.023	11	WARREN	27.881	7	118	COOPER	1:41.551	1:41.659	0.108
8	5	KENNEDY	24.986	14	KENNEDY	49.056	14	KENNEDY	28.218	8	14	KENNEDY	1:42.269	1:42.704	0.435
9	14	KENNEDY	24.995	5	KENNEDY	49.725	5	KENNEDY	28.239	9	5	KENNEDY	1:42.950	1:43.288	0.338
10	34	WILSON	25.550	34	WILSON	49.938	34	WILSON	28.343	10	34	WILSON	1:43.831	1:43.831	0.000
11	69	SHOESMITH	25.607	69	SHOESMITH	50.431	69	SHOESMITH	28.685	11	69	SHOESMITH	1:44.723	1:44.970	0.247
12	94	SALINGER	25.965	3	BISHOP	51.036	33	NEEVES	29.305	12	3	BISHOP	1:46.693	1:46.693	0.000
13	98	KENTISH	26.160	33	NEEVES	51.251	3	BISHOP	29.452	13	33	NEEVES	1:46.757	1:46.834	0.077
14	33	NEEVES	26.201	94	SALINGER	51.791	98	KENTISH	29.483	14	94	SALINGER	1:47.636	1:47.636	0.000
15	3	BISHOP	26.205	98	KENTISH	52.001	49	RAINFORD	29.487	15	98	KENTISH	1:47.644	1:47.808	0.164
16	49	RAINFORD	26.948	49	RAINFORD	52.313	94	SALINGER	29.880	16	49	RAINFORD	1:48.748	1:48.748	0.000
17	74	GARSDIDE	27.202	74	GARSDIDE	53.831	74	GARSDIDE	30.469	17	74	GARSDIDE	1:51.502	1:51.794	0.292
											Perfect Lap		1:39.884		

MCRCB BULLETIN TK078

2008 Henderson Yamaha R1 Cup

RACE 4 - PROVISIONAL GRID

ROW 5				1:51.794 74 Neal GARSIDE
ROW 4	1:48.748 49 Tony RAINFORD	1:47.808 98 Kyle KENTISH	1:47.636 94 Yaron SALINGER	1:46.834 33 Michael NEEVES
ROW 3	1:46.693 3 Charlie BISHOP	1:44.970 69 Paul SHOESMITH	1:43.831 34 Stu WILSON	1:43.288 5 Robert KENNEDY
ROW 2	1:42.704 14 Jack KENNEDY	1:41.886 11 Sam WARREN	1:41.659 118 Richard COOPER	1:41.370 15 Ben WILSON
ROW 1	1:41.054 2 Gary MASON	1:41.028 77 Marty NUTT	1:41.024 19 Adrian COATES	1:39.884 10 Jon KIRKHAM
Pole				



Oulton Park International
Circuit Length = 2.6920 miles

Race Director :

Stewards :

Timekeeper :

MCRCB BULLETIN TK083

2008 Henderson Yamaha R1 Cup WARM-UP - CLASSIFICATION

POS	NO	CL	NAME	ENTRY	TIME	ON	LAPS	GAP	DIFF	MPH
1	118		Richard COOPER	Yamaha - Co-Ordit Racing	1:42.469	5	5			94.57
2	5		Robert KENNEDY	Yamaha - PMD Racing	1:51.560	2	4	9.091	9.091	86.87
3	3		Charlie BISHOP	Yamaha - Team Phoenix / PBM		0	2			
4	11		Sam WARREN	Yamaha - Mission Racing		0	2			
5	14		Jack KENNEDY	Yamaha - JK Racing		0	2			
6	15		Ben WILSON	Yamaha - Ben-Wilson-Racing.com		0	2			
7	19		Adrian COATES	Yamaha - Stoneyford Concrete		0	2			
8	33		Michael NEEVES	Yamaha - Team MCN		0	2			
9	34		Stu WILSON	Yamaha - Wilhall Yamaha		0	2			
10	69		Paul SHOESMITH	Yamaha - Ice Valley		0	2			
11	74		Neal GARSIDE	Yamaha - Buckingham Group		0	2			
12	77		Marty NUTT	Yamaha - Double M Racing / NuttTravel.com		0	2			
13	94		Yaron SALINGER	Yamaha - DART		0	2			
14	98		Kyle KENTISH	Yamaha - Deadline Racing		0	2			
15	2		Gary MASON	Yamaha - VTune/ Airmax/ Tamworth Yamaha		0	1			

Weather / Track : Cloudy / Dry

These results are provisional until the conclusion of any judicial and technical matters.

Oulton Park International
Circuit Length = 2.6920 miles
Start: 12:22 End: 12:32

Race Director :

Stewards :

Timekeeper :

MCRCB BULLETIN TK084

2008 Henderson Yamaha R1 Cup WARM-UP - SECTOR ANALYSIS

2	Gary MASON	VTune/ Airmax/ Tamworth Yamaha														
1 -	Out	131.3	55.731	120.7	In	2:02.943 P										
3	Charlie BISHOP	Team Phoenix / PBM														
1 -	Out	127.1	55.146	113.7	30.453	127.8	1:54.307	2 -	28.270	111.7	1:01.759	82.7	In	2:17.225 P		
5	Robert KENNEDY	PMD Racing														
1 -	Out	130.3	55.138	122.7	29.681	131.1	1:51.593	3 -	35.934	98.1	1:07.591	95.1	In	2:21.427 P		
2 -		26.053	141.9	51.329	108.1	34.178	97.8	1:51.560	4 -	Out	143.7	50.808	124.3	28.407	132.1	2:52.389
11	Sam WARREN	Mission Racing														
1 -	Out	125.2	56.159	120.3	30.320	124.0	1:54.560	2 -	26.873	139.2	59.523	93.6	In	2:13.100 P		
14	Jack KENNEDY	JK Racing														
1 -	Out	137.0	52.221	124.5	28.793	135.0	1:48.528	2 -	26.087	143.7	55.546	98.1	In	2:05.533 P		
15	Ben WILSON	Ben-Wilson-Racing.com														
1 -	Out	101.4	1:04.435	121.6	28.990	133.1	2:11.911	2 -	26.051	116.1	1:06.612	87.4	In	2:13.729 P		
19	Adrian COATES	Stoneyford Concrete														
1 -	Out	126.1	53.882	118.6	29.013	134.8	1:53.673	2 -	25.590	146.2	53.272	98.5	In	2:06.003 P		
33	Michael NEEVES	Team MCN														
1 -	Out	125.4	56.923	113.6	30.768	124.5	1:55.536	2 -	27.409	135.0	56.423	95.6	In	2:10.879 P		
34	Stu WILSON	Wilhall Yamaha														
1 -	Out	125.7	55.760	122.5	29.464	130.8	1:52.594	2 -	26.615	137.5	54.575	102.3	In	2:05.487 P		
69	Paul SHOESMITH	Ice Valley														
1 -	Out	141.0	52.621	123.1	29.208	134.5	1:47.460	2 -	25.828	142.8	50.720	122.7	In	1:54.182 P		
74	Neal GARSIDE	Buckingham Group														
1 -	Out	125.9	57.242	112.0	31.035	124.0	1:56.529	2 -	28.158	132.9	57.024	100.2	In	2:05.416 P		
77	Marty NUTT	Double M Racing / NuttTravel.com														
1 -	Out	119.8	57.659	113.0	30.363	125.9	1:59.279	2 -	26.458	137.8	56.278	112.6	In	2:06.957 P		
94	Yaron SALINGER	DART														
1 -	Out	120.1	56.495	117.3	31.040	123.6	1:58.494	2 -	27.251	131.3	55.215	114.3	In	2:01.004 P		
98	Kyle KENTISH	Deadline Racing														
1 -	Out	125.4	57.075	113.6	30.871	128.3	1:58.324	2 -	27.090	129.1	1:00.351	109.5	In	2:07.499 P		
118	Richard COOPER	Co-Ordit Racing														
1 -	Out	138.4	51.624	121.8	28.717	136.1	1:46.330	4 -	28.246	135.8	53.877	124.7	28.531	136.7	1:50.654	
2 -		25.284	145.3	49.558	124.5	29.209	136.1	1:44.051	5 -	25.125	147.5	49.438	126.4	27.906	136.7	1:42.469
3 -		32.288	122.5	1:03.098	103.1	33.209	125.0	2:08.595								

MCRCB BULLETIN TK085

2008 Henderson Yamaha R1 Cup WARM-UP - SPEED TRAPS

SECTOR 1				SECTOR 2			FINISH LINE			
POS	NO	NAME	MPH	NO	NAME	MPH	NO	NAME	MPH	
1	118	Richard COOPER	147.5	118	Richard COOPER	126.4	118	Richard COOPER	136.7	
2	19	Adrian COATES	146.2	14	Jack KENNEDY	124.5	14	Jack KENNEDY	135.0	
3	5	Robert KENNEDY	143.7	5	Robert KENNEDY	124.3	19	Adrian COATES	134.8	
4	14	Jack KENNEDY	143.7	69	Paul SHOESMITH	123.1	69	Paul SHOESMITH	134.5	
5	69	Paul SHOESMITH	142.8	34	Stu WILSON	122.5	15	Ben WILSON	133.1	
6	11	Sam WARREN	139.2	15	Ben WILSON	121.6	5	Robert KENNEDY	132.1	
7	77	Marty NUTT	137.8	2	Gary MASON	120.7	34	Stu WILSON	130.8	
8	34	Stu WILSON	137.5	11	Sam WARREN	120.3	98	Kyle KENTISH	128.3	
9	33	Michael NEEVES	135.0	19	Adrian COATES	118.6	3	Charlie BISHOP	127.8	
10	74	Neal GARSIDE	132.9	94	Yaron SALINGER	117.3	77	Marty NUTT	125.9	
11	2	Gary MASON	131.3	3	Charlie BISHOP	113.7	33	Michael NEEVES	124.5	
12	94	Yaron SALINGER	131.3	33	Michael NEEVES	113.6	11	Sam WARREN	124.0	
13	98	Kyle KENTISH	129.1	98	Kyle KENTISH	113.6	74	Neal GARSIDE	124.0	
14	3	Charlie BISHOP	127.1	77	Marty NUTT	113.0	94	Yaron SALINGER	123.6	
15	15	Ben WILSON	116.1	74	Neal GARSIDE	112.0				

Weather / Track : Cloudy / Dry

www.tsl-timing.com

Oulton Park International
Circuit Length = 2.6920 miles
Start: 12:22 End: 12:32

Printed - 12:33 Sunday, 20 July 2008

MCRCB BULLETIN TK086


2008 Henderson Yamaha R1 Cup WARM-UP - BEST SECTOR TIMES

SECTOR 1			SECTOR 2			SECTOR 3			IDEAL / BEST COMPARISON						
POS	NO	NAME	TIME	NO	NAME	TIME	NO	NAME	TIME	POS	NO	NAME	IDEAL	BEST	DIFF
1	118	COOPER	25.125	118	COOPER	49.438	118	COOPER	27.906	1	118	COOPER	1:42.469	1:42.469	0.000
2	19	COATES	25.590	69	SHOESMITH	50.720	5	KENNEDY	28.407	2	5	KENNEDY	1:45.268	1:51.560	6.292
3	69	SHOESMITH	25.828	5	KENNEDY	50.808	14	KENNEDY	28.793	3	69	SHOESMITH	1:45.756		
4	15	WILSON	26.051	14	KENNEDY	52.221	15	WILSON	28.990	4	14	KENNEDY	1:47.101		
5	5	KENNEDY	26.053	19	COATES	53.272	19	COATES	29.013	5	19	COATES	1:47.875		
6	14	KENNEDY	26.087	34	WILSON	54.575	69	SHOESMITH	29.208	6	34	WILSON	1:50.654		
7	77	NUTT	26.458	3	BISHOP	55.146	34	WILSON	29.464	7	77	NUTT	1:53.099		
8	34	WILSON	26.615	94	SALINGER	55.215	11	WARREN	30.320	8	11	WARREN	1:53.352		
9	11	WARREN	26.873	2	MASON	55.731	77	NUTT	30.363	9	94	SALINGER	1:53.506		
10	98	KENTISH	27.090	11	WARREN	56.159	3	BISHOP	30.453	10	3	BISHOP	1:53.809		
11	94	SALINGER	27.251	77	NUTT	56.278	33	NEEVES	30.768	11	33	NEEVES	1:54.600		
12	33	NEEVES	27.409	33	NEEVES	56.423	98	KENTISH	30.871	12	98	KENTISH	1:55.036		
13	74	GARSDIE	28.158	74	GARSDIE	57.024	74	GARSDIE	31.035	13	74	GARSDIE	1:56.217		
14	3	BISHOP	28.210	98	KENTISH	57.075	94	SALINGER	31.040	14	15	WILSON	1:59.476		
15	2	MASON		15	WILSON	1:04.435	2	MASON		15	2	MASON			
											Perfect Lap		1:42.469		

MCRCB BULLETIN TK087

2008 Henderson Yamaha R1 Cup

RACE 4 - FINAL GRID

ROW 5				1:51.794 74 Neal GARSIDE
ROW 4	1:48.748 49 Tony RAINFORD	1:47.808 98 Kyle KENTISH	1:47.636 94 Yaron SALINGER	1:46.834 33 Michael NEEVES
ROW 3	1:46.693 3 Charlie BISHOP	1:44.970 69 Paul SHOESMITH	1:43.831 34 Stu WILSON	1:43.288 5 Robert KENNEDY
ROW 2	1:42.704 14 Jack KENNEDY	1:41.886 11 Sam WARREN	1:41.659 118 Richard COOPER	1:41.370 15 Ben WILSON
ROW 1	1:41.054 2 Gary MASON	1:41.028 77 Marty NUTT	1:41.024 19 Adrian COATES	1:39.884 10 Jon KIRKHAM
Pole				
				

Oulton Park International
Circuit Length = 2.6920 miles

Race Director :

Stewards :

Timekeeper :

MCRCB BULLETIN TK109

2008 Henderson Yamaha R1 Cup RACE 4 - CLASSIFICATION

POS	NO	CL	NAME	ENTRY	LAPS	TIME	GAP	DIFF	MPH	BEST	ON
1	10		Jon KIRKHAM	Yamaha - Jon Kirkham Racing	12	20:13.318			95.84	1:39.665	2
2	15		Ben WILSON	Yamaha - Ben-Wilson-Racing.com	12	20:15.309	1.991	1.991	95.69	1:40.611	2
3	2		Gary MASON	Yamaha - VTune/ Airmax/ Tamworth Yama	12	20:15.457	2.139	0.148	95.68	1:40.236	11
4	19		Adrian COATES	Yamaha - Stoneyford Concrete	12	20:15.836	2.518	0.379	95.65	1:40.303	11
5	14		Jack KENNEDY	Yamaha - JK Racing	12	20:26.600	13.282	10.764	94.81	1:40.877	3
6	118		Richard COOPER	Yamaha - Co-Ordit Racing	12	20:26.805	13.487	0.205	94.79	1:40.888	3
7	34		Stu WILSON	Yamaha - Wilhall Yamaha	12	21:00.634	47.316	33.829	92.25	1:44.037	2
8	69		Paul SHOESMITH	Yamaha - Ice Valley	12	21:01.042	47.724	0.408	92.22	1:44.094	7
9	3		Charlie BISHOP	Yamaha - Team Phoenix / PBM	12	21:32.360	1:19.042	31.318	89.98	1:46.075	3
10	33		Michael NEEVES	Yamaha - Team MCN	12	21:33.804	1:20.486	1.444	89.88	1:46.779	9
11	49		Tony RAINFORD	Yamaha -	12	21:42.767	1:29.449	8.963	89.26	1:46.857	5
12	74		Neal GARSIDE	Yamaha - Buckingham Group	11	20:20.008	1 lap	1 lap	87.38	1:49.414	10
NOT CLASSIFIED											
DNF	98		Kyle KENTISH	Yamaha - Deadline Racing	8	14:23.244	4 laps	3 laps	89.81	1:46.438	5
DNF	11		Sam WARREN	Yamaha - Mission Racing	7	11:53.278	5 laps	1 lap	95.10	1:40.852	2
DNF	94		Yaron SALINGER	Yamaha - DART	6	10:52.592	6 laps	1 lap	89.10	1:46.879	5
DNF	77		Marty NUTT	Yamaha - Double M Racing / NuttTravel.co	5	8:30.481	7 laps	1 lap	94.92	1:40.838	2
DNF	5		Robert KENNEDY	Yamaha - PMD Racing	0						
FASTEST LAP											
	10		Jon KIRKHAM	Yamaha - Jon Kirkham Racing	2	1:39.665			97.23 mph	156.49 kph	

New Lap Record

Weather / Track : Cloudy / Dry

These results are provisional until the conclusion of any judicial and technical matters.

Oulton Park International
Circuit Length = 2.6920 miles
Start: 14:03 End: 14:25

Race Director :	Stewards :	Timekeeper :
-----------------	------------	--------------

MCRCB BULLETIN TK110

2008 Henderson Yamaha R1 Cup

RACE 4 - LAP CHART

Lap 1			Lap 2			Lap 3			Lap 4			Lap 5		
No	Behind	Laptime	No	Behind	Laptime	No	Behind	Laptime	No	Behind	Laptime	No	Behind	Laptime
10		1:43.819	10		1:39.665	10		1:39.990	10		1:40.578	10		1:40.860
15	1.145	1:44.964	15	2.091	1:40.611	15	2.972	1:40.871	15	3.357	1:40.963	15	3.162	1:40.665
19	1.858	1:45.677	19	3.148	1:40.955	19	4.021	1:40.863	19	4.327	1:40.884	19	4.306	1:40.839
118	1.923	1:45.742	118	3.342	1:41.084	118	4.240	1:40.888	118	4.688	1:41.026	118	5.151	1:41.323
77	2.412	1:46.231	77	3.585	1:40.838	77	4.542	1:40.947	77	4.909	1:40.945	2	5.254	1:41.098
2	2.610	1:46.429	2	3.833	1:40.888	2	4.692	1:40.849	2	5.016	1:40.902	77	5.569	1:41.520
14	2.812	1:46.631	14	4.046	1:40.899	14	4.933	1:40.877	14	5.354	1:40.999	14	5.642	1:41.148
11	3.155	1:46.974	11	4.342	1:40.852	11	5.293	1:40.941	11	5.588	1:40.873	11	6.334	1:41.606
3	6.713	1:50.532	34	11.143	1:44.037	34	15.818	1:44.665	34	19.528	1:44.288	34	23.078	1:44.410
34	6.771	1:50.590	69	12.134	1:44.810	69	16.580	1:44.436	69	20.145	1:44.143	69	23.567	1:44.282
69	6.989	1:50.808	3	13.635	1:46.587	3	19.720	1:46.075	3	26.331	1:47.189	3	32.459	1:46.988
33	8.339	1:52.158	33	15.944	1:47.270	33	23.580	1:47.626	33	30.590	1:47.588	33	36.714	1:46.984
94	10.062	1:53.881	98	18.124	1:47.606	98	25.340	1:47.206	98	32.014	1:47.252	98	37.592	1:46.438
98	10.183	1:54.002	94	18.415	1:48.018	49	26.524	1:47.924	49	32.942	1:46.996	49	38.939	1:46.857
49	10.695	1:54.514	49	18.590	1:47.560	94	26.923	1:48.498	94	34.388	1:48.043	94	40.407	1:46.879
74	12.423	1:56.242	74	22.623	1:49.865	74	32.647	1:50.014	74	41.620	1:49.551	74	50.838	1:50.078

New Lap Record

Weather / Track : Cloudy / Dry

www.tsl-timing.com

Oulton Park International
Circuit Length = 2.6920 miles
Start: 14:03 End: 14:25

MCRCB BULLETIN TK110

2008 Henderson Yamaha R1 Cup

RACE 4 - LAP CHART

Lap 6			Lap 7			Lap 8			Lap 9			Lap 10		
No	Behind	Laptime	No	Behind	Laptime	No	Behind	Laptime	No	Behind	Laptime	No	Behind	Laptime
10		1:40.890	10		1:40.638	10		1:40.922	10		1:41.095	10		1:41.426
15	3.270	1:40.998	15	3.819	1:41.187	15	3.917	1:41.020	15	3.811	1:40.989	15	3.232	1:40.847
19	4.371	1:40.955	19	5.013	1:41.280	19	4.950	1:40.859	19	4.716	1:40.861	19	4.230	1:40.940
2	5.607	1:41.243	2	5.903	1:40.934	2	5.723	1:40.742	2	5.130	1:40.502	2	4.458	1:40.754
118	6.085	1:41.824	11	6.838	1:40.909	118	8.419	1:41.877	118	9.791	1:42.467	118	11.115	1:42.750
14	6.243	1:41.491	118	7.464	1:42.017	14	8.706	1:42.035	14	10.016	1:42.405	14	11.179	1:42.589
11	6.567	1:41.123	14	7.593	1:41.988	34	34.366	1:44.915	69	37.803	1:44.431	69	41.080	1:44.703
34	26.621	1:44.433	34	30.373	1:44.390	69	34.467	1:44.557	34	38.035	1:44.764	34	41.316	1:44.707
69	27.376	1:44.699	69	30.832	1:44.094	3	52.787	1:47.412	3	59.641	1:47.949	3	1:07.044	1:48.829
3	39.038	1:47.469	3	46.297	1:47.897	33	55.796	1:47.126	33	1:01.480	1:46.779	33	1:07.526	1:47.472
33	43.296	1:47.472	33	49.592	1:46.934	98	55.882	1:46.501	49	1:06.880	1:49.173	49	1:13.783	1:48.329
98	44.360	1:47.658	98	50.303	1:46.581	49	58.802	1:47.777	74	1:28.790	1:50.586	74	1:36.778	1:49.414
49	45.114	1:47.065	49	51.947	1:47.471	74	1:19.299	1:50.418						
94	46.790	1:47.273	74	1:09.803	1:49.992									
74	1:00.449	1:50.501												

New Lap Record

Weather / Track : Cloudy / Dry

www.tsl-timing.com

Oulton Park International
Circuit Length = 2.6920 miles
Start: 14:03 End: 14:25

MCRCB BULLETIN TK110

2008 Henderson Yamaha R1 Cup

RACE 4 - LAP CHART

Lap 11			Lap 12		
No	Behind	Laptime	No	Behind	Laptime
10		1:41.671	10		1:41.764
15	2.444	1:40.883	15	1.991	1:41.311
19	2.862	1:40.303	2	2.139	1:40.880
2	3.023	1:40.236	19	2.518	1:41.420
14	12.427	1:42.919	74	1 LAP	1:53.347
118	12.655	1:43.211	14	13.282	1:42.619
34	44.888	1:45.243	118	13.487	1:42.596
69	44.999	1:45.590	34	47.316	1:44.192
3	1:14.101	1:48.728	69	47.724	1:44.489
33	1:14.599	1:48.744	3	1:19.042	1:46.705
49	1:21.704	1:49.592	33	1:20.486	1:47.651
			49	1:29.449	1:49.509

New Lap Record

Weather / Track : Cloudy / Dry

www.tsl-timing.com

Oulton Park International
Circuit Length = 2.6920 miles
Start: 14:03 End: 14:25

MCRCB BULLETIN TK111

2008 Henderson Yamaha R1 Cup

RACE 4 - POSITION CHART

No	Name	Laps Pos	Laps													
			1	2	3	4	5	6	7	8	9	10	11	12		
10	KIRKHAM	1	10	10	10	10	10	10	10	10	10	10	10	10	10	10
15	WILSON	2	15	15	15	15	15	15	15	15	15	15	15	15	15	15
19	COATES	3	19	19	19	19	19	19	19	19	19	19	19	19	19	2
118	COOPER	4	118	118	118	118	118	118	2	2	2	2	2	2	2	19
77	NUTT	5	77	77	77	77	2	118	11	118	118	118	14	14		
2	MASON	6	2	2	2	2	77	14	118	14	14	14	118	118		
14	KENNEDY	7	14	14	14	14	14	11	14	34	69	69	34	34		
11	WARREN	8	11	11	11	11	11	34	34	69	34	34	69	69		
3	BISHOP	9	3	34	34	34	34	69	69	3	3	3	3	3		
34	WILSON	10	34	69	69	69	69	3	3	33	33	33	33	33		
69	SHOESMITH	11	69	3	3	3	3	33	33	98	49	49	49	49		
33	NEEVES	12	33	33	33	33	33	98	98	49	74	74	74			
94	SALINGER	13	94	98	98	98	98	49	49	74						
98	KENTISH	14	98	94	49	49	49	94	74							
49	RAINFORD	15	49	49	94	94	94	74								
74	GARSDIE	16	74	74	74	74	74									

New Lap Record

Weather / Track : Cloudy / Dry

www.tsl-timing.com

Oulton Park International
 Circuit Length = 2.6920 miles
 Start: 14:03 End: 14:25

MCRCB BULLETIN TK112

2008 Henderson Yamaha R1 Cup

RACE 4 - SECTOR ANALYSIS

2	Gary MASON VTune/ Airmax/ Tamworth Yamaha														
1 -	147.2	49.312	129.8	27.833	137.5	1:46.429	7 -	24.695	147.8	48.637	128.1	27.602	134.2	1:40.934	
2 -	24.697	148.8	48.626	130.8	27.565	138.9	1:40.888	8 -	24.626	147.5	48.505	128.1	27.611	134.8	1:40.742
3 -	24.726	149.1	48.588	129.8	27.535	138.4	1:40.849	9 -	24.669	146.2	48.292	128.6	27.541	134.8	1:40.502
4 -	24.868	149.1	48.500	130.6	27.534	137.8	1:40.902	10 -	24.549	149.5	48.633	129.1	27.572	136.4	1:40.754
5 -	24.749	149.5	48.589	130.8	27.760	137.2	1:41.098	11 -	24.557	148.1	48.080	128.8	27.599	137.8	1:40.236
6 -	24.699	150.8	48.913	127.6	27.631	134.5	1:41.243	12 -	24.613	149.5	48.627	128.1	27.640	136.1	1:40.880
3	Charlie BISHOP Team Phoenix / PBM														
1 -	146.8	51.157	120.1	29.294	132.6	1:50.532	7 -	26.373	143.1	51.883	120.3	29.641	129.8	1:47.897	
2 -	26.046	145.3	51.415	122.7	29.126	132.9	1:46.587	8 -	26.238	142.8	51.404	119.8	29.770	129.0	1:47.412
3 -	26.124	144.3	50.816	120.7	29.135	132.6	1:46.075	9 -	26.413	141.6	51.673	118.4	29.863	132.4	1:47.949
4 -	26.183	143.1	51.409	120.5	29.597	131.3	1:47.189	10 -	26.200	144.9	52.745	117.9	29.884	129.5	1:48.829
5 -	26.380	143.7	51.207	122.0	29.401	132.1	1:46.988	11 -	26.371	141.0	52.523	118.8	29.834	131.3	1:48.728
6 -	26.330	140.7	51.610	119.8	29.529	131.8	1:47.469	12 -	26.215	146.2	51.164	118.6	29.326	130.8	1:46.705
10	Jon KIRKHAM Jon Kirkham Racing														
1 -	145.9	48.216	128.6	27.659	133.4	1:43.819	7 -	24.557	146.5	48.210	126.1	27.871	132.6	1:40.638	
2 -	24.294	146.8	47.887	128.6	27.484	135.0	1:39.665	8 -	24.610	146.5	48.554	127.6	27.758	133.1	1:40.922
3 -	24.437	146.2	48.003	126.6	27.550	133.4	1:39.990	9 -	24.701	145.9	48.465	127.1	27.929	132.4	1:41.095
4 -	24.572	145.9	48.353	126.6	27.653	133.1	1:40.578	10 -	24.715	147.2	48.875	126.9	27.836	132.4	1:41.426
5 -	24.676	146.2	48.342	126.1	27.842	132.9	1:40.860	11 -	24.678	146.2	48.938	126.6	28.055	132.9	1:41.671
6 -	24.479	144.6	48.684	126.6	27.727	133.9	1:40.890	12 -	24.677	147.2	48.535	124.0	28.552	120.9	1:41.764
11	Sam WARREN Mission Racing														
1 -	146.2	49.493	126.4	27.810	136.1	1:46.974	5 -	24.672	148.5	48.742	128.6	28.192	134.5	1:41.606	
2 -	24.773	148.1	48.574	126.9	27.505	137.5	1:40.852	6 -	24.479	148.8	48.667	128.6	27.977	137.0	1:41.123
3 -	24.833	148.1	48.533	127.3	27.575	137.5	1:40.941	7 -	24.578	147.8	48.514	127.3	27.817	135.6	1:40.909
4 -	24.699	147.2	48.539	128.6	27.635	136.4	1:40.873								
14	Jack KENNEDY JK Racing														
1 -	149.5	49.399	130.3	27.801	137.8	1:46.631	7 -	24.741	149.5	49.283	128.1	27.964	136.4	1:41.988	
2 -	24.624	149.8	48.695	129.8	27.580	138.9	1:40.899	8 -	24.936	147.8	49.015	127.6	28.084	136.4	1:42.035
3 -	24.621	146.2	48.668	129.8	27.588	138.6	1:40.877	9 -	25.086	145.9	49.105	125.9	28.214	137.0	1:42.405
4 -	24.779	149.8	48.569	130.6	27.651	135.8	1:40.999	10 -	24.975	148.1	49.492	123.8	28.122	136.1	1:42.589
5 -	24.612	150.1	48.765	129.3	27.771	138.4	1:41.148	11 -	25.245	145.9	49.275	119.8	28.399	135.6	1:42.919
6 -	24.749	150.5	48.853	129.1	27.889	137.2	1:41.491	12 -	25.045	147.8	49.258	122.5	28.316	134.8	1:42.619
15	Ben WILSON Ben-Wilson-Racing.com														
1 -	146.5	48.740	128.1	27.691	136.4	1:44.964	7 -	24.908	146.2	48.547	126.6	27.732	135.6	1:41.187	
2 -	24.704	147.5	48.328	128.3	27.579	136.4	1:40.611	8 -	24.684	146.5	48.641	126.9	27.695	136.4	1:41.020
3 -	24.817	146.2	48.497	127.3	27.557	135.8	1:40.871	9 -	24.731	146.8	48.495	125.9	27.763	135.6	1:40.989
4 -	24.902	146.5	48.308	127.8	27.753	134.8	1:40.963	10 -	24.673	148.1	48.538	127.1	27.636	134.8	1:40.847
5 -	24.764	147.2	48.187	127.3	27.714	135.3	1:40.665	11 -	24.671	146.5	48.498	125.7	27.714	135.3	1:40.883
6 -	24.983	147.5	48.327	127.6	27.688	136.1	1:40.998	12 -	24.662	148.5	48.820	124.0	27.829	135.6	1:41.311
19	Adrian COATES Stoneyford Concrete														
1 -	147.8	48.866	128.8	27.951	135.3	1:45.677	7 -	24.737	148.5	48.686	126.1	27.857	135.6	1:41.280	
2 -	24.616	148.8	48.676	129.6	27.663	135.6	1:40.955	8 -	24.600	147.8	48.515	127.3	27.744	135.6	1:40.859
3 -	24.564	148.1	48.566	128.1	27.733	136.4	1:40.863	9 -	24.454	148.5	48.729	125.7	27.678	136.1	1:40.861
4 -	24.772	146.8	48.370	127.3	27.742	137.0	1:40.884	10 -	24.567	149.5	48.720	128.8	27.653	135.3	1:40.940
5 -	24.443	149.1	48.728	128.6	27.668	135.8	1:40.839	11 -	24.399	148.5	48.307	125.7	27.597	136.1	1:40.303
6 -	24.482	149.1	48.769	127.6	27.704	135.3	1:40.955	12 -	24.537	150.1	49.062	127.3	27.821	135.6	1:41.420
33	Michael NEEVES Team MCN														
1 -	140.4	52.103	120.9	29.269	129.0	1:52.158	7 -	26.209	139.8	51.135	122.0	29.590	128.8	1:46.934	
2 -	26.276	138.9	51.521	120.7	29.473	129.5	1:47.270	8 -	26.199	140.1	51.237	118.1	29.690	129.3	1:47.126
3 -	26.313	137.5	51.708	120.3	29.605	129.5	1:47.626	9 -	26.056	141.6	51.208	121.1	29.515	129.0	1:46.779
4 -	26.446	135.3	51.570	121.4	29.572	127.6	1:47.588	10 -	25.864	141.3	51.773	120.5	29.835	128.6	1:47.472
5 -	26.236	139.5	51.340	119.8	29.408	130.3	1:46.984	11 -	26.276	141.0	52.294	119.6	30.174	128.6	1:48.744
6 -	26.353	138.9	51.703	120.7	29.416	128.6	1:47.472	12 -	26.226	139.8	51.544	119.4	29.881	123.1	1:47.651

New Lap Record

Weather / Track : Cloudy / Dry

www.tsl-timing.com

Page 1 of 2

Oulton Park International
Circuit Length = 2.6920 miles
Start: 14:03 End: 14:25

Printed - 14.27 Sunday, 20 July 2008

MCRCB BULLETIN TK112

2008 Henderson Yamaha R1 Cup

RACE 4 - SECTOR ANALYSIS

34	Stu WILSON	Wilhall Yamaha													
1 -	<i>143.4</i>	51.099	<i>125.0</i>	29.022	131.3	1:50.590	7 -	25.575	139.8	50.292	122.7	28.523	131.6	1:44.390	
2 -	25.603	141.6	<i>50.025</i>	123.1	28.409	132.4	1:44.037	8 -	25.605	138.4	50.428	122.0	28.882	131.1	1:44.915
3 -	25.660	140.1	50.393	122.0	28.612	131.1	1:44.665	9 -	25.625	140.7	50.236	123.4	28.903	132.4	1:44.764
4 -	25.529	139.2	50.129	123.1	28.630	131.8	1:44.288	10 -	25.692	141.0	50.342	124.0	28.673	132.4	1:44.707
5 -	<i>25.406</i>	138.1	50.356	123.4	28.648	131.1	1:44.410	11 -	25.963	140.4	50.609	123.6	28.671	131.6	1:45.243
6 -	25.530	140.7	50.540	122.0	<i>28.363</i>	<i>132.6</i>	1:44.433	12 -	25.572	139.5	50.143	122.9	28.477	129.8	1:44.192
49	Tony RAINFORD														
1 -	133.2	52.856	118.6	29.340	<i>131.6</i>	1:54.514	7 -	26.333	138.9	51.652	119.6	29.486	128.8	1:47.471	
2 -	26.568	140.7	51.884	119.2	29.108	<i>131.6</i>	1:47.560	8 -	26.437	138.4	51.873	117.9	29.467	129.5	1:47.777
3 -	26.589	137.5	51.711	119.2	29.624	131.1	1:47.924	9 -	26.595	136.4	53.041	116.3	29.537	128.3	1:49.173
4 -	26.235	136.4	51.709	120.1	<i>29.052</i>	130.8	1:46.996	10 -	26.673	136.1	52.277	117.9	29.379	129.0	1:48.329
5 -	26.231	137.2	<i>51.535</i>	<i>121.1</i>	29.091	129.8	1:46.857	11 -	26.723	133.9	52.867	117.1	30.002	129.0	1:49.592
6 -	<i>25.914</i>	<i>141.0</i>	51.958	120.1	29.193	128.3	1:47.065	12 -	26.831	133.9	52.651	117.7	30.027	127.8	1:49.509
69	Paul SHOESMITH	Ice Valley													
1 -	138.4	51.250	125.7	28.641	134.5	1:50.808	7 -	25.538	<i>146.5</i>	50.081	125.2	28.475	133.4	1:44.094	
2 -	25.983	144.6	50.403	124.3	<i>28.424</i>	<i>135.3</i>	1:44.810	8 -	25.494	143.1	50.296	<i>125.9</i>	28.767	<i>135.3</i>	1:44.557
3 -	25.640	144.9	50.208	122.9	28.588	133.9	1:44.436	9 -	25.681	141.3	50.191	122.7	28.559	132.4	1:44.431
4 -	25.484	145.9	<i>50.027</i>	124.7	28.632	132.1	1:44.143	10 -	25.509	145.9	50.457	121.4	28.737	131.3	1:44.703
5 -	25.560	145.3	50.189	124.7	28.533	132.9	1:44.282	11 -	25.888	145.6	50.659	122.7	29.043	133.7	1:45.590
6 -	<i>25.428</i>	146.2	50.687	123.1	28.584	133.7	1:44.699	12 -	25.706	140.1	50.307	125.2	28.476	131.6	1:44.489
74	Neal GARSIDE	Buckingham Group													
1 -	137.2	53.613	117.7	29.945	<i>130.1</i>	1:56.242	7 -	26.728	<i>142.2</i>	53.230	116.3	30.034	126.6	1:49.992	
2 -	26.801	139.8	53.009	117.5	30.055	127.6	1:49.865	8 -	26.992	138.4	53.151	<i>119.2</i>	30.275	126.1	1:50.418
3 -	26.844	137.8	53.003	117.7	30.167	126.1	1:50.014	9 -	26.757	138.7	53.674	114.7	30.155	125.7	1:50.586
4 -	26.845	139.2	52.885	116.7	<i>29.821</i>	126.4	1:49.551	10 -	26.794	137.8	<i>52.796</i>	116.5	29.824	126.1	1:49.414
5 -	27.035	138.1	53.015	115.7	30.028	125.4	1:50.078	11 -	<i>26.618</i>	139.5	56.891	113.0	29.838	126.1	1:53.347
6 -	26.949	140.4	53.407	115.9	30.145	127.1	1:50.501								
77	Marty NUTT	Double M Racing / NuttTravel.com													
1 -	147.5	49.503	<i>129.8</i>	27.754	<i>136.4</i>	1:46.231	4 -	24.692	147.2	<i>48.635</i>	127.6	27.618	135.3	1:40.945	
2 -	<i>24.514</i>	<i>150.8</i>	48.838	127.1	<i>27.486</i>	<i>136.4</i>	1:40.838	5 -	24.633	149.1	49.077	128.1	27.810	135.6	1:41.520
3 -	24.642	148.5	48.686	127.1	27.619	135.8	1:40.947								
94	Yaron SALINGER	DART													
1 -	131.1	52.547	119.2	29.943	<i>127.8</i>	1:53.881	4 -	25.947	133.9	52.010	120.5	30.086	127.6	1:48.043	
2 -	26.169	<i>144.0</i>	51.717	121.1	30.132	126.6	1:48.018	5 -	26.245	140.1	<i>51.202</i>	<i>123.8</i>	<i>29.432</i>	<i>127.8</i>	1:46.879
3 -	26.143	137.2	52.058	116.3	30.297	126.4	1:48.498	6 -	26.154	140.4	51.307	122.0	29.812	127.1	1:47.273
98	Kyle KENTISH	Deadline Racing													
1 -	<i>144.0</i>	52.262	122.9	29.515	123.1	1:54.002	5 -	26.035	141.9	51.384	122.5	<i>29.019</i>	131.6	1:46.438	
2 -	26.399	141.9	51.695	121.8	29.512	130.8	1:47.606	6 -	25.919	142.2	52.374	121.6	29.365	131.1	1:47.658
3 -	26.075	142.8	51.729	122.9	29.402	130.6	1:47.206	7 -	25.892	143.1	51.330	<i>123.4</i>	29.359	131.3	1:46.581
4 -	<i>25.882</i>	141.0	52.175	117.7	29.195	131.1	1:47.252	8 -	25.975	138.9	<i>51.204</i>	122.2	29.322	<i>131.8</i>	1:46.501
118	Richard COOPER	Co-Ordit Racing													
1 -	148.8	49.104	130.1	<i>27.590</i>	138.1	1:45.742	7 -	24.723	150.1	49.269	128.3	28.025	134.2	1:42.017	
2 -	24.782	150.8	48.658	<i>130.6</i>	27.644	138.4	1:41.084	8 -	24.835	148.8	49.123	124.3	27.919	136.4	1:41.877
3 -	24.679	149.8	48.521	128.6	27.688	<i>139.5</i>	1:40.888	9 -	25.104	148.5	49.223	124.3	28.140	136.7	1:42.467
4 -	24.889	148.8	<i>48.437</i>	130.1	27.700	137.5	1:41.026	10 -	25.003	148.5	49.616	123.4	28.131	135.0	1:42.750
5 -	<i>24.678</i>	150.1	48.839	128.1	27.806	136.7	1:41.323	11 -	25.433	147.2	49.402	123.4	28.376	137.8	1:43.211
6 -	24.737	150.1	49.223	128.8	27.864	138.1	1:41.824	12 -	24.989	<i>151.1</i>	49.281	125.0	28.326	132.1	1:42.596

New Lap Record

Weather / Track : Cloudy / Dry

MCRCB BULLETIN TK113

2008 Henderson Yamaha R1 Cup RACE 4 - SPEED TRAPS

SECTOR 1				SECTOR 2			FINISH LINE			
POS	NO	NAME	MPH	NO	NAME	MPH	NO	NAME	MPH	
1	118	Richard COOPER	151.1	2	Gary MASON	130.8	118	Richard COOPER	139.5	
2	2	Gary MASON	150.8	14	Jack KENNEDY	130.6	2	Gary MASON	138.9	
3	77	Marty NUTT	150.8	118	Richard COOPER	130.6	14	Jack KENNEDY	138.9	
4	14	Jack KENNEDY	150.5	77	Marty NUTT	129.8	11	Sam WARREN	137.5	
5	19	Adrian COATES	150.1	19	Adrian COATES	129.6	19	Adrian COATES	137.0	
6	11	Sam WARREN	148.8	10	Jon KIRKHAM	128.6	15	Ben WILSON	136.4	
7	15	Ben WILSON	148.5	11	Sam WARREN	128.6	77	Marty NUTT	136.4	
8	10	Jon KIRKHAM	147.2	15	Ben WILSON	128.3	69	Paul SHOESMITH	135.3	
9	3	Charlie BISHOP	146.8	69	Paul SHOESMITH	125.9	10	Jon KIRKHAM	135.0	
10	69	Paul SHOESMITH	146.5	34	Stu WILSON	125.0	3	Charlie BISHOP	132.9	
11	94	Yaron SALINGER	144.0	94	Yaron SALINGER	123.8	34	Stu WILSON	132.6	
12	98	Kyle KENTISH	144.0	98	Kyle KENTISH	123.4	98	Kyle KENTISH	131.8	
13	34	Stu WILSON	143.4	3	Charlie BISHOP	122.7	49	Tony RAINFORD	131.6	
14	74	Neal GARSIDE	142.2	33	Michael NEEVES	122.0	33	Michael NEEVES	130.3	
15	33	Michael NEEVES	141.6	49	Tony RAINFORD	121.1	74	Neal GARSIDE	130.1	
16	49	Tony RAINFORD	141.0	74	Neal GARSIDE	119.2	94	Yaron SALINGER	127.8	

New Lap Record

Weather / Track : Cloudy / Dry

www.tsl-timing.com

Oulton Park International
Circuit Length = 2.6920 miles
Start: 14:03 End: 14:25

Printed - 14.28 Sunday, 20 July 2008

MCRCB BULLETIN TK114

2008 Henderson Yamaha R1 Cup RACE 4 - BEST SECTOR TIMES

SECTOR 1			SECTOR 2			SECTOR 3			IDEAL / BEST COMPARISON						
POS	NO	NAME	TIME	NO	NAME	TIME	NO	NAME	TIME	POS	NO	NAME	IDEAL	BEST	DIFF
1	10	KIRKHAM	24.294	10	KIRKHAM	47.887	10	KIRKHAM	27.484	1	10	KIRKHAM	1:39.665	1:39.665	0.000
2	19	COATES	24.399	2	MASON	48.080	77	NUTT	27.486	2	2	MASON	1:40.163	1:40.236	0.073
3	11	WARREN	24.479	15	WILSON	48.187	11	WARREN	27.505	3	11	WARREN	1:40.251	1:40.852	0.601
4	77	NUTT	24.514	11	WARREN	48.267	2	MASON	27.534	4	19	COATES	1:40.303	1:40.303	0.000
5	2	MASON	24.549	19	COATES	48.307	15	WILSON	27.557	5	15	WILSON	1:40.406	1:40.611	0.205
6	14	KENNEDY	24.612	118	COOPER	48.437	14	KENNEDY	27.580	6	77	NUTT	1:40.635	1:40.838	0.203
7	15	WILSON	24.662	14	KENNEDY	48.569	118	COOPER	27.590	7	118	COOPER	1:40.705	1:40.888	0.183
8	118	COOPER	24.678	77	NUTT	48.635	19	COATES	27.597	8	14	KENNEDY	1:40.761	1:40.877	0.116
9	34	WILSON	25.406	34	WILSON	50.025	34	WILSON	28.363	9	34	WILSON	1:43.794	1:44.037	0.243
10	69	SHOESMITH	25.428	69	SHOESMITH	50.027	69	SHOESMITH	28.424	10	69	SHOESMITH	1:43.879	1:44.094	0.215
11	33	NEEVES	25.864	3	BISHOP	50.816	98	KENTISH	29.019	11	3	BISHOP	1:45.988	1:46.075	0.087
12	98	KENTISH	25.882	33	NEEVES	51.135	49	RAINFORD	29.052	12	98	KENTISH	1:46.105	1:46.438	0.333
13	94	SALINGER	25.896	94	SALINGER	51.202	3	BISHOP	29.126	13	33	NEEVES	1:46.268	1:46.779	0.511
14	49	RAINFORD	25.914	98	KENTISH	51.204	33	NEEVES	29.269	14	49	RAINFORD	1:46.501	1:46.857	0.356
15	3	BISHOP	26.046	49	RAINFORD	51.535	94	SALINGER	29.432	15	94	SALINGER	1:46.530	1:46.879	0.349
16	74	GARSDIDE	26.618	74	GARSDIDE	52.796	74	GARSDIDE	29.821	16	74	GARSDIDE	1:49.235	1:49.414	0.179
											Perfect Lap		1:39.665		

New Lap Record

Weather / Track : Cloudy / Dry

www.tsl-timing.com

Oulton Park International
Circuit Length = 2.6920 miles
Start: 14:03 End: 14:25

Printed - 14.28 Sunday, 20 July 2008

