



YAMAHA R1 CUP

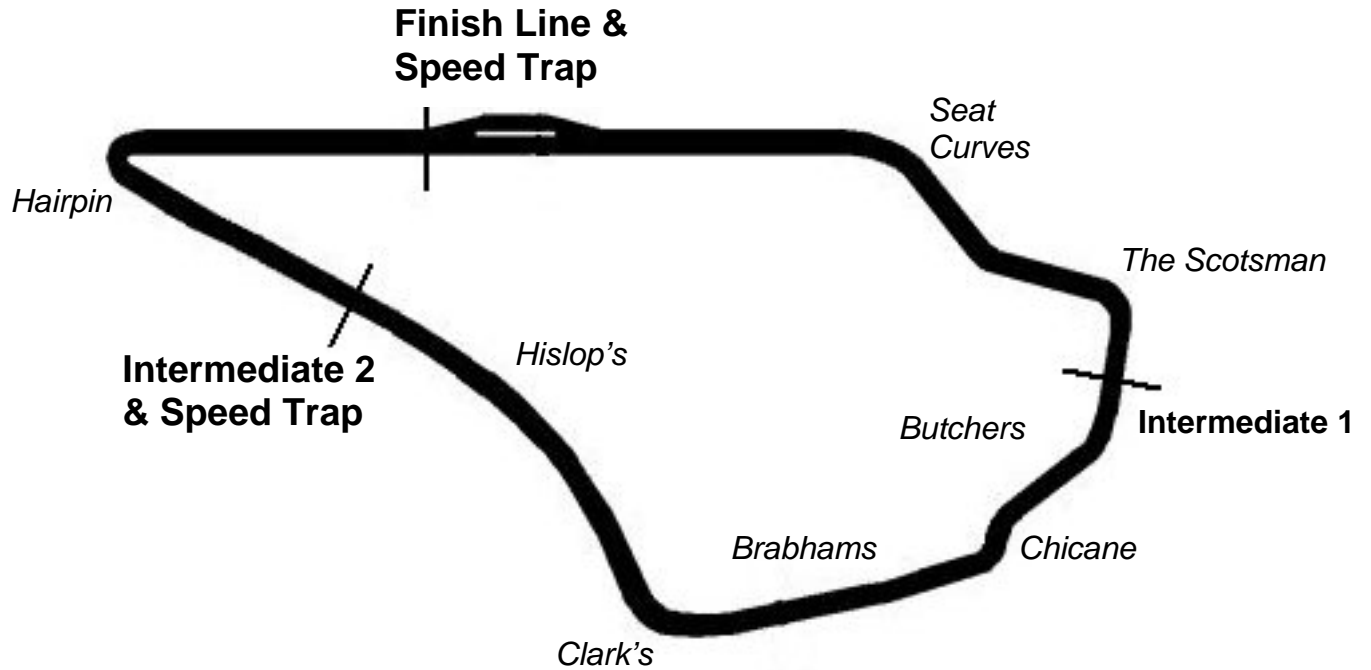
**Round 8
Knockhill**

8th - 10th August 2008



Results Provided by Timing Solutions Ltd
www.tsl-timing.com

KNOCKHILL



Circuit Length: 1.2713 miles / 2046.0 metres
 Intermediate 1: 697 metres
 Intermediate 2: 1508 metres
 Pit In: 2046 metres
 Pit Out: 183 metres after Finish Line
 Pit In – Pit Out: 175 metres, @ 60kph = 10.5 seconds, @ 80kph = 7.8 seconds

Lap Records		Best Sector Information					
		Sector 1	S1 Trap (mph)	Sector 2	S2 Trap (mph)	Sector 3	F/L Trap (mph)
Superbike	48.474	15.846	NONE	18.639	151.1	13.526	144.3
Supersport	50.473	16.172	NONE	19.287	136.9	13.921	131.5
Superstock	50.810	16.550	NONE	19.637	144.0	14.122	136.6
125GP	53.790	17.285	NONE	20.599	116.5	14.841	107.2
Yamaha R1	To Be Est.	N/A	N/A	N/A	N/A	N/A	N/A
KTM 990	To Be Est.	N/A	N/A	N/A	N/A	N/A	N/A

MCRCB BULLETIN TK005

2008 Henderson Yamaha R1 Cup & Focused Events KTM Super Duke Battle FREE PRACTICE 1 - CLASSIFICATION

POS	NO	CL	NAME	ENTRY	TIME	ON	LAPS	GAP	DIFF	MPH
1	14		Jack KENNEDY	Yamaha - JK Racing	56.008	6	10			81.71
2	11		Sam WARREN	Yamaha - Mission Racing	56.223	8	13	0.215	0.215	81.40
3	44		Marti BROWN	Yamaha -	58.778	9	19	2.770	2.555	77.86
4	118		Jimmy STORRAR	Yamaha - Co Ordit Racing	58.838	6	17	2.830	0.060	77.78
5	69		Paul SHOESMITH	Yamaha - Ice Valley	59.408	11	11	3.400	0.570	77.03
6	23		Jonathan PEARSON	KTM - Superbike Magazine	59.645	8	17	3.637	0.237	76.73
7	88		James EDMEADES	KTM - Redline Motorcycles / VSG	1:00.517	11	17	4.509	0.872	75.62
8	8		Ed SMITH	KTM - Gear 4	1:00.641	6	21	4.633	0.124	75.47
9	33		Michael NEEVES	Yamaha - Team MCN	1:00.984	6	19	4.976	0.343	75.04
10	0		Alistar FAGAN	KTM - T.W.O. Magazine	1:01.094	12	13	5.086	0.110	74.91
11	7		Pat SHAUGHNESSY	KTM - Jim Aim Racing	1:01.263	8	16	5.255	0.169	74.70
12	34		Stu WILSON	Yamaha - Wilhall Yamaha	1:01.320	5	5	5.312	0.057	74.63
13	5		Robert KENNEDY	Yamaha - PMD Racing	1:01.658	6	8	5.650	0.338	74.22
14	10		Kelvin REILLY	KTM - Inmoto Corse	1:01.735	7	16	5.727	0.077	74.13
15	96		Colin MOULD	KTM - Art Of Racing	1:01.813	9	21	5.805	0.078	74.04
16	6		Dave HEAL	KTM - Littlewood Fencing / Dave Heal R'g	1:02.014	11	21	6.006	0.201	73.80
17	44		Gary BYRNE	KTM - Racing for GOSH	1:02.385	10	21	6.377	0.371	73.36
18	16		Nick HOBDEN	KTM - Littlewood Fencing / Dave Heal R'g	1:02.816	11	19	6.808	0.431	72.85
19	26		David WOOD	KTM - Art Of Racing	1:02.887	9	13	6.879	0.071	72.77
20	73		Matt FLYNN	KTM - SJB Racing	1:02.891	10	20	6.883	0.004	72.77
21	11		Paul LANE	KTM - Inmoto Corse	1:03.804	11	21	7.796	0.913	71.73
22	98		Kyle KENTISH	Yamaha - Deadline Racing	1:04.362	8	17	8.354	0.558	71.10
23	99		Simon NASH	KTM - Moto Developments	1:04.566	3	7	8.558	0.204	70.88
24	5		Matt WALKER	KTM - KTM UK	1:04.579	11	20	8.571	0.013	70.87
25	74		Neal GARSIDE	Yamaha - Buckingham Group	1:05.378	8	20	9.370	0.799	70.00
26	9		Stuart MacLURE	KTM - Redline / MacLure Racing	1:05.456	9	16	9.448	0.078	69.92
27	69		Peter HASLER	KTM - Art Of Racing	1:05.770	7	8	9.762	0.314	69.58
28	66		Luke HALL	KTM - Moto Developments	1:06.130	5	11	10.122	0.360	69.20
29	2		Gary MASON	Yamaha - VTune/ Airmax/ Tamworth Yamaha	1:07.153	2	3	11.145	1.023	68.15
30	43		Ryan LOWE	KTM - The KTM Centre	1:10.285	1	4	14.277	3.132	65.11
31	10		Jon KIRKHAM	Yamaha - Jon Kirkham Racing	1:13.014	2	2	17.006	2.729	62.68
32	15		Ben WILSON	Yamaha - Ben-Wilson-Racing.com		0	1			

Weather / Track : Rain / Wet

These results are provisional until the conclusion of any judicial and technical matters.

Knockhill
Circuit Length = 1.2713 miles
Start: 08:45 End: 09:21

Race Director :	Stewards :	Timekeeper :
-----------------	------------	--------------

MCRCB BULLETIN TK006

2008 Henderson Yamaha R1 Cup & Focused Events KTM Super Duke Battle

FREE PRACTICE 1 - SECTOR ANALYSIS

0	Alistar FAGAN				T.W.O. Magazine								
1 -	Out	27.566	113.0	18.666	109.5	1:09.171	8 -	21.067	24.608	119.0	17.361	112.4	1:03.036
2 -	20.935	25.402	118.4	17.589	111.7	1:03.926	9 -	21.892	24.270	120.7	17.149	112.2	1:03.311
3 -	20.719	24.607	118.8	18.069	110.9	1:03.395	10 -	20.796	25.374	119.0	16.788	108.1	1:02.958
4 -	21.424	24.320	119.4	17.210	113.7	1:02.954	11 -	20.277	24.164	118.6	17.282	112.4	1:01.723
5 -	20.198	24.101	120.7	17.047	112.4	1:01.346	12 -	20.130	24.097	119.2	16.867	114.7	1:01.094
6 -	20.612	25.850	103.7	20.587	33.2	1:07.049	13 -	20.648	25.254	106.0	26.034	32.3	1:11.936
7 -	19:17.075	26.944	115.5	17.547	110.7	20:01.566							
2	Gary MASON				VTune/ Airmax/ Tamworth Yamaha								
1 -	Out	28.464	112.0	18.637	120.7	1:13.978	3 -	21.670	24.938	125.7	22.279	29.0	1:08.887
2 -	22.967	26.382	120.3	17.804	123.4	1:07.153							
5	Robert KENNEDY				PMD Racing								
1 -	Out	29.097	104.2	19.425	122.5	1:13.729	5 -	20.974	24.450	120.7	16.614	125.7	1:02.038
2 -	22.088	26.493	117.1	17.557	125.0	1:06.138	6 -	20.692	24.203	121.4	16.763	124.0	1:01.658
3 -	22.676	25.537	118.1	17.128	128.1	1:05.341	7 -	20.553	25.351	108.9	25.488	35.4	1:11.392
4 -	21.780	24.871	124.5	16.563	128.3	1:03.214	8 -	2:16.776	25.458	121.8	16.721	126.9	2:58.955
5	Matt WALKER				KTM UK								
1 -	Out	31.639	92.2	20.659	96.4	1:17.120	11 -	21.607	25.766	112.2	17.206	109.3	1:04.579
2 -	24.541	28.779	102.1	18.714	104.7	1:12.034	12 -	22.186	27.377	111.3	17.169	107.5	1:06.732
3 -	23.601	27.861	106.2	18.405	107.0	1:09.867	13 -	11:58.104	28.227	107.2	17.836	108.8	12:44.167
4 -	22.444	27.295	104.5	17.888	106.4	1:07.627	14 -	21.735	26.561	112.0	17.419	108.4	1:05.715
5 -	22.172	26.689	105.0	18.070	108.9	1:06.931	15 -	21.735	26.042	109.8	17.583	109.8	1:05.360
6 -	21.952	26.242	104.7	18.458	105.2	1:06.652	16 -	21.838	26.149	114.1	17.265	110.7	1:05.252
7 -	21.664	26.607	107.2	17.773	108.2	1:06.044	17 -	22.115	25.898	114.3	17.530	109.1	1:05.543
8 -	21.852	26.798	107.7	18.240	102.6	1:06.890	18 -	21.747	26.474	111.8	17.817	108.1	1:06.038
9 -	22.435	26.948	111.1	17.714	103.4	1:07.097	19 -	22.592	26.111	110.4	17.705	99.0	1:06.408
10 -	23.803	27.056	111.5	17.366	109.1	1:08.225	20 -	22.087	27.308	109.8	22.053	27.1	1:11.448
6	Dave HEAL				Littlewood Fencing / Dave Heal R'g								
1 -	Out	30.565	101.5	20.057	106.4	1:19.276	12 -	22.143	27.236	115.7	17.386	113.4	1:06.765
2 -	25.337	28.119	108.6	18.710	111.7	1:12.166	13 -	12:11.422	27.328	108.4	19.375	106.4	12:58.125
3 -	23.828	26.326	112.6	19.814	107.7	1:09.968	14 -	23.402	25.983	113.6	17.898	112.4	1:07.283
4 -	23.454	26.043	113.7	19.079	102.8	1:08.576	15 -	21.854	25.114	117.5	17.400	113.4	1:04.368
5 -	22.613	25.174	118.1	17.519	113.7	1:05.306	16 -	21.325	25.180	117.5	17.487	114.1	1:03.992
6 -	21.776	24.755	120.1	17.451	115.1	1:03.982	17 -	21.749	26.541	108.8	18.085	113.6	1:06.375
7 -	21.835	24.587	119.0	17.014	112.4	1:03.436	18 -	21.903	25.336	114.9	17.982	113.7	1:05.221
8 -	21.196	24.322	120.5	17.085	111.5	1:02.603	19 -	22.006	25.578	115.5	17.568	113.9	1:05.152
9 -	21.013	24.365	119.6	17.195	111.3	1:02.573	20 -	21.864	24.952	118.1	17.442	115.1	1:04.258
10 -	21.768	25.658	119.2	16.861	113.7	1:04.287	21 -	21.692	25.181	116.5	17.465	105.0	1:04.338
11 -	20.842	24.405	120.3	16.767	113.6	1:02.014							
7	Pat SHAUGHNESSY				Jim Aim Racing								
1 -	Out	29.376	93.7	18.786	111.8	1:13.425	9 -	20.037	24.893	117.9	18.374	113.2	1:03.304
2 -	23.114	26.859	107.2	18.138	110.9	1:08.111	10 -	20.716	25.959	117.1	16.634	113.9	1:03.309
3 -	21.205	26.456	114.9	17.301	114.5	1:04.962	11 -	20.381	25.372	117.1	16.778	113.0	1:02.531
4 -	21.463	25.423	116.9	16.840	114.5	1:03.726	12 -	21.350	26.690	101.7	25.122	34.8	1:13.162
5 -	20.647	25.312	121.1	16.713	113.0	1:02.672	13 -	12:54.052	29.458	103.4	20.832	102.1	13:44.342
6 -	20.826	26.684	114.9	16.736	112.0	1:04.246	14 -	24.619	28.583	107.7	18.476	108.6	1:11.678
7 -	20.761	25.858	114.7	16.599	114.5	1:03.218	15 -	22.006	27.587	110.0	17.771	112.6	1:07.364
8 -	19.912	24.925	117.9	16.426	114.7	1:01.263	16 -	24.723	28.378	99.3	27.297	31.0	1:20.398
8	Ed SMITH				Gear 4								
1 -	Out	28.179	108.8	19.052	107.2	1:13.329	12 -	11:47.869	25.585	116.9	17.021	113.2	12:30.475
2 -	22.537	25.761	114.1	17.024	111.8	1:05.322	13 -	20.931	24.554	117.7	16.564	114.3	1:02.049
3 -	21.195	24.679	116.3	16.628	111.5	1:02.502	14 -	20.433	24.577	119.6	16.513	113.6	1:01.523
4 -	20.968	24.599	114.7	16.735	111.7	1:02.302	15 -	20.286	24.000	118.1	17.012	113.0	1:01.298
5 -	20.545	24.480	115.5	16.700	113.9	1:01.725	16 -	21.127	24.444	120.3	16.744	113.9	1:02.315
6 -	20.219	23.879	119.0	16.543	114.1	1:00.641	17 -	20.286	24.445	120.1	16.592	114.5	1:01.323
7 -	20.644	24.689	120.5	16.753	113.4	1:02.086	18 -	20.395	24.407	120.5	16.505	114.9	1:01.307
8 -	20.656	24.324	120.5	16.202	114.9	1:01.182	19 -	20.616	24.335	119.0	16.431	114.1	1:01.382

Knockhill
Circuit Length = 1.2713 miles
Start: 08:45 End: 09:21

Weather / Track : Rain / Wet

MCRCB BULLETIN TK006

2008 Henderson Yamaha R1 Cup & Focused Events KTM Super Duke Battle

FREE PRACTICE 1 - SECTOR ANALYSIS

9 -	20.866	23.969	118.4	16.629	114.1	1:01.464	20 -	20.132	24.268	119.8	16.598	113.6	1:00.998
10 -	21.370	24.176	118.8	16.367	114.3	1:01.913	21 -	20.522	24.158	119.8	16.429	114.1	1:01.109
11 -	21.359	26.016	113.9	16.670	114.1	1:04.045							
9	Stuart MacLURE Redline / MacLure Racing												
1 -	Out	29.560	105.5	19.395	105.5	1:13.870	9 -	21.825	25.628	115.9	18.003	111.5	1:05.456
2 -	23.602	27.308	110.6	18.792	105.8	1:09.702	10 -	21.735	25.934	116.1	17.799	112.2	1:05.468
3 -	22.593	26.830	111.8	19.069	110.7	1:08.492	11 -	13:10.426	29.251	103.4	19.791	108.8	13:59.468
4 -	22.869	26.381	114.1	18.325	110.9	1:07.575	12 -	24.220	28.335	110.0	18.884	107.5	1:11.439
5 -	22.149	25.800	115.3	18.299	113.2	1:06.248	13 -	23.969	28.282	104.4	21.635	102.9	1:13.886
6 -	22.393	26.033	112.6	17.996	110.9	1:06.422	14 -	26.347	28.458	107.9	20.274	106.2	1:15.079
7 -	21.809	25.609	116.7	18.291	111.1	1:05.709	15 -	24.048	27.664	110.0	19.402	106.7	1:11.114
8 -	22.290	25.811	116.5	17.933	111.8	1:06.034	16 -	23.871	29.077	96.4	27.966	25.9	1:20.914
10	Kelvin REILLY Inmoto Corse												
1 -	Out	30.894	96.3	20.171	108.6	1:20.240	9 -	20.491	24.703	119.2	20.980	38.7	1:06.174
2 -	25.750	28.262	106.2	18.231	111.3	1:12.243	10 -	15:32.634	26.825	111.7	17.712	111.1	16:17.171
3 -	22.596	26.699	110.6	17.572	112.8	1:06.867	11 -	22.484	25.445	113.7	17.267	114.1	1:05.196
4 -	22.259	26.795	116.1	17.469	113.9	1:06.523	12 -	20.911	24.883	117.7	16.938	112.8	1:02.732
5 -	21.405	25.889	117.7	16.853	113.0	1:04.147	13 -	20.896	25.495	118.1	17.403	113.0	1:03.794
6 -	22.014	25.710	116.3	17.006	113.2	1:04.730	14 -	21.482	25.233	106.0	17.858	110.9	1:04.573
7 -	20.431	24.427	120.1	16.877	108.9	1:01.735	15 -	20.774	24.760	114.9	17.163	108.9	1:02.697
8 -	21.041	24.842	115.3	16.821	114.1	1:02.704	16 -	22.322	26.683	114.7	22.208	35.8	1:11.213
10	Jon KIRKHAM Jon Kirkham Racing												
1 -	Out	29.173	105.8	18.811	121.6	1:14.234	2 -	21.776	26.293	120.1	24.945	21.4	1:13.014
11	Sam WARREN Mission Racing												
1 -	Out	29.183	100.8	18.420	120.1	1:12.681	8 -	18.550	22.395	135.3	15.278	124.0	56.223
2 -	22.306	26.640	112.8	17.592	125.9	1:06.538	9 -	20.888	27.452	91.1	24.212	37.5	1:12.552
3 -	20.740	25.864	121.8	16.269	128.1	1:02.873	10 -	14:20.649	26.890	110.9	17.442	123.1	15:04.981
4 -	20.324	24.200	126.6	15.941	126.6	1:00.465	11 -	21.222	25.409	121.1	16.436	126.9	1:03.067
5 -	19.192	24.747	92.8	16.352	128.3	1:00.291	12 -	20.824	24.502	124.0	16.426	125.9	1:01.752
6 -	19.342	22.914	131.1	15.625	124.7	57.881	13 -	20.733	24.832	122.2	29.504	28.2	1:15.069
7 -	19.000	22.675	133.4	15.342	128.1	57.017							
11	Paul LANE Inmoto Corse												
1 -	Out	30.628	94.1	20.426	105.7	1:16.548	12 -	20.898	25.316	112.6	17.998	109.1	1:04.212
2 -	23.489	28.201	107.7	18.650	112.4	1:10.340	13 -	12:14.565	27.859	108.1	17.945	110.0	13:00.369
3 -	22.859	26.845	113.9	17.799	111.5	1:07.503	14 -	21.927	26.351	113.6	17.733	110.2	1:06.011
4 -	21.855	26.319	113.6	17.909	109.5	1:06.083	15 -	22.112	26.513	112.4	17.694	110.9	1:06.319
5 -	22.054	26.027	115.9	17.242	112.0	1:05.323	16 -	21.867	26.154	119.4	17.030	111.8	1:05.051
6 -	22.342	27.037	103.6	17.877	110.9	1:07.256	17 -	21.180	25.277	115.5	17.890	108.2	1:04.347
7 -	21.931	25.762	111.3	17.649	108.9	1:05.342	18 -	21.325	25.521	115.3	17.756	110.7	1:04.602
8 -	21.580	25.814	116.5	17.503	111.8	1:04.897	19 -	21.502	25.424	116.7	17.324	110.2	1:04.250
9 -	21.628	25.525	117.9	17.163	112.8	1:04.316	20 -	22.232	25.741	115.5	17.492	110.7	1:05.465
10 -	21.038	25.144	117.9	17.640	113.9	1:03.822	21 -	21.684	26.348	113.7	17.785	110.2	1:05.817
11 -	21.203	25.602	114.7	16.999	110.6	1:03.804							
14	Jack KENNEDY JK Racing												
1 -	Out	27.083	122.7	17.764	122.9	1:09.473	6 -	18.714	21.880	135.8	15.414	128.3	56.008
2 -	22.120	24.883	127.1	16.352	125.9	1:03.355	7 -	19.622	23.174	127.8	16.002	126.4	58.798
3 -	19.996	23.404	131.3	16.066	125.7	59.466	8 -	18.742	23.822	128.1	16.554	127.3	59.118
4 -	19.328	22.817	128.3	16.320	125.7	58.465	9 -	19.177	23.785	131.1	16.139	128.1	59.101
5 -	18.976	22.738	135.0	15.726	125.7	57.440	10 -	18.807	23.582	131.6	20.756	33.4	1:03.145
15	Ben WILSON Ben-Wilson-Racing.com												
1 -	Out	29.448	106.5	22.400	34.4	1:20.750							
16	Nick HOBDEN Littlewood Fencing / Dave Heal R'g												
1 -	Out	31.312	94.9	21.456	101.7	1:20.212	11 -	21.168	24.876	119.4	16.772	112.2	1:02.816
2 -	25.049	28.392	107.2	19.150	108.9	1:12.591	12 -	22.679	26.221	118.8	17.947	102.6	1:06.847
3 -	23.357	26.419	110.6	18.642	107.9	1:08.418	13 -	11:44.413	29.567	100.9	19.762	104.5	12:33.742
4 -	23.540	26.334	111.7	18.428	108.6	1:08.302	14 -	23.192	26.187	110.6	17.960	109.1	1:07.339

Knockhill
Circuit Length = 1.2713 miles
Start: 08:45 End: 09:21

MCRCB BULLETIN TK006

2008 Henderson Yamaha R1 Cup & Focused Events KTM Super Duke Battle

FREE PRACTICE 1 - SECTOR ANALYSIS

5 -	23.178	26.104	116.5	17.896	111.5	1:07.178	15 -	22.777	26.679	108.1	18.274	111.5	1:07.730
6 -	22.019	25.552	114.9	18.001	109.3	1:05.572	16 -	22.103	25.856	111.3	18.063	110.9	1:06.022
7 -	22.019	25.582	117.9	17.863	111.8	1:05.464	17 -	22.189	25.406	116.3	17.473	112.2	1:05.068
8 -	21.909	25.307	118.6	17.489	113.4	1:04.705	18 -	21.794	26.296	111.1	17.678	110.7	1:05.768
9 -	22.321	25.728	117.1	17.075	113.9	1:05.124	19 -	22.044	25.399	114.5	22.371	29.5	1:09.814
10 -	21.438	24.922	116.9	17.321	109.8	1:03.681							
23	Jonathan PEARSON Superbike Magazine												
1 -	Out	29.600	104.4	18.978	108.6	1:14.374	10 -	20.080	23.519	118.6	16.533	113.4	1:00.132
2 -	22.815	26.170	115.3	17.222	112.2	1:06.207	11 -	20.408	23.258	122.9	16.481	114.3	1:00.147
3 -	21.699	25.067	117.9	16.644	112.0	1:03.410	12 -	20.059	23.343	120.9	16.327	114.5	59.729
4 -	21.162	25.203	116.1	16.537	113.2	1:02.902	13 -	20.792	24.365	116.9	16.165	112.8	1:01.322
5 -	20.315	24.204	119.6	16.335	113.2	1:00.854	14 -	11:46.444	25.485	113.2	16.917	113.2	12:28.846
6 -	20.320	24.233	117.5	16.521	113.4	1:01.074	15 -	20.801	23.968	120.3	16.466	113.6	1:01.235
7 -	20.079	24.378	119.8	16.167	112.8	1:00.624	16 -	20.346	23.978	121.4	15.845	114.9	1:00.169
8 -	19.627	23.721	119.6	16.297	113.4	59.645	17 -	19.766	24.495	120.3	27.060	38.1	1:11.321
9 -	19.705	23.428	120.3	17.182	103.4	1:00.315							
26	David WOOD Art Of Racing												
1 -	Out	29.591	112.8	19.025	109.3	1:12.642	8 -	21.714	25.123	115.9	16.882	116.7	1:03.719
2 -	24.495	26.796	115.3	18.546	112.4	1:09.837	9 -	21.279	24.673	119.8	16.935	114.7	1:02.887
3 -	23.637	25.906	117.9	17.496	116.1	1:07.039	10 -	21.389	26.050	121.1	17.223	113.2	1:04.662
4 -	22.178	25.398	120.1	17.348	116.3	1:04.924	11 -	21.373	25.466	117.3	16.798	116.3	1:03.637
5 -	21.843	26.155	121.8	16.883	118.4	1:04.881	12 -	20.966	25.529	121.1	16.812	115.3	1:03.307
6 -	12:14.473	27.777	112.8	17.947	111.1	13:00.197	13 -	20.677	25.506	120.3	20.724	38.9	1:06.907
7 -	22.240	25.320	118.1	17.356	115.3	1:04.916							
33	Michael NEEVES Team MCN												
1 -	Out	27.897	113.7	17.717	111.3	1:09.245	11 -	21.518	25.716	119.2	17.376	115.1	1:04.610
2 -	21.526	27.060	110.9	17.037	116.5	1:05.623	12 -	21.380	24.941	119.8	16.444	120.5	1:02.765
3 -	21.599	25.038	120.9	16.716	117.7	1:03.353	13 -	21.102	24.858	117.9	17.942	113.0	1:03.902
4 -	20.928	24.678	122.0	16.595	119.0	1:02.201	14 -	21.939	25.115	116.7	17.707	118.1	1:04.761
5 -	20.568	26.291	109.3	16.711	119.0	1:03.570	15 -	21.359	25.402	119.0	16.692	120.7	1:03.453
6 -	20.534	24.247	121.4	16.203	122.2	1:00.984	16 -	21.411	25.655	122.2	16.955	119.0	1:04.021
7 -	20.493	24.390	123.8	16.181	118.1	1:01.064	17 -	21.846	25.766	114.5	16.827	121.8	1:04.439
8 -	20.662	24.906	120.3	21.841	40.9	1:07.409	18 -	21.210	26.726	116.1	17.164	120.5	1:05.100
9 -	2:03.121	24.707	121.6	16.886	122.7	2:44.714	19 -	21.705	25.787	119.2	17.525	116.5	1:05.017
10 -	12:31.513	26.746	114.9	17.380	118.4	13:15.639							
34	Stu WILSON Wilhall Yamaha												
1 -	Out	28.923	115.7	19.012	115.7	1:14.682	4 -	20.501	24.399	127.8	16.717	121.8	1:01.617
2 -	21.750	25.377	125.2	20.338	42.6	1:07.465	5 -	20.261	24.172	120.3	16.887	120.7	1:01.320
3 -	20:43.878	25.623	125.4	16.790	121.4	21:26.291							
43	Ryan LOWE The KTM Centre												
1 -						1:10.285	3 -						1:11.823
2 -						18:27.939	4 -						1:11.334
44	Gary BYRNE Racing for GOSH												
1 -	Out	31.323	92.3	20.551	104.5	1:20.826	12 -	20.645	24.729	117.9	17.140	112.0	1:02.514
2 -	26.175	27.465	114.9	18.398	112.2	1:12.038	13 -	12:07.362	28.306	102.1	19.511	103.6	12:55.179
3 -	22.346	25.572	119.0	18.533	107.2	1:06.451	14 -	22.879	26.467	108.6	17.995	107.9	1:07.341
4 -	22.729	26.239	115.3	18.076	110.0	1:07.044	15 -	22.624	26.785	109.5	18.857	106.7	1:08.266
5 -	21.971	26.669	118.8	17.740	110.6	1:06.380	16 -	23.240	26.893	110.7	18.264	110.6	1:08.397
6 -	21.471	25.246	119.6	16.828	111.3	1:03.545	17 -	22.587	26.766	110.9	19.103	108.9	1:08.456
7 -	21.355	24.537	120.9	17.074	112.6	1:02.966	18 -	23.034	27.139	108.9	18.603	110.2	1:08.776
8 -	21.279	24.602	120.1	16.941	113.2	1:02.822	19 -	23.119	27.277	110.0	20.117	98.5	1:10.513
9 -	21.442	24.244	118.6	16.984	109.1	1:02.670	20 -	23.934	27.991	105.0	20.041	104.4	1:11.966
10 -	20.902	24.459	115.9	17.024	112.0	1:02.385	21 -	23.933	28.904	103.4	25.046	26.5	1:17.883
11 -	21.004	25.759	119.6	16.928	111.7	1:03.691							
44	Marti BROWN												
1 -	Out	27.693	102.1	18.551	120.7	1:12.941	11 -	12:23.303	26.627	108.9	17.844	122.7	13:07.774
2 -	22.559	26.618	113.9	17.663	123.6	1:06.840	12 -	21.565	25.256	115.7	17.015	122.9	1:03.836

Knockhill
Circuit Length = 1.2713 miles
Start: 08:45 End: 09:21

Weather / Track : Rain / Wet

MCRCB BULLETIN TK006

2008 Henderson Yamaha R1 Cup & Focused Events KTM Super Duke Battle

FREE PRACTICE 1 - SECTOR ANALYSIS

3 -	21.331	25.327	116.3	16.800	122.9	1:03.458	13 -	20.688	24.735	120.1	16.688	119.6	1:02.111
4 -	20.444	25.589	97.3	17.456	122.0	1:03.489	14 -	20.953	24.767	119.4	17.791	123.4	1:03.511
5 -	20.475	24.345	122.0	16.416	123.8	1:01.236	15 -	21.476	25.550	120.3	22.901	37.1	1:09.927
6 -	20.377	24.790	119.6	16.219	125.4	1:01.386	16 -	1:16.988	24.645	120.9	16.279	125.9	1:57.912
7 -	19.554	23.993	123.1	15.766	125.4	59.313	17 -	21.216	25.053	120.1	16.447	124.7	1:02.716
8 -	20.598	23.753	125.9	15.696	124.0	1:00.047	18 -	20.299	24.290	122.7	17.005	123.8	1:01.594
9 -	19.312	23.400	123.8	16.066	125.4	58.778	19 -	20.595	24.254	122.9	16.415	125.9	1:01.264
10 -	19.572	24.118	118.8	16.727	122.0	1:00.417							
66	Luke HALL					Moto Developments							
1 -						1:08.367	7 -						1:07.449
2 -						1:07.256	8 -						1:07.226
3 -						1:06.248	9 -						1:07.111
4 -						1:07.032	10 -						2:13.845
5 -						1:06.130	11 -						1:06.608
6 -						12:51.088							
69	Paul SHOESMITH					Ice Valley							
1 -	Out	28.425	108.9	18.499	125.2	1:12.089	7 -	20.946	24.255	123.4	16.523	126.9	1:01.724
2 -	22.608	26.326	114.5	17.769	126.4	1:06.703	8 -	20.355	24.003	128.3	16.348	126.1	1:00.706
3 -	21.315	25.271	119.6	17.007	126.1	1:03.593	9 -	20.333	24.078	129.1	16.334	126.4	1:00.745
4 -	21.089	25.171	121.8	16.973	126.6	1:03.233	10 -	20.103	23.514	131.1	16.195	126.9	59.812
5 -	20.683	24.804	122.9	16.863	127.3	1:02.350	11 -	19.850	23.591	130.8	15.967	125.2	59.408
6 -	20.979	25.279	121.4	16.968	126.6	1:03.226							
69	Peter HASLER					Art Of Racing							
1 -	Out	30.754	90.2	19.252	111.7	1:16.175	5 -	21.654	26.232	107.9	18.006	113.6	1:05.892
2 -	22.852	28.266	97.4	18.342	113.6	1:09.460	6 -	22.967	26.076	114.9	17.503	113.6	1:06.546
3 -	22.252	27.725	104.5	18.446	113.6	1:08.423	7 -	21.418	26.777	109.5	17.575	113.9	1:05.770
4 -	21.904	26.343	116.7	17.743	115.5	1:05.990	8 -	21.665	26.810	108.8	18.338	115.7	1:06.813
73	Matt FLYNN					SJB Racing							
1 -	Out	30.489	88.8	20.429	100.9	1:15.842	11 -	21.443	25.567	118.1	17.496	106.7	1:04.506
2 -	23.282	27.675	101.1	18.998	104.7	1:09.955	12 -	21.802	25.121	116.1	17.362	108.9	1:04.285
3 -	21.848	26.704	107.4	18.451	106.2	1:07.003	13 -	11:40.816	26.938	109.7	18.172	107.7	12:25.926
4 -	21.492	26.304	108.8	18.109	106.0	1:05.905	14 -	22.064	26.130	110.9	17.863	106.7	1:06.057
5 -	21.530	25.386	113.7	17.658	107.9	1:04.574	15 -	22.100	26.121	110.6	17.994	104.7	1:06.215
6 -	21.479	25.636	114.7	17.442	108.8	1:04.557	16 -	21.290	25.613	114.1	18.144	106.4	1:05.047
7 -	21.389	25.853	114.7	17.569	110.4	1:04.811	17 -	21.180	26.103	111.7	17.725	107.7	1:05.008
8 -	20.897	25.437	116.9	17.718	108.4	1:04.052	18 -	21.449	26.228	111.3	17.716	108.9	1:05.393
9 -	21.135	24.881	117.1	17.424	108.8	1:03.440	19 -	22.354	25.569	113.6	18.711	105.5	1:06.634
10 -	20.938	24.954	117.3	16.999	109.3	1:02.891	20 -	21.707	26.195	102.5	26.446	29.8	1:14.348
74	Neal GARSIDE					Buckingham Group							
1 -	Out	30.182	101.5	19.025	110.7	1:12.483	11 -	22.902	26.137	113.7	18.475	100.6	1:07.514
2 -	24.000	28.125	108.6	18.927	115.7	1:11.052	12 -	12:06.069	28.699	108.1	18.423	118.4	12:53.191
3 -	23.270	27.412	112.6	18.115	119.6	1:08.797	13 -	23.243	26.025	114.5	17.799	122.5	1:07.067
4 -	21.949	26.333	116.1	17.291	119.2	1:05.573	14 -	22.338	26.294	114.3	17.641	122.0	1:06.273
5 -	22.397	25.922	114.9	18.179	115.9	1:06.498	15 -	22.388	27.281	111.8	17.847	114.9	1:07.516
6 -	23.049	26.617	118.8	17.631	120.1	1:07.297	16 -	22.625	26.585	114.1	17.916	117.7	1:07.126
7 -	22.387	25.386	118.6	17.712	115.1	1:05.485	17 -	22.801	27.408	112.4	17.834	115.5	1:08.043
8 -	22.376	25.797	118.6	17.205	117.9	1:05.378	18 -	24.145	27.996	113.0	18.148	114.3	1:10.289
9 -	22.373	25.961	115.9	17.599	122.0	1:05.933	19 -	23.137	27.539	101.2	17.892	117.9	1:08.568
10 -	22.204	25.760	119.2	17.575	121.8	1:05.539	20 -	23.168	26.715	113.6	17.825	113.0	1:07.708
88	James EDMEADES					Redline Motorcycles / VSG							
1 -	Out	31.491	99.4	20.726	108.8	1:17.830	10 -	20.142	24.227	115.3	17.197	111.8	1:01.566
2 -	23.036	28.660	114.9	18.196	112.2	1:09.892	11 -	19.852	23.972	120.1	16.693	112.8	1:00.517
3 -	21.999	26.387	115.5	18.735	113.2	1:07.121	12 -	19.924	24.158	120.5	16.823	111.5	1:00.905
4 -	21.895	26.220	115.3	17.494	112.0	1:05.609	13 -	12:19.127	29.959	102.3	24.726	38.0	13:13.812
5 -	21.158	25.514	117.1	17.576	113.2	1:04.248	14 -	41.560	27.958	112.6	18.623	108.6	1:28.141
6 -	21.129	24.820	118.6	17.390	112.8	1:03.339	15 -	22.653	27.126	112.4	18.331	111.5	1:08.110
7 -	20.507	24.660	120.3	17.573	109.8	1:02.740	16 -	21.704	26.495	112.2	18.122	107.5	1:06.321
8 -	20.397	24.619	120.1	16.784	112.8	1:01.800	17 -	22.310	26.620	115.7	21.598	35.1	1:10.528
9 -	20.209	24.562	120.7	16.688	113.0	1:01.459							

Knockhill
Circuit Length = 1.2713 miles
Start: 08:45 End: 09:21

Weather / Track : Rain / Wet

MCRCB BULLETIN TK006

2008 Henderson Yamaha R1 Cup & Focused Events KTM Super Duke Battle

FREE PRACTICE 1 - SECTOR ANALYSIS

96		Colin MOULD				Art Of Racing							
1 -	Out	29.225	105.5	20.182	105.7	1:13.955	12 -	21.080	26.115	111.1	17.471	111.1	1:04.666
2 -	22.369	26.357	113.4	18.421	108.4	1:07.147	13 -	12:51.927	28.085	109.7	18.747	107.4	13:38.759
3 -	21.436	25.854	115.3	17.695	112.0	1:04.985	14 -	22.081	26.628	115.7	18.034	108.9	1:06.743
4 -	21.258	25.527	116.5	17.525	113.4	1:04.310	15 -	21.385	26.360	113.0	18.033	108.6	1:05.778
5 -	20.928	25.428	115.9	17.421	113.0	1:03.777	16 -	21.375	26.136	113.9	17.936	111.1	1:05.447
6 -	21.662	26.958	114.7	17.226	113.7	1:05.846	17 -	21.860	25.802	111.3	18.466	109.8	1:06.128
7 -	20.357	24.679	115.1	16.800	115.3	1:01.836	18 -	22.208	26.313	112.4	17.819	110.2	1:06.340
8 -	20.395	24.815	119.2	16.804	113.0	1:02.014	19 -	21.460	25.952	112.2	18.379	108.1	1:05.791
9 -	19.891	24.598	120.1	17.324	112.4	1:01.813	20 -	21.408	26.763	111.5	17.853	109.5	1:06.024
10 -	21.183	25.715	116.7	17.227	113.2	1:04.125	21 -	22.413	26.036	112.6	17.988	109.7	1:06.437
11 -	20.603	24.770	118.6	17.034	110.6	1:02.407							
98		Kyle KENTISH				Deadline Racing							
1 -	Out	33.245	96.4	20.647	118.1	1:24.580	10 -	23.235	26.202	127.1	17.592	119.0	1:07.029
2 -	25.087	28.678	106.2	18.339	123.1	1:12.104	11 -	11:31.870	28.961	104.2	20.156	117.7	12:20.987
3 -	23.423	26.420	115.7	17.719	125.0	1:07.562	12 -	24.795	28.484	111.1	18.210	121.8	1:11.489
4 -	22.411	25.959	115.7	17.840	123.8	1:06.210	13 -	23.898	28.539	108.6	17.750	126.6	1:10.187
5 -	22.954	25.543	118.4	17.602	125.7	1:06.099	14 -	23.415	27.937	113.2	17.641	125.0	1:08.993
6 -	22.139	25.537	117.5	17.087	127.6	1:04.763	15 -	22.624	27.481	112.4	17.496	126.6	1:07.601
7 -	21.696	25.432	117.3	17.414	125.2	1:04.542	16 -	22.647	27.458	106.4	18.265	124.3	1:08.370
8 -	21.276	25.393	118.8	17.693	121.6	1:04.362	17 -	22.996	29.726	98.0	29.615	33.1	1:22.337
9 -	21.857	25.522	118.8	17.161	124.7	1:04.540							
99		Simon NASH				Moto Developments							
1 -						2:17.031	5 -						12:53.629
2 -						1:05.302	6 -						1:09.188
3 -						1:04.566	7 -						1:12.766
4 -						1:05.645							
118		Jimmy STORRAR				Co Ordit Racing							
1 -	Out	28.219	105.8	18.362	121.1	1:11.922	10 -	20.185	24.119	126.4	16.579	126.6	1:00.883
2 -	21.744	25.898	117.3	17.344	125.4	1:04.986	11 -	20.751	24.144	127.3	16.264	125.7	1:01.159
3 -	21.355	24.854	114.3	17.799	124.5	1:04.008	12 -	19.718	24.150	125.7	16.266	125.7	1:00.134
4 -	20.758	25.655	118.4	16.984	125.4	1:03.397	13 -	19.417	24.733	112.0	17.641	120.9	1:01.791
5 -	20.305	23.895	122.7	16.009	126.4	1:00.209	14 -	20.042	24.117	123.6	16.245	125.7	1:00.404
6 -	19.619	23.228	129.8	15.991	125.2	58.838	15 -	19.860	24.443	113.7	16.587	126.1	1:00.890
7 -	20.214	24.433	117.3	20.606	41.0	1:05.253	16 -	20.496	24.289	123.4	16.516	124.3	1:01.301
8 -	17:15.819	25.888	121.1	17.416	124.7	17:59.123	17 -	20.005	23.999	122.5	21.216	35.2	1:05.220
9 -	21.468	24.765	122.9	16.608	124.3	1:02.841							

Knockhill
Circuit Length = 1.2713 miles
Start: 08:45 End: 09:21

Weather / Track : Rain / Wet

MCRCB BULLETIN TK007

2008 Henderson Yamaha R1 Cup & Focused Events KTM Super Duke Battle FREE PRACTICE 1 - SPEED TRAPS

SECTOR 1				SECTOR 2			FINISH LINE		
POS	NO	NAME	MPH	NO	NAME	MPH	NO	NAME	MPH
1				14	Jack KENNEDY	135.8	5	Robert KENNEDY	128.3
2				11	Sam WARREN	135.3	11	Sam WARREN	128.3
3				69	Paul SHOESMITH	131.1	14	Jack KENNEDY	128.3
4				118	Jimmy STORRAR	129.8	98	Kyle KENTISH	127.6
5				34	Stu WILSON	127.8	69	Paul SHOESMITH	127.3
6				44	Marti BROWN	125.9	118	Jimmy STORRAR	126.6
7				2	Gary MASON	125.7	44	Marti BROWN	125.9
8				5	Robert KENNEDY	124.5	2	Gary MASON	123.4
9				33	Michael NEEVES	123.8	33	Michael NEEVES	122.7
10				23	Jonathan PEARSON	122.9	74	Neal GARSIDE	122.5
11				26	David WOOD	121.8	34	Stu WILSON	121.8
12				7	Pat SHAUGHNESSY	121.1	10	Jon KIRKHAM	121.6
13				98	Kyle KENTISH	121.1	26	David WOOD	118.4
14				44	Gary BYRNE	120.9	69	Peter HASLER	115.7
15				0	Alistar FAGAN	120.7	96	Colin MOULD	115.3
16				88	James EDMEADES	120.7	6	Dave HEAL	115.1
17				6	Dave HEAL	120.5	8	Ed SMITH	114.9
18				8	Ed SMITH	120.5	23	Jonathan PEARSON	114.9
19				10	Jon KIRKHAM	120.1	0	Alistar FAGAN	114.7
20				10	Kelvin REILLY	120.1	7	Pat SHAUGHNESSY	114.7
21				96	Colin MOULD	120.1	10	Kelvin REILLY	114.1
22				11	Paul LANE	119.4	11	Paul LANE	113.9
23				16	Nick HOBDEN	119.4	16	Nick HOBDEN	113.9
24				74	Neal GARSIDE	119.2	9	Stuart MacLURE	113.2
25				73	Matt FLYNN	118.1	44	Gary BYRNE	113.2
26				9	Stuart MacLURE	117.3	88	James EDMEADES	113.2
27				69	Peter HASLER	116.7	5	Matt WALKER	110.7
28				5	Matt WALKER	114.3	73	Matt FLYNN	110.4
29				15	Ben WILSON	106.5	15	Ben WILSON	34.4
30									
31									
32									

Weather / Track : Rain / Wet

www.tsl-timing.com

Knockhill
Circuit Length = 1.2713 miles
Start: 08:45 End: 09:21

Printed - 09.24 Saturday, 09 August 2008

MCRCB BULLETIN TK008

2008 Henderson Yamaha R1 Cup & Focused Events KTM Super Duke Battle FREE PRACTICE 1 - BEST SECTOR TIMES

SECTOR 1			SECTOR 2			SECTOR 3			IDEAL / BEST COMPARISON						
POS	NO	NAME	TIME	NO	NAME	TIME	NO	NAME	TIME	POS	NO	NAME	IDEAL	BEST	DIFF
1	11	WARREN	18.550	14	KENNEDY	21.880	11	WARREN	15.278	1	14	KENNEDY	56.008	56.008	0.000
2	14	KENNEDY	18.714	11	WARREN	22.395	14	KENNEDY	15.414	2	11	WARREN	56.223	56.223	0.000
3	44	BROWN	19.312	118	STORRAR	23.228	44	BROWN	15.696	3	44	BROWN	58.408	58.778	0.370
4	118	STORRAR	19.417	23	PEARSON	23.258	23	PEARSON	15.845	4	118	STORRAR	58.636	58.838	0.202
5	23	PEARSON	19.627	44	BROWN	23.400	69	SHOESMITH	15.967	5	23	PEARSON	58.730	59.645	0.915
6	69	SHOESMITH	19.850	69	SHOESMITH	23.514	118	STORRAR	15.991	6	69	SHOESMITH	59.331	59.408	0.077
7	88	EDMEADES	19.852	8	SMITH	23.879	33	NEEVES	16.181	7	8	SMITH	1:00.213	1:00.641	0.428
8	96	MOULD	19.891	88	EDMEADES	23.972	8	SMITH	16.202	8	88	EDMEADES	1:00.512	1:00.517	0.005
9	7	SHAUGHNESSY	19.912	0	FAGAN	24.097	7	SHAUGHNESSY	16.426	9	33	NEEVES	1:00.921	1:00.984	0.063
10	0	FAGAN	20.130	34	WILSON	24.172	5	KENNEDY	16.563	10	5	KENNEDY	1:00.942	1:01.658	0.716
11	8	SMITH	20.132	5	KENNEDY	24.203	88	EDMEADES	16.688	11	0	FAGAN	1:01.015	1:01.094	0.079
12	5	KENNEDY	20.176	44	BYRNE	24.244	34	WILSON	16.717	12	34	WILSON	1:01.150	1:01.320	0.170
13	34	WILSON	20.261	33	NEEVES	24.247	6	HEAL	16.767	13	7	SHAUGHNESSY	1:01.231	1:01.263	0.032
14	10	REILLY	20.431	6	HEAL	24.322	16	HOBDEN	16.772	14	96	MOULD	1:01.289	1:01.813	0.524
15	33	NEEVES	20.493	10	REILLY	24.427	0	FAGAN	16.788	15	10	REILLY	1:01.679	1:01.735	0.056
16	44	BYRNE	20.645	96	MOULD	24.598	26	WOOD	16.798	16	44	BYRNE	1:01.717	1:02.385	0.668
17	26	WOOD	20.677	26	WOOD	24.673	96	MOULD	16.800	17	6	HEAL	1:01.931	1:02.014	0.083
18	6	HEAL	20.842	16	HOBDEN	24.876	10	REILLY	16.821	18	26	WOOD	1:02.148	1:02.887	0.739
19	73	FLYNN	20.897	73	FLYNN	24.881	44	BYRNE	16.828	19	73	FLYNN	1:02.777	1:02.891	0.114
20	11	LANE	20.898	7	SHAUGHNESSY	24.893	11	LANE	16.999	20	16	HOBDEN	1:02.816	1:02.816	0.000
21	16	HOBDEN	21.168	2	MASON	24.938	73	FLYNN	16.999	21	11	LANE	1:03.041	1:03.804	0.763
22	98	KENTISH	21.276	11	LANE	25.144	98	KENTISH	17.087	22	98	KENTISH	1:03.756	1:04.362	0.606
23	69	HASLER	21.418	74	GARSDIE	25.386	5	WALKER	17.169	23	2	MASON	1:04.412	1:07.153	2.741
24	5	WALKER	21.607	98	KENTISH	25.393	74	GARSDIE	17.205	24	74	GARSDIE	1:04.540	1:05.378	0.838
25	2	MASON	21.670	9	MacLURE	25.609	69	HASLER	17.503	25	5	WALKER	1:04.542	1:04.579	0.037
26	9	MacLURE	21.735	5	WALKER	25.766	9	MacLURE	17.715	26	69	HASLER	1:04.997	1:05.770	0.773
27	10	KIRKHAM	21.776	69	HASLER	26.076	2	MASON	17.804	27	9	MacLURE	1:05.059	1:05.456	0.397
28	74	GARSDIE	21.949	10	KIRKHAM	26.293	10	KIRKHAM	18.811	28	10	KIRKHAM	1:06.880	1:13.014	6.134
29	15	WILSON		15	WILSON	29.448	15	WILSON	22.400	29	15	WILSON			
30	43	LOWE		43	LOWE		43	LOWE		30	43	LOWE		1:10.285	0.000
31	66	HALL		66	HALL		66	HALL		31	66	HALL		1:06.130	0.000
32	99	NASH		99	NASH		99	NASH		32	99	NASH		1:04.566	0.000

Perfect Lap	55.708
-------------	--------

MCRCB BULLETIN TK021

2008 Henderson Yamaha R1 Cup & Focused Events KTM Super Duke Battle FREE PRACTICE 2 - CLASSIFICATION

POS	NO	CL	NAME	ENTRY	TIME	ON	LAPS	GAP	DIFF	MPH
1	11		Sam WARREN	Yamaha - Mission Racing	58.276	22	22			78.53
2	77		Marty NUTT	Yamaha - Double M Racing / NuttTravel.com	58.469	14	14	0.193	0.193	78.27
3	15		Ben WILSON	Yamaha - Ben-Wilson-Racing.com	58.509	20	21	0.233	0.040	78.22
4	2		Gary MASON	Yamaha - VTune/ Airmax/ Tamworth Yamaha	58.579	21	23	0.303	0.070	78.12
5	10		Jon KIRKHAM	Yamaha - Jon Kirkham Racing	58.743	7	8	0.467	0.164	77.91
6	118		Jimmy STORRAR	Yamaha - Co Ordit Racing	59.288	13	19	1.012	0.545	77.19
7	26		David WOOD	KTM - Art Of Racing	59.766	14	19	1.490	0.478	76.57
8	19		Adrian COATES	Yamaha - Stoneyford Concrete	1:00.094	13	19	1.818	0.328	76.16
9	14		Jack KENNEDY	Yamaha - JK Racing	1:00.369	3	6	2.093	0.275	75.81
10	8		Ed SMITH	KTM - Gear 4	1:00.395	15	23	2.119	0.026	75.78
11	10		Kelvin REILLY	KTM - Inmoto Corse	1:00.643	8	18	2.367	0.248	75.47
12	69		Paul SHOESMITH	Yamaha - Ice Valley	1:00.866	16	19	2.590	0.223	75.19
13	34		Stu WILSON	Yamaha - Wilhall Yamaha	1:01.078	16	17	2.802	0.212	74.93
14	23		Jonathan PEARSON	KTM - Superbike Magazine	1:01.359	10	11	3.083	0.281	74.59
15	7		Pat SHAUGHNESSY	KTM - Jim Aim Racing	1:01.428	22	23	3.152	0.069	74.50
16	11		Paul LANE	KTM - Inmoto Corse	1:01.535	21	21	3.259	0.107	74.37
17	69		Peter HASLER	KTM - Art Of Racing	1:01.879	21	22	3.603	0.344	73.96
18	88		James EDMEADES	KTM - Redline Motorcycles / VSG	1:01.934	17	19	3.658	0.055	73.89
19	0		Alistar FAGAN	KTM - T.W.O. Magazine	1:02.026	12	15	3.750	0.092	73.78
20	6		Dave HEAL	KTM - Littlewood Fencing / Dave Heal R'g	1:02.049	11	15	3.773	0.023	73.76
21	44		Marti BROWN	Yamaha -	1:02.308	7	8	4.032	0.259	73.45
22	73		Matt FLYNN	KTM - SJB Racing	1:02.942	18	22	4.666	0.634	72.71
23	44		Gary BYRNE	KTM - Racing for GOSH	1:03.295	17	22	5.019	0.353	72.30
24	16		Nick HOBDEN	KTM - Littlewood Fencing / Dave Heal R'g	1:03.477	14	18	5.201	0.182	72.10
25	99		Simon NASH	KTM - Moto Developments	1:03.486	15	16	5.210	0.009	72.09
26	5		Matt WALKER	KTM - KTM UK	1:04.173	19	21	5.897	0.687	71.31
27	33		Michael NEEVES	Yamaha - Team MCN	1:04.206	15	17	5.930	0.033	71.28
28	98		Kyle KENTISH	Yamaha - Deadline Racing	1:04.787	18	20	6.511	0.581	70.64
29	66		Luke HALL	KTM - Moto Developments	1:05.008	12	16	6.732	0.221	70.40
30	96		Colin MOULD	KTM - Art Of Racing	1:05.176	7	10	6.900	0.168	70.22
31	43		Ryan LOWE	KTM - The KTM Centre	1:05.186	14	19	6.910	0.010	70.21
32	74		Neal GARSIDE	Yamaha - Buckingham Group	1:05.363	17	21	7.087	0.177	70.02
33	9		Stuart MacLURE	KTM - Redline / MacLure Racing	1:05.634	17	20	7.358	0.271	69.73

Weather / Track : Rain / Wet

These results are provisional until the conclusion of any judicial and technical matters.

Knockhill
Circuit Length = 1.2713 miles
Start: 11:54 End: 12:20

Race Director :	Stewards :	Timekeeper :

MCRCB BULLETIN TK022

2008 Henderson Yamaha R1 Cup & Focused Events KTM Super Duke Battle

FREE PRACTICE 2 - SECTOR ANALYSIS

0		Alistar FAGAN				T.W.O. Magazine							
1 -	Out	26.294	114.1	17.466	109.5	1:06.580	9 -	20.679	25.576	118.4	17.272	111.8	1:03.527
2 -	21.009	25.271	113.9	17.327	111.1	1:03.607	10 -	21.947	27.820	93.7	24.549	36.8	1:14.316
3 -	20.175	24.856	117.5	17.056	111.3	1:02.087	11 -	6:54.148	26.809	114.7	18.177	110.6	7:39.134
4 -	21.114	24.523	117.9	17.289	111.7	1:02.926	12 -	20.741	24.455	117.9	16.830	110.9	1:02.026
5 -	20.002	24.843	113.4	23.126	35.2	1:07.971	13 -	20.297	25.450	119.0	16.982	110.9	1:02.729
6 -	1:06.470	25.672	114.7	27.378	30.1	1:59.520	14 -	21.775	26.648	110.7	24.799	31.6	1:13.222
7 -	37.615	25.766	116.9	17.806	110.9	1:21.187	15 -	1:47.950	24.717	117.9	17.118	111.8	2:29.785
8 -	20.500	25.128	119.0	17.200	110.6	1:02.828							
2		Gary MASON				VTune/ Airmax/ Tamworth Yamaha							
1 -	Out	28.261	113.7	18.436	123.6	1:13.251	13 -	20.741	25.140	119.8	16.376	127.8	1:02.257
2 -	22.649	26.700	121.8	17.783	125.7	1:07.132	14 -	19.939	23.754	126.1	16.238	125.9	59.931
3 -	21.386	26.140	118.6	17.197	124.5	1:04.723	15 -	20.475	23.862	130.3	16.419	125.4	1:00.756
4 -	20.869	24.511	125.9	17.071	125.2	1:02.451	16 -	19.687	23.126	130.8	16.356	127.1	59.169
5 -	22.082	25.404	120.9	17.064	126.6	1:04.550	17 -	20.155	23.959	130.3	16.379	126.9	1:00.493
6 -	21.030	24.778	123.8	16.794	126.4	1:02.602	18 -	19.970	23.303	121.6	16.147	126.9	59.420
7 -	20.877	24.011	121.8	17.236	125.4	1:02.124	19 -	19.730	23.137	130.3	16.197	126.9	59.064
8 -	22.032	24.393	123.1	16.560	126.9	1:02.985	20 -	20.750	23.777	127.8	16.181	124.7	1:00.708
9 -	20.022	23.579	128.6	16.349	127.1	59.950	21 -	19.520	23.130	130.1	15.929	127.1	58.579
10 -	21.232	24.747	115.1	16.778	125.2	1:02.757	22 -	19.629	23.406	127.3	15.915	126.1	58.950
11 -	20.297	23.728	122.9	16.227	127.1	1:00.252	23 -	19.673	23.026	130.1	16.525	125.2	59.224
12 -	19.970	23.543	129.6	16.354	127.8	59.867							
5		Matt WALKER				KTM UK							
1 -	Out	29.484	102.3	20.515	99.1	1:15.480	12 -	21.611	25.794	111.3	17.219	108.1	1:04.624
2 -	22.957	27.859	99.9	18.901	107.7	1:09.717	13 -	21.960	26.372	111.7	18.319	108.2	1:06.651
3 -	23.034	28.325	105.5	18.001	106.0	1:09.360	14 -	21.576	26.263	112.6	17.975	104.7	1:05.814
4 -	23.258	27.216	107.5	18.018	109.1	1:08.492	15 -	21.854	26.084	111.3	17.731	106.9	1:05.669
5 -	22.325	27.229	105.0	18.364	106.2	1:07.918	16 -	21.667	26.510	111.8	17.531	105.0	1:05.708
6 -	22.469	27.070	105.4	17.848	108.9	1:07.387	17 -	21.773	26.163	110.9	17.469	108.2	1:05.405
7 -	21.609	26.372	105.5	17.899	109.3	1:05.880	18 -	21.377	26.464	112.0	17.387	107.9	1:05.228
8 -	21.850	26.599	109.1	18.337	106.9	1:06.786	19 -	21.080	25.870	115.1	17.223	107.2	1:04.173
9 -	22.294	26.621	104.0	17.816	106.5	1:06.731	20 -	22.316	27.148	106.7	24.527	27.7	1:13.991
10 -	21.556	26.308	110.9	17.754	108.2	1:05.618	21 -	1:42.487	29.611	101.1	24.490	28.2	2:36.588
11 -	22.155	27.914	108.2	17.709	106.7	1:07.778							
6		Dave HEAL				Littlewood Fencing / Dave Heal R'g							
1 -	Out	29.526	102.9	19.987	109.7	1:15.118	9 -	21.035	24.649	116.9	17.233	113.6	1:02.917
2 -	23.024	27.204	104.5	18.511	111.5	1:08.739	10 -	20.829	24.771	117.5	17.382	113.4	1:02.982
3 -	22.343	26.082	112.2	18.065	113.2	1:06.490	11 -	20.662	24.394	118.6	16.993	112.8	1:02.049
4 -	21.987	25.303	115.5	17.781	113.9	1:05.071	12 -	20.622	24.619	118.8	17.337	113.9	1:02.578
5 -	22.389	26.148	116.7	17.768	113.0	1:06.305	13 -	21.545	24.697	110.2	20.083	111.1	1:06.325
6 -	22.029	27.990	113.2	24.467	29.8	1:14.486	14 -	21.030	24.748	115.9	17.735	113.2	1:03.513
7 -	5:00.327	29.914	113.2	18.402	113.4	5:48.643	15 -	24.406	27.800	103.4	26.231	28.8	1:18.437
8 -	21.900	25.524	113.0	17.574	112.8	1:04.998							
7		Pat SHAUGHNESSY				Jim Aim Racing							
1 -	Out	26.669	114.7	17.685	110.4	1:07.054	13 -	21.274	25.871	119.2	17.067	112.8	1:04.212
2 -	21.118	25.313	114.7	17.575	112.0	1:04.006	14 -	20.562	24.833	120.9	16.813	113.2	1:02.208
3 -	20.616	25.478	116.9	17.350	111.8	1:03.444	15 -	21.810	25.632	119.0	16.710	112.8	1:04.152
4 -	20.897	25.350	119.8	17.420	112.2	1:03.667	16 -	20.635	25.187	118.1	16.886	112.0	1:02.708
5 -	21.086	25.570	122.0	17.091	112.0	1:03.747	17 -	20.759	25.181	119.8	16.847	112.6	1:02.787
6 -	20.650	25.415	119.2	16.989	111.8	1:03.054	18 -	21.543	25.675	121.6	17.411	111.1	1:04.629
7 -	21.044	25.179	120.5	17.569	113.7	1:03.792	19 -	20.433	25.200	119.0	16.764	111.3	1:02.397
8 -	22.148	26.020	115.9	16.869	113.6	1:05.037	20 -	20.413	25.005	120.7	16.692	112.6	1:02.110
9 -	22.544	25.779	117.1	16.785	113.7	1:05.108	21 -	20.440	25.293	113.4	17.045	113.2	1:02.778
10 -	21.336	25.195	117.9	17.282	111.5	1:03.813	22 -	20.101	24.615	119.2	16.712	112.8	1:01.428
11 -	21.767	25.438	116.3	17.004	112.6	1:04.209	23 -	20.448	24.948	115.1	22.988	33.3	1:08.384
12 -	20.605	25.101	117.7	16.835	113.2	1:02.541							
8		Ed SMITH				Gear 4							
1 -	Out	27.311	106.0	19.080	110.7	1:13.354	13 -	20.222	23.825	118.6	16.564	108.8	1:00.611
2 -	22.400	26.200	110.6	17.672	111.7	1:06.272	14 -	20.160	24.187	116.7	16.739	109.7	1:01.086

Knockhill
Circuit Length = 1.2713 miles
Start: 11:54 End: 12:20

MCRCB BULLETIN TK022

2008 Henderson Yamaha R1 Cup & Focused Events KTM Super Duke Battle

FREE PRACTICE 2 - SECTOR ANALYSIS

3 -	21.974	25.062	113.7	17.319	112.4	1:04.355	15 -	20.256	23.701	120.3	16.438	110.9	1:00.395
4 -	21.684	25.302	113.0	17.133	111.5	1:04.119	16 -	20.085	23.665	117.3	16.877	111.5	1:00.627
5 -	21.954	26.016	115.3	17.071	111.7	1:05.041	17 -	20.435	24.080	119.0	16.557	112.0	1:01.072
6 -	20.835	25.223	115.7	16.800	111.8	1:02.858	18 -	20.179	25.318	117.1	16.692	111.8	1:02.189
7 -	20.715	24.482	117.9	17.423	110.6	1:02.620	19 -	20.626	23.986	119.0	16.640	111.1	1:01.252
8 -	21.572	24.458	117.5	16.669	112.0	1:02.699	20 -	20.812	23.791	117.9	16.769	111.7	1:01.372
9 -	20.807	24.212	118.1	16.724	109.1	1:01.743	21 -	20.804	24.086	114.1	16.767	110.6	1:01.657
10 -	21.313	24.488	117.3	17.010	110.9	1:02.811	22 -	20.477	23.523	119.2	16.655	111.7	1:00.655
11 -	20.989	24.285	116.3	16.818	112.6	1:02.092	23 -	20.507	23.755	116.5	21.221	30.5	1:05.483
12 -	20.568	24.267	118.1	16.622	111.5	1:01.457							

9	Stuart MacLURE												Redline / MacLure Racing											
1 -	Out	30.601	98.8	20.127	104.0	1:16.410	11 -	22.765	27.475	100.6	18.709	106.9	1:08.949											
2 -	23.462	28.559	104.7	19.734	105.7	1:11.755	12 -	22.689	26.777	101.5	19.756	107.2	1:09.222											
3 -	23.882	27.622	107.5	19.187	103.7	1:10.691	13 -	22.382	26.390	106.4	18.219	107.0	1:06.991											
4 -	23.259	27.510	109.3	18.823	107.2	1:09.592	14 -	22.880	26.584	108.9	18.323	103.6	1:07.787											
5 -	22.895	26.767	111.1	19.889	106.0	1:09.551	15 -	22.319	26.679	104.7	18.328	108.2	1:07.326											
6 -	23.407	26.617	108.8	18.679	106.5	1:08.703	16 -	22.261	26.180	113.0	18.235	100.5	1:06.676											
7 -	22.872	26.606	112.2	18.562	104.2	1:08.040	17 -	22.265	25.490	115.1	17.879	106.7	1:05.634											
8 -	23.904	26.704	109.7	18.824	106.5	1:09.432	18 -	22.560	28.522	103.7	18.372	108.6	1:09.454											
9 -	24.613	27.298	105.4	18.992	107.4	1:10.903	19 -	22.386	26.013	99.6	22.134	34.4	1:10.533											
10 -	22.708	26.280	111.5	18.827	107.0	1:07.815	20 -	1:05.705	26.513	110.0	18.096	108.9	1:50.314											

10	Kelvin REILLY												Inmoto Corse											
1 -	Out	27.219	107.4	18.729	106.9	1:10.936	10 -	2:25.676	24.858	117.3	16.763	113.2	3:07.297											
2 -	22.011	27.196	108.8	17.934	111.7	1:07.141	11 -	20.840	24.635	114.5	17.005	110.0	1:02.480											
3 -	21.960	27.266	114.5	21.691	36.5	1:10.917	12 -	21.908	24.691	116.7	17.351	110.6	1:03.950											
4 -	1:09.903	25.217	115.1	16.992	112.4	1:52.112	13 -	20.488	24.388	114.7	16.871	110.4	1:01.747											
5 -	21.478	24.967	116.3	17.036	110.0	1:03.481	14 -	20.263	24.032	120.3	17.069	113.0	1:01.364											
6 -	20.585	25.268	113.9	17.863	108.8	1:03.716	15 -	20.218	24.009	121.8	16.728	112.4	1:00.955											
7 -	21.751	24.498	120.1	16.622	112.8	1:02.871	16 -	20.416	24.794	114.3	16.840	112.8	1:02.050											
8 -	20.324	23.895	121.4	16.424	110.7	1:00.643	17 -	21.325	25.926	109.3	27.358	32.6	1:14.609											
9 -	21.066	25.595	111.8	21.201	39.7	1:07.862	18 -	1:34.158	25.517	115.9	20.838	37.4	2:20.513											

10	Jon KIRKHAM												Jon Kirkham Racing											
1 -	Out	28.325	110.0	18.445	119.6	1:12.463	5 -	21.074	25.713	127.1	16.599	124.5	1:03.386											
2 -	21.955	26.408	116.1	17.338	119.2	1:05.701	6 -	19.660	23.722	127.3	16.324	124.5	59.706											
3 -	22.188	26.872	116.7	17.589	123.6	1:06.649	7 -	19.160	23.436	127.3	16.147	125.2	58.743											
4 -	20.840	24.806	125.0	16.837	124.0	1:02.483	8 -	4:35.019	35.760	85.8	28.016	25.4	5:38.795											

11	Sam WARREN												Mission Racing											
1 -	Out	28.049	114.3	18.062	121.8	1:11.952	12 -	20.792	25.182	116.3	16.322	126.9	1:02.296											
2 -	21.692	25.889	118.6	17.025	124.0	1:04.606	13 -	19.871	24.315	127.1	16.187	127.8	1:00.373											
3 -	21.811	26.686	117.1	17.062	124.0	1:05.559	14 -	20.534	24.344	122.0	16.103	128.1	1:00.981											
4 -	20.656	24.523	111.8	17.121	124.7	1:02.300	15 -	19.692	23.313	130.6	15.969	128.6	58.974											
5 -	21.728	25.888	125.2	16.875	125.2	1:04.491	16 -	20.157	24.435	129.3	16.060	128.3	1:00.652											
6 -	20.153	24.395	123.8	16.196	126.6	1:00.744	17 -	20.102	23.537	129.3	16.021	125.4	59.660											
7 -	19.556	23.609	127.3	16.064	126.6	59.229	18 -	19.516	23.868	128.3	15.989	128.1	59.373											
8 -	25.209	25.525	123.1	16.451	125.7	1:07.185	19 -	20.873	23.413	127.8	15.778	129.3	1:00.064											
9 -	20.445	23.910	129.3	16.099	126.1	1:00.454	20 -	19.559	23.023	130.1	16.440	126.4	59.022											
10 -	23.410	25.477	122.7	22.012	35.8	1:10.899	21 -	19.904	23.349	129.1	15.987	126.6	59.240											
11 -	1:27.812	25.619	121.1	16.771	126.4	2:10.202	22 -	19.347	22.887	130.6	16.042	127.3	58.276											

11	Paul LANE												Inmoto Corse											
1 -	Out	28.322	105.4	19.331	106.0	1:13.387	12 -	20.884	25.060	110.7	17.411	108.9	1:03.355											
2 -	22.755	26.988	112.2	18.120	105.7	1:07.863	13 -	20.826	25.055	111.3	17.279	110.7	1:03.160											
3 -	22.735	26.481	110.9	17.910	109.8	1:07.126	14 -	20.837	25.122	117.1	16.997	111.5	1:02.956											
4 -	22.117	26.254	114.1	18.236	108.9	1:06.607	15 -	20.981	24.986	113.7	17.424	108.6	1:03.391											
5 -	21.904	26.092	114.7	17.909	109.5	1:05.905	16 -	20.852	24.823	114.1	17.218	111.7	1:02.893											
6 -	21.931	25.815	111.1	17.720	110.7	1:05.466	17 -	20.972	24.585	117.7	17.125	111.1	1:02.682											
7 -	21.161	25.271	115.7	17.630	108.9	1:04.062	18 -	21.235	25.221	117.1	19.378	39.9	1:05.834											
8 -	22.622	25.910	113.4	17.472	110.0	1:06.004	19 -	1:25.528	25.011	114.5	17.138	109.1	2:07.677											
9 -	21.374	25.978	115.1	17.163	109.5	1:04.515	20 -	20.640	24.849	113.9	16.989	110.2	1:02.478											
10 -	23.260	26.261	112.0	17.713	109.5	1:07.234	21 -	20.380	24.399	116.3	16.756	110.9	1:01.535											
11 -	21.479	25.079	117.9	17.332	112.4	1:03.890																		

Knockhill
Circuit Length = 1.2713 miles
Start: 11:54 End: 12:20

MCRCB BULLETIN TK022

2008 Henderson Yamaha R1 Cup & Focused Events KTM Super Duke Battle

FREE PRACTICE 2 - SECTOR ANALYSIS

14	Jack KENNEDY	JK Racing											
1 -	Out	25.679	119.2	18.150	122.9	1:10.963	4 -	20.024	23.628	127.8	16.737	124.7	1:00.389
2 -	20.378	24.500	125.0	16.482	123.4	1:01.360	5 -	21.332	24.523	128.6	16.814	123.1	1:02.669
3 -	20.434	23.554	128.1	16.381	125.7	1:00.369	6 -	20.145	23.887	128.3	22.847	25.6	1:06.879
15	Ben WILSON	Ben-Wilson-Racing.com											
1 -	Out	31.769	103.2	19.196	116.7	1:22.442	12 -	21.219	32.164	78.0	22.555	124.7	1:15.938
2 -	22.407	26.931	110.7	17.467	122.2	1:06.805	13 -	20.544	24.954	123.8	16.212	124.7	1:01.710
3 -	21.585	25.651	117.7	16.730	123.4	1:03.966	14 -	19.619	23.813	126.9	15.941	125.4	59.373
4 -	20.502	25.276	120.7	16.708	123.8	1:02.486	15 -	19.722	23.673	125.9	15.951	125.4	59.346
5 -	20.163	24.796	112.0	16.287	125.9	1:01.246	16 -	20.204	27.204	111.7	21.194	36.3	1:08.602
6 -	19.676	23.818	127.3	16.176	125.4	59.670	17 -	1:17.284	30.897	111.8	16.525	122.9	2:04.706
7 -	19.539	24.165	126.6	15.965	125.2	59.669	18 -	21.574	25.686	122.7	16.039	126.6	1:03.299
8 -	22.280	25.339	115.9	20.348	36.5	1:07.967	19 -	19.736	23.571	128.3	16.068	124.5	59.375
9 -	1:28.962	25.197	119.8	16.319	124.7	2:10.478	20 -	19.342	23.335	128.8	15.832	126.6	58.509
10 -	19.979	24.115	123.1	15.983	126.1	1:00.077	21 -	19.770	23.876	128.3	20.404	31.8	1:04.050
11 -	19.969	24.678	123.4	16.467	126.1	1:01.114							
16	Nick HOBDEN	Littlewood Fencing / Dave Heal R'g											
1 -	Out	30.830	95.7	20.403	98.4	1:19.641	10 -	21.936	27.770	112.6	18.147	109.1	1:07.853
2 -	24.284	27.672	105.7	19.924	105.5	1:11.880	11 -	22.131	26.417	110.7	18.229	107.0	1:06.777
3 -	23.109	26.008	112.4	18.259	107.0	1:07.376	12 -	21.500	25.135	115.9	17.535	109.1	1:04.170
4 -	21.519	25.485	115.5	19.159	102.3	1:06.163	13 -	21.368	25.367	114.7	17.698	108.8	1:04.433
5 -	22.564	26.286	113.6	18.349	107.9	1:07.199	14 -	21.049	24.983	115.1	17.445	106.9	1:03.477
6 -	21.694	25.835	114.7	17.747	109.8	1:05.276	15 -	21.445	25.887	113.6	18.392	105.5	1:05.724
7 -	22.469	26.548	108.6	19.706	107.5	1:08.723	16 -	21.852	25.641	115.5	17.571	109.7	1:05.064
8 -	21.969	26.179	111.3	23.416	29.6	1:11.564	17 -	21.417	26.905	108.1	18.136	106.7	1:06.458
9 -	2:23.907	26.738	108.2	18.497	106.7	3:09.142	18 -	22.510	25.769	113.4	24.173	30.6	1:12.452
19	Adrian COATES	Stoneyford Concrete											
1 -	Out	28.953	108.8	18.361	123.4	1:14.871	11 -	20.923	24.905	120.7	16.511	126.6	1:02.339
2 -	23.615	26.987	116.1	17.920	123.6	1:08.522	12 -	20.377	24.462	126.6	16.500	126.6	1:01.339
3 -	22.239	27.177	119.0	18.034	125.4	1:07.450	13 -	20.249	23.947	128.3	15.898	128.1	1:00.094
4 -	22.076	25.704	115.7	17.515	125.7	1:05.295	14 -	21.086	25.069	126.4	16.246	125.0	1:02.401
5 -	22.204	25.661	122.7	16.672	126.1	1:04.537	15 -	20.204	24.351	128.3	16.277	127.1	1:00.832
6 -	21.363	25.241	123.1	16.668	126.4	1:03.272	16 -	20.104	24.128	122.0	16.339	125.7	1:00.571
7 -	20.683	24.579	122.7	16.517	125.9	1:01.779	17 -	20.440	24.232	127.1	16.296	126.6	1:00.968
8 -	22.281	25.839	119.2	17.098	125.4	1:05.218	18 -	20.114	24.177	126.9	16.436	124.3	1:00.727
9 -	21.071	24.758	125.4	16.389	127.3	1:02.218	19 -	20.807	25.116	120.5	19.604	43.3	1:05.527
10 -	21.632	28.687	108.4	17.165	125.9	1:07.484							
23	Jonathan PEARSON	Superbike Magazine											
1 -	Out	28.904	93.3	19.702	103.6	1:14.073	7 -	20.573	24.367	115.1	16.834	111.1	1:01.774
2 -	24.409	27.920	107.5	18.400	110.2	1:10.729	8 -	20.484	24.508	113.4	17.287	111.8	1:02.279
3 -	21.262	25.056	114.5	17.243	110.6	1:03.561	9 -	20.193	24.696	119.8	16.659	111.7	1:01.548
4 -	21.020	24.685	116.1	17.422	108.6	1:03.127	10 -	20.851	23.848	118.1	16.660	113.6	1:01.359
5 -	21.065	24.670	114.1	17.529	109.8	1:03.264	11 -	20.747	24.506	100.3	22.484	39.5	1:07.737
6 -	20.583	24.559	118.4	16.951	111.7	1:02.093							
26	David WOOD	Art Of Racing											
1 -	Out	27.336	112.4	17.842	112.8	1:09.502	11 -	20.070	24.284	121.1	16.680	115.1	1:01.034
2 -	22.603	26.190	115.5	17.897	113.9	1:06.690	12 -	20.417	24.009	120.7	16.824	113.7	1:01.250
3 -	22.547	26.308	115.5	17.956	114.1	1:06.811	13 -	21.086	24.205	121.4	16.457	115.3	1:01.748
4 -	22.350	25.139	115.5	17.119	114.9	1:04.608	14 -	19.741	23.608	121.8	16.417	116.7	59.766
5 -	21.785	24.521	121.1	16.790	114.9	1:03.096	15 -	20.707	24.333	122.5	17.290	113.0	1:02.330
6 -	21.162	24.366	120.9	16.958	113.9	1:02.486	16 -	20.800	23.800	123.8	16.560	115.5	1:01.160
7 -	21.163	24.855	121.4	17.226	113.7	1:03.244	17 -	20.303	23.620	119.8	16.812	110.6	1:00.735
8 -	22.525	25.177	120.1	16.876	114.1	1:04.578	18 -	19.692	23.792	120.3	16.596	115.1	1:00.080
9 -	20.229	24.608	117.3	17.072	116.1	1:01.909	19 -	21.174	25.155	110.4	20.662	36.2	1:06.991
10 -	21.186	25.060	118.8	16.731	115.7	1:02.977							
33	Michael NEEVES	Team MCN											
1 -	Out	28.882	104.9	18.839	111.3	1:14.496	10 -	21.582	26.351	120.3	17.252	116.9	1:05.185

Knockhill
Circuit Length = 1.2713 miles
Start: 11:54 End: 12:20

Weather / Track : Rain / Wet

MCRCB BULLETIN TK022

2008 Henderson Yamaha R1 Cup & Focused Events KTM Super Duke Battle

FREE PRACTICE 2 - SECTOR ANALYSIS

2 -	23.134	27.471	113.7	17.810	116.1	1:08.415	11 -	21.805	25.968	116.7	17.372	113.6	1:05.145
3 -	22.786	27.508	115.1	17.947	115.1	1:08.241	12 -	21.583	25.560	115.9	17.609	113.6	1:04.752
4 -	22.131	27.115	110.2	17.778	113.9	1:07.024	13 -	21.574	26.064	113.9	17.745	114.9	1:05.383
5 -	22.106	27.006	113.2	17.768	114.5	1:06.880	14 -	22.435	30.485	81.0	18.684	118.1	1:11.604
6 -	22.748	27.294	113.9	17.290	114.7	1:07.332	15 -	21.695	25.551	127.8	16.960	127.4	1:04.206
7 -	22.329	26.662	117.3	17.229	115.1	1:06.220	16 -	21.367	25.677	116.7	17.273	116.3	1:04.317
8 -	22.856	28.000	103.2	23.784	36.8	1:14.640	17 -	21.723	25.516	118.6	23.600	33.2	1:10.839
9 -	2:07.034	26.863	115.1	17.658	115.5	2:51.555							
34	Stu WILSON	Wilhall Yamaha											
1 -	Out	27.752	114.5	18.294	117.5	1:11.234	10 -	20.391	24.902	120.1	16.893	120.3	1:02.186
2 -	21.886	26.421	116.7	17.581	118.6	1:05.888	11 -	20.450	24.784	121.6	16.668	120.5	1:01.902
3 -	21.413	25.688	120.5	16.846	120.5	1:03.947	12 -	20.395	24.678	123.4	16.692	120.5	1:01.765
4 -	20.448	24.899	120.7	16.639	120.7	1:01.986	13 -	20.422	25.775	109.1	22.104	42.3	1:08.301
5 -	20.496	24.957	122.7	20.838	41.1	1:06.291	14 -	3:09.914	26.193	122.0	16.770	120.5	3:52.877
6 -	1:47.270	26.474	110.2	17.426	120.1	2:31.170	15 -	20.068	24.681	123.4	16.825	120.1	1:01.574
7 -	21.059	25.884	117.1	17.060	120.1	1:04.003	16 -	20.238	24.402	125.7	16.438	119.6	1:01.078
8 -	21.155	24.786	122.0	16.686	120.5	1:02.627	17 -	20.227	24.489	124.3	16.608	119.8	1:01.324
9 -	21.547	25.059	122.7	16.633	120.3	1:03.239							
43	Ryan LOWE	The KTM Centre											
1 -	Out	30.639	94.1	19.928	102.6	1:18.351	11 -	21.897	27.114	108.1	18.264	106.7	1:07.275
2 -	23.446	29.739	100.6	18.408	109.3	1:11.593	12 -	22.205	26.738	109.7	18.667	102.3	1:07.610
3 -	22.746	27.756	103.6	18.731	110.2	1:09.233	13 -	22.178	26.604	111.5	17.815	110.4	1:06.597
4 -	22.493	27.884	105.5	19.097	96.7	1:09.474	14 -	21.376	26.352	113.0	17.458	110.7	1:05.186
5 -	22.655	27.447	108.1	18.073	109.7	1:08.175	15 -	21.565	26.100	109.8	17.924	109.3	1:05.589
6 -	22.343	27.091	107.9	18.596	111.3	1:08.030	16 -	22.406	26.351	107.9	18.052	109.1	1:06.809
7 -	22.453	27.255	107.2	18.548	106.7	1:08.256	17 -	21.949	26.253	110.9	17.925	108.4	1:06.127
8 -	22.462	26.926	107.2	18.143	107.2	1:07.531	18 -	21.688	26.090	108.6	17.846	110.6	1:05.624
9 -	22.419	26.996	109.1	18.141	107.5	1:07.556	19 -	21.657	26.324	111.5	17.848	108.6	1:05.829
10 -	22.325	26.790	111.1	17.948	110.6	1:07.063							
44	Gary BYRNE	Racing for GOSH											
1 -	Out	29.584	106.5	19.692	104.4	1:18.230	12 -	21.306	24.809	115.1	17.428	109.1	1:03.543
2 -	24.218	28.239	106.7	18.935	109.1	1:11.392	13 -	21.857	25.724	116.1	17.638	103.9	1:05.219
3 -	23.428	26.623	114.3	18.112	109.7	1:08.163	14 -	21.769	25.109	111.5	17.549	107.0	1:04.427
4 -	23.142	27.596	109.8	18.106	110.4	1:08.844	15 -	21.379	25.116	114.9	17.867	105.2	1:04.362
5 -	21.815	26.692	110.4	18.331	110.2	1:06.838	16 -	21.442	25.253	114.1	17.171	106.5	1:03.866
6 -	22.457	26.610	115.3	17.314	110.7	1:06.381	17 -	21.252	24.724	113.0	17.319	106.7	1:03.295
7 -	21.964	25.834	116.9	17.207	109.7	1:05.005	18 -	21.440	25.656	110.0	18.151	103.4	1:05.247
8 -	21.639	25.978	115.7	17.403	109.7	1:05.020	19 -	22.179	25.320	112.6	17.961	107.0	1:05.460
9 -	22.065	25.728	110.4	17.575	107.7	1:05.368	20 -	21.742	24.540	113.7	17.659	107.5	1:03.941
10 -	21.474	25.357	114.1	17.376	109.3	1:04.207	21 -	21.463	24.806	113.9	17.624	107.2	1:03.893
11 -	22.010	24.984	112.8	17.432	109.5	1:04.426	22 -	21.534	25.009	111.5	17.751	102.9	1:04.294
44	Marti BROWN												
1 -	Out	27.357	108.8	17.735	124.3	1:11.949	5 -	23.395	26.884	106.2	22.351	40.4	1:12.630
2 -	22.963	26.536	115.5	17.209	120.7	1:06.708	6 -	1:39.627	25.236	114.9	17.154	121.1	2:22.017
3 -	21.580	25.941	114.5	16.879	120.1	1:04.400	7 -	20.940	24.718	113.9	16.650	123.1	1:02.308
4 -	21.375	25.447	110.9	17.143	122.5	1:03.965	8 -	1:07.509	30.710	91.9	26.000	27.3	2:04.219
66	Luke HALL	Moto Developments											
1 -	Out	29.097	107.0	18.391	109.5	1:13.321	9 -	22.377	26.411	111.3	17.388	112.2	1:06.176
2 -	22.424	27.446	111.5	17.786	110.9	1:07.656	10 -	22.440	26.413	111.5	17.561	111.3	1:06.414
3 -	22.925	26.891	113.4	18.073	112.2	1:07.889	11 -	22.118	26.035	112.4	17.702	109.8	1:05.855
4 -	22.585	26.527	109.8	17.657	111.8	1:06.769	12 -	21.841	25.824	111.8	17.343	112.2	1:05.008
5 -	21.935	26.867	111.1	17.693	111.1	1:06.495	13 -	22.049	26.161	113.7	17.387	110.4	1:05.597
6 -	23.727	27.437	110.4	17.701	111.8	1:08.865	14 -	21.753	26.399	111.3	17.704	110.9	1:05.856
7 -	23.137	27.092	113.6	17.565	111.1	1:07.794	15 -	22.144	26.204	113.7	17.265	111.7	1:05.613
8 -	22.816	26.415	111.3	17.595	110.9	1:06.826	16 -	22.153	26.282	111.7	21.664	33.5	1:10.099
69	Paul SHOESMITH	Ice Valley											
1 -	Out	26.658	117.7	18.073	122.9	1:07.724	11 -	20.318	24.311	123.6	17.124	125.2	1:01.753
2 -	21.484	25.495	119.0	17.413	123.6	1:04.392	12 -	20.417	24.629	126.6	16.861	123.8	1:01.907
3 -	21.208	24.865	117.1	17.237	125.7	1:03.310	13 -	20.702	24.321	126.9	16.628	124.5	1:01.651

Knockhill
Circuit Length = 1.2713 miles
Start: 11:54 End: 12:20

Weather / Track : Rain / Wet

MCRCB BULLETIN TK022

2008 Henderson Yamaha R1 Cup & Focused Events KTM Super Duke Battle

FREE PRACTICE 2 - SECTOR ANALYSIS

4 -	21.670	26.427	101.2	18.720	123.6	1:06.817	14 -	<i>20.180</i>	<i>24.055</i>	121.6	16.686	125.2	1:00.921
5 -	23.564	27.808	99.0	23.609	36.3	1:14.981	15 -	20.960	24.529	117.5	16.991	123.1	1:02.480
6 -	2:09.909	25.995	121.8	17.548	124.5	2:53.452	16 -	20.360	24.197	<i>127.1</i>	<i>16.309</i>	<i>125.7</i>	<i>1:00.866</i>
7 -	21.334	24.963	122.2	17.128	125.2	1:03.425	17 -	20.315	24.293	122.2	16.745	125.4	1:01.353
8 -	21.088	25.978	118.1	17.329	125.0	1:04.395	18 -	20.460	24.626	122.9	16.798	124.7	1:01.884
9 -	20.964	25.340	124.5	17.129	124.0	1:03.433	19 -	20.558	25.539	113.7	21.645	40.5	1:07.742
10 -	20.635	24.897	123.6	17.066	124.0	1:02.598							

69 Peter HASLER Art Of Racing

1 -	Out	31.084	95.1	20.136	106.2	1:15.937	12 -	21.063	25.122	119.0	16.718	112.8	1:02.903
2 -	22.868	27.911	108.6	18.446	111.8	1:09.225	13 -	20.782	24.925	117.7	16.767	112.0	1:02.474
3 -	21.844	27.026	105.4	18.604	112.4	1:07.474	14 -	20.804	24.907	119.2	16.684	113.0	1:02.395
4 -	21.987	26.756	112.4	18.196	109.7	1:06.939	15 -	20.795	24.895	117.7	<i>16.657</i>	113.0	1:02.347
5 -	21.781	26.588	110.2	17.664	111.8	1:06.033	16 -	21.091	25.907	108.1	17.522	112.8	1:04.520
6 -	21.811	26.098	109.8	17.783	112.0	1:05.692	17 -	21.969	26.154	110.4	17.270	<i>114.9</i>	1:05.393
7 -	21.481	25.776	115.7	17.871	112.2	1:05.128	18 -	22.239	25.629	118.8	16.929	113.7	1:04.797
8 -	21.391	26.030	107.9	17.963	114.1	1:05.384	19 -	21.105	24.617	112.0	16.976	113.0	1:02.698
9 -	23.963	27.375	112.0	18.572	106.4	1:09.910	20 -	<i>20.408</i>	24.647	118.8	16.881	107.2	1:01.936
10 -	21.452	25.469	111.3	17.663	113.6	1:04.584	21 -	20.819	<i>24.198</i>	<i>120.1</i>	16.862	113.6	<i>1:01.879</i>
11 -	21.714	27.684	116.3	17.197	113.4	1:06.595	22 -	20.986	27.234	117.5	17.293	111.7	1:05.513

73 Matt FLYNN SJB Racing

1 -	Out	28.562	104.9	19.658	104.7	1:12.244	12 -	21.305	25.408	114.3	17.704	107.7	1:04.417
2 -	23.241	28.895	105.7	19.575	107.4	1:11.711	13 -	20.999	25.330	113.9	17.435	108.4	1:03.764
3 -	22.163	26.883	109.3	18.214	106.4	1:07.260	14 -	21.054	25.319	115.1	17.734	106.0	1:04.107
4 -	22.053	26.500	105.8	18.289	106.9	1:06.842	15 -	21.961	<i>25.035</i>	114.9	17.885	108.4	1:04.881
5 -	21.944	26.109	112.2	17.704	109.3	1:05.757	16 -	<i>20.852</i>	25.286	<i>119.2</i>	17.214	109.1	1:03.352
6 -	22.906	26.663	113.4	17.555	<i>110.6</i>	1:07.124	17 -	21.561	25.166	116.5	17.122	109.8	1:03.849
7 -	21.969	25.707	112.6	17.777	107.7	1:05.453	18 -	20.929	25.071	117.1	<i>16.942</i>	109.3	<i>1:02.942</i>
8 -	22.130	27.263	110.9	21.859	35.1	1:11.252	19 -	21.151	25.233	114.3	17.257	108.6	1:03.641
9 -	59.283	26.352	110.7	18.239	104.5	1:43.874	20 -	22.402	25.188	114.3	17.148	108.6	1:04.738
10 -	23.573	25.881	112.6	17.406	106.7	1:06.860	21 -	20.951	25.057	114.5	17.213	108.9	1:03.221
11 -	21.567	25.711	110.0	17.683	108.8	1:04.961	22 -	20.901	25.216	113.0	17.100	108.4	1:03.217

74 Neal GARSIDE Buckingham Group

1 -	Out	28.489	103.2	18.928	114.3	1:13.159	12 -	22.383	26.616	114.7	17.811	116.7	1:06.810
2 -	23.321	27.491	113.0	18.278	114.5	1:09.090	13 -	22.331	26.593	114.5	17.894	118.4	1:06.818
3 -	23.687	27.343	110.2	19.117	113.0	1:10.147	14 -	22.659	26.313	114.5	17.409	120.5	1:06.381
4 -	24.317	27.748	104.2	18.325	113.9	1:10.390	15 -	22.073	26.260	116.1	17.516	118.8	1:05.849
5 -	23.176	27.558	113.2	17.819	116.3	1:08.553	16 -	21.894	26.573	115.3	17.599	120.9	1:06.066
6 -	23.173	27.463	110.9	18.123	116.1	1:08.759	17 -	<i>21.776</i>	26.165	115.7	17.422	119.2	<i>1:05.363</i>
7 -	22.383	27.850	115.5	17.822	118.1	1:08.055	18 -	22.338	26.395	114.1	17.896	118.8	1:06.629
8 -	23.918	27.281	105.8	18.398	116.7	1:09.597	19 -	22.659	25.953	116.5	17.248	121.4	1:05.860
9 -	23.293	27.004	114.5	18.187	120.1	1:08.484	20 -	22.132	26.100	<i>119.8</i>	17.357	<i>122.0</i>	1:05.589
10 -	23.724	26.738	117.7	17.214	119.8	1:07.676	21 -	22.997	<i>25.934</i>	115.9	<i>17.155</i>	120.9	1:06.086
11 -	22.419	26.678	115.5	17.882	119.8	1:06.979							

77 Marty NUTT Double M Racing / NuttTravel.com

1 -	Out	31.357	105.0	22.417	83.5	1:23.227	8 -	22.280	24.032	128.3	16.578	123.6	1:02.890
2 -	23.144	26.429	117.7	17.993	120.5	1:07.566	9 -	19.754	23.458	126.9	16.368	125.7	59.580
3 -	21.250	25.813	122.2	17.628	115.7	1:04.691	10 -	19.535	24.737	118.6	21.167	34.0	1:05.439
4 -	20.766	24.518	118.8	17.351	122.7	1:02.635	11 -	2:41.418	31.479	90.1	17.767	122.7	3:30.664
5 -	20.397	24.714	125.2	16.787	124.0	1:01.898	12 -	20.296	23.658	126.4	16.695	125.2	1:00.649
6 -	21.026	23.950	126.9	17.056	124.7	1:02.032	13 -	20.490	25.042	125.0	16.456	122.5	1:01.988
7 -	20.871	24.237	122.2	16.747	122.5	1:01.855	14 -	<i>19.341</i>	<i>23.121</i>	<i>129.3</i>	<i>16.007</i>	<i>125.9</i>	<i>58.469</i>

88 James EDMEADES Redline Motorcycles / VSG

1 -	Out	29.433	108.6	19.476	107.4	1:14.661	11 -	20.632	24.907	117.7	17.225	112.8	1:02.764
2 -	22.549	27.374	114.1	18.140	110.6	1:08.063	12 -	20.704	24.741	120.7	<i>16.930</i>	113.4	1:02.375
3 -	22.388	26.533	115.7	17.951	111.1	1:06.872	13 -	20.590	25.369	121.6	17.231	111.3	1:03.190
4 -	21.581	25.912	117.1	17.794	109.1	1:05.287	14 -	21.031	24.537	<i>123.7</i>	17.425	110.9	1:02.993
5 -	21.239	25.504	116.1	17.543	111.8	1:04.286	15 -	20.604	24.772	120.9	17.204	111.7	1:02.580
6 -	20.803	25.375	116.9	17.406	110.7	1:03.584	16 -	20.481	24.687	121.4	16.948	113.6	1:02.116
7 -	21.232	29.277	108.9	24.658	34.0	1:15.167	17 -	<i>20.180</i>	<i>24.470</i>	120.7	17.284	<i>113.9</i>	<i>1:01.934</i>
8 -	2:21.647	25.533	119.4	17.652	108.1	3:04.832	18 -	21.387	24.578	121.6	22.671	32.7	1:08.636

Knockhill
Circuit Length = 1.2713 miles
Start: 11:54 End: 12:20

Weather / Track : Rain / Wet

MCRCB BULLETIN TK022

2008 Henderson Yamaha R1 Cup & Focused Events KTM Super Duke Battle

FREE PRACTICE 2 - SECTOR ANALYSIS

9 -	21.081	25.935	117.9	17.596	110.4	1:04.612	19 -	1:37.555	25.607	117.5	18.039	109.1	2:21.201
10 -	20.826	25.086	119.2	17.299	112.0	1:03.211							
96	Colin MOULD	Art Of Racing											
1 -	Out	32.042	97.5	20.901	105.4	1:19.005	6 -	21.718	25.994	118.4	17.706	111.1	1:05.418
2 -	23.321	27.733	109.7	18.796	110.6	1:09.850	7 -	21.228	25.994	115.1	17.954	108.4	1:05.176
3 -	22.427	27.363	112.8	18.837	109.8	1:08.627	8 -	22.198	28.641	110.7	19.103	106.2	1:09.942
4 -	23.296	26.631	113.4	18.368	107.7	1:08.295	9 -	23.473	26.149	110.9	17.704	109.5	1:07.326
5 -	21.583	26.122	113.7	18.058	109.8	1:05.763	10 -	22.386	27.311	107.2	25.048	26.6	1:14.745
98	Kyle KENTISH	Deadline Racing											
1 -	Out	29.726	104.2	18.982	123.4	1:15.872	11 -	22.159	26.203	118.4	18.300	110.2	1:06.662
2 -	24.409	28.422	108.9	19.048	125.4	1:11.879	12 -	22.954	26.268	115.5	17.565	122.9	1:06.787
3 -	22.374	28.617	109.5	18.449	123.4	1:10.440	13 -	22.185	26.161	117.3	18.001	123.8	1:06.347
4 -	23.505	27.304	113.2	18.250	126.4	1:09.059	14 -	21.976	26.183	114.5	17.877	119.6	1:06.036
5 -	22.401	27.087	114.5	17.713	125.0	1:07.201	15 -	22.240	26.394	115.9	17.636	126.9	1:06.270
6 -	22.884	26.913	113.7	17.823	123.6	1:07.620	16 -	21.398	26.313	118.8	17.398	126.4	1:05.109
7 -	22.782	26.120	115.7	17.588	124.3	1:06.490	17 -	22.561	25.682	119.2	17.370	126.9	1:05.613
8 -	24.000	26.824	113.4	18.121	124.5	1:08.945	18 -	21.545	25.977	118.8	17.265	125.7	1:04.787
9 -	23.942	26.967	113.0	23.296	31.9	1:14.205	19 -	21.557	25.539	116.3	17.884	123.8	1:04.980
10 -	1:54.390	26.917	115.7	18.063	125.0	2:39.370	20 -	22.092	26.055	115.7	21.539	31.7	1:09.686
99	Simon NASH	Moto Developments											
1 -	Out	32.178	88.5	24.924	35.9	1:24.029	9 -	21.600	26.798	112.6	17.815	109.8	1:06.213
2 -	4:14.043	28.850	104.2	18.629	109.5	5:01.522	10 -	21.767	26.650	112.4	17.767	111.7	1:06.184
3 -	22.908	27.766	102.1	18.224	111.1	1:08.898	11 -	21.586	26.470	111.7	17.700	111.7	1:05.756
4 -	23.154	26.989	102.5	18.654	108.1	1:08.797	12 -	21.380	26.484	113.6	17.520	111.5	1:05.384
5 -	22.307	26.967	113.6	18.053	112.4	1:07.327	13 -	21.646	26.067	116.3	17.417	108.4	1:05.130
6 -	21.955	27.058	107.9	18.366	112.2	1:07.379	14 -	21.142	25.268	114.9	17.191	112.0	1:03.601
7 -	21.675	26.457	113.4	17.895	110.9	1:06.027	15 -	21.446	24.990	118.6	17.050	110.7	1:03.486
8 -	21.670	26.250	115.3	17.661	109.8	1:05.581	16 -	21.048	25.432	116.9	20.562	35.8	1:07.042
118	Jimmy STORRAR	Co Ordit Racing											
1 -	Out	28.086	114.7	18.389	119.4	1:10.244	11 -	20.462	24.164	127.3	16.565	122.5	1:01.191
2 -	21.655	25.800	119.8	17.564	120.3	1:05.019	12 -	19.940	23.711	126.4	16.478	123.4	1:00.129
3 -	21.062	24.585	124.0	16.713	122.9	1:02.360	13 -	19.706	23.316	126.4	16.266	124.0	59.288
4 -	19.990	24.770	124.5	16.601	122.7	1:01.361	14 -	20.249	23.989	127.1	16.161	125.7	1:00.399
5 -	19.809	24.843	119.2	16.868	123.4	1:01.520	15 -	20.523	23.920	127.8	15.945	125.0	1:00.388
6 -	19.847	24.541	121.4	16.520	124.5	1:00.908	16 -	20.340	23.245	126.4	16.089	124.0	59.674
7 -	20.840	24.307	127.6	16.398	124.3	1:01.545	17 -	19.661	23.426	127.1	16.275	125.4	59.362
8 -	19.959	24.253	127.8	17.482	118.6	1:01.694	18 -	20.228	23.218	126.6	16.279	123.1	59.725
9 -	23.032	25.879	116.9	20.178	39.1	1:09.089	19 -	21.699	26.945	104.4	23.177	31.1	1:11.821
10 -	4:10.383	24.944	119.8	18.577	122.7	4:53.904							

Knockhill
Circuit Length = 1.2713 miles
Start: 11:54 End: 12:20

Weather / Track : Rain / Wet

MCRCB BULLETIN TK023

2008 Henderson Yamaha R1 Cup & Focused Events KTM Super Duke Battle FREE PRACTICE 2 - SPEED TRAPS

SECTOR 1				SECTOR 2			FINISH LINE		
POS	NO	NAME	MPH	NO	NAME	MPH	NO	NAME	MPH
1				2	Gary MASON	130.8	11	Sam WARREN	129.3
2				11	Sam WARREN	130.6	19	Adrian COATES	128.1
3				77	Marty NUTT	129.3	2	Gary MASON	127.8
4				15	Ben WILSON	128.8	98	Kyle KENTISH	126.9
5				14	Jack KENNEDY	128.6	15	Ben WILSON	126.6
6				19	Adrian COATES	128.3	77	Marty NUTT	125.9
7				118	Jimmy STORRAR	127.8	14	Jack KENNEDY	125.7
8				10	Jon KIRKHAM	127.3	69	Paul SHOESMITH	125.7
9				69	Paul SHOESMITH	127.1	118	Jimmy STORRAR	125.7
10				34	Stu WILSON	125.7	10	Jon KIRKHAM	125.2
11				26	David WOOD	123.8	44	Marti BROWN	124.3
12				88	James EDMEADES	123.1	74	Neal GARSIDE	122.0
13				7	Pat SHAUGHNESSY	122.0	33	Michael NEEVES	121.4
14				10	Kelvin REILLY	121.8	34	Stu WILSON	120.7
15				33	Michael NEEVES	121.8	26	David WOOD	116.7
16				8	Ed SMITH	120.3	69	Peter HASLER	114.9
17				69	Peter HASLER	120.1	6	Dave HEAL	113.9
18				23	Jonathan PEARSON	119.8	88	James EDMEADES	113.9
19				74	Neal GARSIDE	119.8	7	Pat SHAUGHNESSY	113.7
20				73	Matt FLYNN	119.2	23	Jonathan PEARSON	113.6
21				98	Kyle KENTISH	119.2	10	Kelvin REILLY	113.2
22				0	Alistar FAGAN	119.0	8	Ed SMITH	112.6
23				6	Dave HEAL	118.8	11	Paul LANE	112.4
24				99	Simon NASH	118.6	99	Simon NASH	112.4
25				96	Colin MOULD	118.4	66	Luke HALL	112.2
26				11	Paul LANE	117.9	0	Alistar FAGAN	111.8
27				44	Gary BYRNE	116.9	43	Ryan LOWE	111.3
28				16	Nick HOBDEN	115.9	96	Colin MOULD	111.1
29				44	Marti BROWN	115.5	44	Gary BYRNE	110.7
30				5	Matt WALKER	115.1	73	Matt FLYNN	110.6
31				9	Stuart MacLURE	115.1	16	Nick HOBDEN	109.8
32				66	Luke HALL	113.7	5	Matt WALKER	109.3
33				43	Ryan LOWE	113.0	9	Stuart MacLURE	108.9

Weather / Track : Rain / Wet

www.tsl-timing.com

Knockhill
Circuit Length = 1.2713 miles
Start: 11:54 End: 12:20

Printed - 12.21 Saturday, 09 August 2008

MCRCB BULLETIN TK024

2008 Henderson Yamaha R1 Cup & Focused Events KTM Super Duke Battle FREE PRACTICE 2 - BEST SECTOR TIMES

SECTOR 1			SECTOR 2			SECTOR 3			IDEAL / BEST COMPARISON						
POS	NO	NAME	TIME	NO	NAME	TIME	NO	NAME	TIME	POS	NO	NAME	IDEAL	BEST	DIFF
1	10	KIRKHAM	19.160	11	WARREN	22.887	11	WARREN	15.778	1	11	WARREN	58.012	58.276	0.264
2	77	NUTT	19.341	2	MASON	23.026	15	WILSON	15.832	2	2	MASON	58.461	58.579	0.118
3	15	WILSON	19.342	77	NUTT	23.121	19	COATES	15.898	3	77	NUTT	58.469	58.469	0.000
4	11	WARREN	19.347	118	STORRAR	23.218	2	MASON	15.915	4	15	WILSON	58.509	58.509	0.000
5	2	MASON	19.520	15	WILSON	23.335	118	STORRAR	15.945	5	10	KIRKHAM	58.743	58.743	0.000
6	118	STORRAR	19.661	10	KIRKHAM	23.436	77	NUTT	16.007	6	118	STORRAR	58.824	59.288	0.464
7	26	WOOD	19.692	8	SMITH	23.523	10	KIRKHAM	16.147	7	26	WOOD	59.717	59.766	0.049
8	0	FAGAN	20.002	14	KENNEDY	23.554	69	SHOESMITH	16.309	8	19	COATES	59.949	1:00.094	0.145
9	14	KENNEDY	20.024	26	WOOD	23.608	14	KENNEDY	16.381	9	14	KENNEDY	59.959	1:00.369	0.410
10	34	WILSON	20.068	23	PEARSON	23.848	26	WOOD	16.417	10	8	SMITH	1:00.046	1:00.395	0.349
11	8	SMITH	20.085	10	REILLY	23.895	10	REILLY	16.424	11	10	REILLY	1:00.537	1:00.643	0.106
12	7	SHAUGHNESSY	20.101	19	COATES	23.947	8	SMITH	16.438	12	69	SHOESMITH	1:00.544	1:00.866	0.322
13	19	COATES	20.104	69	SHOESMITH	24.055	34	WILSON	16.438	13	23	PEARSON	1:00.700	1:01.359	0.659
14	69	SHOESMITH	20.180	69	HASLER	24.198	44	BROWN	16.650	14	34	WILSON	1:00.908	1:01.078	0.170
15	88	EDMEADES	20.180	6	HEAL	24.394	69	HASLER	16.657	15	69	HASLER	1:01.263	1:01.879	0.616
16	23	PEARSON	20.193	11	LANE	24.399	23	PEARSON	16.659	16	0	FAGAN	1:01.287	1:02.026	0.739
17	10	REILLY	20.218	34	WILSON	24.402	7	SHAUGHNESSY	16.692	17	7	SHAUGHNESSY	1:01.408	1:01.428	0.020
18	11	LANE	20.380	0	FAGAN	24.455	11	LANE	16.756	18	11	LANE	1:01.535	1:01.535	0.000
19	69	HASLER	20.408	88	EDMEADES	24.470	0	FAGAN	16.830	19	88	EDMEADES	1:01.580	1:01.934	0.354
20	6	HEAL	20.622	44	BYRNE	24.540	88	EDMEADES	16.930	20	6	HEAL	1:02.009	1:02.049	0.040
21	73	FLYNN	20.852	7	SHAUGHNESSY	24.615	73	FLYNN	16.942	21	44	BROWN	1:02.308	1:02.308	0.000
22	44	BROWN	20.940	44	BROWN	24.718	33	NEEVES	16.960	22	73	FLYNN	1:02.829	1:02.942	0.113
23	99	NASH	21.048	16	HOBDEN	24.983	6	HEAL	16.993	23	44	BYRNE	1:02.963	1:03.295	0.332
24	16	HOBDEN	21.049	99	NASH	24.990	99	NASH	17.050	24	99	NASH	1:03.088	1:03.486	0.398
25	5	WALKER	21.080	73	FLYNN	25.035	74	GARSDIE	17.155	25	16	HOBDEN	1:03.477	1:03.477	0.000
26	96	MOULD	21.228	9	MacLURE	25.490	44	BYRNE	17.171	26	33	NEEVES	1:03.843	1:04.206	0.363
27	44	BYRNE	21.252	33	NEEVES	25.516	5	WALKER	17.219	27	5	WALKER	1:04.093	1:04.173	0.080
28	33	NEEVES	21.367	98	KENTISH	25.539	66	HALL	17.265	28	98	KENTISH	1:04.202	1:04.787	0.585
29	43	LOWE	21.376	5	WALKER	25.794	98	KENTISH	17.265	29	66	HALL	1:04.842	1:05.008	0.166
30	98	KENTISH	21.398	66	HALL	25.824	16	HOBDEN	17.445	30	74	GARSDIE	1:04.865	1:05.363	0.498
31	66	HALL	21.753	74	GARSDIE	25.934	43	LOWE	17.458	31	43	LOWE	1:04.924	1:05.186	0.262
32	74	GARSDIE	21.776	96	MOULD	25.994	96	MOULD	17.704	32	96	MOULD	1:04.926	1:05.176	0.250
33	9	MacLURE	22.261	43	LOWE	26.090	9	MacLURE	17.879	33	9	MacLURE	1:05.630	1:05.634	0.004
												Perfect Lap		57.825	

Weather / Track : Rain / Wet

www.tsl-timing.com

Knockhill
Circuit Length = 1.2713 miles
Start: 11:54 End: 12:20

Printed - 12.22 Saturday, 09 August 2008

MCRCB BULLETIN TK052

2008 Henderson Yamaha R1 Cup QUALIFYING - CLASSIFICATION

POS	NO	CL	NAME	ENTRY	TIME	ON	LAPS	GAP	DIFF	MPH
1	10		Jon KIRKHAM	Yamaha - Jon Kirkham Racing	52.135	25	25			87.78
2	11		Sam WARREN	Yamaha - Mission Racing	52.899	19	25	0.764	0.764	86.51
3	2		Gary MASON	Yamaha - VTune/ Airmax/ Tamworth Yamaha	52.938	19	19	0.803	0.039	86.45
4	19		Adrian COATES	Yamaha - Stoneyford Concrete	53.381	18	18	1.246	0.443	85.73
5	14		Jack KENNEDY	Yamaha - JK Racing	53.718	11	16	1.583	0.337	85.19
6	15		Ben WILSON	Yamaha - Ben-Wilson-Racing.com	53.811	16	20	1.676	0.093	85.05
7	77		Marty NUTT	Yamaha - Double M Racing / NuttTravel.com	54.159	16	16	2.024	0.348	84.50
8	118		Jimmy STORRAR	Yamaha - Co Ordit Racing	54.985	16	18	2.850	0.826	83.23
9	69		Paul SHOESMITH	Yamaha - Ice Valley	55.164	22	23	3.029	0.179	82.96
10	34		Stu WILSON	Yamaha - Wilhall Yamaha	55.189	18	18	3.054	0.025	82.92
11	44		Marti BROWN	Yamaha -	56.548	15	15	4.413	1.359	80.93
12	33		Michael NEEVES	Yamaha - Team MCN	56.847	18	18	4.712	0.299	80.51
13	98		Kyle KENTISH	Yamaha - Deadline Racing	59.515	11	17	7.380	2.668	76.90
14	74		Neal GARSIDE	Yamaha - Buckingham Group	59.543	10	18	7.408	0.028	76.86

Weather / Track : Cloudy / Wet

These results are provisional until the conclusion of any judicial and technical matters.

Knockhill
Circuit Length = 1.2713 miles
Start: 16:54 End: 17:20

Race Director :

Stewards :

Timekeeper :

MCRCB BULLETIN TK053

2008 Henderson Yamaha R1 Cup

QUALIFYING - SECTOR ANALYSIS

2		Gary MASON										VTune/ Airmax/ Tamworth Yamaha			
1 -	Out	24.840	125.9	16.158	127.3	1:03.330	11 -	18.155	21.496	134.2	14.713	129.8	54.364		
2 -	19.933	23.285	127.1	15.684	127.6	58.902	12 -	18.166	21.302	135.0	14.665	131.3	54.133		
3 -	19.289	22.590	130.8	15.717	128.1	57.596	13 -	18.264	21.814	131.1	14.774	130.8	54.852		
4 -	19.414	23.252	125.4	20.317	33.9	1:02.983	14 -	17.846	21.026	134.5	14.371	131.1	53.243		
5 -	6:45.000	23.611	130.8	15.613	130.1	7:24.224	15 -	18.671	23.149	131.3	14.948	129.6	56.768		
6 -	19.545	21.697	133.2	14.992	130.6	56.234	16 -	17.997	21.380	134.5	14.637	130.1	54.014		
7 -	18.500	21.586	132.1	16.212	128.6	56.298	17 -	17.918	21.048	134.8	14.537	130.8	53.503		
8 -	18.578	21.714	134.2	14.893	130.6	55.185	18 -	17.674	20.791	134.8	14.538	130.3	53.003		
9 -	18.490	21.908	115.5	14.808	131.1	55.206	19 -	17.699	20.727	134.5	14.512	131.1	52.938		
10 -	18.316	21.940	122.9	15.347	130.3	55.603									
10		Jon KIRKHAM										Jon Kirkham Racing			
1 -	Out	25.172	125.0	16.041	127.3	1:02.880	14 -	18.667	21.632	135.3	15.037	129.3	55.336		
2 -	19.582	23.007	129.1	15.185	128.1	57.774	15 -	18.369	23.898	115.9	15.788	128.6	58.055		
3 -	18.801	22.258	131.8	15.183	128.1	56.242	16 -	17.556	20.907	134.5	14.380	130.1	52.843		
4 -	18.624	21.991	132.6	15.018	128.1	55.633	17 -	18.020	21.354	133.9	14.771	130.6	54.145		
5 -	18.132	21.417	133.4	14.816	129.1	54.365	18 -	18.729	23.884	101.8	20.576	37.3	1:03.189		
6 -	19.292	23.244	126.6	14.895	128.1	57.431	19 -	31.924	21.433	132.1	14.611	129.1	1:07.968		
7 -	17.953	21.063	133.4	14.763	128.3	53.779	20 -	17.288	20.794	134.5	14.342	129.1	52.424		
8 -	17.560	21.028	133.9	14.887	127.8	53.475	21 -	17.609	23.845	130.1	14.720	129.3	56.174		
9 -	17.685	20.830	134.2	14.519	128.8	53.034	22 -	17.569	21.951	133.4	14.675	128.1	54.195		
10 -	17.530	20.937	133.7	14.630	128.8	53.097	23 -	17.314	20.634	136.4	14.927	128.8	52.875		
11 -	17.546	20.733	128.8	14.748	128.8	53.027	24 -	18.109	22.448	132.6	14.539	128.6	55.096		
12 -	17.612	20.626	135.3	14.474	128.1	52.712	25 -	17.361	20.476	134.2	14.298	129.3	52.135		
13 -	17.797	21.517	132.4	16.229	129.8	55.543									
11		Sam WARREN										Mission Racing			
1 -	Out	24.512	121.8	16.181	125.9	1:01.925	14 -	17.864	21.136	134.2	14.482	131.6	53.482		
2 -	19.256	22.676	128.6	15.321	129.1	57.253	15 -	20.029	25.004	103.4	17.029	99.0	1:02.062		
3 -	19.190	24.636	114.3	15.729	130.3	59.555	16 -	20.889	21.580	133.7	14.719	130.8	57.188		
4 -	18.906	22.082	130.1	14.903	129.8	55.891	17 -	17.836	21.741	126.1	14.987	130.6	54.564		
5 -	18.548	21.940	129.8	14.966	131.1	55.454	18 -	17.808	21.064	133.7	14.538	131.3	53.410		
6 -	18.338	22.361	126.6	14.942	131.1	55.641	19 -	17.485	20.866	135.0	14.548	131.1	52.899		
7 -	18.080	21.550	130.3	14.771	130.8	54.401	20 -	20.987	23.553	116.3	16.262	117.9	1:00.802		
8 -	20.404	25.682	100.6	23.126	45.6	1:09.212	21 -	19.328	22.969	132.1	14.737	130.3	57.034		
9 -	1:34.893	25.999	123.6	15.229	129.8	2:16.121	22 -	18.040	22.389	129.6	15.076	128.3	55.505		
10 -	18.475	21.931	131.3	15.151	130.3	55.557	23 -	18.028	21.034	134.5	14.593	130.6	53.655		
11 -	18.076	21.706	129.3	14.853	131.8	54.635	24 -	17.891	20.805	135.3	14.575	130.3	53.271		
12 -	18.532	21.471	131.8	14.654	130.3	54.657	25 -	17.863	21.166	134.5	14.650	131.6	53.679		
13 -	17.866	22.382	120.1	14.704	131.1	54.952									
14		Jack KENNEDY										JK Racing			
1 -	Out	25.285	121.6	16.894	120.9	1:06.129	9 -	17.982	21.189	135.8	15.949	112.0	55.120		
2 -	20.099	22.985	128.6	16.250	125.0	59.334	10 -	18.508	21.515	133.7	15.010	129.6	55.033		
3 -	19.152	23.916	130.1	15.405	128.6	58.473	11 -	17.930	21.035	135.6	14.753	129.3	53.718		
4 -	18.882	22.016	133.4	15.414	127.6	56.312	12 -	17.853	22.267	135.0	14.697	129.8	54.817		
5 -	18.646	21.872	132.9	14.961	130.1	55.479	13 -	17.897	21.220	134.2	14.889	130.1	54.006		
6 -	18.640	21.538	133.9	15.114	129.3	55.292	14 -	17.945	22.066	133.9	14.834	129.3	54.845		
7 -	18.241	22.356	130.6	14.987	128.1	55.584	15 -	17.795	21.500	137.8	16.314	127.3	55.609		
8 -	18.114	21.526	134.2	14.767	129.1	54.407	16 -	18.155	21.564	132.9	19.802	32.4	59.521		
15		Ben WILSON										Ben-Wilson-Racing.com			
1 -	Out	26.790	113.9	16.506	127.3	1:07.204	11 -	19.653	22.952	129.8	15.175	128.8	57.780		
2 -	20.379	24.377	128.3	16.348	127.8	1:01.104	12 -	18.797	22.049	132.6	14.952	129.6	55.798		
3 -	19.955	25.931	86.9	17.453	127.8	1:03.339	13 -	18.196	21.769	134.2	14.820	129.3	54.785		
4 -	19.020	22.928	129.8	15.326	129.3	57.274	14 -	18.427	21.543	134.5	14.752	130.3	54.722		
5 -	18.986	22.849	124.0	15.628	126.9	57.463	15 -	18.018	21.571	134.2	14.721	130.3	54.310		
6 -	18.767	22.340	132.4	15.055	129.6	56.162	16 -	17.843	21.470	134.5	14.498	129.6	53.811		
7 -	18.564	22.331	131.8	15.014	128.8	55.909	17 -	18.099	21.985	134.8	14.586	129.8	54.670		
8 -	18.540	22.215	133.2	14.799	130.1	55.554	18 -	17.909	21.957	133.7	14.590	130.1	54.456		
9 -	18.361	23.061	129.3	18.102	47.5	59.524	19 -	17.832	21.480	135.0	14.694	129.1	54.006		
10 -	5:41.112	24.306	123.4	16.402	127.1	6:21.820	20 -	17.936	21.388	135.3	14.534	130.6	53.858		

Knockhill
Circuit Length = 1.2713 miles
Start: 16:54 End: 17:20

MCRCB BULLETIN TK053

**2008 Henderson Yamaha R1 Cup
QUALIFYING - SECTOR ANALYSIS**

19	Adrian COATES				Stoneyford Concrete								
1 -	Out	26.195	123.6	16.523	126.6	1:05.666	10 -	18.335	21.571	133.9	14.741	129.8	54.647
2 -	19.697	23.160	130.6	15.528	127.8	58.385	11 -	18.739	23.484	130.3	16.400	107.9	58.623
3 -	19.345	22.625	132.9	15.300	128.3	57.270	12 -	20.158	23.624	111.5	15.477	129.8	59.259
4 -	19.161	22.356	125.7	17.506	42.5	59.023	13 -	18.190	21.340	136.1	14.675	131.1	54.205
5 -	7:16.568	24.064	128.3	15.438	129.8	7:56.070	14 -	18.074	21.358	134.2	14.620	129.8	54.052
6 -	19.323	22.278	131.3	15.319	128.1	56.920	15 -	19.099	21.831	133.7	14.736	129.6	55.666
7 -	18.634	22.060	129.6	14.701	130.6	55.395	16 -	18.075	21.131	136.1	16.220	129.8	55.426
8 -	18.579	21.599	134.2	16.813	129.3	56.991	17 -	18.134	20.957	137.2	14.799	130.8	53.890
9 -	18.494	21.485	134.8	14.898	129.6	54.877	18 -	17.957	20.795	137.2	14.629	131.6	53.381
33	Michael NEEVES				Team MCN								
1 -	Out	26.998	115.9	16.618	122.2	1:07.143	10 -	19.930	23.671	124.3	15.762	123.4	59.363
2 -	20.478	25.161	121.1	16.425	120.7	1:02.064	11 -	19.818	23.295	122.2	15.982	125.9	59.095
3 -	20.405	24.519	122.5	16.040	124.7	1:00.964	12 -	19.328	23.272	127.3	16.336	122.5	58.936
4 -	20.163	24.074	125.2	21.279	33.5	1:05.516	13 -	19.372	22.859	128.8	16.679	125.4	58.910
5 -	6:21.383	25.447	122.7	16.451	122.7	7:03.281	14 -	19.446	23.175	128.1	15.786	125.7	58.407
6 -	20.404	23.992	124.5	15.655	123.1	1:00.051	15 -	19.907	23.936	123.1	19.557	46.7	1:03.400
7 -	19.601	23.755	118.6	16.367	123.8	59.723	16 -	1:03.320	23.683	124.5	16.102	123.6	1:43.105
8 -	20.658	23.793	120.9	15.810	125.7	1:00.261	17 -	19.188	22.631	128.6	15.527	124.0	57.346
9 -	20.043	23.609	125.7	15.880	125.0	59.532	18 -	18.890	22.426	129.1	15.531	123.8	56.847
34	Stu WILSON				Wilhall Yamaha								
1 -	Out	24.293	125.2	16.749	121.1	1:02.217	10 -	19.068	22.649	129.3	15.119	124.5	56.836
2 -	19.764	23.363	126.4	15.729	123.4	58.856	11 -	18.954	22.412	130.1	15.083	124.7	56.449
3 -	19.601	23.278	127.6	15.692	124.7	58.571	12 -	18.773	22.330	129.8	14.956	125.0	56.059
4 -	20.021	23.738	123.1	15.688	124.0	59.447	13 -	18.769	22.309	130.6	15.044	125.0	56.122
5 -	19.375	23.393	127.8	15.697	123.4	58.465	14 -	18.658	22.896	127.3	15.227	125.0	56.781
6 -	19.663	23.418	127.6	18.755	47.0	1:01.836	15 -	18.493	22.228	130.8	15.125	124.5	55.846
7 -	7:49.202	25.060	122.7	16.349	122.2	8:30.611	16 -	18.627	22.064	129.8	15.267	125.0	55.958
8 -	19.708	23.935	127.6	15.416	125.2	59.059	17 -	18.283	21.872	130.3	15.053	124.5	55.208
9 -	19.480	23.210	129.1	15.224	125.2	57.914	18 -	18.272	21.828	130.6	15.089	125.4	55.189
44	Marti BROWN				Ice Valley								
1 -	Out	26.635	115.7	16.739	125.0	1:06.499	9 -	19.407	23.203	122.0	20.003	42.7	1:02.613
2 -	20.540	23.936	119.0	16.621	124.5	1:01.097	10 -	1:32.166	25.455	116.9	23.009	29.3	2:20.630
3 -	19.900	23.844	122.9	16.248	125.4	59.992	11 -	8:32.869	26.452	114.1	16.487	124.3	9:15.808
4 -	20.292	23.436	122.5	15.963	126.6	59.691	12 -	21.258	24.873	123.4	15.791	126.6	1:01.922
5 -	19.336	23.087	124.0	15.892	126.4	58.315	13 -	20.055	23.889	126.6	16.177	125.7	1:00.121
6 -	19.548	23.264	123.6	15.916	125.9	58.728	14 -	19.316	22.500	127.8	15.371	127.8	57.187
7 -	19.364	23.445	121.8	15.626	125.2	58.435	15 -	18.762	22.583	129.8	15.203	128.1	56.548
8 -	19.265	23.484	119.4	16.028	126.6	58.777							
69	Paul SHOESMITH				Ice Valley								
1 -	Out	24.872	113.9	16.654	127.3	1:03.487	13 -	18.924	22.249	129.1	15.522	129.1	56.695
2 -	19.598	23.108	129.1	16.015	129.8	58.721	14 -	18.640	21.871	132.4	15.175	130.6	55.686
3 -	19.225	22.295	132.9	15.705	128.6	57.225	15 -	18.779	21.780	131.8	15.207	129.6	55.766
4 -	18.873	22.299	127.3	15.764	128.8	56.936	16 -	18.581	22.081	129.3	15.100	129.6	55.762
5 -	18.889	22.056	132.4	15.542	129.1	56.487	17 -	18.519	21.984	130.1	15.418	128.3	55.921
6 -	18.949	22.043	129.1	15.717	128.6	56.709	18 -	18.583	22.400	131.3	15.374	127.3	56.357
7 -	18.780	21.904	128.1	15.378	129.1	56.062	19 -	19.238	25.845	116.5	19.637	41.0	1:04.720
8 -	18.656	21.836	130.8	15.284	129.3	55.776	20 -	57.017	22.480	132.4	15.370	129.6	1:34.867
9 -	18.604	22.404	129.1	15.340	128.8	56.348	21 -	18.600	21.807	130.8	15.146	128.6	55.553
10 -	19.782	23.845	130.1	15.443	128.8	59.070	22 -	18.422	21.599	132.6	15.143	129.6	55.164
11 -	18.785	21.901	129.6	15.317	130.1	56.003	23 -	18.549	23.349	125.2	16.090	126.4	57.988
12 -	19.395	22.160	131.3	15.535	127.1	57.090							
74	Neal GARSIDE				Buckingham Group								
1 -	Out	26.390	114.9	17.428	120.1	1:04.900	10 -	20.139	23.358	125.2	16.046	125.2	59.543
2 -	21.283	25.363	117.9	16.504	122.5	1:03.150	11 -	20.512	24.232	121.1	16.187	120.9	1:00.931
3 -	20.785	24.700	119.0	16.319	123.4	1:01.804	12 -	20.039	23.828	121.8	16.396	123.8	1:00.263
4 -	20.421	24.721	123.8	16.131	125.4	1:01.273	13 -	20.169	23.967	116.5	23.762	28.4	1:07.898
5 -	20.406	24.325	123.8	16.280	124.3	1:01.011	14 -	6:11.235	26.569	114.9	17.107	122.9	6:54.911
6 -	20.272	24.169	124.0	16.199	124.7	1:00.640	15 -	21.715	25.520	117.3	16.169	125.4	1:03.404

Knockhill
Circuit Length = 1.2713 miles
Start: 16:54 End: 17:20

MCRCB BULLETIN TK053

2008 Henderson Yamaha R1 Cup

QUALIFYING - SECTOR ANALYSIS

7 -	20.145	23.901	122.5	16.018	124.7	1:00.064	16 -	20.323	24.704	118.8	16.213	122.2	1:01.240
8 -	19.909	23.947	120.9	16.321	123.6	1:00.177	17 -	20.287	24.279	123.6	16.035	125.0	1:00.601
9 -	20.194	23.872	123.1	16.190	121.8	1:00.256	18 -	20.363	24.184	122.5	16.049	125.7	1:00.596
77	Marty NUTT												
Double M Racing / NuttTravel.com													
1 -	Out	25.842	124.0	16.779	124.0	1:11.154	9 -	18.586	21.792	130.6	15.224	129.1	55.602
2 -	19.758	22.597	131.8	15.959	128.6	58.314	10 -	18.174	22.713	128.3	16.316	126.9	57.203
3 -	19.283	24.477	113.0	21.279	35.9	1:05.039	11 -	18.188	21.768	132.4	14.951	130.3	54.907
4 -	8:40.341	26.232	102.5	17.334	120.5	9:23.907	12 -	20.207	22.971	132.6	15.109	130.3	58.287
5 -	20.251	23.133	129.8	15.941	129.6	59.325	13 -	18.574	24.070	130.3	15.957	121.6	58.601
6 -	19.154	22.595	129.8	15.447	128.8	57.196	14 -	18.184	21.813	131.1	15.134	129.3	55.131
7 -	19.191	22.414	131.1	15.342	129.8	56.947	15 -	18.708	26.507	78.5	18.713	127.1	1:03.928
8 -	18.942	22.339	131.1	15.136	130.3	56.417	16 -	18.201	21.188	134.5	14.770	130.8	54.159
98	Kyle KENTISH												
Deadline Racing													
1 -	Out	27.804	107.0	18.383	123.4	1:10.619	10 -	19.856	23.609	124.7	16.244	128.1	59.709
2 -	21.879	25.736	117.5	17.112	128.1	1:04.727	11 -	19.656	23.570	120.5	16.289	129.6	59.515
3 -	20.628	23.869	121.1	16.612	127.8	1:01.109	12 -	19.651	23.697	122.5	16.670	122.7	1:00.018
4 -	20.307	24.112	123.4	16.114	129.1	1:00.533	13 -	20.069	23.835	123.1	23.855	46.1	1:07.759
5 -	19.816	23.884	122.9	16.495	127.6	1:00.195	14 -	6:28.755	26.026	112.2	17.490	127.8	7:12.271
6 -	19.822	23.739	123.4	16.276	128.6	59.837	15 -	21.104	26.193	119.8	16.717	129.3	1:04.014
7 -	20.053	23.430	124.7	16.362	128.3	59.845	16 -	20.864	24.861	122.2	16.820	127.8	1:02.545
8 -	19.935	24.109	123.4	16.414	127.3	1:00.458	17 -	20.313	24.269	120.3	16.387	128.8	1:00.969
9 -	19.930	23.995	124.0	16.409	126.9	1:00.334							
118	Jimmy STORRAR												
Co Ordit Racing													
1 -	Out	24.123	123.6	16.720	125.0	1:02.338	10 -	21.205	24.511	124.3	18.762	50.6	1:04.478
2 -	19.818	22.919	127.3	16.317	120.1	59.054	11 -	2:35.444	23.648	126.6	15.959	126.6	3:15.051
3 -	19.356	22.830	127.8	16.426	127.6	58.612	12 -	19.618	22.729	128.6	15.429	127.1	57.776
4 -	19.586	22.355	131.1	15.682	126.4	57.623	13 -	19.049	22.009	130.6	15.303	127.3	56.361
5 -	18.424	21.932	130.3	15.513	125.9	55.869	14 -	18.499	21.788	131.3	15.307	128.1	55.594
6 -	18.324	22.077	122.9	15.680	126.4	56.081	15 -	18.392	21.832	131.3	15.226	128.3	55.450
7 -	18.974	22.434	127.6	15.322	126.4	56.730	16 -	18.234	21.639	131.3	15.112	128.3	54.985
8 -	18.882	23.455	122.5	21.093	39.8	1:03.430	17 -	18.055	21.837	126.4	15.437	128.1	55.329
9 -	5:03.612	24.697	123.4	16.269	126.1	5:44.578	18 -	18.942	23.853	125.9	15.561	128.6	58.356

MCRCB BULLETIN TK054

2008 Henderson Yamaha R1 Cup QUALIFYING - SPEED TRAPS

SECTOR 1				SECTOR 2			FINISH LINE		
POS	NO	NAME	MPH	NO	NAME	MPH	NO	NAME	MPH
1				14	Jack KENNEDY	137.8	11	Sam WARREN	131.8
2				19	Adrian COATES	137.2	19	Adrian COATES	131.6
3				10	Jon KIRKHAM	136.4	2	Gary MASON	131.3
4				11	Sam WARREN	135.3	77	Marty NUTT	130.8
5				15	Ben WILSON	135.3	10	Jon KIRKHAM	130.6
6				2	Gary MASON	135.0	15	Ben WILSON	130.6
7				77	Marty NUTT	134.5	69	Paul SHOESMITH	130.6
8				69	Paul SHOESMITH	132.9	14	Jack KENNEDY	130.1
9				118	Jimmy STORRAR	131.3	98	Kyle KENTISH	129.6
10				34	Stu WILSON	130.8	118	Jimmy STORRAR	128.6
11				44	Marti BROWN	129.8	44	Marti BROWN	128.1
12				33	Michael NEEVES	129.1	33	Michael NEEVES	125.9
13				74	Neal GARSIDE	125.2	74	Neal GARSIDE	125.7
14				98	Kyle KENTISH	124.7	34	Stu WILSON	125.4


MCRCB BULLETIN TK055

2008 Henderson Yamaha R1 Cup QUALIFYING - BEST SECTOR TIMES

SECTOR 1			SECTOR 2			SECTOR 3			IDEAL / BEST COMPARISON							
POS	NO	NAME	TIME	NO	NAME	TIME	NO	NAME	TIME	POS	NO	NAME	IDEAL	BEST	DIFF	
1	10	KIRKHAM	17.288	10	KIRKHAM	20.476	10	KIRKHAM	14.298	1	10	KIRKHAM	52.062	52.135	0.073	
2	11	WARREN	17.485	2	MASON	20.727	2	MASON	14.371	2	2	MASON	52.772	52.938	0.166	
3	2	MASON	17.674	19	COATES	20.795	11	WARREN	14.482	3	11	WARREN	52.772	52.899	0.127	
4	14	KENNEDY	17.795	11	WARREN	20.805	15	WILSON	14.498	4	19	COATES	53.372	53.381	0.009	
5	15	WILSON	17.832	14	KENNEDY	21.035	19	COATES	14.620	5	14	KENNEDY	53.527	53.718	0.191	
6	19	COATES	17.957	77	NUTT	21.188	14	KENNEDY	14.697	6	15	WILSON	53.718	53.811	0.093	
7	118	STORRAR	18.055	15	WILSON	21.388	77	NUTT	14.770	7	77	NUTT	54.132	54.159	0.027	
8	77	NUTT	18.174	69	SHOESMITH	21.599	34	WILSON	14.956	8	118	STORRAR	54.806	54.985	0.179	
9	34	WILSON	18.272	118	STORRAR	21.639	69	SHOESMITH	15.100	9	34	WILSON	55.056	55.189	0.133	
10	69	SHOESMITH	18.422	34	WILSON	21.828	118	STORRAR	15.112	10	69	SHOESMITH	55.121	55.164	0.043	
11	44	BROWN	18.762	33	NEEVES	22.426	44	BROWN	15.203	11	44	BROWN	56.465	56.548	0.083	
12	33	NEEVES	18.890	44	BROWN	22.500	33	NEEVES	15.527	12	33	NEEVES	56.843	56.847	0.004	
13	98	KENTISH	19.651	74	GARSDIE	23.358	74	GARSDIE	16.018	13	98	KENTISH	59.195	59.515	0.320	
14	74	GARSDIE	19.909	98	KENTISH	23.430	98	KENTISH	16.114	14	74	GARSDIE	59.285	59.543	0.258	
													Perfect Lap	52.062		

MCRCB BULLETIN TK056
2008 Henderson Yamaha R1 Cup
RACE 4 - PROVISIONAL GRID

ROW 4		59.543 74 Neal GARSIDE		59.515 98 Kyle KENTISH	
ROW 3	56.847 33 Michael NEEVES	56.548 44 Marti BROWN	55.189 34 Stu WILSON	55.164 69 Paul SHOESMITH	
ROW 2	54.985 118 Jimmy STORRAR	54.159 77 Marty NUTT	53.811 15 Ben WILSON	53.718 14 Jack KENNEDY	
ROW 1	53.381 19 Adrian COATES	52.938 2 Gary MASON	52.899 11 Sam WARREN	52.135 10 Jon KIRKHAM	
Pole					



Knockhill
 Circuit Length = 1.2713 miles

Race Director :	Stewards :	Timekeeper :
-----------------	------------	--------------

MCRCB BULLETIN TK068

2008 Henderson Yamaha R1 Cup & Focused Events KTM Super Duke Battle WARM-UP - CLASSIFICATION

POS	NO	CL	NAME	ENTRY	TIME	ON	LAPS	GAP	DIFF	MPH
1	11		Sam WARREN	Yamaha - Mission Racing	57.235	9	9			79.96
2	2		Gary MASON	Yamaha - VTune/ Airmax/ Tamworth Yamaha	57.729	9	10	0.494	0.494	79.28
3	15		Ben WILSON	Yamaha - Ben-Wilson-Racing.com	57.973	9	10	0.738	0.244	78.94
4	118		Jimmy STORRAR	Yamaha - Co Oredit Racing	58.905	9	10	1.670	0.932	77.69
5	10		Kelvin REILLY	KTM - Inmoto Corse	59.603	6	8	2.368	0.698	76.78
6	44		Marti BROWN	Yamaha -	59.616	9	9	2.381	0.013	76.77
7	23		Jonathan PEARSON	KTM - Superbike Magazine	59.747	9	9	2.512	0.131	76.60
8	33		Michael NEEVES	Yamaha - Team MCN	59.822	8	10	2.587	0.075	76.50
9	8		Ed SMITH	KTM - Gear 4	59.903	8	8	2.668	0.081	76.40
10	26		David WOOD	KTM - Art Of Racing	59.949	7	8	2.714	0.046	76.34
11	11		Paul LANE	KTM - Inmoto Corse	1:00.374	8	9	3.139	0.425	75.80
12	34		Stu WILSON	Yamaha - Wilhall Yamaha	1:00.552	7	8	3.317	0.178	75.58
13	69		Paul SHOESMITH	Yamaha - Ice Valley	1:00.566	8	9	3.331	0.014	75.56
14	6		Dave HEAL	KTM - Littlewood Fencing / Dave Heal R'g	1:00.913	7	8	3.678	0.347	75.13
15	69		Peter HASLER	KTM - Art Of Racing	1:01.226	8	8	3.991	0.313	74.75
16	0		Alistar FAGAN	KTM - Fastbikes Magazine	1:01.403	5	6	4.168	0.177	74.53
17	7		Pat SHAUGHNESSY	KTM - Jim Aim Racing	1:01.433	8	9	4.198	0.030	74.50
18	44		Gary BYRNE	KTM - Racing for GOSH	1:01.522	8	8	4.287	0.089	74.39
19	9		Stuart MacLURE	KTM - Redline / MacLure Racing	1:01.987	10	10	4.752	0.465	73.83
20	73		Matt FLYNN	KTM - SJB Racing	1:02.000	7	7	4.765	0.013	73.81
21	77		Marty NUTT	Yamaha - Double M Racing / NuttTravel.com	1:02.350	5	8	5.115	0.350	73.40
22	96		Colin MOULD	KTM - Art Of Racing	1:03.225	1	3	5.990	0.875	72.38
23	5		Matt WALKER	KTM - KTM UK	1:03.293	7	9	6.058	0.068	72.31
24	66		Luke HALL	KTM - Moto Developments	1:03.707	6	6	6.472	0.414	71.84
25	98		Kyle KENTISH	Yamaha - Deadline Racing	1:03.763	9	9	6.528	0.056	71.77
26	16		Nick HOBDEN	KTM - Littlewood Fencing / Dave Heal R'g	1:03.851	9	9	6.616	0.088	71.67
27	74		Neal GARSIDE	Yamaha - Buckingham Group	1:04.032	6	8	6.797	0.181	71.47
28	43		Ryan LOWE	KTM - The KTM Centre	1:07.155	3	3	9.920	3.123	68.15
29	99		Simon NASH	KTM - Moto Developments	1:07.835	4	5	10.600	0.680	67.46

Weather / Track : Cloudy / Wet

These results are provisional until the conclusion of any judicial and technical matters.

Knockhill
Circuit Length = 1.2713 miles
Start: 08:45 End: 08:56

Race Director :	Stewards :	Timekeeper :
-----------------	------------	--------------

MCRCB BULLETIN TK069

2008 Henderson Yamaha R1 Cup & Focused Events KTM Super Duke Battle

WARM-UP - SECTOR ANALYSIS

0	Alistar FAGAN				Fastbikes Magazine								
1 -	Out	26.417	110.0	18.322	111.1	1:07.507	4 -	21.213	25.056	115.3	<i>17.153</i>	<i>114.7</i>	1:03.422
2 -	21.994	25.536	113.4	18.511	112.2	1:06.041	5 -	<i>19.756</i>	<i>24.473</i>	114.9	17.174	113.4	1:01.403
3 -	20.439	30.263	114.3	17.387	112.2	1:08.089	6 -	22.685	27.684	<i>116.3</i>	20.293	36.5	1:10.662
2	Gary MASON				VTune/ Airmax/ Tamworth Yamaha								
1 -	Out	26.994	112.6	17.535	125.9	1:07.946	6 -	19.759	23.248	<i>129.8</i>	16.173	128.8	59.180
2 -	21.137	24.659	126.4	16.913	128.1	1:02.709	7 -	19.581	23.755	128.8	15.996	128.8	59.332
3 -	20.830	24.640	115.7	16.520	127.6	1:01.990	8 -	19.527	22.701	128.8	16.199	129.1	58.427
4 -	20.080	24.247	126.9	16.331	129.3	1:00.658	9 -	<i>19.103</i>	<i>22.443</i>	124.0	16.183	<i>129.8</i>	57.729
5 -	20.278	23.004	129.3	16.014	128.1	59.296	10 -	20.344	23.803	129.1	<i>15.770</i>	128.3	59.917
5	Matt WALKER				KTM UK								
1 -	Out	30.278	100.8	19.178	105.8	1:13.916	6 -	20.934	25.393	107.7	17.618	108.2	1:03.945
2 -	21.865	26.359	109.7	18.384	110.4	1:06.608	7 -	21.055	<i>24.922</i>	109.7	17.316	110.0	1:03.293
3 -	20.982	26.127	106.7	17.957	<i>110.9</i>	1:05.066	8 -	21.786	25.933	<i>111.3</i>	17.775	108.1	1:05.494
4 -	21.495	26.138	109.1	17.594	108.2	1:05.227	9 -	<i>20.820</i>	25.195	110.0	17.446	109.3	1:03.461
5 -	21.437	25.691	108.8	<i>17.293</i>	110.2	1:04.421							
6	Dave HEAL				Littlewood Fencing / Dave Heal R'g								
1 -	Out	27.444	108.4	18.353	112.4	1:10.652	5 -	20.418	24.120	116.9	17.043	113.7	1:01.581
2 -	22.436	26.453	112.2	18.122	113.6	1:07.011	6 -	20.838	25.582	115.9	17.177	114.7	1:03.597
3 -	21.442	24.591	115.3	17.202	115.1	1:03.235	7 -	<i>20.179</i>	<i>23.870</i>	<i>117.9</i>	<i>16.864</i>	<i>115.7</i>	1:00.913
4 -	20.568	24.138	114.9	17.308	114.7	1:02.014	8 -	21.615	26.407	117.7	24.267	26.4	1:12.289
7	Pat SHAUGHNESSY				Jim Aim Racing								
1 -	Out	26.584	109.8	18.099	113.2	1:08.619	6 -	20.412	24.541	117.5	16.862	112.0	1:01.815
2 -	20.759	25.802	115.7	17.285	114.5	1:03.846	7 -	20.079	25.048	117.3	17.044	114.9	1:02.171
3 -	20.718	25.279	112.4	17.564	<i>116.3</i>	1:03.561	8 -	20.146	24.672	116.5	<i>16.615</i>	115.5	1:01.433
4 -	21.702	25.207	<i>119.6</i>	17.006	115.9	1:03.915	9 -	<i>20.065</i>	<i>24.323</i>	116.1	17.126	112.6	1:01.514
5 -	20.433	24.569	116.3	16.901	114.7	1:01.903							
8	Ed SMITH				Gear 4								
1 -	Out	27.081	112.6	18.179	112.4	1:08.630	5 -	20.220	24.281	115.7	16.620	113.4	1:01.121
2 -	21.271	25.333	113.4	16.720	115.5	1:03.324	6 -	20.044	23.806	115.5	16.388	114.9	1:00.238
3 -	20.643	24.497	115.3	16.865	<i>115.7</i>	1:02.005	7 -	20.522	23.870	115.5	16.578	114.9	1:00.970
4 -	20.417	24.801	<i>118.4</i>	16.613	114.9	1:01.831	8 -	<i>19.892</i>	<i>23.661</i>	116.1	<i>16.350</i>	113.4	59.903
9	Stuart MacLURE				Redline / MacLure Racing								
1 -	Out	27.536	101.2	19.630	109.1	1:11.304	6 -	21.081	24.879	116.7	17.873	112.8	1:03.833
2 -	23.803	26.049	111.8	17.745	113.9	1:07.597	7 -	20.757	25.055	114.9	18.513	112.6	1:04.325
3 -	21.613	25.359	113.2	17.903	106.0	1:04.875	8 -	21.035	24.670	114.7	17.675	107.5	1:03.380
4 -	24.124	25.728	116.1	17.282	112.6	1:07.134	9 -	21.576	24.754	<i>118.4</i>	17.297	<i>114.3</i>	1:03.627
5 -	21.321	24.706	116.5	17.526	113.2	1:03.553	10 -	<i>20.581</i>	<i>24.250</i>	118.1	<i>17.156</i>	113.2	1:01.987
10	Kelvin REILLY				Inmoto Corse								
1 -	Out	26.529	109.8	17.682	114.3	1:09.240	5 -	<i>19.810</i>	23.565	<i>119.0</i>	16.668	114.1	1:00.043
2 -	21.177	24.937	113.7	16.771	116.7	1:02.885	6 -	19.822	<i>23.337</i>	118.4	16.444	<i>117.1</i>	59.603
3 -	20.159	24.392	114.9	16.670	115.3	1:01.221	7 -	20.923	25.057	116.5	16.574	115.7	1:02.554
4 -	20.467	23.718	117.1	<i>16.284</i>	<i>117.1</i>	1:00.469	8 -	20.016	24.344	112.0	16.920	116.3	1:01.280
11	Sam WARREN				Mission Racing								
1 -	Out	37.320	77.0	19.794	118.8	1:24.508	6 -	<i>19.094</i>	22.880	<i>126.6</i>	15.891	129.6	57.865
2 -	21.659	25.820	109.8	17.728	125.7	1:05.207	7 -	19.282	22.956	124.0	15.733	<i>130.6</i>	57.971
3 -	20.406	24.527	122.5	16.958	128.3	1:01.891	8 -	21.591	35.014	41.6	25.801	127.8	1:22.406
4 -	20.687	25.395	116.9	23.957	55.4	1:10.039	9 -	19.226	<i>22.399</i>	126.4	<i>15.610</i>	129.8	57.235
5 -	26.448	28.376	89.7	16.824	126.6	1:11.648							
11	Paul LANE				Inmoto Corse								
1 -	Out	27.758	114.5	17.913	113.4	1:08.729	6 -	20.317	24.954	<i>117.9</i>	17.102	115.3	1:02.373
2 -	20.801	24.978	114.1	17.700	111.5	1:03.479	7 -	20.986	24.925	114.9	<i>16.631</i>	116.5	1:02.542
3 -	20.958	24.991	117.7	16.950	<i>117.3</i>	1:02.899	8 -	19.969	23.706	<i>117.9</i>	16.699	116.7	1:00.374
4 -	20.457	24.480	114.7	17.209	115.9	1:02.146	9 -	<i>19.817</i>	<i>23.662</i>	117.1	16.896	114.9	1:00.375

Knockhill
Circuit Length = 1.2713 miles
Start: 08:45 End: 08:56

Weather / Track : Cloudy / Wet

MCRCB BULLETIN TK069

2008 Henderson Yamaha R1 Cup & Focused Events KTM Super Duke Battle

WARM-UP - SECTOR ANALYSIS

5 -	20.233	24.370	117.7	17.105	116.3	1:01.708							
15	Ben WILSON					Ben-Wilson-Racing.com							
1 -	Out	30.487	103.9	18.028	126.6	1:21.724	6 -	19.102	23.343	127.8	15.707	128.1	58.152
2 -	21.031	25.481	126.6	16.227	127.6	1:02.739	7 -	19.034	23.379	127.8	15.816	127.8	58.229
3 -	19.739	24.357	124.0	16.240	127.6	1:00.336	8 -	19.131	23.168	126.9	16.093	128.6	58.392
4 -	20.534	24.416	124.3	15.835	129.1	1:00.785	9 -	18.977	23.205	129.3	15.791	127.8	57.973
5 -	19.523	23.610	128.8	15.906	128.8	59.039	10 -	19.123	22.999	127.8	16.080	125.9	58.202
16	Nick HOBDEN					Littlewood Fencing / Dave Heal R'g							
1 -	Out	28.704	104.4	19.142	108.9	1:13.349	6 -	21.551	25.900	110.7	18.085	107.2	1:05.536
2 -	22.867	27.467	107.9	18.382	112.4	1:08.716	7 -	21.681	25.698	111.5	17.603	113.6	1:04.982
3 -	22.202	26.275	107.5	18.265	113.2	1:06.742	8 -	21.767	25.106	110.7	18.007	109.3	1:04.880
4 -	21.835	26.022	111.5	18.228	113.0	1:06.085	9 -	21.454	24.952	113.2	17.445	111.3	1:03.851
5 -	22.842	25.860	110.6	18.049	112.6	1:06.751							
23	Jonathan PEARSON					Superbike Magazine							
1 -	Out	26.981	108.9	18.284	112.0	1:16.144	6 -	19.847	24.268	117.7	16.866	111.1	1:00.981
2 -	21.333	25.231	114.5	17.227	115.3	1:03.791	7 -	20.629	23.962	119.0	16.423	116.3	1:01.014
3 -	20.434	24.887	116.9	17.659	113.2	1:02.980	8 -	19.845	23.752	119.0	16.397	115.7	59.994
4 -	20.063	24.032	116.3	16.440	116.7	1:00.535	9 -	19.400	23.528	116.1	16.819	113.9	59.747
5 -	20.036	24.222	115.3	16.641	114.9	1:00.899							
26	David WOOD					Art Of Racing							
1 -	Out	26.194	114.3	17.783	114.3	1:06.974	5 -	19.902	24.044	120.7	16.493	117.7	1:00.439
2 -	21.043	25.052	117.7	17.147	116.1	1:03.242	6 -	19.855	24.042	120.1	16.543	117.9	1:00.440
3 -	20.665	24.589	120.5	16.821	117.7	1:02.075	7 -	20.161	23.518	120.1	16.270	119.0	59.949
4 -	20.189	23.938	120.7	16.555	117.9	1:00.682	8 -	20.716	24.110	117.3	16.622	109.7	1:01.448
33	Michael NEEVES					Team MCN							
1 -	Out	27.019	112.2	17.381	121.4	1:06.846	6 -	22.477	24.481	120.3	16.449	124.7	1:03.407
2 -	20.886	25.063	119.0	16.694	124.3	1:02.643	7 -	19.830	23.819	123.8	16.335	125.4	59.984
3 -	20.138	24.462	122.7	16.416	124.0	1:01.016	8 -	19.781	23.798	124.5	16.243	124.7	59.822
4 -	20.034	24.131	121.6	16.446	123.6	1:00.611	9 -	19.802	23.812	123.4	16.297	125.7	59.911
5 -	19.791	24.543	117.9	16.327	125.7	1:00.661	10 -	19.767	23.603	124.3	19.112	43.9	1:02.482
34	Stu WILSON					Wilhall Yamaha							
1 -	Out	26.081	115.5	17.499	121.1	1:05.575	5 -	1:23.504	25.309	122.2	16.989	122.7	2:05.802
2 -	20.927	26.055	118.4	16.927	122.5	1:03.909	6 -	20.182	24.596	123.1	16.885	122.2	1:01.663
3 -	20.101	24.338	123.8	16.746	122.2	1:01.185	7 -	19.978	24.001	124.3	16.573	123.1	1:00.552
4 -	19.874	24.159	124.0	18.054	58.9	1:02.087	8 -	20.835	27.179	104.7	23.050	34.1	1:11.064
43	Ryan LOWE					The KTM Centre							
1 -	Out	30.461	100.5	20.255	106.5	1:16.514	3 -	21.498	26.900	105.4	18.757	111.8	1:07.155
2 -	23.134	27.921	107.2	18.343	112.0	1:09.398							
44	Gary BYRNE					Racing for GOSH							
1 -	Out	27.220	110.0	18.983	105.7	1:11.848	5 -	20.502	24.759	115.9	17.500	112.8	1:02.761
2 -	21.612	25.489	113.2	17.587	111.8	1:04.688	6 -	20.726	24.706	113.0	17.393	111.7	1:02.825
3 -	20.952	24.823	115.1	17.105	113.4	1:02.880	7 -	20.223	24.318	115.5	17.359	112.4	1:01.900
4 -	20.410	25.581	114.1	17.484	112.4	1:03.475	8 -	20.152	24.168	115.3	17.202	111.3	1:01.522
44	Marti BROWN												
1 -	Out	26.093	111.7	17.666	126.6	1:06.590	6 -	21.006	24.503	114.1	19.810	36.6	1:05.319
2 -	23.134	25.297	112.6	17.641	124.3	1:06.072	7 -	1:03.368	23.904	119.6	16.231	126.1	1:43.503
3 -	21.862	24.800	114.5	17.201	126.1	1:03.863	8 -	20.189	24.020	112.0	16.675	124.0	1:00.884
4 -	20.968	24.349	112.6	16.879	127.1	1:02.196	9 -	19.665	23.609	119.6	16.342	125.2	59.616
5 -	20.418	24.222	112.0	16.757	126.9	1:01.397							
66	Luke HALL					Moto Developments							
1 -	Out	28.258	105.0	18.131	113.6	1:10.091	4 -	21.346	26.120	107.4	17.483	115.5	1:04.949
2 -	22.223	26.896	108.2	17.736	114.1	1:06.855	5 -	21.202	25.309	108.9	17.425	110.7	1:03.936
3 -	21.689	26.744	108.4	17.788	113.0	1:06.221	6 -	21.175	25.443	110.6	17.089	115.5	1:03.707

Knockhill
Circuit Length = 1.2713 miles
Start: 08:45 End: 08:56

Weather / Track : Cloudy / Wet

MCRCB BULLETIN TK069

2008 Henderson Yamaha R1 Cup & Focused Events KTM Super Duke Battle

WARM-UP - SECTOR ANALYSIS

69	Paul SHOESMITH	Ice Valley											
1 -	Out	27.003	113.6	17.984	126.4	1:08.244	6 -	20.311	24.446	124.3	16.984	126.4	1:01.741
2 -	21.897	25.740	121.8	17.950	127.3	1:05.587	7 -	20.641	23.976	124.7	17.004	128.1	1:01.621
3 -	21.079	25.472	119.4	17.603	125.2	1:04.154	8 -	19.929	23.757	124.3	16.880	128.1	1:00.566
4 -	20.942	26.333	121.4	17.444	124.7	1:04.719	9 -	20.064	23.798	124.7	16.711	128.1	1:00.573
5 -	20.472	24.598	124.3	17.126	127.1	1:02.196							
69	Peter HASLER	Art Of Racing											
1 -	Out	27.909	104.2	18.428	114.7	1:10.306	5 -	21.419	24.979	113.7	17.113	114.9	1:03.511
2 -	21.426	25.690	111.3	17.337	116.7	1:04.453	6 -	20.740	24.458	115.9	17.000	115.5	1:02.198
3 -	21.791	25.259	111.1	17.268	116.3	1:04.318	7 -	20.484	24.396	117.3	16.759	116.3	1:01.639
4 -	21.575	25.501	112.4	17.052	116.1	1:04.128	8 -	20.465	24.067	117.9	16.694	113.7	1:01.226
73	Matt FLYNN	SJB Racing											
1 -	Out	28.000	108.9	18.491	111.3	1:10.714	5 -	21.552	25.564	110.9	17.230	112.6	1:04.346
2 -	22.009	26.918	109.1	18.010	111.1	1:06.937	6 -	21.261	25.285	112.8	16.909	111.5	1:03.455
3 -	21.841	25.349	112.8	17.302	112.6	1:04.492	7 -	20.376	24.656	113.9	16.968	111.7	1:02.000
4 -	21.496	25.575	114.1	17.679	112.0	1:04.750							
74	Neal GARSIDE	Buckingham Group											
1 -	Out	28.809	106.9	18.666	116.3	1:13.906	5 -	21.691	25.515	115.3	17.576	122.2	1:04.782
2 -	24.032	27.154	109.7	18.478	120.9	1:09.664	6 -	21.504	25.151	112.4	17.377	123.6	1:04.032
3 -	22.315	26.434	110.9	17.170	125.4	1:05.919	7 -	22.052	25.421	116.1	17.965	122.5	1:05.438
4 -	21.898	25.187	113.4	17.235	123.4	1:04.320	8 -	21.562	25.165	114.3	17.600	121.4	1:04.327
77	Marty NUTT	Double M Racing / NuttTravel.com											
1 -	Out	28.762	109.7	18.855	116.9	1:18.261	5 -	20.891	24.268	122.2	17.191	107.0	1:02.350
2 -	23.737	33.582	67.7	23.937	95.6	1:21.256	6 -	21.583	24.545	117.3	17.097	114.3	1:03.225
3 -	22.709	25.207	115.7	18.303	104.2	1:06.219	7 -	21.734	25.488	115.1	17.924	106.7	1:05.146
4 -	22.052	25.804	117.7	17.114	125.2	1:04.970	8 -	21.321	24.342	122.5	16.805	116.1	1:02.468
96	Colin MOULD	Art Of Racing											
1 -						1:03.225	3 -						1:18.850
2 -						1:04.231							
98	Kyle KENTISH	Deadline Racing											
1 -	Out	29.470	97.0	19.314	124.3	1:14.185	6 -	21.468	25.935	113.0	17.618	126.1	1:05.021
2 -	22.938	27.254	111.1	18.963	123.6	1:09.155	7 -	21.148	25.538	116.1	17.796	127.6	1:04.482
3 -	21.754	25.948	111.3	17.947	127.8	1:05.649	8 -	21.793	25.456	115.9	17.390	121.4	1:04.639
4 -	20.954	25.563	111.8	17.497	128.6	1:04.014	9 -	21.587	24.942	117.5	17.234	124.7	1:03.763
5 -	22.300	26.405	111.7	17.774	128.1	1:06.479							
99	Simon NASH	Moto Developments											
1 -	Out	29.713	103.9	18.725	113.0	1:13.425	4 -	22.596	27.174	112.8	18.065	112.6	1:07.835
2 -	23.625	28.138	106.9	19.026	114.7	1:10.789	5 -	22.201	26.522	106.5	21.648	35.0	1:10.371
3 -	22.144	27.935	98.8	19.394	99.6	1:09.473							
118	Jimmy STORRAR	Co Ordit Racing											
1 -	Out	25.684	117.3	17.662	126.1	1:06.423	6 -	20.122	24.237	123.6	16.426	127.1	1:00.785
2 -	22.516	25.442	121.1	17.059	125.0	1:05.017	7 -	20.417	23.661	122.5	16.364	126.4	1:00.442
3 -	20.767	24.182	122.2	16.430	126.4	1:01.379	8 -	19.598	23.349	124.5	16.050	127.6	58.997
4 -	19.992	24.018	122.5	16.573	127.1	1:00.583	9 -	19.606	23.313	126.6	15.986	128.3	58.905
5 -	19.895	23.751	122.2	16.446	125.4	1:00.092	10 -	19.885	23.223	126.9	16.207	126.9	59.315

Knockhill
Circuit Length = 1.2713 miles
Start: 08:45 End: 08:56

Weather / Track : Cloudy / Wet

MCRCB BULLETIN TK070

2008 Henderson Yamaha R1 Cup & Focused Events KTM Super Duke Battle WARM-UP - SPEED TRAPS

SECTOR 1				SECTOR 2			FINISH LINE		
POS	NO	NAME	MPH	NO	NAME	MPH	NO	NAME	MPH
1				2	Gary MASON	129.8	11	Sam WARREN	130.6
2				15	Ben WILSON	129.3	2	Gary MASON	129.8
3				118	Jimmy STORRAR	126.9	15	Ben WILSON	129.1
4				11	Sam WARREN	126.6	98	Kyle KENTISH	128.6
5				69	Paul SHOESMITH	124.7	118	Jimmy STORRAR	128.3
6				33	Michael NEEVES	124.5	69	Paul SHOESMITH	128.1
7				34	Stu WILSON	124.3	44	Marti BROWN	127.1
8				77	Marty NUTT	122.5	33	Michael NEEVES	125.7
9				26	David WOOD	120.7	74	Neal GARSIDE	125.4
10				7	Pat SHAUGHNESSY	119.6	77	Marty NUTT	125.2
11				44	Marti BROWN	119.6	34	Stu WILSON	123.1
12				10	Kelvin REILLY	119.0	26	David WOOD	119.0
13				23	Jonathan PEARSON	119.0	11	Paul LANE	117.3
14				8	Ed SMITH	118.4	10	Kelvin REILLY	117.1
15				9	Stuart MacLURE	118.4	23	Jonathan PEARSON	116.7
16				6	Dave HEAL	117.9	69	Peter HASLER	116.7
17				11	Paul LANE	117.9	7	Pat SHAUGHNESSY	116.3
18				69	Peter HASLER	117.9	6	Dave HEAL	115.7
19				98	Kyle KENTISH	117.5	8	Ed SMITH	115.7
20				0	Alistar FAGAN	116.3	66	Luke HALL	115.5
21				74	Neal GARSIDE	116.1	0	Alistar FAGAN	114.7
22				44	Gary BYRNE	115.9	99	Simon NASH	114.7
23				73	Matt FLYNN	114.1	9	Stuart MacLURE	114.3
24				16	Nick HOBDEN	113.2	16	Nick HOBDEN	113.6
25				99	Simon NASH	112.8	44	Gary BYRNE	113.4
26				5	Matt WALKER	111.3	73	Matt FLYNN	112.8
27				66	Luke HALL	110.6	43	Ryan LOWE	112.0
28				43	Ryan LOWE	107.2	5	Matt WALKER	110.9

Weather / Track : Cloudy / Wet

www.tsl-timing.com

Knockhill
Circuit Length = 1.2713 miles
Start: 08:45 End: 08:56

Printed - 08.58 Sunday, 10 August 2008


MCRCB BULLETIN TK071

2008 Henderson Yamaha R1 Cup & Focused Events KTM Super Duke Battle WARM-UP - BEST SECTOR TIMES

SECTOR 1			SECTOR 2			SECTOR 3			IDEAL / BEST COMPARISON						
POS	NO	NAME	TIME	NO	NAME	TIME	NO	NAME	TIME	POS	NO	NAME	IDEAL	BEST	DIFF
1	15	WILSON	18.977	11	WARREN	22.399	11	WARREN	15.610	1	11	WARREN	57.103	57.235	0.132
2	11	WARREN	19.094	2	MASON	22.443	15	WILSON	15.707	2	2	MASON	57.316	57.729	0.413
3	2	MASON	19.103	15	WILSON	22.999	2	MASON	15.770	3	15	WILSON	57.683	57.973	0.290
4	23	PEARSON	19.400	118	STORRAR	23.223	118	STORRAR	15.986	4	118	STORRAR	58.807	58.905	0.098
5	118	STORRAR	19.598	10	REILLY	23.337	44	BROWN	16.231	5	23	PEARSON	59.325	59.747	0.422
6	44	BROWN	19.665	26	WOOD	23.518	33	NEEVES	16.243	6	10	REILLY	59.431	59.603	0.172
7	0	FAGAN	19.756	23	PEARSON	23.528	26	WOOD	16.270	7	44	BROWN	59.505	59.616	0.111
8	33	NEEVES	19.767	33	NEEVES	23.603	10	REILLY	16.284	8	33	NEEVES	59.613	59.822	0.209
9	10	REILLY	19.810	44	BROWN	23.609	8	SMITH	16.350	9	26	WOOD	59.643	59.949	0.306
10	11	LANE	19.817	8	SMITH	23.661	23	PEARSON	16.397	10	8	SMITH	59.903	59.903	0.000
11	26	WOOD	19.855	11	LANE	23.662	34	WILSON	16.573	11	11	LANE	1:00.110	1:00.374	0.264
12	34	WILSON	19.874	69	SHOESMITH	23.757	7	SHAUGHNESSY	16.615	12	69	SHOESMITH	1:00.397	1:00.566	0.169
13	8	SMITH	19.892	6	HEAL	23.870	11	LANE	16.631	13	34	WILSON	1:00.448	1:00.552	0.104
14	69	SHOESMITH	19.929	34	WILSON	24.001	69	HASLER	16.694	14	6	HEAL	1:00.913	1:00.913	0.000
15	7	SHAUGHNESSY	20.065	69	HASLER	24.067	69	SHOESMITH	16.711	15	7	SHAUGHNESSY	1:01.003	1:01.433	0.430
16	44	BYRNE	20.152	44	BYRNE	24.168	77	NUTT	16.805	16	69	HASLER	1:01.226	1:01.226	0.000
17	6	HEAL	20.179	9	MacLURE	24.250	6	HEAL	16.864	17	0	FAGAN	1:01.382	1:01.403	0.021
18	73	FLYNN	20.376	77	NUTT	24.268	73	FLYNN	16.909	18	44	BYRNE	1:01.425	1:01.522	0.097
19	69	HASLER	20.465	7	SHAUGHNESSY	24.323	66	HALL	17.089	19	73	FLYNN	1:01.941	1:02.000	0.059
20	9	MacLURE	20.581	0	FAGAN	24.473	44	BYRNE	17.105	20	77	NUTT	1:01.964	1:02.350	0.386
21	5	WALKER	20.820	73	FLYNN	24.656	0	FAGAN	17.153	21	9	MacLURE	1:01.987	1:01.987	0.000
22	77	NUTT	20.891	5	WALKER	24.922	9	MacLURE	17.156	22	5	WALKER	1:03.035	1:03.293	0.258
23	98	KENTISH	20.954	98	KENTISH	24.942	74	GARSDIE	17.170	23	98	KENTISH	1:03.130	1:03.763	0.633
24	66	HALL	21.175	16	HOBDEN	24.952	98	KENTISH	17.234	24	66	HALL	1:03.573	1:03.707	0.134
25	16	HOBDEN	21.454	74	GARSDIE	25.151	5	WALKER	17.293	25	74	GARSDIE	1:03.825	1:04.032	0.207
26	43	LOWE	21.498	66	HALL	25.309	16	HOBDEN	17.445	26	16	HOBDEN	1:03.851	1:03.851	0.000
27	74	GARSDIE	21.504	99	NASH	26.522	99	NASH	18.065	27	99	NASH	1:06.731	1:07.835	1.104
28	99	NASH	22.144	43	LOWE	26.900	43	LOWE	18.343	28	43	LOWE	1:06.741	1:07.155	0.414
29	96	MOULD		96	MOULD		96	MOULD		29	96	MOULD		1:03.225	0.000
											Perfect Lap		56.986		

MCRCB BULLETIN TK072
2008 Henderson Yamaha R1 Cup
RACE 4 - FINAL GRID

ROW 4		59.543		59.515				
		74	Neal GARSIDE	98	Kyle KENTISH			
ROW 3	56.847	56.548	55.189	55.164				
	33	Michael NEEVES	44	Marti BROWN	34	Stu WILSON	69	Paul SHOESMITH
ROW 2	54.985	54.159	53.811	53.718				
	118	Jimmy STORRAR	77	Marty NUTT	15	Ben WILSON	14	Jack KENNEDY
ROW 1	53.381	52.938	52.899	52.135				
	19	Adrian COATES	2	Gary MASON	11	Sam WARREN	10	Jon KIRKHAM
Pole								



Knockhill
 Circuit Length = 1.2713 miles

Race Director :	Stewards :	Timekeeper :

MCRCB BULLETIN TK124

2008 Henderson Yamaha R1 Cup RACE 4 - CLASSIFICATION

POS	NO	CL	NAME	ENTRY	LAPS	TIME	GAP	DIFF	MPH	BEST	ON
1	15		Ben WILSON	Yamaha - Ben-Wilson-Racing.com	14	12:07.553			88.06	51.341	12
2	2		Gary MASON	Yamaha - VTune/ Airmax/ Tamworth Yama	14	12:09.543	1.990	1.990	87.82	51.591	6
3	11		Sam WARREN	Yamaha - Mission Racing	14	12:10.858	3.305	1.315	87.67	51.640	12
4	19		Adrian COATES	Yamaha - Stoneyford Concrete	14	12:12.253	4.700	1.395	87.50	51.553	5
5	14		Jack KENNEDY	Yamaha - JK Racing	14	12:14.572	7.019	2.319	87.22	51.786	8
6	118		Jimmy STORRAR	Yamaha - Co Ordit Racing	14	12:19.750	12.197	5.178	86.61	52.133	8
7	34		Stu WILSON	Yamaha - Wilhall Yamaha	14	12:26.848	19.295	7.098	85.79	52.592	14
8	69		Paul SHOESMITH	Yamaha - Ice Valley	14	12:39.974	32.421	13.126	84.31	53.289	3
9	33		Michael NEEVES	Yamaha - Team MCN	14	12:44.947	37.394	4.973	83.76	53.778	4
10	10		Jon KIRKHAM	Yamaha - Jon Kirkham Racing	14	12:52.247	44.694	7.300	82.97	51.221	5
11	44		Marti BROWN	Yamaha -	14	12:55.462	47.909	3.215	82.62	54.206	6
12	98		Kyle KENTISH	Yamaha - Deadline Racing	14	13:01.757	54.204	6.295	81.96	54.558	12
13	74		Neal GARSIDE	Yamaha - Buckingham Group	13	12:18.810	1 lap	1 lap	80.53	55.738	13
14	77		Marty NUTT	Yamaha - Double M Racing / NuttTravel.co	13	12:42.095	1 lap	23.285	78.07	52.522	13

FASTEST LAP

10	Jon KIRKHAM	Yamaha - Jon Kirkham Racing	5	51.221	89.35 mph	143.80 kph
----	--------------------	-----------------------------	---	--------	-----------	------------

Weather / Track : Cloudy / Dry

These results are provisional until the conclusion of any judicial and technical matters.

Knockhill
Circuit Length = 1.2713 miles
Start: 13:58 End: 14:12

Race Director :	Stewards :	Timekeeper :
-----------------	------------	--------------

MCRCB BULLETIN TK125

2008 Henderson Yamaha R1 Cup

RACE 4 - LAP CHART

Lap 1			Lap 2			Lap 3			Lap 4			Lap 5		
No	Behind	Laptime	No	Behind	Laptime	No	Behind	Laptime	No	Behind	Laptime	No	Behind	Laptime
15		54.801	15		52.197	15		52.090	15		51.687	15		51.667
2	0.478	55.279	2	0.439	52.158	2	0.239	51.890	2	0.307	51.755	2	0.331	51.691
11	0.910	55.711	11	1.380	52.667	10	1.245	51.587	10	1.016	51.458	10	0.570	51.221
19	1.244	56.045	10	1.748	52.467	11	1.427	52.137	11	1.480	51.740	11	1.559	51.746
10	1.478	56.279	19	1.831	52.784	19	1.948	52.207	19	2.472	52.211	19	2.358	51.553
14	1.785	56.586	14	2.448	52.860	14	2.683	52.325	14	3.264	52.268	14	3.592	51.995
77	2.198	56.999	77	2.723	52.722	118	4.416	52.784	118	5.429	52.700	118	6.030	52.268
118	2.531	57.332	118	3.722	53.388	34	5.384	53.142	34	6.750	53.053	34	8.115	53.032
69	3.364	58.165	34	4.332	53.162	69	6.213	53.289	69	7.991	53.465	69	10.104	53.780
34	3.367	58.168	69	5.014	53.847	33	7.999	53.893	33	10.090	53.778	33	12.758	54.335
33	4.038	58.839	33	6.196	54.355	77	8.655	58.022	44	15.504	54.460	44	18.428	54.591
74	5.782	1:00.583	44	10.082	56.377	44	12.731	54.739	98	17.547	55.334	98	21.595	55.715
98	5.883	1:00.684	98	10.088	56.402	98	13.900	55.902	74	19.997	56.654	77	1 LAP	1:59.239
44	5.902	1:00.703	74	10.737	57.152	74	15.030	56.383				74	25.193	56.863

MCRCB BULLETIN TK125

2008 Henderson Yamaha R1 Cup

RACE 4 - LAP CHART

Lap 6			Lap 7			Lap 8			Lap 9			Lap 10		
No	Behind	Laptime	No	Behind	Laptime	No	Behind	Laptime	No	Behind	Laptime	No	Behind	Laptime
15		51.843	15		51.435	15		51.497	15		51.393	15		51.356
2	0.079	51.591	10	0.179	51.534	10	0.150	51.468	10	0.262	51.505	2	1.441	51.669
10	0.080	51.353	2	0.529	51.885	2	0.789	51.757	2	1.128	51.732	11	3.274	51.824
11	1.357	51.641	11	2.015	52.093	11	2.345	51.827	11	2.806	51.854	19	4.145	51.724
19	2.509	51.994	19	2.989	51.915	19	3.370	51.878	19	3.777	51.800	14	5.943	51.987
14	3.870	52.121	14	4.386	51.951	14	4.675	51.786	14	5.312	52.030	118	10.427	53.021
118	6.357	52.170	118	7.162	52.240	118	7.798	52.133	118	8.762	52.357	34	15.944	53.349
34	9.113	52.841	34	10.804	53.126	34	12.387	53.080	34	13.951	52.957	69	21.942	53.936
69	12.095	53.834	69	14.753	54.093	69	17.061	53.805	69	19.362	53.694	33	26.688	54.405
33	15.144	54.229	33	18.078	54.369	33	20.841	54.260	33	23.639	54.191	77	1 LAP	52.706
44	20.791	54.206	44	24.245	54.889	44	27.358	54.610	77	1 LAP	52.910	44	34.795	55.148
98	25.403	55.651	77	1 LAP	52.976	77	1 LAP	52.648	44	31.003	55.038	98	42.129	55.435
77	1 LAP	52.886	98	29.919	55.951	98	33.929	55.507	98	38.050	55.514	10	44.116	1:35.210
74	30.133	56.783	74	34.949	56.251	74	39.737	56.285	74	44.830	56.486	74	50.099	56.625

MCRCB BULLETIN TK125

2008 Henderson Yamaha R1 Cup

RACE 4 - LAP CHART

Lap 11			Lap 12			Lap 13			Lap 14		
No	Behind	Laptime	No	Behind	Laptime	No	Behind	Laptime	No	Behind	Laptime
15		51.504	15		51.341	15		51.961	15		52.781
2	2.269	52.332	2	3.013	52.085	2	2.897	51.845	2	1.990	51.874
11	3.716	51.946	74	1 LAP	56.576	11	4.129	52.075	11	3.305	51.957
19	4.375	51.734	11	4.015	51.640	19	5.311	52.477	19	4.700	52.170
14	6.504	52.065	19	4.795	51.761	14	7.622	52.305	14	7.019	52.178
118	11.080	52.157	14	7.278	52.115	74	1 LAP	56.431	74	1 LAP	55.738
34	17.404	52.964	118	12.196	52.457	118	12.409	52.174	118	12.197	52.569
69	24.728	54.290	34	18.775	52.712	34	19.484	52.670	34	19.295	52.592
33	29.538	54.354	69	28.078	54.691	69	30.806	54.689	69	32.421	54.396
77	1 LAP	53.009	33	32.449	54.252	77	1 LAP	52.592	77	1 LAP	52.522
44	38.072	54.781	77	1 LAP	52.864	33	35.219	54.731	33	37.394	54.956
10	45.215	52.603	44	41.560	54.829	10	45.333	51.477	10	44.694	52.142
98	45.786	55.161	10	45.817	51.943	44	45.349	55.750	44	47.909	55.341
			98	49.003	54.558	98	51.644	54.602	98	54.204	55.341

MCRCB BULLETIN TK126

2008 Henderson Yamaha R1 Cup

RACE 4 - POSITION CHART

No	Name	Laps Pos	Laps														
			1	2	3	4	5	6	7	8	9	10	11	12	13	14	
15	WILSON	1	15	15	15	15	15	15	15	15	15	15	15	15	15	15	15
2	MASON	2	2	2	2	2	2	2	10	10	10	2	2	2	2	2	2
11	WARREN	3	11	11	10	10	10	10	2	2	2	11	11	11	11	11	11
19	COATES	4	19	10	11	11	11	11	11	11	11	19	19	19	19	19	19
10	KIRKHAM	5	10	19	19	19	19	19	19	19	19	14	14	14	14	14	14
14	KENNEDY	6	14	14	14	14	14	14	14	14	14	118	118	118	118	118	118
77	NUTT	7	77	77	118	118	118	118	118	118	118	34	34	34	34	34	34
118	STORRAR	8	118	118	34	34	34	34	34	34	34	69	69	69	69	69	69
69	SHOESMITH	9	69	34	69	69	69	69	69	69	69	33	33	33	33	33	33
34	WILSON	10	34	69	33	33	33	33	33	33	33	44	44	44	10	10	10
33	NEEVES	11	33	33	77	44	44	44	44	44	44	98	10	10	44	44	44
74	GARSDIE	12	74	44	44	98	98	98	98	98	98	10	98	98	98	98	98
98	KENTISH	13	98	98	98	74	74	74	74	74	74	74	74	74	74	74	74
44	BROWN	14	44	74	74	77	77	77	77	77	77	77	77	77	77	77	77

MCRCB BULLETIN TK127

2008 Henderson Yamaha R1 Cup

RACE 4 - SECTOR ANALYSIS

2	Gary MASON V/Tune/ Airmax/ Tamworth Yamaha												
1 -		21.110	135.3	14.504	131.6	55.279	8 -	17.031	20.249	135.8	14.477	131.8	51.757
2 -	17.250	20.535	135.8	14.373	132.1	52.158	9 -	17.061	20.265	135.3	14.406	131.8	51.732
3 -	16.943	20.543	135.8	14.404	131.6	51.890	10 -	17.000	20.240	135.6	14.429	131.8	51.669
4 -	16.983	20.438	135.8	14.334	132.1	51.755	11 -	17.174	20.552	135.6	14.606	130.8	52.332
5 -	16.886	20.403	133.9	14.402	131.8	51.691	12 -	17.153	20.480	133.9	14.452	131.8	52.085
6 -	16.910	20.243	137.5	14.438	131.1	51.591	13 -	17.113	20.317	135.8	14.415	131.3	51.845
7 -	17.175	20.324	137.0	14.386	131.8	51.885	14 -	16.978	20.454	135.8	14.442	130.8	51.874
10	Jon KIRKHAM Jon Kirkham Racing												
1 -		21.335	136.7	14.823	129.8	56.279	8 -	16.708	20.326	134.5	14.434	130.3	51.468
2 -	17.238	20.730	137.5	14.499	130.3	52.467	9 -	16.738	20.286	135.0	14.481	130.1	51.505
3 -	16.806	20.359	138.1	14.422	129.3	51.587	10 -	16.635	20.296	135.3	58.279	126.1	1:35.210
4 -	16.798	20.172	135.6	14.488	129.3	51.458	11 -	17.565	20.395	133.7	14.643	128.3	52.603
5 -	16.674	20.035	136.7	14.512	129.6	51.221	12 -	16.851	20.521	133.9	14.571	129.3	51.943
6 -	16.804	20.155	137.8	14.394	128.8	51.353	13 -	16.882	20.155	135.6	14.440	129.3	51.477
7 -	16.985	20.159	135.8	14.390	129.6	51.534	14 -	16.963	20.384	134.2	14.795	124.7	52.142
11	Sam WARREN Mission Racing												
1 -		21.312	135.6	14.618	132.9	55.711	8 -	16.978	20.348	135.3	14.501	131.1	51.827
2 -	17.351	20.814	133.4	14.502	131.6	52.667	9 -	16.781	20.495	134.5	14.578	131.3	51.854
3 -	16.987	20.486	136.4	14.664	131.3	52.137	10 -	16.870	20.365	135.8	14.589	131.3	51.824
4 -	16.991	20.336	137.2	14.413	132.1	51.740	11 -	17.043	20.380	135.6	14.523	130.3	51.946
5 -	16.971	20.316	137.0	14.459	131.6	51.746	12 -	16.895	20.306	136.1	14.439	132.6	51.640
6 -	16.817	20.303	135.8	14.521	131.1	51.641	13 -	17.160	20.405	134.5	14.510	131.8	52.075
7 -	16.795	20.566	136.1	14.732	129.6	52.093	14 -	16.938	20.457	133.2	14.562	131.3	51.957
14	Jack KENNEDY JK Racing												
1 -		21.307	138.4	14.972	131.1	56.586	8 -	16.972	20.390	136.4	14.424	130.6	51.786
2 -	17.258	21.021	132.1	14.581	131.1	52.860	9 -	16.952	20.518	133.9	14.560	130.1	52.030
3 -	17.032	20.754	137.2	14.539	130.8	52.325	10 -	16.953	20.400	136.7	14.634	130.6	51.987
4 -	17.024	20.723	137.0	14.521	129.1	52.268	11 -	16.990	20.502	135.8	14.573	129.8	52.065
5 -	16.936	20.613	136.4	14.446	130.8	51.995	12 -	17.125	20.441	135.8	14.549	130.3	52.115
6 -	17.073	20.566	136.4	14.482	131.3	52.121	13 -	17.096	20.543	137.5	14.666	127.8	52.305
7 -	16.940	20.552	136.1	14.459	130.3	51.951	14 -	17.188	20.473	136.1	14.517	129.6	52.178
15	Ben WILSON Ben-Wilson-Racing.com												
1 -		21.130	133.7	14.381	130.6	54.801	8 -	16.734	20.403	134.5	14.360	130.8	51.497
2 -	16.931	20.845	133.9	14.421	130.8	52.197	9 -	16.727	20.394	135.8	14.272	130.8	51.393
3 -	16.891	20.850	134.5	14.349	130.6	52.090	10 -	16.741	20.379	134.8	14.236	130.6	51.356
4 -	16.771	20.685	133.7	14.231	131.3	51.687	11 -	16.731	20.389	134.8	14.384	130.3	51.504
5 -	16.778	20.658	133.4	14.231	131.3	51.667	12 -	16.880	20.289	135.3	14.172	131.1	51.341
6 -	16.740	20.482	134.5	14.621	128.8	51.843	13 -	16.902	20.583	134.8	14.476	130.8	51.961
7 -	16.762	20.449	134.2	14.224	130.8	51.435	14 -	17.037	20.608	135.6	15.136	117.7	52.781
19	Adrian COATES Stoneyford Concrete												
1 -		21.191	138.9	14.844	132.1	56.045	8 -	17.072	20.367	138.1	14.439	131.6	51.878
2 -	17.355	20.683	139.5	14.746	132.1	52.784	9 -	16.873	20.409	137.8	14.518	131.1	51.800
3 -	17.057	20.705	139.2	14.445	131.1	52.207	10 -	16.796	20.366	138.4	14.562	131.6	51.724
4 -	17.012	20.565	138.7	14.634	132.1	52.211	11 -	17.002	20.160	138.9	14.572	130.6	51.734
5 -	16.943	20.238	138.7	14.372	131.6	51.553	12 -	16.900	20.277	138.7	14.584	132.4	51.761
6 -	16.932	20.475	138.1	14.587	131.3	51.994	13 -	17.356	20.575	138.7	14.546	130.6	52.477
7 -	17.014	20.328	138.1	14.573	130.3	51.915	14 -	17.198	20.427	138.7	14.545	130.1	52.170
33	Michael NEEVES Team MCN												
1 -		22.141	130.6	15.054	129.6	58.839	8 -	17.666	21.411	128.3	15.183	126.6	54.260
2 -	17.764	21.524	131.8	15.067	128.3	54.355	9 -	17.572	21.538	129.3	15.081	127.6	54.191
3 -	17.481	21.471	131.8	14.941	127.8	53.893	10 -	17.573	21.489	128.3	15.343	127.8	54.405
4 -	17.564	21.353	133.4	14.861	127.8	53.778	11 -	17.733	21.427	130.8	15.194	127.8	54.354
5 -	17.693	21.458	131.3	15.184	126.6	54.335	12 -	17.670	21.446	130.6	15.136	124.3	54.252
6 -	17.668	21.407	131.3	15.154	127.1	54.229	13 -	17.812	21.431	130.6	15.488	126.9	54.731
7 -	17.725	21.455	131.6	15.189	126.6	54.369	14 -	17.688	21.527	129.6	15.741	115.7	54.956

Knockhill
Circuit Length = 1.2713 miles
Start: 13:58 End: 14:12

Weather / Track : Cloudy / Dry

MCRCB BULLETIN TK127

2008 Henderson Yamaha R1 Cup

RACE 4 - SECTOR ANALYSIS

34	Stu WILSON	Wilhall Yamaha											
1 -		21.710	132.6	15.195	125.9	58.168	8 -	17.336	20.948	131.3	14.796	124.5	53.080
2 -	17.433	20.973	132.4	14.756	125.9	53.162	9 -	17.312	20.865	131.3	14.780	125.0	52.957
3 -	17.238	20.988	132.4	14.916	125.2	53.142	10 -	17.473	20.988	130.6	14.888	125.0	53.349
4 -	17.222	20.910	132.1	14.921	125.4	53.053	11 -	17.286	20.897	129.8	14.781	124.7	52.964
5 -	17.352	20.981	131.3	14.699	125.0	53.032	12 -	17.067	20.930	131.1	14.715	125.4	52.712
6 -	17.214	20.930	131.3	14.697	125.2	52.841	13 -	17.326	20.702	130.8	14.642	125.7	52.670
7 -	17.241	20.993	130.6	14.892	125.0	53.126	14 -	17.192	20.704	131.3	14.696	125.7	52.592
44	Marti BROWN	Ice Valley											
1 -		22.719	126.4	15.581	127.1	1:00.703	8 -	17.857	21.446	130.8	15.307	128.3	54.610
2 -	18.904	21.971	129.8	15.502	126.9	56.377	9 -	17.930	21.932	128.1	15.176	126.1	55.038
3 -	18.167	21.369	130.1	15.203	128.6	54.739	10 -	18.160	21.564	129.8	15.424	124.3	55.148
4 -	17.704	21.520	132.1	15.236	128.3	54.460	11 -	18.100	21.577	130.3	15.104	126.6	54.781
5 -	17.832	21.419	131.8	15.340	127.1	54.591	12 -	17.792	21.510	129.8	15.527	126.4	54.829
6 -	17.747	21.268	132.4	15.191	128.1	54.206	13 -	17.822	21.699	128.3	16.229	115.7	55.750
7 -	17.813	21.703	131.6	15.373	126.9	54.889	14 -	18.118	21.564	129.8	15.659	122.0	55.341
69	Paul SHOESMITH	Ice Valley											
1 -		21.796	133.7	15.446	131.1	58.165	8 -	17.545	20.963	134.5	15.297	127.8	53.805
2 -	17.775	21.001	135.8	15.071	130.6	53.847	9 -	17.713	21.043	135.0	14.938	130.1	53.694
3 -	17.332	20.808	137.0	15.149	128.8	53.289	10 -	17.747	21.071	134.8	15.118	129.8	53.936
4 -	17.464	20.788	135.8	15.213	128.1	53.465	11 -	17.842	21.166	134.8	15.282	129.6	54.290
5 -	17.465	21.106	133.9	15.209	129.1	53.780	12 -	18.076	21.347	132.9	15.268	129.6	54.691
6 -	17.446	21.035	135.8	15.353	128.8	53.834	13 -	17.997	21.201	135.3	15.491	128.1	54.689
7 -	17.610	21.147	134.5	15.336	128.8	54.093	14 -	17.869	21.210	133.9	15.317	129.3	54.396
74	Neal GARSIDE	Buckingham Group											
1 -		22.733	126.6	15.839	125.9	1:00.583	8 -	18.508	22.340	128.3	15.437	127.3	56.285
2 -	18.837	22.834	131.3	15.481	126.9	57.152	9 -	18.500	22.256	126.1	15.730	125.9	56.486
3 -	18.649	21.947	130.8	15.787	124.3	56.383	10 -	18.444	22.294	128.8	15.887	127.1	56.625
4 -	18.525	22.566	130.3	15.563	126.4	56.654	11 -	18.942	22.302	127.3	15.332	126.9	56.576
5 -	18.702	22.540	124.3	15.621	127.6	56.863	12 -	18.638	22.102	130.8	15.691	127.8	56.431
6 -	18.633	22.498	128.8	15.652	125.7	56.783	13 -	18.367	21.953	130.3	15.418	125.7	55.738
7 -	18.443	22.228	130.6	15.580	126.4	56.251							
77	Marty NUTT	Double M Racing / NuttTravel.com											
1 -		21.539	133.9	14.983	131.3	56.999	8 -	17.256	21.115	133.9	14.539	130.3	52.910
2 -	17.221	20.869	136.7	14.632	132.1	52.722	9 -	17.153	20.822	134.8	14.731	130.3	52.706
3 -	17.054	20.852	135.6	20.116	46.4	58.022	10 -	17.225	21.223	133.4	14.561	130.6	53.009
4 -	1:23.154	21.343	133.4	14.742	129.8	1:59.239	11 -	17.246	20.839	134.2	14.779	130.6	52.864
5 -	17.123	20.855	135.0	14.908	131.6	52.886	12 -	17.158	20.598	135.6	14.836	129.6	52.592
6 -	17.573	20.838	133.4	14.565	130.6	52.976	13 -	16.977	20.745	134.5	14.800	129.6	52.522
7 -	17.370	20.782	135.0	14.496	130.3	52.648							
98	Kyle KENTISH	Deadline Racing											
1 -		22.809	127.1	15.680	131.8	1:00.684	8 -	18.133	21.956	128.1	15.418	129.3	55.507
2 -	18.140	22.577	127.6	15.685	127.3	56.402	9 -	18.101	22.142	129.3	15.271	127.8	55.514
3 -	18.564	21.841	127.1	15.497	126.1	55.902	10 -	18.164	21.822	129.1	15.449	127.3	55.435
4 -	18.229	21.787	129.3	15.318	130.1	55.334	11 -	18.185	21.829	126.6	15.147	130.3	55.161
5 -	18.222	22.215	129.3	15.278	129.1	55.715	12 -	17.898	21.643	129.8	15.017	130.3	54.558
6 -	18.291	21.776	127.8	15.584	124.7	55.651	13 -	17.923	21.481	132.4	15.198	124.7	54.602
7 -	18.504	21.888	127.3	15.559	126.9	55.951	14 -	18.017	21.937	128.6	15.387	127.8	55.341
118	Jimmy STORRAR	Co Ordit Racing											
1 -		21.659	132.1	14.935	131.3	57.332	8 -	17.013	20.420	133.7	14.700	129.3	52.133
2 -	17.355	20.845	134.5	15.188	131.1	53.388	9 -	17.071	20.457	133.4	14.829	130.6	52.357
3 -	17.188	20.767	133.4	14.829	129.1	52.784	10 -	17.329	20.785	132.9	14.907	129.1	53.021
4 -	17.202	20.780	132.9	14.718	129.8	52.700	11 -	17.017	20.531	133.7	14.609	130.6	52.157
5 -	17.067	20.599	134.8	14.602	129.3	52.268	12 -	17.006	20.803	133.7	14.648	130.3	52.457
6 -	17.030	20.526	132.6	14.614	129.8	52.170	13 -	17.006	20.449	133.9	14.719	129.6	52.174
7 -	17.121	20.468	134.2	14.651	129.6	52.240	14 -	17.118	20.595	133.4	14.856	129.3	52.569

Knockhill
Circuit Length = 1.2713 miles
Start: 13:58 End: 14:12

Weather / Track : Cloudy / Dry

MCRCB BULLETIN TK128

2008 Henderson Yamaha R1 Cup RACE 4 - SPEED TRAPS

SECTOR 1				SECTOR 2			FINISH LINE		
POS	NO	NAME	MPH	NO	NAME	MPH	NO	NAME	MPH
1				19	Adrian COATES	139.5	11	Sam WARREN	132.9
2				14	Jack KENNEDY	138.4	19	Adrian COATES	132.4
3				10	Jon KIRKHAM	138.1	2	Gary MASON	132.1
4				2	Gary MASON	137.5	77	Marty NUTT	132.1
5				11	Sam WARREN	137.2	98	Kyle KENTISH	131.8
6				69	Paul SHOESMITH	137.0	14	Jack KENNEDY	131.3
7				77	Marty NUTT	136.7	15	Ben WILSON	131.3
8				15	Ben WILSON	135.8	118	Jimmy STORRAR	131.3
9				118	Jimmy STORRAR	134.8	69	Paul SHOESMITH	131.1
10				33	Michael NEEVES	133.4	10	Jon KIRKHAM	130.3
11				34	Stu WILSON	132.6	33	Michael NEEVES	129.6
12				44	Marti BROWN	132.4	44	Marti BROWN	128.6
13				98	Kyle KENTISH	132.4	74	Neal GARSIDE	127.8
14				74	Neal GARSIDE	131.3	34	Stu WILSON	125.9

MCRCB BULLETIN TK129

2008 Henderson Yamaha R1 Cup RACE 4 - BEST SECTOR TIMES

SECTOR 1			SECTOR 2			SECTOR 3			IDEAL / BEST COMPARISON						
POS	NO	NAME	TIME	NO	NAME	TIME	NO	NAME	TIME	POS	NO	NAME	IDEAL	BEST	DIFF
1	10	KIRKHAM	16.635	10	KIRKHAM	20.035	15	WILSON	14.172	1	10	KIRKHAM	51.060	51.221	0.161
2	15	WILSON	16.727	19	COATES	20.160	2	MASON	14.334	2	15	WILSON	51.188	51.341	0.153
3	11	WARREN	16.781	2	MASON	20.240	19	COATES	14.372	3	19	COATES	51.328	51.553	0.225
4	19	COATES	16.796	15	WILSON	20.289	10	KIRKHAM	14.390	4	2	MASON	51.460	51.591	0.131
5	2	MASON	16.886	11	WARREN	20.303	11	WARREN	14.413	5	11	WARREN	51.497	51.640	0.143
6	14	KENNEDY	16.936	14	KENNEDY	20.390	14	KENNEDY	14.424	6	14	KENNEDY	51.750	51.786	0.036
7	77	NUTT	16.977	118	STORRAR	20.420	77	NUTT	14.496	7	118	STORRAR	52.028	52.133	0.105
8	118	STORRAR	17.006	77	NUTT	20.598	118	STORRAR	14.602	8	77	NUTT	52.071	52.522	0.451
9	34	WILSON	17.067	34	WILSON	20.702	34	WILSON	14.642	9	34	WILSON	52.411	52.592	0.181
10	69	SHOESMITH	17.332	69	SHOESMITH	20.788	33	NEEVES	14.861	10	69	SHOESMITH	53.058	53.289	0.231
11	33	NEEVES	17.481	44	BROWN	21.268	69	SHOESMITH	14.938	11	33	NEEVES	53.695	53.778	0.083
12	44	BROWN	17.704	33	NEEVES	21.353	98	KENTISH	15.017	12	44	BROWN	54.076	54.206	0.130
13	98	KENTISH	17.898	98	KENTISH	21.481	44	BROWN	15.104	13	98	KENTISH	54.396	54.558	0.162
14	74	GARSDIE	18.367	74	GARSDIE	21.947	74	GARSDIE	15.332	14	74	GARSDIE	55.646	55.738	0.092
											Perfect Lap		50.842		

