



HENDERSON
INSURANCE BROKERS

YAMAHA R1 CUP

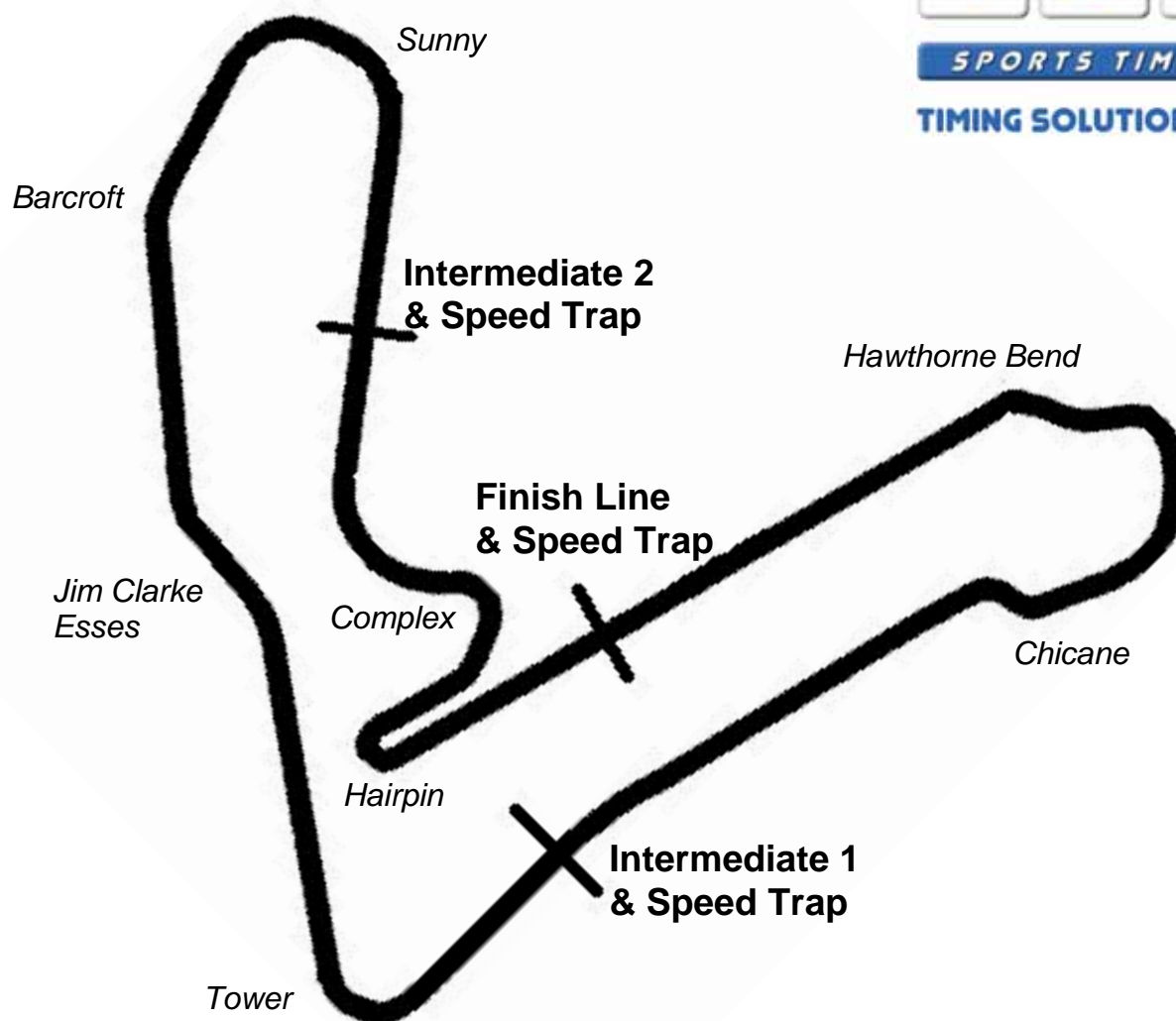
Round 10
Croft

12th - 14th September 2008



Results Provided by Timing Solutions Ltd
www.tsl-timing.com

CROFT



Circuit Length: 2.1250 miles / 3419.9 metres
 Intermediate 1: 1088 metres
 Intermediate 2: 2562 metres
 Pit In: 3280 metres
 Pit Out: 126 metres after Finish Line

Lap Records		Best Sector Information					
		Sector 1	S1 Trap (mph)	Sector 2	S2 Trap (mph)	Sector 3	F/L Trap (mph)
Superbike	1:19.695	23.608	159.7	33.080	131.5	22.075	141.3
Supersport	1:22.689	24.512	147.8	34.187	124.0	22.735	129.0
Superstock	1:24.778	24.880	152.2	34.859	125.2	23.145	134.7
125GP	1:26.613	26.524	122.0	35.874	107.8	24.038	106.5
Yamaha R1	To Be Est	N/A	N/A	N/A	N/A	N/A	N/A
Superstock 600	To Be Est	N/A	N/A	N/A	N/A	N/A	N/A

MCRCB BULLETIN TK023

2008 Henderson Yamaha R1 Cup FREE PRACTICE - CLASSIFICATION

POS	NO	CL	NAME	ENTRY	TIME	ON	LAPS	GAP	DIFF	MPH
1	10		Jon KIRKHAM	Yamaha - Jon Kirkham Racing	1:25.657	5	13			89.31
2	14		Alastair SEELEY	Yamaha -	1:25.738	12	12	0.081	0.081	89.22
3	2		Gary MASON	Yamaha - VTune/ Airmax/ Tamworth Yamaha	1:25.746	14	14	0.089	0.008	89.21
4	118		Victor COX	Yamaha -	1:26.056	13	13	0.399	0.310	88.89
5	15		Ben WILSON	Yamaha - Ben-Wilson-Racing.com	1:26.071	10	11	0.414	0.015	88.88
6	19		Adrian COATES	Yamaha - Stoneyford Concrete	1:26.703	13	14	1.046	0.632	88.23
7	11		Sam WARREN	Yamaha - Mission Racing	1:28.199	12	13	2.542	1.496	86.73
8	34		Craig BEGGS	Yamaha -	1:28.680	7	7	3.023	0.481	86.26
9	98		Rob GUIVER	Yamaha -	1:28.958	14	14	3.301	0.278	85.99
10	77		Stephen THOMPSON	Yamaha -	1:30.420	10	12	4.763	1.462	84.60
11	5		Robert KENNEDY	Yamaha - PMD Racing	1:30.933	11	11	5.276	0.513	84.12
12	33		Michael NEEVES	Yamaha - Team MCN	1:32.915	7	10	7.258	1.982	82.33
13	44		Steve PARKIN	Yamaha - 69 Racing	1:33.630	13	13	7.973	0.715	81.70
14	99		Sandor BITTER	Yamaha -	1:33.682	7	12	8.025	0.052	81.66
15	74		Neal GARSIDE	Yamaha - Buckingham Group	1:34.142	13	13	8.485	0.460	81.26
16	71		Phillip CROWE	Yamaha -	1:36.893	6	7	11.236	2.751	78.95

Weather / Track : Cloudy / Dry

These results are provisional until the conclusion of any judicial and technical matters.

Croft
Circuit Length = 2.1250 miles
Start: 12:17 End: 12:39

Race Director :

Stewards :

Timekeeper :

MCRCB BULLETIN TK024

**2008 Henderson Yamaha R1 Cup
FREE PRACTICE - SECTOR ANALYSIS**

2	Gary MASON										VTune/ Airmax/ Tamworth Yamaha				
1 -	Out	124.7	40.325	110.0	26.956	128.6	1:36.583	8 -	27.918	142.2	36.124	119.2	24.267	129.1	1:28.309
2 -	27.558	137.8	38.341	115.7	25.314	129.6	1:31.213	9 -	26.181	142.2	36.535	119.2	23.992	128.8	1:26.708
3 -	26.993	141.0	37.085	118.8	24.787	130.3	1:28.865	10 -	26.185	141.0	36.116	118.1	24.051	130.1	1:26.352
4 -	26.475	141.0	36.448	118.4	24.108	129.8	1:27.031	11 -	26.191	141.6	36.037	120.1	24.709	129.8	1:26.937
5 -	26.223	142.8	35.901	119.8	23.936	130.1	1:26.060	12 -	26.212	141.9	35.912	119.6	24.186	129.8	1:26.310
6 -	26.304	141.0	35.799	117.7	23.896	129.8	1:25.999	13 -	26.185	140.7	35.904	120.1	23.960	130.3	1:26.049
7 -	26.214	141.9	35.779	122.0	24.569	128.3	1:26.562	14 -	26.218	140.7	35.667	120.3	23.861	130.1	1:25.746
5	Robert KENNEDY										PMD Racing				
1 -	Out	116.5	49.530	98.1	28.589	123.8	1:53.217	7 -	27.917	133.2	41.598	89.8	In		1:35.990 P
2 -	31.053	124.5	43.643	106.5	27.112	125.2	1:41.808	8 -	Out	136.1	40.623	99.9	26.223	125.7	2:34.131
3 -	29.556	129.8	42.896	84.1	In		1:40.502 P	9 -	28.153	134.8	40.413	112.8	26.097	127.3	1:34.663
4 -	Out	130.6	40.591	108.9	26.539	122.9	3:22.251	10 -	27.909	135.3	39.083	114.1	25.917	127.6	1:32.909
5 -	28.426	135.6	39.162	112.0	26.282	125.7	1:33.870	11 -	27.035	138.9	38.270	114.5	25.628	125.7	1:30.933
6 -	28.718	134.8	39.018	113.4	25.681	125.9	1:33.417								
10	Jon KIRKHAM										Jon Kirkham Racing				
1 -	27.585	137.2	38.548	115.5	25.818	126.1	1:31.951	8 -	26.954	139.2	35.798	117.1	23.927	128.6	1:26.679
2 -	26.646	140.4	37.116	116.9	24.863	127.3	1:28.625	9 -	25.929	141.6	35.794	118.1	24.351	127.8	1:26.074
3 -	26.290	141.3	36.295	117.3	24.587	127.1	1:27.172	10 -	27.649	141.6	35.856	117.7	24.071	126.1	1:27.576
4 -	26.350	141.6	35.846	118.6	24.206	128.1	1:26.402	11 -	26.073	142.2	36.017	118.6	25.110	127.3	1:27.200
5 -	26.017	141.6	35.481	117.9	24.159	128.6	1:25.657	12 -	25.990	143.7	36.343	118.4	24.086	127.3	1:26.419
6 -	26.903	141.6	35.873	116.3	25.090	127.8	1:27.866	13 -	32.585	126.6	37.694	116.5	In		1:34.552 P
7 -	27.017	140.4	35.786	117.9	24.138	127.6	1:26.941								
11	Sam WARREN										Mission Racing				
1 -	Out	122.2	1:00.493	104.2	27.602	127.6	2:04.831	8 -	28.633	141.9	38.112	116.1	24.618	129.3	1:31.363
2 -	28.786	141.3	40.000	114.5	25.263	128.8	1:34.049	9 -	26.686	141.0	39.345	116.5	25.383	129.3	1:31.414
3 -	28.012	140.7	39.313	112.0	26.003	126.6	1:33.328	10 -	26.758	142.2	37.746	116.9	24.676	129.6	1:29.180
4 -	27.030	141.9	38.806	116.9	25.125	129.3	1:30.961	11 -	26.653	142.2	38.704	116.1	25.083	130.1	1:30.440
5 -	27.202	142.2	38.035	118.1	24.630	129.1	1:29.867	12 -	26.769	143.7	37.186	118.6	24.244	130.1	1:28.199
6 -	27.218	141.0	38.085	116.1	24.715	128.8	1:30.018	13 -	26.831	142.5	37.207	117.3	24.433	128.3	1:28.471
7 -	26.696	142.5	37.714	118.4	24.400	129.6	1:28.810								
14	Alastair SEELEY														
1 -	Out	121.6	42.722	108.8	27.135	128.1	1:41.355	7 -	26.602	141.9	36.839	115.3	24.099	131.3	1:27.540
2 -	28.514	129.1	40.528	114.9	26.118	130.6	1:35.160	8 -	26.294	142.8	36.293	115.3	24.103	127.1	1:26.690
3 -	27.475	135.3	38.338	115.5	24.934	130.8	1:30.747	9 -	26.374	141.3	41.759	92.3	In		1:33.596 P
4 -	27.101	138.4	37.723	115.5	24.638	130.8	1:29.462	10 -	Out	137.5	38.757	117.7	24.648	131.8	3:46.144
5 -	26.427	141.6	37.317	115.5	24.463	132.1	1:28.207	11 -	26.332	143.1	36.356	119.8	23.735	131.8	1:26.423
6 -	26.423	143.4	37.105	115.3	24.934	125.2	1:28.462	12 -	26.057	144.0	35.996	118.6	23.685	132.1	1:25.738
15	Ben WILSON										Ben-Wilson-Racing.com				
1 -	Out	101.1	48.058	112.4	27.279	127.1	1:54.463	7 -	26.175	142.8	36.119	119.4	24.059	128.3	1:26.353
2 -	27.474	140.7	37.616	118.8	25.164	125.4	1:30.254	8 -	26.012	142.5	36.072	120.3	24.829	124.0	1:26.913
3 -	26.765	142.8	36.497	119.0	24.536	128.6	1:27.798	9 -	26.086	143.4	36.598	117.5	24.034	129.1	1:26.718
4 -	26.710	141.3	36.515	119.0	24.717	127.1	1:27.942	10 -	26.069	142.2	36.064	118.8	23.938	128.1	1:26.071
5 -	26.732	144.0	36.456	120.1	24.610	128.8	1:27.798	11 -	25.934	143.4	In		In		1:47.652 P
6 -	26.295	143.7	36.101	119.6	24.374	126.4	1:26.770								
19	Adrian COATES										Stoneyford Concrete				
1 -	Out	119.6	41.295	112.2	27.595	123.1	1:39.233	8 -	26.155	145.9	36.341	117.7	24.685	129.3	1:27.181
2 -	27.638	133.9	40.200	115.7	25.950	130.1	1:33.788	9 -	27.673	134.5	44.412	109.8	25.878	128.1	1:37.963
3 -	26.993	142.2	37.494	118.4	25.600	128.8	1:30.087	10 -	26.378	143.7	37.051	116.5	24.842	129.3	1:28.271
4 -	26.663	144.9	37.258	117.9	25.381	129.3	1:29.302	11 -	26.367	144.6	37.119	114.7	24.612	127.3	1:28.098
5 -	26.353	144.6	36.076	117.9	24.555	129.8	1:26.984	12 -	26.287	144.3	37.004	117.3	24.355	128.1	1:27.646
6 -	26.341	144.6	36.019	120.7	24.381	130.1	1:26.741	13 -	26.132	144.9	36.171	119.0	24.400	129.6	1:26.703
7 -	26.078	144.0	36.408	118.1	24.416	129.1	1:26.902	14 -	26.002	139.5	37.389	114.1	26.396	122.7	1:29.787
33	Michael NEEVES										Team MCN				
1 -	Out	119.8	41.998	106.9	27.723	121.8	1:41.018	6 -	28.207	129.3	39.808	109.5	26.123	125.2	1:34.138
2 -	29.626	122.9	40.695	108.6	27.051	122.7	1:37.372	7 -	27.976	131.3	39.041	112.0	25.898	125.9	1:32.915

Croft
Circuit Length = 2.1250 miles
Start: 12:17 End: 12:39

Weather / Track : Cloudy / Dry

MCRCB BULLETIN TK024

2008 Henderson Yamaha R1 Cup

FREE PRACTICE - SECTOR ANALYSIS

3 -	28.838	122.9	39.943	109.7	26.439	123.4	1:35.220	8 -	28.201	129.8	39.206	109.3	26.030	124.3	1:33.437
4 -	28.612	123.6	39.822	111.7	26.530	122.2	1:34.964	9 -	28.069	129.3	45.599	91.9	In		1:44.544 P
5 -	28.108	131.1	39.112	109.5	26.115	<i>125.9</i>	1:33.335	10 -	Out	123.4	45.435	91.1	In		3:08.862 P
34	Craig BEGGS														
1 -	Out	129.1	<i>41.890</i>	<i>108.2</i>	<i>26.947</i>		1:40.028	5 -							1:30.122
2 -							3:06.176	6 -							1:29.478
3 -							1:30.734	7 -							1:28.680
4 -							1:29.376								
44	Steve PARKIN														
69 Racing															
1 -	Out	126.6	43.009	105.2	27.365	122.9	1:41.343	8 -	28.666	134.2	40.211	110.0	26.914	122.9	1:35.791
2 -	29.007	131.3	40.171	108.2	26.513	123.1	1:35.691	9 -	28.965	127.6	41.394	109.1	27.404	110.2	1:37.763
3 -	28.940	130.8	39.961	108.9	27.425	116.3	1:36.326	10 -	30.625	132.4	40.519	106.7	26.913	122.2	1:38.057
4 -	28.987	133.4	40.545	107.5	27.307	115.9	1:36.839	11 -	29.118	130.3	40.427	108.6	26.703	123.6	1:36.248
5 -	28.832	<i>136.7</i>	40.127	106.7	27.160	120.7	1:36.119	12 -	29.250	134.5	<i>39.472</i>	<i>110.7</i>	<i>25.934</i>	<i>124.0</i>	1:34.656
6 -	28.997	134.5	40.405	<i>110.7</i>	27.169	114.9	1:36.571	13 -	<i>28.084</i>	135.6	39.545	110.0	26.001	121.4	1:33.630
7 -	28.500	132.1	39.952	110.2	26.733	122.5	1:35.185								
71	Phillip CROWE														
1 -	Out	96.7	49.410	96.8	29.452	117.7	1:52.816	5 -	30.318	125.7	41.030	105.2	<i>27.106</i>	118.4	1:38.454
2 -	32.347	113.6	43.706	105.4	27.750	118.1	1:43.803	6 -	29.245	128.6	<i>40.475</i>	107.4	27.173	118.4	1:36.893
3 -	30.246	123.8	42.237	104.0	27.179	<i>119.8</i>	1:39.662	7 -	29.159	<i>130.3</i>	41.466	108.4	27.499	116.7	1:38.124
4 -	29.409	127.6	41.859	<i>109.1</i>	27.117	116.7	1:38.385								
74	Neal GARSIDE														
Buckingham Group															
1 -	Out	131.8	46.128	103.7	28.255	125.2	1:46.504	8 -	29.272	131.3	39.930	<i>112.8</i>	26.548	<i>126.4</i>	1:35.750
2 -	29.571	130.8	41.665	110.6	27.053	125.0	1:38.289	9 -	28.843	125.9	41.118	111.3	26.525	125.4	1:36.486
3 -	29.435	129.6	40.035	109.8	27.241	124.7	1:36.711	10 -	<i>28.258</i>	135.0	39.815	110.7	26.536	<i>126.4</i>	1:34.609
4 -	29.170	134.8	40.508	105.4	27.324	124.3	1:37.002	11 -	28.432	<i>137.5</i>	39.776	109.7	26.463	125.0	1:34.671
5 -	28.785	137.2	40.666	110.6	27.563	120.5	1:37.014	12 -	28.302	136.1	39.648	109.3	26.544	124.7	1:34.494
6 -	28.819	133.7	40.710	109.8	27.387	123.8	1:36.916	13 -	28.445	136.1	<i>39.437</i>	112.0	<i>26.260</i>	125.9	1:34.142
7 -	28.864	133.7	40.166	109.7	27.190	123.8	1:36.220								
77	Stephen THOMPSON														
1 -	Out	108.1	50.586	100.3	29.728	123.8	1:56.048	7 -	27.617	135.3	40.073	109.5	In		1:36.678 P
2 -	31.148	118.8	42.879	105.8	28.240	119.2	1:42.267	8 -	Out	121.4	42.385	98.1	26.746	127.3	2:40.306
3 -	29.742	120.5	40.838	109.3	27.318	122.0	1:37.898	9 -	27.292	139.5	<i>37.568</i>	115.7	25.754	<i>128.8</i>	1:30.614
4 -	28.409	128.3	40.175	112.4	26.457	125.2	1:35.041	10 -	27.007	137.8	37.917	<i>115.9</i>	<i>25.496</i>	126.6	1:30.420
5 -	28.026	137.2	39.062	113.4	26.158	126.4	1:33.246	11 -	27.221	138.7	38.089	114.1	25.518	127.8	1:30.828
6 -	27.747	138.1	38.134	114.9	26.010	127.3	1:31.891	12 -	<i>26.743</i>	<i>140.4</i>	39.128	111.1	25.986	126.6	1:31.857
98	Rob GUIVER														
1 -	Out	118.1	41.410	106.7	27.082	126.4	1:46.178	8 -	26.645	144.6	37.350	117.1	25.473	125.2	1:29.468
2 -	27.499	135.6	39.976	113.6	25.912	128.3	1:33.387	9 -	27.225	<i>145.3</i>	38.683	113.6	25.328	<i>129.3</i>	1:31.236
3 -	27.208	140.7	38.224	116.3	25.262	128.6	1:30.694	10 -	26.629	144.0	37.867	116.5	25.731	126.6	1:30.227
4 -	<i>26.485</i>	144.6	37.627	117.5	26.431	129.1	1:30.543	11 -	26.831	143.7	37.492	114.3	25.550	116.1	1:29.873
5 -	26.807	144.0	37.721	116.1	25.881	125.0	1:30.409	12 -	27.125	142.8	37.621	<i>117.7</i>	25.116	127.6	1:29.862
6 -	27.708	142.5	37.514	116.5	25.370	127.6	1:30.592	13 -	26.694	144.0	<i>37.283</i>	117.3	25.185	128.3	1:29.162
7 -	26.735	144.0	37.453	116.5	25.136	128.3	1:29.324	14 -	26.549	144.3	37.296	115.1	<i>25.113</i>	128.1	1:28.958
99	Sandor BITTER														
1 -	Out	107.9	52.681	104.4	28.851	122.0	1:52.914	7 -	28.442	126.4	<i>39.100</i>	109.7	26.140	<i>124.0</i>	1:33.682
2 -	29.449	121.6	40.938	110.0	26.676	123.1	1:37.063	8 -	<i>28.116</i>	<i>135.3</i>	39.669	110.4	26.080	123.6	1:33.865
3 -	28.467	128.6	41.798	107.4	27.386	123.8	1:37.651	9 -	28.450	127.1	41.796	105.5	In		1:40.871 P
4 -	28.719	123.8	41.334	109.7	27.465	114.5	1:37.518	10 -	Out	116.3	53.601	64.4	36.410	123.8	2:29.594
5 -	29.298	126.1	41.041	110.0	27.222	123.1	1:37.561	11 -	28.814	132.9	39.496	<i>112.4</i>	<i>25.964</i>	<i>124.0</i>	1:34.274
6 -	28.661	127.6	40.080	112.0	26.403	123.1	1:35.144	12 -	28.175	134.5	39.284	112.0	27.103	123.1	1:34.562
118	Victor COX														
1 -	Out	118.6	47.524	92.9	29.734	124.5	1:50.133	8 -	26.427	141.3	36.159	115.9	24.551	126.6	1:27.137
2 -	28.637	136.1	38.240	116.9	25.595	127.3	1:32.472	9 -	26.190	140.4	36.979	115.9	24.560	<i>128.6</i>	1:27.729
3 -	26.970	140.1	37.698	115.3	24.956	127.1	1:29.624	10 -	26.320	141.0	36.037	<i>118.6</i>	24.240	127.3	1:26.597
4 -	26.439	139.8	36.172	116.9	24.555	127.8	1:27.166	11 -	26.394	140.7	38.694	110.7	In		1:31.055 P

Croft
Circuit Length = 2.1250 miles
Start: 12:17 End: 12:39

Weather / Track : Cloudy / Dry

MCRCB BULLETIN TK024

2008 Henderson Yamaha R1 Cup

FREE PRACTICE - SECTOR ANALYSIS

5 -	26.518	141.6	37.272	115.7	24.520	127.6	1:28.310	12 -	Out	124.7	36.817	117.3	24.503	127.3	2:06.573
6 -	26.424	<i>142.2</i>	36.855	116.5	24.621	127.1	1:27.900	13 -	<i>26.100</i>	141.3	<i>35.800</i>	117.1	<i>24.156</i>	128.1	1:26.056
7 -	26.369	140.1	36.083	116.7	24.591	125.2	1:27.043								

MCRCB BULLETIN TK025

2008 Henderson Yamaha R1 Cup FREE PRACTICE - SPEED TRAPS

SECTOR 1				SECTOR 2			FINISH LINE			
POS	NO	NAME	MPH	NO	NAME	MPH	NO	NAME	MPH	
1	19	Adrian COATES	145.9	2	Gary MASON	122.0	14	Alastair SEELEY	132.1	
2	98	Rob GUIVER	145.3	19	Adrian COATES	120.7	2	Gary MASON	130.3	
3	14	Alastair SEELEY	144.0	15	Ben WILSON	120.3	11	Sam WARREN	130.1	
4	15	Ben WILSON	144.0	14	Alastair SEELEY	119.8	19	Adrian COATES	130.1	
5	10	Jon KIRKHAM	143.7	10	Jon KIRKHAM	118.6	98	Rob GUIVER	129.3	
6	11	Sam WARREN	143.7	11	Sam WARREN	118.6	15	Ben WILSON	129.1	
7	2	Gary MASON	142.8	118	Victor COX	118.6	77	Stephen THOMPSON	128.8	
8	118	Victor COX	142.2	98	Rob GUIVER	117.7	10	Jon KIRKHAM	128.6	
9	77	Stephen THOMPSON	140.4	77	Stephen THOMPSON	115.9	118	Victor COX	128.6	
10	5	Robert KENNEDY	138.9	5	Robert KENNEDY	114.5	5	Robert KENNEDY	127.6	
11	74	Neal GARSIDE	137.5	74	Neal GARSIDE	112.8	74	Neal GARSIDE	126.4	
12	44	Steve PARKIN	136.7	99	Sandor BITTER	112.4	33	Michael NEEVES	125.9	
13	99	Sandor BITTER	135.3	33	Michael NEEVES	112.0	44	Steve PARKIN	124.0	
14	33	Michael NEEVES	131.3	44	Steve PARKIN	110.7	99	Sandor BITTER	124.0	
15	71	Phillip CROWE	130.3	71	Phillip CROWE	109.1	71	Phillip CROWE	119.8	
16	34	Craig BEGGS	129.1	34	Craig BEGGS	108.2				

Weather / Track : Cloudy / Dry

www.tsl-timing.com

Croft
Circuit Length = 2.1250 miles
Start: 12:17 End: 12:39

Printed - 12.41 Saturday, 13 September 2008

MCRCB BULLETIN TK026

2008 Henderson Yamaha R1 Cup FREE PRACTICE - BEST SECTOR TIMES

SECTOR 1			SECTOR 2			SECTOR 3			IDEAL / BEST COMPARISON						
POS	NO	NAME	TIME	NO	NAME	TIME	NO	NAME	TIME	POS	NO	NAME	IDEAL	BEST	DIFF
1	10	KIRKHAM	25.929	10	KIRKHAM	35.481	14	SEELEY	23.685	1	10	KIRKHAM	1:25.337	1:25.657	0.320
2	15	WILSON	25.934	2	MASON	35.667	2	MASON	23.861	2	2	MASON	1:25.709	1:25.746	0.037
3	19	COATES	26.002	118	COX	35.800	10	KIRKHAM	23.927	3	14	SEELEY	1:25.738	1:25.738	0.000
4	14	SEELEY	26.057	14	SEELEY	35.996	15	WILSON	23.938	4	15	WILSON	1:25.936	1:26.071	0.135
5	118	COX	26.100	19	COATES	36.019	118	COX	24.156	5	118	COX	1:26.056	1:26.056	0.000
6	2	MASON	26.181	15	WILSON	36.064	11	WARREN	24.244	6	19	COATES	1:26.376	1:26.703	0.327
7	98	GUIVER	26.485	11	WARREN	37.186	19	COATES	24.355	7	11	WARREN	1:28.083	1:28.199	0.116
8	11	WARREN	26.653	98	GUIVER	37.283	98	GUIVER	25.113	8	98	GUIVER	1:28.881	1:28.958	0.077
9	77	THOMPSON	26.743	77	THOMPSON	37.568	77	THOMPSON	25.496	9	77	THOMPSON	1:29.807	1:30.420	0.613
10	5	KENNEDY	27.035	5	KENNEDY	38.270	5	KENNEDY	25.628	10	5	KENNEDY	1:30.933	1:30.933	0.000
11	33	NEEVES	27.976	33	NEEVES	39.041	33	NEEVES	25.898	11	33	NEEVES	1:32.915	1:32.915	0.000
12	44	PARKIN	28.084	99	BITTER	39.100	44	PARKIN	25.934	12	99	BITTER	1:33.180	1:33.682	0.502
13	99	BITTER	28.116	74	GARSDIE	39.437	99	BITTER	25.964	13	44	PARKIN	1:33.490	1:33.630	0.140
14	74	GARSDIE	28.258	44	PARKIN	39.472	74	GARSDIE	26.260	14	74	GARSDIE	1:33.955	1:34.142	0.187
15	71	CROWE	29.100	71	CROWE	40.475	34	BEGGS	26.947	15	71	CROWE	1:36.681	1:36.893	0.212
16	34	BEGGS		34	BEGGS	41.890	71	CROWE	27.106	16	34	BEGGS		1:28.680	0.000
											Perfect Lap		1:25.095		

Weather / Track : Cloudy / Dry

www.tsl-timing.com

Croft
Circuit Length = 2.1250 miles
Start: 12:17 End: 12:39

Printed - 12.41 Saturday, 13 September 2008

MCRCB BULLETIN TK070

2008 Henderson Yamaha R1 Cup QUALIFYING - CLASSIFICATION

POS	NO	CL	NAME	ENTRY	TIME	ON	LAPS	GAP	DIFF	MPH
1	10		Jon KIRKHAM	Yamaha - Jon Kirkham Racing	1:22.485	2	7			92.74
2	15		Ben WILSON	Yamaha - Ben-Wilson-Racing.com	1:23.795	8	15	1.310	1.310	91.29
3	19		Adrian COATES	Yamaha - Stoneyford Concrete	1:24.326	2	14	1.841	0.531	90.72
4	2		Gary MASON	Yamaha - VTune/ Airmax/ Tamworth Yamaha	1:24.400	6	13	1.915	0.074	90.64
5	14		Alastair SEELEY	Yamaha -	1:24.413	12	14	1.928	0.013	90.62
6	118		Victor COX	Yamaha -	1:24.925	6	14	2.440	0.512	90.08
7	11		Sam WARREN	Yamaha - Mission Racing	1:25.142	13	15	2.657	0.217	89.85
8	98		Rob GUIVER	Yamaha -	1:25.808	13	16	3.323	0.666	89.15
9	34		Craig BEGGS	Yamaha -	1:25.959	10	13	3.474	0.151	88.99
10	77		Stephen THOMPSON	Yamaha -	1:26.665	10	12	4.180	0.706	88.27
11	69		Paul SHOESMITH	Yamaha - Ice Valley	1:26.934	7	14	4.449	0.269	87.99
12	5		Robert KENNEDY	Yamaha - PMD Racing	1:28.237	3	9	5.752	1.303	86.69
13	99		Sandor BITTER	Yamaha -	1:28.717	13	15	6.232	0.480	86.23
14	44		Steve PARKIN	Yamaha - 69 Racing	1:29.208	12	15	6.723	0.491	85.75
15	33		Michael NEEVES	Yamaha - Team MCN	1:29.500	14	15	7.015	0.292	85.47

QUALIFICATION MAXIMA (110% of 1:22.485) = 1:30.733

DNQ	74		Neal GARSIDE	Yamaha - Buckingham Group	1:30.753	13	16	8.268	1.253	84.29
DNQ	71		Phillip CROWE	Yamaha -	1:32.432	10	12	9.947	1.679	82.76

Weather / Track : Cloudy / Dry

These results are provisional until the conclusion of any judicial and technical matters.

Croft
Circuit Length = 2.1250 miles
Start: 17:35 End: 18:02

Race Director :

Stewards :

Timekeeper :

MCRCB BULLETIN TK071

2008 Henderson Yamaha R1 Cup

QUALIFYING - SECTOR ANALYSIS

2	Gary MASON VTune/ Airmax/ Tamworth Yamaha															
1 -	25.733	146.5	35.296	119.6	23.716	130.1	1:24.745	8 -	25.796	144.9	38.879	113.4	In	1:30.181	P	
2 -	25.542	146.8	35.232	122.5	23.697	130.1	1:24.471	9 -	Out	141.9	36.799	119.2	24.647	130.3	7:12.069	
3 -	25.719	145.9	35.423	122.5	23.592	130.1	1:24.734	10 -	25.800	144.9	35.695	122.0	24.206	129.6	1:25.701	
4 -	28.701	129.3	36.436	122.5	23.996	130.3	1:29.133	11 -	25.598	144.0	35.406	121.1	23.679	130.8	1:24.683	
5 -	25.655	144.6	35.371	121.8	23.624	128.1	1:24.650	12 -	25.600	145.6	35.341	118.4	23.598	130.1	1:24.539	
6 -	25.524	146.2	35.195	122.5	23.681	130.3	1:24.400	13 -	25.588	144.9	35.360	121.1	23.540	131.1	1:24.488	
7 -	25.505	145.3	35.290	121.6	23.672	130.6	1:24.467									
5	Robert KENNEDY PMD Racing															
1 -	Out	125.4	41.319	114.1	26.028	129.3	1:39.910	6 -	26.714	138.9	37.374	116.5	24.387	128.1	1:28.475	
2 -	27.341	139.5	37.419	118.8	25.585	128.8	1:30.345	7 -	26.838	135.3	37.206	114.3	24.601	127.1	1:28.645	
3 -	26.931	139.8	36.822	118.1	24.484	129.8	1:28.237	8 -	28.611	104.5	45.357	87.4	In		1:40.500	P
4 -	26.981	138.9	39.361	89.0	In		1:34.062	P	9 -	Out	126.9	38.164	116.1	24.802	130.1	3:13.206
5 -	Out	129.1	39.258	114.5	24.908	128.1	4:10.457									
10	Jon KIRKHAM Jon Kirkham Racing															
1 -	25.292	144.6	34.422	120.9	23.203	128.8	1:22.917	5 -	25.191	144.0	34.934	120.3	23.593	129.1	1:23.718	
2 -	25.058	144.9	34.290	121.4	23.137	129.3	1:22.485	6 -	25.185	144.6	34.626	120.1	23.080	128.6	1:22.891	
3 -	25.454	143.4	35.824	111.7	24.289	128.1	1:25.567	7 -	28.288	122.5	39.502	95.2	In		1:35.117	P
4 -	25.110	145.3	34.327	120.7	23.062	128.8	1:22.499									
11	Sam WARREN Mission Racing															
1 -	26.477	145.3	36.283	119.4	24.061	130.1	1:26.821	9 -	25.818	141.3	35.868	118.8	23.672	131.3	1:25.358	
2 -	26.415	141.3	36.513	120.1	24.192	128.6	1:27.120	10 -	25.840	145.3	35.909	117.3	25.842	129.8	1:27.591	
3 -	26.170	145.3	36.372	119.4	24.202	129.8	1:26.744	11 -	25.612	145.9	35.823	117.7	23.818	130.6	1:25.253	
4 -	25.961	145.6	36.108	120.1	23.970	129.8	1:26.039	12 -	36.068	100.8	36.372	119.6	23.741	129.1	1:36.181	
5 -	30.887	143.7	35.817	119.6	23.495	130.6	1:30.199	13 -	25.685	146.5	35.392	120.7	24.065	128.1	1:25.142	
6 -	32.287	90.7	51.254	55.8	In		2:02.915	P	14 -	26.140	144.6	35.966	119.2	23.769	130.3	1:25.875
7 -	Out	137.5	37.245	119.8	24.313	129.6	2:38.703		15 -	25.847	145.6	42.677	114.1	27.188	88.0	1:35.712
8 -	25.953	144.3	36.325	115.7	23.975	129.8	1:26.253									
14	Alastair SEELEY															
1 -	26.362	138.4	37.424	115.7	24.729	126.6	1:28.515	8 -	26.597	144.3	36.381	119.2	In		1:26.523	P
2 -	25.912	144.3	35.809	120.7	23.628	130.1	1:25.349	9 -	Out	79.5	44.272	87.4	30.756	131.6	3:30.878	
3 -	25.623	143.7	36.037	120.7	23.532	131.6	1:25.192	10 -	26.791	145.9	35.659	121.6	23.617	129.8	1:26.067	
4 -	25.696	144.3	35.641	120.1	23.301	131.3	1:24.638	11 -	25.836	144.3	35.392	120.3	23.188	131.6	1:24.416	
5 -	25.595	145.9	35.681	120.3	23.222	131.6	1:24.498	12 -	25.497	143.1	35.556	119.6	23.360	131.6	1:24.413	
6 -	31.997	81.7	57.026	51.5	39.362	78.8	2:08.385	13 -	25.452	144.0	36.599	120.5	23.845	132.1	1:25.896	
7 -	34.395	72.7	48.446	47.3	41.842	113.6	2:04.683	14 -	25.699	148.1	35.538	120.9	23.590	129.6	1:24.827	
15	Ben WILSON Ben-Wilson-Racing.com															
1 -	25.754	144.9	35.245	120.5	23.343	130.1	1:24.342	9 -	25.543	144.9	35.305	121.1	23.407	129.3	1:24.255	
2 -	25.250	147.5	35.000	122.7	23.606	130.1	1:23.856	10 -	25.187	145.9	35.225	120.7	23.590	130.6	1:24.002	
3 -	25.809	145.3	35.204	121.1	23.536	129.8	1:24.549	11 -	32.015	94.3	38.953	119.0	23.965	130.3	1:34.933	
4 -	27.529	132.6	37.347	110.0	In		1:29.825	P	12 -	25.636	144.3	35.548	119.8	23.466	129.6	1:24.650
5 -	Out	134.2	37.641	119.6	23.856	128.6	2:58.245		13 -	27.566	130.1	41.388	113.9	24.566	129.6	1:33.520
6 -	25.231	144.6	35.104	120.3	23.597	130.3	1:23.932	14 -	25.429	144.9	35.685	120.5	23.454	130.3	1:24.568	
7 -	26.031	143.4	35.281	121.6	23.586	130.1	1:24.898	15 -	31.159	76.7	51.561	96.8	In		1:52.424	P
8 -	25.256	144.3	35.206	119.8	23.333	129.6	1:23.795									
19	Adrian COATES Stoneyford Concrete															
1 -	25.652	147.5	35.246	119.0	23.741	129.8	1:24.639	8 -	25.899	145.3	35.541	119.2	23.581	130.3	1:25.021	
2 -	25.535	147.2	35.174	120.5	23.617	130.1	1:24.326	9 -	25.585	145.9	35.367	119.0	23.531	130.6	1:24.483	
3 -	26.105	140.4	36.183	119.6	23.708	130.8	1:25.996	10 -	25.642	143.7	35.634	120.1	23.691	130.6	1:24.967	
4 -	25.585	145.3	36.021	114.9	23.915	129.8	1:25.521	11 -	25.782	147.8	36.226	119.0	23.829	129.6	1:25.837	
5 -	25.514	146.5	35.295	120.1	23.543	130.1	1:24.352	12 -	25.565	146.8	35.626	118.1	25.453	116.9	1:26.644	
6 -	25.509	144.6	36.605	98.8	In		1:28.400	P	13 -	28.228	117.7	41.855	104.9	In	1:36.752	P
7 -	Out	141.0	37.864	114.5	24.318	129.8	4:19.771		14 -	Out	84.5	42.406	100.2	26.734	113.7	3:09.547
33	Michael NEEVES Team MCN															
1 -	27.749	125.4	39.099	114.5	25.176	127.3	1:32.024	9 -	26.949	136.4	37.531	113.2	25.120	127.8	1:29.600	
2 -	27.557	126.1	38.288	115.1	25.039	123.4	1:30.884	10 -	26.588	137.5	38.587	112.8	25.291	124.5	1:30.466	

Croft
Circuit Length = 2.1250 miles
Start: 17:35 End: 18:02

Weather / Track : Cloudy / Dry

MCRCB BULLETIN TK071

2008 Henderson Yamaha R1 Cup

QUALIFYING - SECTOR ANALYSIS

3 -	27.632	129.1	37.705	<i>116.3</i>	<i>24.675</i>	126.9	1:30.012	11 -	26.895	135.0	37.915	114.7	24.965	125.7	1:29.775
4 -	27.010	132.4	37.799	115.5	24.798	126.4	1:29.607	12 -	27.012	135.0	37.600	113.6	25.034	124.5	1:29.646
5 -	26.991	133.2	37.642	115.1	25.065	126.6	1:29.698	13 -	27.063	135.0	37.740	115.1	24.994	125.2	1:29.797
6 -	27.064	133.9	37.870	115.7	25.184	125.9	1:30.118	14 -	26.840	137.2	37.792	116.1	24.868	125.9	1:29.500
7 -	26.884	137.2	39.730	83.1	In		1:37.095 P	15 -	27.105	135.3	37.803	114.9	25.242	125.4	1:30.150
8 -	Out	133.9	38.659	113.2	25.470	125.9	3:16.751								
34	Craig BEGGS														
1 -	Out	131.1	39.720	114.1	26.878	127.3	1:39.708	8 -	<i>25.907</i>	142.5	<i>35.936</i>	119.2	24.244	128.3	1:26.087
2 -	26.983	140.7	37.187	119.8	24.828	127.8	1:28.998	9 -	25.910	143.4	36.223	119.4	24.179	127.6	1:26.312
3 -	26.599	139.5	36.589	119.2	24.290	127.6	1:27.478	10 -	25.935	<i>143.7</i>	35.978	<i>120.9</i>	<i>24.046</i>	<i>129.1</i>	1:25.959
4 -	26.235	143.1	36.356	117.5	24.312	128.3	1:26.903	11 -	26.069	<i>143.7</i>	37.505	109.1	In		1:29.871 P
5 -	26.851	140.7	39.055	107.4	In		1:32.326 P	12 -	Out	72.8	39.522	119.0	24.397	<i>129.1</i>	2:34.879
6 -	Out	142.2	37.759	120.3	In		4:27.823 P	13 -	26.162	<i>143.7</i>	36.384	120.7	24.343	125.2	1:26.889
7 -	Out	142.5	37.223	119.2	24.776	128.6	2:53.259								
44	Steve PARKIN														
								69 Racing							
1 -	Out	135.3	39.002	111.5	25.797	122.2	1:35.929	9 -	27.032	135.3	37.886	111.3	25.043	123.4	1:29.961
2 -	27.406	133.4	37.796	112.8	25.493	124.0	1:30.695	10 -	26.799	139.5	38.021	110.9	25.056	123.4	1:29.876
3 -	26.992	136.7	<i>37.520</i>	114.1	25.843	122.5	1:30.355	11 -	27.087	138.4	37.699	<i>114.7</i>	25.039	125.4	1:29.825
4 -	27.092	<i>141.6</i>	37.930	113.9	24.891	123.4	1:29.913	12 -	<i>26.706</i>	137.2	37.759	112.4	24.743	121.6	1:29.208
5 -	27.256	140.1	37.876	113.0	25.276	123.8	1:30.408	13 -	26.901	141.3	37.658	112.0	<i>24.733</i>	123.8	1:29.292
6 -	27.183	138.7	37.690	113.6	24.885	123.6	1:29.758	14 -	27.099	137.8	37.896	109.5	25.012	122.9	1:30.007
7 -	27.035	139.2	37.917	114.5	25.097	122.2	1:30.049	15 -	27.095	141.0	38.661	111.5	25.020	<i>125.9</i>	1:30.776
8 -	3:15.030	136.4	38.352	112.8	25.317	122.9	4:18.699								
69	Paul SHOESMITH														
								Ice Valley							
1 -	26.814	142.5	36.531	116.7	24.659	128.8	1:28.004	8 -	26.257	143.1	36.585	114.9	24.503	126.9	1:27.345
2 -	26.454	141.3	36.921	115.3	24.658	126.9	1:28.033	9 -	<i>26.222</i>	142.5	36.505	117.1	24.712	127.8	1:27.439
3 -	26.586	142.8	36.379	118.1	24.461	127.3	1:27.426	10 -	26.356	143.4	36.777	117.3	24.411	127.3	1:27.544
4 -	29.324	97.3	39.925	106.9	26.843	128.6	1:36.092	11 -	26.701	141.9	36.972	117.1	24.694	126.9	1:28.367
5 -	26.431	143.1	38.044	75.9	In		1:32.306 P	12 -	35.284	46.9	47.619	74.5	27.427	128.1	1:50.330
6 -	Out	143.4	37.541	117.5	25.217	<i>129.6</i>	4:16.223	13 -	26.475	142.8	36.719	117.3	24.570	127.3	1:27.764
7 -	26.250	<i>143.7</i>	<i>36.286</i>	<i>118.4</i>	<i>24.398</i>	126.4	1:26.934	14 -	26.464	<i>143.7</i>	37.645	113.7	24.460	127.3	1:28.569
71	Phillip CROWE														
1 -	Out	113.9	44.255	107.5	26.858	119.0	1:44.400	7 -	28.046	131.8	39.242	<i>112.0</i>	<i>25.597</i>	<i>119.2</i>	1:32.885
2 -	29.361	129.3	41.284	110.0	26.932	116.3	1:37.577	8 -	27.967	132.4	39.106	102.8	26.325	119.0	1:33.398
3 -	29.306	127.6	39.712	109.3	26.462	118.4	1:35.480	9 -	27.934	131.8	38.949	111.3	26.033	117.9	1:32.916
4 -	28.895	131.1	39.756	110.7	26.071	<i>119.2</i>	1:34.722	10 -	27.946	132.1	38.836	111.3	25.650	117.9	1:32.432
5 -	28.492	131.6	39.767	108.8	26.072	119.0	1:34.331	11 -	<i>27.829</i>	130.8	39.579	111.8	25.910	118.8	1:33.318
6 -	28.321	131.1	39.842	110.0	25.921	117.9	1:34.084	12 -	27.942	<i>133.2</i>	<i>38.651</i>	104.0	In		1:32.095 P
74	Neal GARSIDE														
								Buckingham Group							
1 -	27.886	138.7	38.851	113.7	25.731	126.9	1:32.468	9 -	27.672	137.5	38.282	113.2	25.650	125.2	1:31.604
2 -	27.640	141.6	38.438	113.7	25.621	126.1	1:31.699	10 -	27.245	138.1	38.436	109.7	25.871	125.2	1:31.552
3 -	27.767	141.6	38.443	112.4	25.634	125.7	1:31.844	11 -	27.791	137.2	39.133	106.9	26.001	127.3	1:32.925
4 -	27.544	138.4	38.653	114.1	25.444	126.4	1:31.641	12 -	27.554	<i>142.5</i>	38.114	112.4	25.587	126.1	1:31.255
5 -	27.475	139.5	38.507	<i>115.7</i>	25.608	125.0	1:31.590	13 -	27.201	140.1	38.136	112.0	25.416	127.1	1:30.753
6 -	27.719	138.4	38.360	114.3	25.493	126.4	1:31.572	14 -	27.209	140.4	38.388	113.7	<i>25.304</i>	<i>128.1</i>	1:30.901
7 -	27.599	140.1	38.301	114.1	25.670	126.4	1:31.570	15 -	<i>27.049</i>	140.1	38.550	113.2	25.329	127.6	1:30.928
8 -	27.263	138.4	<i>38.027</i>	113.2	25.676	126.6	1:30.966	16 -	27.309	139.5	38.184	113.7	25.404	127.1	1:30.897
77	Stephen THOMPSON														
1 -	27.245	141.0	37.516	115.5	26.083	128.3	1:30.844	7 -	27.211	123.6	45.700	65.8	33.520	124.0	1:46.431
2 -	27.212	135.6	37.941	112.8	In		1:30.563 P	8 -	26.546	142.2	<i>36.107</i>	118.4	24.391	<i>129.3</i>	1:27.044
3 -	Out	130.3	39.686	111.8	25.759	127.8	6:49.305	9 -	25.978	<i>144.9</i>	38.206	115.9	25.404	<i>129.3</i>	1:29.588
4 -	26.877	133.4	36.892	117.7	24.811	128.3	1:28.580	10 -	26.073	142.2	36.308	<i>118.8</i>	<i>24.284</i>	127.3	1:26.665
5 -	26.434	142.8	36.404	117.7	24.770	128.3	1:27.608	11 -	26.223	132.1	40.594	117.9	24.862	128.6	1:31.679
6 -	26.326	142.2	36.583	118.6	24.726	127.1	1:27.635	12 -	<i>25.870</i>	144.3	36.392	116.9	24.480	126.6	1:26.742
98	Rob GUIVER														
1 -	Out	119.4	41.153	113.6	25.862	129.3	1:39.030	9 -	27.599	116.7	41.466	108.9	In		1:36.368 P
2 -	27.734	142.2	37.055	119.0	24.868	127.6	1:29.657	10 -	Out	127.8	37.749	119.2	24.805	126.9	3:56.676

Croft
Circuit Length = 2.1250 miles
Start: 17:35 End: 18:02

Weather / Track : Cloudy / Dry

MCRCB BULLETIN TK071

2008 Henderson Yamaha R1 Cup

QUALIFYING - SECTOR ANALYSIS

3 -	26.469	146.5	36.659	117.9	24.765	131.1	1:27.893	11 -	27.357	144.0	36.685	118.8	24.185	129.8	1:28.227
4 -	26.374	145.9	36.637	118.1	24.442	129.8	1:27.453	12 -	26.080	145.9	35.993	118.4	24.209	130.1	1:26.282
5 -	26.013	145.9	36.422	118.6	24.287	129.3	1:26.722	13 -	25.865	145.9	36.058	116.9	23.885	130.6	1:25.808
6 -	25.823	146.2	36.155	118.4	24.203	130.1	1:26.181	14 -	25.811	145.9	36.222	119.6	24.263	129.3	1:26.296
7 -	25.874	145.9	36.945	119.6	24.164	130.1	1:26.983	15 -	25.790	145.6	36.375	119.4	24.272	128.6	1:26.437
8 -	26.017	146.2	36.392	118.1	24.332	129.1	1:26.741	16 -	26.129	142.8	36.768	119.4	24.605	127.3	1:27.502
99	Sandor BITTER														
1 -	27.681	137.5	37.848	115.9	25.585	124.5	1:31.114	9 -	26.833	137.5	37.982	114.7	24.972	124.5	1:29.787
2 -	27.131	133.4	38.410	114.1	25.601	124.5	1:31.142	10 -	30.830	99.7	44.303	75.1	In		1:46.077 P
3 -	27.126	136.1	37.862	114.9	25.281	124.7	1:30.269	11 -	Out	135.8	38.105	115.1	25.326	122.9	3:24.794
4 -	26.627	140.1	37.497	114.9	25.236	122.5	1:29.360	12 -	27.110	137.2	37.280	111.8	24.680	124.5	1:29.070
5 -	26.610	136.7	37.612	113.9	25.031	124.3	1:29.253	13 -	26.764	137.8	37.240	114.1	24.713	123.8	1:28.717
6 -	26.769	133.9	38.059	115.7	25.085	123.8	1:29.913	14 -	26.924	138.9	37.741	114.3	24.885	124.5	1:29.550
7 -	27.043	132.1	40.500	113.4	25.692	125.4	1:33.235	15 -	26.810	135.3	37.821	114.7	25.068	123.4	1:29.699
8 -	26.518	138.7	37.491	114.7	24.816	124.3	1:28.825								
118	Victor COX														
1 -	26.398	143.4	36.720	120.1	24.897	129.3	1:28.015	8 -	25.750	143.7	35.468	119.6	In		1:25.421 P
2 -	26.112	141.9	35.804	119.8	24.598	127.3	1:26.514	9 -	Out	71.4	44.474	85.2	30.625	97.5	4:50.459
3 -	25.851	141.6	35.865	118.8	24.096	127.1	1:25.812	10 -	27.297	141.3	36.606	118.4	24.098	127.6	1:28.001
4 -	25.905	141.9	35.949	119.8	23.889	127.3	1:25.743	11 -	25.768	142.8	35.467	119.4	23.897	127.8	1:25.132
5 -	25.684	142.8	35.555	119.2	23.779	127.1	1:25.018	12 -	25.565	144.9	40.230	117.5	24.162	126.9	1:29.957
6 -	25.734	143.7	35.494	119.4	23.697	127.8	1:24.925	13 -	25.752	143.1	36.096	118.4	23.836	127.3	1:25.684
7 -	25.662	143.4	35.557	118.4	23.963	125.7	1:25.182	14 -	25.836	142.5	36.208	118.8	23.907	123.1	1:25.951

MCRCB BULLETIN TK072

2008 Henderson Yamaha R1 Cup QUALIFYING - SPEED TRAPS

SECTOR 1				SECTOR 2			FINISH LINE		
POS	NO	NAME	MPH	NO	NAME	MPH	NO	NAME	MPH
1	14	Alastair SEELEY	148.1	15	Ben WILSON	122.7	14	Alastair SEELEY	132.1
2	19	Adrian COATES	147.8	2	Gary MASON	122.5	2	Gary MASON	131.3
3	15	Ben WILSON	147.5	14	Alastair SEELEY	121.6	11	Sam WARREN	131.3
4	2	Gary MASON	146.8	10	Jon KIRKHAM	121.4	98	Rob GUIVER	131.1
5	11	Sam WARREN	146.5	34	Craig BEGGS	120.9	19	Adrian COATES	130.8
6	98	Rob GUIVER	146.5	11	Sam WARREN	120.7	15	Ben WILSON	130.6
7	10	Jon KIRKHAM	145.3	19	Adrian COATES	120.5	5	Robert KENNEDY	130.1
8	77	Stephen THOMPSON	144.9	118	Victor COX	120.1	69	Paul SHOESMITH	129.6
9	118	Victor COX	144.9	98	Rob GUIVER	119.6	10	Jon KIRKHAM	129.3
10	34	Craig BEGGS	143.7	5	Robert KENNEDY	118.8	77	Stephen THOMPSON	129.3
11	69	Paul SHOESMITH	143.7	77	Stephen THOMPSON	118.8	118	Victor COX	129.3
12	74	Neal GARSIDE	142.5	69	Paul SHOESMITH	118.4	34	Craig BEGGS	129.1
13	44	Steve PARKIN	141.6	33	Michael NEEVES	116.3	74	Neal GARSIDE	128.1
14	99	Sandor BITTER	140.1	99	Sandor BITTER	115.9	33	Michael NEEVES	127.8
15	5	Robert KENNEDY	139.8	74	Neal GARSIDE	115.7	44	Steve PARKIN	125.9
16	33	Michael NEEVES	137.5	44	Steve PARKIN	114.7	99	Sandor BITTER	125.4
17	71	Phillip CROWE	133.2	71	Phillip CROWE	112.0	71	Phillip CROWE	119.2

Weather / Track : Cloudy / Dry

www.tsl-timing.com

Croft
Circuit Length = 2.1250 miles
Start: 17:35 End: 18:02

Printed - 18.03 Saturday, 13 September 2008

MCRCB BULLETIN TK073

2008 Henderson Yamaha R1 Cup QUALIFYING - BEST SECTOR TIMES

SECTOR 1			SECTOR 2			SECTOR 3			IDEAL / BEST COMPARISON						
POS	NO	NAME	TIME	NO	NAME	TIME	NO	NAME	TIME	POS	NO	NAME	IDEAL	BEST	DIFF
1	10	KIRKHAM	25.058	10	KIRKHAM	34.290	10	KIRKHAM	23.062	1	10	KIRKHAM	1:22.410	1:22.485	0.075
2	15	WILSON	25.187	15	WILSON	35.000	14	SEELEY	23.188	2	15	WILSON	1:23.520	1:23.795	0.275
3	14	SEELEY	25.452	19	COATES	35.174	15	WILSON	23.333	3	14	SEELEY	1:24.032	1:24.413	0.381
4	2	MASON	25.505	2	MASON	35.195	11	WARREN	23.495	4	19	COATES	1:24.214	1:24.326	0.112
5	19	COATES	25.509	11	WARREN	35.392	19	COATES	23.531	5	2	MASON	1:24.240	1:24.400	0.160
6	118	COX	25.565	14	SEELEY	35.392	2	MASON	23.540	6	11	WARREN	1:24.499	1:25.142	0.643
7	11	WARREN	25.612	118	COX	35.467	118	COX	23.697	7	118	COX	1:24.729	1:24.925	0.196
8	98	GUIVER	25.790	34	BEGGS	35.936	98	GUIVER	23.885	8	98	GUIVER	1:25.668	1:25.808	0.140
9	77	THOMPSON	25.870	98	GUIVER	35.993	34	BEGGS	24.046	9	34	BEGGS	1:25.889	1:25.959	0.070
10	34	BEGGS	25.907	77	THOMPSON	36.107	77	THOMPSON	24.284	10	77	THOMPSON	1:26.261	1:26.665	0.404
11	69	SHOESMITH	26.222	69	SHOESMITH	36.286	5	KENNEDY	24.387	11	69	SHOESMITH	1:26.906	1:26.934	0.028
12	99	BITTER	26.518	5	KENNEDY	36.822	69	SHOESMITH	24.398	12	5	KENNEDY	1:27.923	1:28.237	0.314
13	33	NEEVES	26.588	99	BITTER	37.240	33	NEEVES	24.675	13	99	BITTER	1:28.438	1:28.717	0.279
14	44	PARKIN	26.706	44	PARKIN	37.520	99	BITTER	24.680	14	33	NEEVES	1:28.794	1:29.500	0.706
15	5	KENNEDY	26.714	33	NEEVES	37.531	44	PARKIN	24.733	15	44	PARKIN	1:28.959	1:29.208	0.249
16	74	GARSDIE	27.049	74	GARSDIE	38.027	74	GARSDIE	25.304	16	74	GARSDIE	1:30.380	1:30.753	0.373
17	71	CROWE	27.829	71	CROWE	38.651	71	CROWE	25.597	17	71	CROWE	1:32.077	1:32.432	0.355
											Perfect Lap		1:22.410		

Weather / Track : Cloudy / Dry

www.tsl-timing.com


Croft
Circuit Length = 2.1250 miles
Start: 17:35 End: 18:02

Printed - 18.04 Saturday, 13 September 2008

MCRCB BULLETIN TK074

2008 Henderson Yamaha R1 Cup

RACE 3 - PROVISIONAL GRID

ROW 5				1:32.432 71 Phillip CROWE
ROW 4	1:30.753 74 Neal GARSIDE	1:29.500 33 Michael NEEVES	1:29.208 44 Steve PARKIN	1:28.717 99 Sandor BITTER
ROW 3	1:28.237 5 Robert KENNEDY	1:26.934 69 Paul SHOESMITH	1:26.665 77 Stephen THOMPSON	1:25.959 34 Craig BEGGS
ROW 2	1:25.808 98 Rob GUIVER	1:25.142 11 Sam WARREN	1:24.925 118 Victor COX	1:24.413 14 Alastair SEELEY
ROW 1	1:24.400 2 Gary MASON	1:24.326 19 Adrian COATES	1:23.795 15 Ben WILSON	1:22.485 10 Jon KIRKHAM
Pole				
				

No's 74 & 71 - dispensation given to race

Croft
Circuit Length = 2.1250 miles

Race Director :

Stewards :

Timekeeper :

MCRCB BULLETIN TK080

2008 Henderson Yamaha R1 Cup & Metzeler National Superstock 1000 Championship WARM-UP - CLASSIFICATION

POS	NO	CL	NAME	ENTRY	TIME	ON	LAPS	GAP	DIFF	MPH
1	10		Jon KIRKHAM	Yamaha - Raceways Yamaha	1:23.812	3	5			91.27
2	60		Peter HICKMAN	Yamaha - Ultimate Racing	1:24.335	3	5	0.523	0.523	90.71
3	19		Adrian COATES	Yamaha - Dyer Crossgills Racing	1:24.396	2	5	0.584	0.061	90.64
4	3		Ben WILSON	Yamaha - Ben-Wilson-Racing.com	1:24.487	4	5	0.675	0.091	90.54
5	54		Jimmy STORRAR	Suzuki - Jimmy Storrar Racing	1:24.688	3	5	0.876	0.201	90.33
6	6		Lee JACKSON	Yamaha - NCT Racing	1:24.759	2	5	0.947	0.071	90.25
7	17		Steve BROGAN	Honda - Honda UK Racing	1:25.116	4	6	1.304	0.357	89.87
8	81		Ian HUTCHINSON	Kawasaki - Bournemouth Kawasaki / Hawk	1:25.271	2	5	1.459	0.155	89.71
9	34		Alastair SEELEY	Yamaha - Team Rea Estates Racing	1:25.484	5	5	1.672	0.213	89.49
10	11		Sam WARREN	Yamaha - Mission Racing	1:25.525	3	5	1.713	0.041	89.44
11	27		Dan STEWART	Yamaha - Wilcock Consulting	1:25.529	3	5	1.717	0.004	89.44
12	28		Victor COX	Yamaha - VC Motorsport / STP Motorsport	1:25.610	2	5	1.798	0.081	89.35
13	18		Kieran CLARKE	Honda - Hydrex Bike Animal Honda	1:25.798	4	5	1.986	0.188	89.16
14	9		Marshall NEILL	Suzuki - Mahon Garden Centre	1:25.813	2	4	2.001	0.015	89.14
15	2		Gary MASON	Yamaha - VTune/ Airmax/ Tamworth Yamaha	1:26.151	3	6	2.339	0.338	88.79
16	50		Kierran BLAIR	Suzuki - Unique Racing / Morello Roofing	1:26.410	2	5	2.598	0.259	88.53
17	67		James HURRELL	Yamaha - Enanjay Racing	1:26.698	2	5	2.886	0.288	88.23
18	43		Howie MAINWARING	Suzuki - Lenzkes Clamping Tools GB Ltd	1:26.746	5	6	2.934	0.048	88.18
19	15		Jonathan HOWARTH	Suzuki - Jonathan Howarth Racing	1:27.028	3	5	3.216	0.282	87.90
20	69		Bryan CAMPBELL	Suzuki - BCR	1:27.222	4	5	3.410	0.194	87.70
21	77		Stephen THOMPSON	Yamaha -	1:27.470	2	2	3.658	0.248	87.45
22	64		Tom CLEGG	Yamaha - Vanfit Yamaha	1:27.542	3	5	3.730	0.072	87.38
23	69		Paul SHOESMITH	Yamaha - Ice Valley	1:27.698	3	5	3.886	0.156	87.23
24	21		Agoston ROSIVALL	Yamaha -	1:27.867	4	5	4.055	0.169	87.06
25	5		Robert KENNEDY	Yamaha - PMD Racing	1:28.153	4	5	4.341	0.286	86.78
26	42		Michael ELLIOTT	Yamaha - M Elliott Racing	1:29.059	4	5	5.247	0.906	85.89
27	57		Alan MORETON	Yamaha - Alamo Racing Ltd	1:29.255	2	5	5.443	0.196	85.71
28	33		Michael NEEVES	Yamaha - Team MCN	1:29.485	4	5	5.673	0.230	85.49
29	44		Craig BEGGS	Yamaha - Middlewich Tank Wash Ltd	1:29.555	3	4	5.743	0.070	85.42
30	44		Steve PARKIN	Yamaha - 69 Racing	1:30.088	2	5	6.276	0.533	84.91
31	74		Rikki OWEN	Yamaha - Rikki Owen Racing	1:30.487	3	6	6.675	0.399	84.54
32	98		Rob GUIVER	Yamaha -	1:30.628	2	5	6.816	0.141	84.41
33	71		Phillip CROWE	Yamaha -	1:30.762	2	5	6.950	0.134	84.28
34	23		Derek GULBRANDSEN	Yamaha - Lenzkes Racing	1:31.105	4	4	7.293	0.343	83.97
35	38		Colin YOUNG	Suzuki - T2 Racing	1:31.262	4	5	7.450	0.157	83.82
36	74		Neal GARSIDE	Yamaha - Buckingham Group	1:31.357	2	5	7.545	0.095	83.73
37	111		Sandor BITTER	Yamaha - Speedfreak Ice Valley		0	1			

Weather / Track : Cloudy / Dry

These results are provisional until the conclusion of any judicial and technical matters.

Croft
Circuit Length = 2.1250 miles
Start: 12:31 End: 12:41

Race Director :	Stewards :	Timekeeper :

MCRCB BULLETIN TK081

2008 Henderson Yamaha R1 Cup & Metzeler National Superstock 1000 Championship

WARM-UP - SECTOR ANALYSIS

2	Gary MASON VTune/ Airmax/ Tamworth Yamaha									
1 -	Out 129.3	38.100 118.1	24.611 130.1	1:32.005	4 -	26.306 142.2	35.856 118.8	25.655 129.8	1:27.817	
2 -	26.139 145.3	35.892 120.7	24.175 130.6	1:26.206	5 -	26.015 144.9	35.928 121.4	24.597 130.1	1:26.540	
3 -	25.819 143.7	35.957 121.1	24.375 130.6	1:26.151	6 -	26.487 142.8	35.742 121.1	24.185 128.8	1:26.414	
3	Ben WILSON Ben-Wilson-Racing.com									
1 -	Out 135.0	37.950 119.0	24.546 129.3	1:31.800	4 -	25.415 142.8	35.497 117.7	23.575 129.3	1:24.487	
2 -	25.663 142.5	35.735 116.3	23.717 128.3	1:25.115	5 -	34.632 99.9	51.063 77.2	In	1:53.671 P	
3 -	25.711 142.5	35.551 115.7	23.643 130.3	1:24.905						
5	Robert KENNEDY PMD Racing									
1 -	26.756 137.2	37.321 116.9	24.515 129.6	1:28.592	4 -	26.973 141.9	36.764 115.7	24.416 130.8	1:28.153	
2 -	26.659 140.1	36.927 116.5	24.659 129.8	1:28.245	5 -	26.541 137.8	39.085 85.9	In	1:32.747 P	
3 -	26.853 136.4	38.218 102.9	25.788 126.6	1:30.859						
6	Lee JACKSON NCT Racing									
1 -	25.906 145.9	35.811 120.5	23.467 130.6	1:25.184	4 -	25.573 147.2	35.845 115.9	23.541 130.8	1:24.959	
2 -	25.583 147.2	35.686 119.0	23.490 130.6	1:24.759	5 -	25.828 144.6	35.607 117.1	23.584 130.3	1:25.019	
3 -	25.681 147.5	35.665 117.9	23.565 131.1	1:24.911						
9	Marshall NEILL Mahon Garden Centre									
1 -	25.983 148.5	36.466 121.4	23.710 132.6	1:26.159	3 -	25.615 147.5	36.324 122.2	23.951 130.8	1:25.890	
2 -	25.947 147.5	36.184 120.5	23.682 132.6	1:25.813	4 -	26.298 147.5	36.632 114.9	In	1:31.504 P	
10	Jon KIRKHAM Raceways Yamaha									
1 -	26.185 146.8	36.360 121.6	24.670 130.8	1:27.215	4 -	25.742 147.8	35.207 119.8	23.447 131.3	1:24.396	
2 -	25.946 145.3	35.630 119.6	23.220 130.6	1:24.796	5 -	25.399 144.9	35.099 120.7	23.349 130.1	1:23.847	
3 -	25.161 147.5	35.301 120.5	23.350 131.1	1:23.812						
11	Sam WARREN Mission Racing									
1 -	26.248 144.0	36.121 120.5	24.084 131.6	1:26.453	4 -	25.819 146.5	36.698 114.5	24.423 132.1	1:26.940	
2 -	26.290 146.8	36.487 119.2	24.130 130.6	1:26.907	5 -	26.028 142.8	36.251 119.6	24.086 130.3	1:26.365	
3 -	25.911 145.6	35.661 121.6	23.953 130.3	1:25.525						
15	Jonathan HOWARTH Jonathan Howarth Racing									
1 -	26.243 142.8	36.702 117.5	24.309 129.3	1:27.254	4 -	26.182 142.5	37.357 102.9	25.263 129.6	1:28.802	
2 -	26.018 140.7	36.520 116.1	24.811 126.9	1:27.349	5 -	26.538 139.8	36.594 115.1	24.810 114.1	1:27.942	
3 -	26.340 140.4	36.255 116.1	24.433 128.8	1:27.028						
17	Steve BROGAN Honda UK Racing									
1 -	Out 136.1	45.510 66.4	26.133 130.3	1:55.738	4 -	25.657 144.9	35.675 118.8	23.784 130.8	1:25.116	
2 -	26.178 137.5	36.728 117.9	24.458 131.3	1:27.364	5 -	25.905 143.4	36.542 119.4	24.288 131.1	1:26.735	
3 -	26.224 139.8	49.112 98.4	25.036 131.3	1:40.372	6 -	26.135 139.5	36.459 117.9	24.246 130.8	1:26.840	
18	Kieran CLARKE Hydrex Bike Animal Honda									
1 -	Out 134.8	39.314 113.9	24.774 129.8	1:33.371	4 -	25.630 140.4	35.988 117.5	24.180 130.3	1:25.798	
2 -	26.242 134.2	36.846 118.1	24.576 129.6	1:27.664	5 -	25.679 136.7	36.480 117.3	23.661 131.8	1:25.820	
3 -	26.160 137.2	36.546 118.6	24.277 129.8	1:26.983						
19	Adrian COATES Dyer Crossgills Racing									
1 -	25.712 147.2	35.734 117.3	23.638 132.4	1:25.084	4 -	25.537 147.2	35.982 116.7	23.807 130.8	1:25.326	
2 -	25.263 147.5	35.707 120.3	23.426 133.2	1:24.396	5 -	25.564 145.6	35.721 119.2	23.699 131.1	1:24.984	
3 -	25.289 148.8	35.458 121.6	24.180 129.3	1:24.927						
21	Agoston ROSIVALL									
1 -	27.637 138.4	38.426 115.3	25.497 127.8	1:31.560	4 -	26.413 142.5	36.641 116.9	24.813 128.1	1:27.867	
2 -	26.598 143.4	37.951 115.9	25.164 124.7	1:29.713	5 -	26.310 142.5	37.756 116.3	24.832 128.6	1:28.898	
3 -	26.742 141.6	37.115 113.6	25.236 126.6	1:29.093						
23	Derek GULBRANDSEN Lenzkes Racing									
1 -	28.374 132.6	38.498 112.0	32.797 124.7	1:39.669	3 -	27.832 127.1	38.435 111.8	25.992 124.3	1:32.259	
2 -	27.599 130.3	38.434 113.7	27.251 121.6	1:33.284	4 -	27.293 135.0	38.053 112.8	25.759 125.2	1:31.105	

Croft
Circuit Length = 2.1250 miles
Start: 12:31 End: 12:41

Weather / Track : Cloudy / Dry

MCRCB BULLETIN TK081

2008 Henderson Tamana K1 Cup & Metzeler National Superstock 1000 Championship

WARM-UP - SECTOR ANALYSIS

27	Dan STEWART					Wilcock Consulting									
1 -	26.419	144.0	36.815	119.8	24.330	126.1	1:27.564	4 -	26.118	144.6	36.461	116.7	24.285	126.9	1:26.864
2 -	26.159	144.3	35.933	119.0	24.007	127.3	1:26.099	5 -	25.910	138.1	36.412	118.4	24.772	126.4	1:27.094
3 -	25.811	141.6	35.713	119.8	24.005	128.3	1:25.529								
28	Victor COX					VC Motorsport / STP Motorsport									
1 -	26.280	144.9	36.726	118.1	24.822	128.1	1:27.828	4 -	25.752	145.6	35.716	113.6	24.180	129.8	1:25.648
2 -	26.067	143.1	35.880	118.4	23.663	129.8	1:25.610	5 -	25.859	143.4	37.172	115.3	24.298	120.3	1:27.329
3 -	25.812	145.6	35.962	117.9	24.234	126.9	1:26.008								
33	Michael NEEVES					Team MCN									
1 -	27.776	132.1	38.256	113.0	25.729	127.8	1:31.761	4 -	27.153	133.7	37.589	113.9	24.743	127.1	1:29.485
2 -	26.852	133.9	37.824	115.1	25.697	126.6	1:30.373	5 -	27.411	128.1	39.192	113.6	In		1:34.469 P
3 -	27.257	133.2	37.930	113.7	25.791	125.9	1:30.978								
34	Alastair SEELEY					Team Rea Estates Racing									
1 -	26.401	142.5	36.106	118.4	24.043	133.2	1:26.550	4 -	25.844	143.4	35.902	120.5	24.372	132.4	1:26.118
2 -	26.158	140.4	36.029	117.9	23.876	131.3	1:26.063	5 -	25.752	143.7	35.879	120.5	23.853	131.6	1:25.484
3 -	26.053	141.9	35.715	117.7	23.739	132.1	1:25.507								
38	Colin YOUNG					T2 Racing									
1 -	28.389	128.1	38.932	110.7	26.881	121.6	1:34.202	4 -	27.672	132.1	38.012	108.2	25.578	122.5	1:31.262
2 -	27.746	128.6	38.583	108.2	26.275	122.9	1:32.604	5 -	27.298	138.1	37.959	109.1	26.086	122.9	1:31.343
3 -	28.089	128.1	39.434	109.7	26.472	123.6	1:33.995								
42	Michael ELLIOTT					M Elliott Racing									
1 -	27.532	125.7	38.658	111.7	25.194	128.8	1:31.384	4 -	26.536	140.4	37.775	115.3	24.748	126.1	1:29.059
2 -	26.759	138.9	37.702	110.7	25.115	127.6	1:29.576	5 -	26.968	136.7	37.813	115.1	25.833	127.3	1:30.614
3 -	27.741	131.1	38.206	110.6	25.480	127.1	1:31.427								
43	Howie MAINWARING					Lenzkes Clamping Tools GB Ltd									
1 -	Out	139.2	37.067	117.5	24.745	128.6	1:29.082	4 -	25.845	144.0	37.063	119.6	24.307	129.1	1:27.215
2 -	26.047	144.9	36.241	119.2	25.210	129.8	1:27.498	5 -	25.878	143.4	36.542	118.4	24.326	129.8	1:26.746
3 -	26.195	143.1	36.451	120.1	24.523	129.1	1:27.169	6 -	26.076	142.8	36.824	110.4	In		1:51.694 P
44	Steve PARKIN					69 Racing									
1 -	27.369	140.1	38.720	111.1	25.336	124.3	1:31.425	4 -	27.058	141.9	38.141	111.8	25.240	126.1	1:30.439
2 -	27.162	141.0	37.498	113.9	25.428	126.6	1:30.088	5 -	27.036	137.5	39.181	110.7	39.797	88.9	1:46.014
3 -	27.114	141.0	38.472	113.2	25.083	124.0	1:30.669								
44	Craig BEGGS					Middlewich Tank Wash Ltd									
1 -	Out	115.7	40.466	115.1	25.932	129.1	1:41.413	3 -	27.019	131.6	37.537	117.9	24.999	127.3	1:29.555
2 -	27.735	133.9	37.300	116.7	25.422	129.1	1:30.457	4 -	26.955	134.8	36.913	117.3	In		1:30.170 P
50	Kierran BLAIR					Unique Racing / Morello Roofing									
1 -	26.746	146.8	36.487	117.5	23.940	129.8	1:27.173	4 -	26.161	146.8	36.782	115.3	24.899	129.3	1:27.842
2 -	25.854	145.9	36.680	115.7	23.876	130.3	1:26.410	5 -	25.987	144.9	36.739	116.9	24.391	129.1	1:27.117
3 -	25.731	147.2	36.423	116.5	24.434	130.8	1:26.588								
54	Jimmy STORRAR					Jimmy Storrar Racing									
1 -	25.824	145.9	35.926	119.8	23.519	132.4	1:25.269	4 -	25.573	148.1	35.877	119.0	23.536	132.4	1:24.986
2 -	25.540	148.5	35.780	120.7	23.430	131.6	1:24.750	5 -	25.641	148.1	35.725	119.8	23.583	132.1	1:24.949
3 -	25.375	148.8	35.724	119.8	23.589	132.4	1:24.688								
57	Alan MORETON					Alamo Racing Ltd									
1 -	Out	137.8	38.669	113.9	25.238	128.8	1:33.267	4 -	27.347	141.6	38.010	114.5	25.318	128.1	1:30.675
2 -	27.167	135.8	37.366	117.1	24.722	128.1	1:29.255	5 -	27.616	137.2	38.471	114.7	In		1:31.217 P
3 -	27.059	141.0	37.213	113.9	25.340	127.6	1:29.612								
60	Peter HICKMAN					Ultimate Racing									
1 -	25.866	146.8	35.416	122.9	23.853	133.2	1:25.135	4 -	25.474	147.2	35.858	117.1	23.837	132.9	1:25.169
2 -	25.646	146.5	35.282	123.1	23.759	133.2	1:24.687	5 -	25.518	142.8	35.542	122.7	23.795	132.4	1:24.855

Croft
Circuit Length = 2.1250 miles
Start: 12:31 End: 12:41

Weather / Track : Cloudy / Dry

MCRCB BULLETIN TK081

2008 Henderson Yamana K1 Cup & Metzeler National Superstock 1000 Championship

WARM-UP - SECTOR ANALYSIS

3 -	25.436	147.8	35.142	122.0	23.757	133.2	1:24.335								
64	Tom CLEGG						Vanfit Yamaha								
1 -	26.421	142.5	37.140	118.1	24.815	129.1	1:28.376	4 -	26.274	143.1	36.865	115.7	24.709	129.3	1:27.848
2 -	26.991	142.5	36.887	119.4	24.501	129.6	1:28.379	5 -	26.662	144.0	37.569	116.7	24.413	129.3	1:28.644
3 -	26.384	142.8	36.615	118.6	24.543	129.3	1:27.542								
67	James HURRELL						Enanjay Racing								
1 -	26.274	140.4	37.172	116.3	24.832	129.3	1:28.278	4 -	26.266	138.9	36.693	113.6	25.152	127.8	1:28.111
2 -	26.044	142.5	36.502	118.4	24.152	130.3	1:26.698	5 -	26.173	139.2	37.775	116.7	24.506	126.9	1:28.454
3 -	26.086	140.4	36.875	118.8	24.288	130.1	1:27.249								
69	Paul SHOESMITH						Ice Valley								
1 -	26.506	139.5	37.055	115.9	24.728	129.3	1:28.289	4 -	26.928	142.5	37.370	113.9	24.994	128.8	1:29.292
2 -	26.427	138.7	37.189	114.7	24.710	127.8	1:28.326	5 -	29.096	93.5	42.554	105.5	ln		1:43.798 P
3 -	26.383	135.8	36.764	116.5	24.551	127.1	1:27.698								
69	Bryan CAMPBELL						BCR								
1 -	26.640	143.1	36.961	117.9	24.845	130.3	1:28.446	4 -	26.244	144.0	36.701	114.7	24.277	129.8	1:27.222
2 -	26.503	140.4	37.016	116.3	24.217	130.1	1:27.736	5 -	26.497	136.1	39.630	99.0	ln		1:32.045 P
3 -	26.283	144.6	36.729	116.5	24.277	129.6	1:27.289								
71	Phillip CROWE														
1 -	27.928	133.2	38.714	108.2	26.295	119.6	1:32.937	4 -	27.555	133.7	38.674	111.5	25.428	121.4	1:31.657
2 -	27.336	133.7	38.027	110.7	25.399	120.5	1:30.762	5 -	27.934	134.8	38.237	111.1	26.288	119.8	1:32.459
3 -	27.284	130.6	38.296	106.9	26.368	121.6	1:31.948								
74	Neal GARSIDE						Buckingham Group								
1 -	27.988	140.1	38.882	111.3	26.084	127.1	1:32.954	4 -	27.461	139.8	38.608	113.4	25.557	127.6	1:31.626
2 -	27.450	139.8	38.439	112.6	25.468	125.4	1:31.357	5 -	27.466	132.4	38.558	114.5	26.111	126.1	1:32.135
3 -	27.463	133.7	38.810	112.6	26.114	123.1	1:32.387								
74	Rikki OWEN						Rikki Owen Racing								
1 -	Out	125.0	41.857	111.7	26.751	126.9	1:41.553	4 -	27.812	129.1	39.601	114.9	26.276	122.9	1:33.689
2 -	27.631	132.6	38.463	116.7	25.611	129.1	1:31.705	5 -	27.639	131.3	38.310	113.4	25.497	124.7	1:31.446
3 -	27.071	133.9	38.008	117.1	25.408	127.6	1:30.487	6 -	27.155	126.9	39.072	105.8	26.895	122.5	1:33.122
77	Stephen THOMPSON														
1 -	27.155	139.5	38.394	106.0	27.125	129.3	1:32.674	2 -	26.381	140.4	36.556	117.7	24.533	128.8	1:27.470
81	Ian HUTCHINSON						Bournemouth Kawasaki / Hawk								
1 -	26.061	143.7	35.663	119.6	23.884	131.6	1:25.608	4 -	25.842	144.9	36.372	114.1	24.101	131.3	1:26.315
2 -	25.398	146.2	35.913	119.2	23.960	131.6	1:25.271	5 -	27.596	110.6	38.804	115.9	25.946	127.6	1:32.346
3 -	25.568	142.2	35.867	117.3	24.109	126.4	1:25.544								
98	Rob GUIVER														
1 -	Out	116.9	41.433	113.6	25.583	123.6	1:38.543	4 -	28.774	97.3	39.270	113.6	26.086	127.1	1:34.130
2 -	26.928	143.7	37.727	109.1	25.973	127.1	1:30.628	5 -	28.376	126.6	39.467	106.0	ln		1:36.484 P
3 -	27.283	141.0	45.023	113.9	25.373	129.6	1:37.679								
111	Sandor BITTER						Speedfreak Ice Valley								
1 -	27.094	137.2	49.316	42.0	ln		2:01.387 P								

Croft
Circuit Length = 2.1250 miles
Start: 12:31 End: 12:41

Weather / Track : Cloudy / Dry

MCRCB BULLETIN TK083**2008 Henderson Yamaha R1 Cup & Metzeler National Superstock 1000 Championship
WARM-UP - SPEED TRAPS**

SECTOR 1				SECTOR 2			FINISH LINE			
POS	NO	NAME	MPH	NO	NAME	MPH	NO	NAME	MPH	
1	19	Adrian COATES	148.8	60	Peter HICKMAN	123.1	19	Adrian COATES	133.2	
2	54	Jimmy STORRAR	148.8	9	Marshall NEILL	122.2	34	Alastair SEELEY	133.2	
3	9	Marshall NEILL	148.5	10	Jon KIRKHAM	121.6	60	Peter HICKMAN	133.2	
4	10	Jon KIRKHAM	147.8	11	Sam WARREN	121.6	9	Marshall NEILL	132.6	
5	60	Peter HICKMAN	147.8	19	Adrian COATES	121.6	54	Jimmy STORRAR	132.4	
6	6	Lee JACKSON	147.5	2	Gary MASON	121.4	10	Jon KIRKHAM	132.1	
7	50	Kierran BLAIR	147.2	54	Jimmy STORRAR	120.7	11	Sam WARREN	132.1	
8	11	Sam WARREN	146.8	6	Lee JACKSON	120.5	18	Kieran CLARKE	131.8	
9	81	Ian HUTCHINSON	146.2	34	Alastair SEELEY	120.5	81	Ian HUTCHINSON	131.8	
10	28	Victor COX	145.6	81	Ian HUTCHINSON	120.3	17	Steve BROGAN	131.3	
11	2	Gary MASON	145.3	43	Howie MAINWARING	120.1	6	Lee JACKSON	131.1	
12	17	Steve BROGAN	144.9	27	Dan STEWART	119.8	5	Robert KENNEDY	130.8	
13	43	Howie MAINWARING	144.9	17	Steve BROGAN	119.4	50	Kierran BLAIR	130.8	
14	27	Dan STEWART	144.6	64	Tom CLEGG	119.4	2	Gary MASON	130.6	
15	69	Bryan CAMPBELL	144.6	3	Ben WILSON	119.0	3	Ben WILSON	130.3	
16	64	Tom CLEGG	144.0	67	James HURRELL	118.8	67	James HURRELL	130.3	
17	34	Alastair SEELEY	143.7	18	Kieran CLARKE	118.6	69	Bryan CAMPBELL	130.3	
18	98	Rob GUIVER	143.7	28	Victor COX	118.4	15	Jonathan HOWARTH	130.1	
19	21	Agoston ROSIVALL	143.4	44	Craig BEGGS	117.9	28	Victor COX	129.8	
20	3	Ben WILSON	142.8	69	Bryan CAMPBELL	117.9	43	Howie MAINWARING	129.8	
21	15	Jonathan HOWARTH	142.8	77	Stephen THOMPSON	117.7	64	Tom CLEGG	129.6	
22	67	James HURRELL	142.5	15	Jonathan HOWARTH	117.5	98	Rob GUIVER	129.6	
23	69	Paul SHOESMITH	142.5	50	Kierran BLAIR	117.5	69	Paul SHOESMITH	129.3	
24	5	Robert KENNEDY	141.9	57	Alan MORETON	117.1	77	Stephen THOMPSON	129.3	
25	44	Steve PARKIN	141.9	74	Rikki OWEN	117.1	44	Craig BEGGS	129.1	
26	57	Alan MORETON	141.6	5	Robert KENNEDY	116.9	74	Rikki OWEN	129.1	
27	18	Kieran CLARKE	140.4	21	Agoston ROSIVALL	116.9	42	Michael ELLIOTT	128.8	
28	42	Michael ELLIOTT	140.4	69	Paul SHOESMITH	116.5	57	Alan MORETON	128.8	
29	77	Stephen THOMPSON	140.4	42	Michael ELLIOTT	115.3	21	Agoston ROSIVALL	128.6	
30	74	Neal GARSIDE	140.1	33	Michael NEEVES	115.1	27	Dan STEWART	128.3	
31	38	Colin YOUNG	138.1	74	Neal GARSIDE	114.5	33	Michael NEEVES	127.8	
32	111	Sandor BITTER	137.2	44	Steve PARKIN	114.1	74	Neal GARSIDE	127.6	
33	23	Derek GULBRANDSEN	135.0	98	Rob GUIVER	113.9	44	Steve PARKIN	126.6	
34	44	Craig BEGGS	134.8	23	Derek GULBRANDSEN	113.7	23	Derek GULBRANDSEN	125.2	
35	71	Phillip CROWE	134.8	111	Sandor BITTER	111.7	38	Colin YOUNG	124.3	
36	33	Michael NEEVES	133.9	71	Phillip CROWE	111.5	111	Sandor BITTER	124.0	
37	74	Rikki OWEN	133.9	38	Colin YOUNG	110.7	71	Phillip CROWE	121.6	

Croft
Circuit Length = 2.1250 miles
Start: 12:31 End: 12:41

Weather / Track : Cloudy / Dry

www.tsl-timing.com

Printed - 12.45 Sunday, 14 September 2008

MCRCB BULLETIN TK083

2008 Henderson Yamaha R1 Cup & Metzeler National Superstock 1000 Championship WARM-UP - BEST SECTOR TIMES

SECTOR 1				SECTOR 2				SECTOR 3				IDEAL / BEST COMPARISON			
POS	NO	NAME	TIME	NO	NAME	TIME	NO	NAME	TIME	POS	NO	NAME	IDEAL	BEST	DIFF
1	10	KIRKHAM	25.161	10	KIRKHAM	35.099	10	KIRKHAM	23.220	1	10	KIRKHAM	1:23.480	1:23.812	0.332
2	19	COATES	25.263	60	HICKMAN	35.142	19	COATES	23.426	2	19	COATES	1:24.147	1:24.396	0.249
3	54	STORRAR	25.375	19	COATES	35.458	54	STORRAR	23.430	3	60	HICKMAN	1:24.335	1:24.335	0.000
4	81	HUTCHINSON	25.398	3	WILSON	35.497	6	JACKSON	23.467	4	3	WILSON	1:24.487	1:24.487	0.000
5	3	WILSON	25.415	6	JACKSON	35.607	3	WILSON	23.575	5	54	STORRAR	1:24.529	1:24.688	0.159
6	60	HICKMAN	25.436	11	WARREN	35.661	18	CLARKE	23.661	6	6	JACKSON	1:24.647	1:24.759	0.112
7	6	JACKSON	25.573	81	HUTCHINSON	35.663	28	COX	23.663	7	81	HUTCHINSON	1:24.945	1:25.271	0.326
8	9	NEILL	25.615	17	BROGAN	35.675	9	NEILL	23.682	8	17	BROGAN	1:25.116	1:25.116	0.000
9	18	CLARKE	25.630	27	STEWART	35.713	34	SEELEY	23.739	9	28	COX	1:25.131	1:25.610	0.479
10	17	BROGAN	25.657	34	SEELEY	35.715	60	HICKMAN	23.757	10	34	SEELEY	1:25.206	1:25.484	0.278
11	50	BLAIR	25.731	28	COX	35.716	17	BROGAN	23.784	11	18	CLARKE	1:25.279	1:25.798	0.519
12	28	COX	25.752	54	STORRAR	35.724	50	BLAIR	23.876	12	11	WARREN	1:25.433	1:25.525	0.092
13	34	SEELEY	25.752	2	MASON	35.742	81	HUTCHINSON	23.884	13	9	NEILL	1:25.481	1:25.813	0.332
14	27	STEWART	25.811	18	CLARKE	35.988	11	WARREN	23.953	14	27	STEWART	1:25.529	1:25.529	0.000
15	2	MASON	25.819	9	NEILL	36.184	27	STEWART	24.005	15	2	MASON	1:25.736	1:26.151	0.415
16	11	WARREN	25.819	43	MAINWARING	36.241	67	HURRELL	24.152	16	50	BLAIR	1:26.030	1:26.410	0.380
17	43	MAINWARING	25.845	15	HOWARTH	36.255	2	MASON	24.175	17	43	MAINWARING	1:26.393	1:26.746	0.353
18	15	HOWARTH	26.018	50	BLAIR	36.423	69	CAMPBELL	24.217	18	15	HOWARTH	1:26.582	1:27.028	0.446
19	67	HURRELL	26.044	77	THOMPSON	36.478	43	MAINWARING	24.307	19	67	HURRELL	1:26.698	1:26.698	0.000
20	69	CAMPBELL	26.244	67	HURRELL	36.502	15	HOWARTH	24.309	20	69	CAMPBELL	1:27.162	1:27.222	0.060
21	64	CLEGG	26.274	64	CLEGG	36.615	64	CLEGG	24.413	21	64	CLEGG	1:27.302	1:27.542	0.240
22	21	ROSIVALL	26.310	21	ROSIVALL	36.641	5	KENNEDY	24.416	22	77	THOMPSON	1:27.392	1:27.470	0.078
23	77	THOMPSON	26.381	69	CAMPBELL	36.701	77	THOMPSON	24.533	23	69	SHOESMITH	1:27.698	1:27.698	0.000
24	69	SHOESMITH	26.383	5	KENNEDY	36.764	69	SHOESMITH	24.551	24	5	KENNEDY	1:27.721	1:28.153	0.432
25	42	ELLIOTT	26.536	69	SHOESMITH	36.764	57	MORETON	24.722	25	21	ROSIVALL	1:27.764	1:27.867	0.103
26	5	KENNEDY	26.541	44	BEGGS	36.913	33	NEEVES	24.743	26	44	BEGGS	1:28.867	1:29.555	0.688
27	33	NEEVES	26.852	57	MORETON	37.213	42	ELLIOTT	24.748	27	42	ELLIOTT	1:28.986	1:29.059	0.073
28	98	GUIVER	26.928	44	PARKIN	37.498	21	ROSIVALL	24.813	28	57	MORETON	1:28.994	1:29.255	0.261
29	44	BEGGS	26.955	33	NEEVES	37.589	44	BEGGS	24.999	29	33	NEEVES	1:29.184	1:29.485	0.301
30	44	PARKIN	27.036	42	ELLIOTT	37.702	44	PARKIN	25.083	30	44	PARKIN	1:29.617	1:30.088	0.471
31	57	MORETON	27.059	98	GUIVER	37.727	98	GUIVER	25.373	31	98	GUIVER	1:30.028	1:30.628	0.600
32	74	OWEN	27.071	38	YOUNG	37.959	71	CROWE	25.399	32	74	OWEN	1:30.487	1:30.487	0.000
33	111	BITTER	27.094	74	OWEN	38.008	74	OWEN	25.408	33	71	CROWE	1:30.710	1:30.762	0.052
34	71	CROWE	27.284	71	CROWE	38.027	74	GARSDIE	25.468	34	38	YOUNG	1:30.835	1:31.262	0.427
35	23	GULBRANDSEN	27.293	23	GULBRANDSEN	38.053	38	YOUNG	25.578	35	23	GULBRANDSEN	1:31.105	1:31.105	0.000
36	38	YOUNG	27.298	74	GARSDIE	38.439	111	BITTER	25.612	36	74	GARSDIE	1:31.357	1:31.357	0.000
37	74	GARSDIE	27.450	111	BITTER	49.316	23	GULBRANDSEN	25.759	37	111	BITTER	1:42.022		
												Perfect Lap	1:23.480		

Croft
Circuit Length = 2.1250 miles
Start: 12:31 End: 12:41

Weather / Track : Cloudy / Dry


www.tsl-timing.com

Printed - 12.45 Sunday, 14 September 2008

MCRCB BULLETIN TK084

2008 Henderson Yamaha R1 Cup

RACE 3 - FINAL GRID

ROW 5				1:32.432 71 Phillip CROWE
ROW 4	1:30.753 74 Neal GARSIDE	1:29.500 33 Michael NEEVES	1:29.208 44 Steve PARKIN	1:28.717 99 Sandor BITTER
ROW 3	1:28.237 5 Robert KENNEDY	1:26.934 69 Paul SHOESMITH	1:26.665 77 Stephen THOMPSON	1:25.959 34 Craig BEGGS
ROW 2	1:25.808 98 Rob GUIVER	1:25.142 11 Sam WARREN	1:24.925 118 Victor COX	1:24.413 14 Alastair SEELEY
ROW 1	1:24.400 2 Gary MASON	1:24.326 19 Adrian COATES	1:23.795 15 Ben WILSON	1:22.485 10 Jon KIRKHAM
Pole				
				

No's 74 & 71 - dispensation given to race

Croft
Circuit Length = 2.1250 miles

Race Director :

Stewards :

Timekeeper :

MCRCB BULLETIN TK105

2008 Henderson Yamaha R1 Cup RACE 3 - CLASSIFICATION

POS	NO	CL	NAME	ENTRY	LAPS	TIME	GAP	DIFF	MPH	BEST	ON
1	10		Jon KIRKHAM	Yamaha - Jon Kirkham Racing	13	18:10.292			91.21	1:22.216	2
2	15		Ben WILSON	Yamaha - Ben-Wilson-Racing.com	13	18:17.525	7.233	7.233	90.61	1:22.962	2
3	118		Victor COX	Yamaha -	13	18:21.554	11.262	4.029	90.28	1:24.028	5
4	14		Alastair SEELEY	Yamaha -	13	18:21.682	11.390	0.128	90.27	1:23.796	4
5	19		Adrian COATES	Yamaha - Stoneyford Concrete	13	18:31.250	20.958	9.568	89.49	1:24.247	4
6	98		Rob GUIVER	Yamaha -	13	18:44.065	33.773	12.815	88.47	1:25.660	5
7	77		Stephen THOMPSON	Yamaha -	13	18:57.440	47.148	13.375	87.43	1:26.622	2
8	69		Paul SHOESMITH	Yamaha - Ice Valley	13	18:58.832	48.540	1.392	87.32	1:26.806	10
9	99		Sandor BITTER	Yamaha -	13	19:25.899	1:15.607	27.067	85.30	1:28.400	2
10	33		Michael NEEVES	Yamaha - Team MCN	13	19:27.487	1:17.195	1.588	85.18	1:28.946	10
11	44		Steve PARKIN	Yamaha - 69 Racing	13	19:28.144	1:17.852	0.657	85.13	1:28.664	2
12	71		Phillip CROWE	Yamaha -	12	18:11.785	1 lap	1 lap	84.08	1:29.571	10
13	74		Neal GARSIDE	Yamaha - Buckingham Group	12	18:14.140	1 lap	2.355	83.90	1:30.253	10

NOT CLASSIFIED

DNF	34		Craig BEGGS	Yamaha -	11	15:52.724	2 laps	1 lap	88.32	1:25.864	10
DNF	5		Robert KENNEDY	Yamaha - PMD Racing	9	13:21.707	4 laps	2 laps	85.88	1:26.834	5
DNF	11		Sam WARREN	Yamaha - Mission Racing	6	8:33.030	7 laps	3 laps	89.46	1:24.390	4

FASTEST LAP

10			Jon KIRKHAM	Yamaha - Jon Kirkham Racing	2	1:22.216			93.04 mph	149.74 kph	
----	--	--	--------------------	-----------------------------	---	----------	--	--	-----------	------------	--

Weather / Track : Cloudy / Dry

These results are provisional until the conclusion of any judicial and technical matters.

Croft
Circuit Length = 2.1250 miles
Start: 14:05 End: 14:25

Race Director :	Stewards :	Timekeeper :
-----------------	------------	--------------

MCRCB BULLETIN TK106

2008 Henderson Yamaha R1 Cup

RACE 3 - LAP CHART

Lap 1			Lap 2			Lap 3			Lap 4			Lap 5		
No	Behind	Laptime	No	Behind	Laptime	No	Behind	Laptime	No	Behind	Laptime	No	Behind	Laptime
10		1:26.482	10		1:22.216	10		1:22.507	10		1:22.948	10		1:22.828
15	0.901	1:27.383	15	1.647	1:22.962	15	2.385	1:23.245	15	2.862	1:23.425	15	3.338	1:23.304
118	1.545	1:28.027	118	3.570	1:24.241	14	5.514	1:24.285	14	6.362	1:23.796	14	7.752	1:24.218
14	1.817	1:28.299	14	3.736	1:24.135	118	5.885	1:24.822	118	7.032	1:24.095	118	8.232	1:24.028
11	2.676	1:29.158	11	4.994	1:24.534	11	7.202	1:24.715	11	8.644	1:24.390	11	10.460	1:24.644
19	2.888	1:29.370	19	5.090	1:24.418	19	7.538	1:24.955	19	8.837	1:24.247	19	10.959	1:24.950
34	3.665	1:30.147	34	7.617	1:26.168	34	11.368	1:26.258	34	14.530	1:26.110	98	17.636	1:25.660
98	4.970	1:31.452	98	8.494	1:25.740	98	11.761	1:25.774	98	14.804	1:25.991	34	18.300	1:26.598
77	5.211	1:31.693	77	9.617	1:26.622	77	14.648	1:27.538	77	18.679	1:26.979	77	22.545	1:26.694
69	5.731	1:32.213	69	10.500	1:26.985	69	15.114	1:27.121	69	19.034	1:26.868	69	23.222	1:27.016
5	5.995	1:32.477	5	11.092	1:27.313	5	15.433	1:26.848	5	19.565	1:27.080	5	23.571	1:26.834
44	7.549	1:34.031	44	13.997	1:28.664	44	20.898	1:29.408	44	26.931	1:28.981	44	33.525	1:29.422
33	7.774	1:34.256	99	14.532	1:28.400	99	21.201	1:29.176	99	27.342	1:29.089	99	33.678	1:29.164
99	8.348	1:34.830	33	14.754	1:29.196	33	21.515	1:29.268	33	27.792	1:29.225	33	34.039	1:29.075
74	9.949	1:36.431	74	18.569	1:30.836	74	27.156	1:31.094	74	34.983	1:30.775	74	42.670	1:30.515
71	10.371	1:36.853	71	18.753	1:30.598	71	27.502	1:31.256	71	35.403	1:30.849	71	42.955	1:30.380

MRCRB BULLETIN TK106

2008 Henderson Yamaha R1 Cup

RACE 3 - LAP CHART

Lap 6			Lap 7			Lap 8			Lap 9			Lap 10		
No	Behind	Laptime	No	Behind	Laptime	No	Behind	Laptime	No	Behind	Laptime	No	Behind	Laptime
10		1:23.384	10		1:23.415	10		1:23.803	10		1:23.587	10		1:23.893
15	3.698	1:23.744	15	4.457	1:24.174	15	5.163	1:24.509	15	6.293	1:24.717	15	7.154	1:24.754
14	8.391	1:24.023	14	9.432	1:24.456	14	10.089	1:24.460	14	10.862	1:24.360	14	11.428	1:24.459
118	9.037	1:24.189	118	10.023	1:24.401	118	10.608	1:24.388	118	11.408	1:24.387	118	12.029	1:24.514
19	12.343	1:24.768	19	13.245	1:24.317	19	14.675	1:25.233	19	16.280	1:25.192	19	17.983	1:25.596
11	12.665	1:25.589	98	22.734	1:26.147	98	25.524	1:26.593	98	28.036	1:26.099	98	29.894	1:25.751
98	20.002	1:25.750	34	24.356	1:26.539	34	27.074	1:26.521	34	29.709	1:26.222	34	31.680	1:25.864
34	21.232	1:26.316	77	30.265	1:27.341	77	34.392	1:27.930	77	38.115	1:27.310	77	41.233	1:27.011
77	26.339	1:27.178	5	30.991	1:27.224	5	34.608	1:27.420	69	38.951	1:27.250	69	41.864	1:26.806
5	27.182	1:26.995	69	31.593	1:27.404	69	35.288	1:27.498	5	50.537	1:39.516 P	99	1:02.948	1:29.106
69	27.604	1:27.766	44	46.193	1:30.254	44	51.933	1:29.543	99	57.735	1:29.010	44	1:03.765	1:28.982
44	39.354	1:29.213	99	46.484	1:30.227	99	52.312	1:29.631	44	58.676	1:30.330	33	1:03.995	1:28.946
99	39.672	1:29.378	33	46.780	1:30.278	33	52.569	1:29.592	33	58.942	1:29.960	71	1:15.635	1:29.571
33	39.917	1:29.262	71	56.637	1:30.025	71	1:02.773	1:29.939	71	1:09.957	1:30.771	74	1:17.203	1:30.253
74	49.659	1:30.373	74	57.175	1:30.931	74	1:03.735	1:30.363	74	1:10.843	1:30.695			
71	50.027	1:30.456												

MCRCB BULLETIN TK106

2008 Henderson Yamaha R1 Cup

RACE 3 - LAP CHART

Lap 11			Lap 12			Lap 13		
No	Behind	Laptime	No	Behind	Laptime	No	Behind	Laptime
10		1:24.213	10		1:24.290	10		1:26.726
15	7.546	1:24.605	15	7.939	1:24.683	71	1 LAP	1:31.331
14	11.718	1:24.503	14	12.192	1:24.764	74	1 LAP	1:31.236
118	12.341	1:24.525	118	12.807	1:24.756	15	7.233	1:26.020
19	19.347	1:25.577	19	21.036	1:25.979	118	11.262	1:25.181
98	31.558	1:25.877	98	33.488	1:26.220	14	11.390	1:25.924
34	33.448	1:25.981	77	46.270	1:26.906	19	20.958	1:26.648
77	43.654	1:26.634	69	47.432	1:26.845	98	33.773	1:27.011
69	44.877	1:27.226	99	1:13.038	1:28.924	77	47.148	1:27.604
99	1:08.404	1:29.669	33	1:14.453	1:29.407	69	48.540	1:27.834
33	1:09.336	1:29.554	44	1:15.199	1:29.783	99	1:15.607	1:29.295
44	1:09.706	1:30.154				33	1:17.195	1:29.468
71	1:21.178	1:29.756				44	1:17.852	1:29.379
74	1:23.628	1:30.638						

MCRCB BULLETIN TK107

2008 Henderson Yamaha R1 Cup RACE 3 - POSITION CHART

No	Name	Laps Pos	Laps													
			1	2	3	4	5	6	7	8	9	10	11	12	13	
10	KIRKHAM	1	10	10	10	10	10	10	10	10	10	10	10	10	10	10
15	WILSON	2	15	15	15	15	15	15	15	15	15	15	15	15	15	15
118	COX	3	118	118	14	14	14	14	14	14	14	14	14	14	14	118
14	SEELEY	4	14	14	118	118	118	118	118	118	118	118	118	118	118	14
11	WARREN	5	11	11	11	11	11	19	19	19	19	19	19	19	19	19
19	COATES	6	19	19	19	19	19	11	98	98	98	98	98	98	98	98
34	BEGGS	7	34	34	34	34	98	98	34	34	34	34	34	34	77	77
98	GUIVER	8	98	98	98	98	34	34	77	77	77	77	77	77	69	69
77	THOMPSON	9	77	77	77	77	77	77	5	5	69	69	69	99	99	99
69	SHOESMITH	10	69	69	69	69	69	5	69	69	5	99	99	33	33	33
5	KENNEDY	11	5	5	5	5	5	69	44	44	99	44	33	44	44	44
44	PARKIN	12	44	44	44	44	44	44	99	99	44	33	44	71		
33	NEEVES	13	33	99	99	99	99	99	33	33	33	71	71	74		
99	BITTER	14	99	33	33	33	33	33	71	71	71	74	74			
74	GARSIDE	15	74	74	74	74	74	74	74	74	74	74				
71	CROWE	16	71	71	71	71	71	71								

MCRCB BULLETIN TK108

2008 Henderson Yamaha R1 Cup

RACE 3 - SECTOR ANALYSIS

5	Robert KENNEDY PMD Racing														
1 -	142.5	36.779	118.1	24.229	130.6	1:32.477	6 -	26.192	142.2	36.564	117.1	24.239	129.3	1:26.995	
2 -	26.487	142.8	36.786	115.7	24.040	130.3	1:27.313	7 -	25.967	144.0	36.524	116.7	24.733	128.6	1:27.224
3 -	26.118	143.1	36.300	117.7	24.430	130.1	1:26.848	8 -	26.273	145.6	36.866	115.5	24.281	130.6	1:27.420
4 -	26.415	139.8	36.519	117.5	24.146	129.1	1:27.080	9 -	31.110	126.4	42.031	106.2	ln		1:39.516 P
5 -	26.185	144.3	36.329	114.9	24.320	129.3	1:26.834								
10	Jon KIRKHAM Jon Kirkham Racing														
1 -		34.512	119.8	22.988	129.6	1:26.482	8 -	25.501	144.0	35.033	119.4	23.269	130.1	1:23.803	
2 -	24.999	144.0	34.293	119.6	22.924	129.8	1:22.216	9 -	25.372	142.8	34.987	119.6	23.228	129.8	1:23.587
3 -	25.023	144.3	34.385	120.3	23.099	129.3	1:22.507	10 -	25.539	142.5	34.971	118.1	23.383	129.8	1:23.893
4 -	25.199	143.4	34.559	119.8	23.190	129.3	1:22.948	11 -	25.659	142.8	35.260	119.8	23.294	129.6	1:24.213
5 -	25.235	143.7	34.572	119.6	23.021	129.3	1:22.828	12 -	25.702	144.0	35.030	119.8	23.558	128.6	1:24.290
6 -	25.464	142.8	34.786	117.9	23.134	129.6	1:23.384	13 -	26.666	142.2	36.160	119.0	23.900	125.2	1:26.726
7 -	25.538	143.1	34.736	119.4	23.141	129.6	1:23.415								
11	Sam WARREN Mission Racing														
1 -	146.2	35.610	120.3	23.657	131.8	1:29.158	4 -	25.369	144.6	35.438	120.9	23.583	130.8	1:24.390	
2 -	25.438	146.8	35.372	119.8	23.724	131.3	1:24.534	5 -	25.561	146.8	35.420	119.8	23.663	131.3	1:24.644
3 -	25.470	146.5	35.594	118.8	23.651	131.6	1:24.715	6 -	25.619	146.5	36.012	119.4	23.958	131.3	1:25.589
14	Alastair SEELEY														
1 -	145.9	35.272	121.4	23.325	131.3	1:28.299	8 -	25.590	144.3	35.683	118.8	23.187	131.3	1:24.460	
2 -	25.520	145.3	35.214	120.7	23.401	132.4	1:24.135	9 -	25.543	142.8	35.552	119.4	23.265	130.8	1:24.360
3 -	25.405	146.5	35.258	120.5	23.622	131.6	1:24.285	10 -	25.703	144.3	35.567	119.0	23.189	131.1	1:24.459
4 -	25.299	144.0	35.151	120.5	23.346	129.3	1:23.796	11 -	25.608	144.0	35.626	116.5	23.269	129.8	1:24.503
5 -	25.627	144.9	35.358	119.4	23.233	131.8	1:24.218	12 -	25.845	144.9	35.684	117.7	23.235	129.8	1:24.764
6 -	25.425	144.3	35.333	118.4	23.265	131.6	1:24.023	13 -	26.009	145.9	35.860	118.6	24.055	124.5	1:25.924
7 -	25.525	144.9	35.563	118.6	23.368	129.8	1:24.456								
15	Ben WILSON Ben-Wilson-Racing.com														
1 -		35.081	120.7	23.182	131.1	1:27.383	8 -	25.354	143.7	35.663	120.3	23.492	130.3	1:24.509	
2 -	25.043	145.3	34.747	119.4	23.172	129.8	1:22.962	9 -	25.487	144.9	35.641	119.0	23.589	130.1	1:24.717
3 -	25.009	145.3	34.942	119.6	23.294	130.1	1:23.245	10 -	25.464	143.4	35.810	117.5	23.480	130.6	1:24.754
4 -	25.117	144.0	35.030	120.7	23.278	130.6	1:23.425	11 -	25.380	143.7	35.799	119.6	23.426	130.1	1:24.605
5 -	25.041	144.9	34.984	120.3	23.279	130.6	1:23.304	12 -	25.280	144.0	35.781	120.5	23.622	129.6	1:24.683
6 -	25.172	144.6	35.243	119.8	23.329	129.6	1:23.744	13 -	25.687	143.1	36.158	119.8	24.175	115.3	1:26.020
7 -	25.368	144.3	35.463	120.5	23.343	130.8	1:24.174								
19	Adrian COATES Stoneyford Concrete														
1 -	145.6	35.687	117.3	23.690	132.4	1:29.370	8 -	25.822	145.3	35.835	119.2	23.576	130.3	1:25.233	
2 -	25.636	146.8	35.115	120.5	23.667	132.9	1:24.418	9 -	25.526	147.5	35.780	119.0	23.886	130.3	1:25.192
3 -	25.772	148.5	35.301	118.6	23.882	131.8	1:24.955	10 -	25.906	145.6	35.740	118.8	23.950	129.8	1:25.596
4 -	25.416	146.5	35.216	118.1	23.615	132.6	1:24.247	11 -	25.818	145.9	35.842	117.1	23.917	130.3	1:25.577
5 -	25.593	148.8	35.347	121.1	24.010	131.1	1:24.950	12 -	25.893	144.6	36.231	117.5	23.855	129.6	1:25.979
6 -	25.775	146.2	35.428	120.7	23.565	130.6	1:24.768	13 -	26.361	144.6	36.195	115.1	24.092	124.7	1:26.648
7 -	25.452	146.8	35.258	119.4	23.607	128.6	1:24.317								
33	Michael NEEVES Team MCN														
1 -	133.7	37.511	115.9	24.460	128.8	1:34.256	8 -	27.023	131.3	37.744	116.3	24.825	128.6	1:29.592	
2 -	26.935	136.7	37.677	116.3	24.584	128.3	1:29.196	9 -	27.022	135.8	37.770	112.0	25.168	127.3	1:29.960
3 -	26.767	133.9	37.561	113.9	24.940	126.1	1:29.268	10 -	26.820	128.8	37.273	115.7	24.853	128.3	1:28.946
4 -	26.984	136.7	37.391	116.7	24.850	125.2	1:29.225	11 -	27.054	135.8	37.627	115.9	24.873	128.1	1:29.554
5 -	26.794	134.8	37.308	115.3	24.973	126.9	1:29.075	12 -	27.089	134.8	37.650	114.1	24.668	125.2	1:29.407
6 -	26.967	133.7	37.427	114.5	24.868	126.1	1:29.262	13 -	26.830	135.8	37.574	114.5	25.064	119.6	1:29.468
7 -	26.948	133.9	38.397	114.9	24.933	127.3	1:30.278								
34	Craig BEGGS														
1 -	145.6	35.933	118.1	23.903	131.1	1:30.147	7 -	26.022	143.7	36.379	119.6	24.138	129.8	1:26.539	
2 -	26.277	144.6	35.890	119.6	24.001	130.8	1:26.168	8 -	26.126	144.3	36.297	118.8	24.098	129.8	1:26.521
3 -	26.204	140.4	36.045	118.4	24.009	129.3	1:26.258	9 -	26.118	143.1	36.044	118.4	24.060	129.8	1:26.222
4 -	26.023	144.3	36.132	120.5	23.955	129.6	1:26.110	10 -	25.916	144.3	36.002	117.7	23.946	129.3	1:25.864
5 -	26.102	143.1	36.454	119.2	24.042	129.8	1:26.598	11 -	25.984	142.5	35.942	119.4	24.055	130.1	1:25.981

Croft
Circuit Length = 2.1250 miles
Start: 14:05 End: 14:25

Weather / Track : Cloudy / Dry

MCRCB BULLETIN TK108

2008 Henderson Yamaha R1 Cup RACE 3 - SECTOR ANALYSIS

118 Victor COX															
1 -			35.221	119.2	23.518	129.1	1:28.027	8 -	25.439	144.6	35.408	118.4	23.541	129.6	1:24.388
2 -	25.517	144.0	35.248	119.4	23.476	129.3	1:24.241	9 -	25.519	144.6	35.409	118.1	23.459	129.6	1:24.387
3 -	25.388	144.0	35.318	116.3	24.116	129.1	1:24.822	10 -	25.527	144.0	35.402	118.6	23.585	128.6	1:24.514
4 -	25.389	144.0	35.095	120.3	23.611	128.3	1:24.095	11 -	25.517	142.8	35.402	118.4	23.606	128.6	1:24.525
5 -	25.384	143.7	35.141	120.9	23.503	128.8	1:24.028	12 -	25.615	143.4	35.611	117.9	23.530	129.1	1:24.756
6 -	25.466	143.7	35.199	119.0	23.524	128.6	1:24.189	13 -	25.552	144.3	35.827	120.1	23.802	127.3	1:25.181
7 -	25.636	143.7	35.264	119.0	23.501	129.6	1:24.401								

MCRCB BULLETIN TK109

2008 Henderson Yamaha R1 Cup RACE 3 - SPEED TRAPS

SECTOR 1				SECTOR 2			FINISH LINE			
POS	NO	NAME	MPH	NO	NAME	MPH	NO	NAME	MPH	
1	19	Adrian COATES	148.8	14	Alastair SEELEY	121.4	19	Adrian COATES	132.9	
2	98	Rob GUIVER	147.8	19	Adrian COATES	121.1	14	Alastair SEELEY	132.4	
3	11	Sam WARREN	147.2	11	Sam WARREN	120.9	11	Sam WARREN	131.8	
4	14	Alastair SEELEY	146.5	118	Victor COX	120.9	98	Rob GUIVER	131.3	
5	15	Ben WILSON	146.5	15	Ben WILSON	120.7	15	Ben WILSON	131.1	
6	118	Victor COX	146.5	34	Craig BEGGS	120.5	34	Craig BEGGS	131.1	
7	5	Robert KENNEDY	145.6	10	Jon KIRKHAM	120.3	5	Robert KENNEDY	130.6	
8	34	Craig BEGGS	145.6	98	Rob GUIVER	120.1	77	Stephen THOMPSON	130.3	
9	10	Jon KIRKHAM	144.3	5	Robert KENNEDY	118.1	10	Jon KIRKHAM	130.1	
10	69	Paul SHOESMITH	143.4	69	Paul SHOESMITH	117.7	69	Paul SHOESMITH	129.8	
11	77	Stephen THOMPSON	143.1	77	Stephen THOMPSON	117.3	118	Victor COX	129.6	
12	44	Steve PARKIN	141.6	33	Michael NEEVES	116.7	33	Michael NEEVES	128.8	
13	74	Neal GARSIDE	141.0	74	Neal GARSIDE	116.1	74	Neal GARSIDE	128.8	
14	99	Sandor BITTER	140.7	44	Steve PARKIN	115.9	44	Steve PARKIN	127.6	
15	71	Phillip CROWE	137.2	99	Sandor BITTER	115.1	99	Sandor BITTER	126.9	
16	33	Michael NEEVES	136.7	71	Phillip CROWE	113.4	71	Phillip CROWE	122.0	

MCRCB BULLETIN TK110

2008 Henderson Yamaha R1 Cup RACE 3 - BEST SECTOR TIMES

SECTOR 1			SECTOR 2			SECTOR 3			IDEAL / BEST COMPARISON						
POS	NO	NAME	TIME	NO	NAME	TIME	NO	NAME	TIME	POS	NO	NAME	IDEAL	BEST	DIFF
1	10	KIRKHAM	24.999	10	KIRKHAM	34.293	10	KIRKHAM	22.924	1	10	KIRKHAM	1:22.216	1:22.216	0.000
2	15	WILSON	25.009	15	WILSON	34.747	15	WILSON	23.172	2	15	WILSON	1:22.928	1:22.962	0.034
3	14	SEELEY	25.299	118	COX	35.095	14	SEELEY	23.187	3	14	SEELEY	1:23.637	1:23.796	0.159
4	11	WARREN	25.369	19	COATES	35.115	118	COX	23.459	4	118	COX	1:23.938	1:24.028	0.090
5	118	COX	25.384	14	SEELEY	35.151	19	COATES	23.565	5	19	COATES	1:24.096	1:24.247	0.151
6	19	COATES	25.416	11	WARREN	35.372	11	WARREN	23.583	6	11	WARREN	1:24.324	1:24.390	0.066
7	98	GUIVER	25.741	34	BEGGS	35.890	98	GUIVER	23.796	7	98	GUIVER	1:25.460	1:25.660	0.200
8	34	BEGGS	25.916	98	GUIVER	35.923	34	BEGGS	23.903	8	34	BEGGS	1:25.709	1:25.864	0.155
9	5	KENNEDY	25.967	77	THOMPSON	36.227	5	KENNEDY	24.040	9	5	KENNEDY	1:26.307	1:26.834	0.527
10	77	THOMPSON	26.054	5	KENNEDY	36.300	77	THOMPSON	24.151	10	77	THOMPSON	1:26.432	1:26.622	0.190
11	69	SHOESMITH	26.081	69	SHOESMITH	36.361	69	SHOESMITH	24.185	11	69	SHOESMITH	1:26.627	1:26.806	0.179
12	99	BITTER	26.512	44	PARKIN	36.904	33	NEEVES	24.460	12	99	BITTER	1:28.173	1:28.400	0.227
13	44	PARKIN	26.607	99	BITTER	37.041	99	BITTER	24.620	13	44	PARKIN	1:28.213	1:28.664	0.451
14	33	NEEVES	26.767	33	NEEVES	37.273	44	PARKIN	24.702	14	33	NEEVES	1:28.500	1:28.946	0.446
15	71	CROWE	26.944	71	CROWE	37.470	71	CROWE	24.897	15	71	CROWE	1:29.311	1:29.571	0.260
16	74	GARSDIE	26.998	74	GARSDIE	37.899	74	GARSDIE	24.966	16	74	GARSDIE	1:29.863	1:30.253	0.390
											Perfect Lap		1:22.216		

MCRCB BULLETIN TK111

2008 Henderson Yamaha R1 Cup RIDERS POINTS AFTER ROUND 10

	TOTAL	20h April Thrupton	5th May Oulton Park	26th May Donington Park - BH Race	26th May Donington Park	15th June Snetterton	29th June Mallory Park	20th July Oulton Park	10th August Knockhill	25th August Cadwell Park	14th September Croft	28th September Silverstone	12th October Brands Hatch - Indy
Jon KIRKHAM	200	25	11	25	25	8	25	25	6	25	25		
Ben WILSON	172		16	20	20	11	20	20	25	20	20		
Sam WARREN	121	10	25	11	10	20	16		16	13			
Gary MASON	121	13	13	10	13	10	10	16	20	16			
Adrian COATES	107	11		16	16	9	8	13	13	10	11		
Jack KENNEDY	86	9	9	8	9	16	13	11	11				
Sean EMMETT	64	20	20	13	11								
Marty NUTT	63	16	10	5	6	13	11		2				
Richard COOPER	50			7	8	25		10					
Stu WILSON	40	4	6	1	2	3	6	9	9				
Shannon ETHERIDGE	38	7	4	6	5	7	9						
Michael NEEVES	34		3		1	4	5	6	7	2	6		
Paul SHOESMITH	34		1				4	8	8	5	8		
James COX	32	8	8	9	7								
Brendan CLARKE	17	3	5	4		5							
Victor COX	16										16		
Robert KENNEDY	15	2				6	7						
Rod LYNN	14	5	2	3	4								
Charlie BISHOP	13	1		2	3			7					
Alastair SEELEY	13										13		
Neil GARSIDE	12					2		4	3		3		
Dan HEGARTY	11									11			
Jimmy STORRAR	10								10				
Rob GUIVER	10										10		
Connor CUMMINS	9									9			
Stephen THOMPSON	9										9		
Darren BELLWORTHY	8									8			
Sandor BITTER	8									1	7		
John INGRAM	7		7										
Mark CRINGLE	7									7			
Phil BEVAN	6	6											
Scott ROWBOTTOM	6									6			
Tony RAINFORD	5							5					
Marti BROWN	5								5				
Steve PARKIN	5										5		
Kyle KENTISH	4								4				
Liam MARCHANT	4									4			
Phillip CROWE	4										4		
Yaron SALINGER	3						3						
Agoston ROSIVALL	3									3			
Pete BRADSHAW	2						2						
Steven CUSICK	1						1						

MCRCB BULLETIN TK112

2008 Henderson Yamaha R1 Cup - Autumn Cup RIDERS POINTS AFTER ROUND 4

	TOTAL	20th July Oulton Park	10th August Knockhill	25th August Cadwell Park	14th September Croft	28th September Silverstone	12th October Brands Hatch - Indy
Ben WILSON	85	20	25	20	20		
Jon KIRKHAM	81	25	6	25	25		
Gary MASON	52	16	20	16			
Adrian COATES	47	13	13	10	11		
Sam WARREN	29		16	13			
Paul SHOESMITH	29	8	8	5	8		
Jack KENNEDY	22	11	11				
Michael NEEVES	21	6	7	2	6		
Stu WILSON	18	9	9				
Victor COX	16				16		
Alastair SEELEY	13				13		
Dan HEGARTY	11			11			
Richard COOPER	10	10					
Jimmy STORRAR	10		10				
Neil GARSIDE	10	4	3		3		
Rob GUIVER	10				10		
Connor CUMMINS	9			9			
Stephen THOMPSON	9				9		
Darren BELLWORTHY	8			8			
Sandor BITTER	8			1	7		
Charlie BISHOP	7	7					
Mark CRINGLE	7			7			
Scott ROWBOTTOM	6			6			
Tony RAINFORD	5	5					
Marti BROWN	5		5				
Steve PARKIN	5				5		
Kyle KENTISH	4		4				
Liam MARCHANT	4			4			
Phillip CROWE	4				4		
Agoston ROSIVALL	3			3			
Marty NUTT	2		2				