



YAMAHA R1 CUP

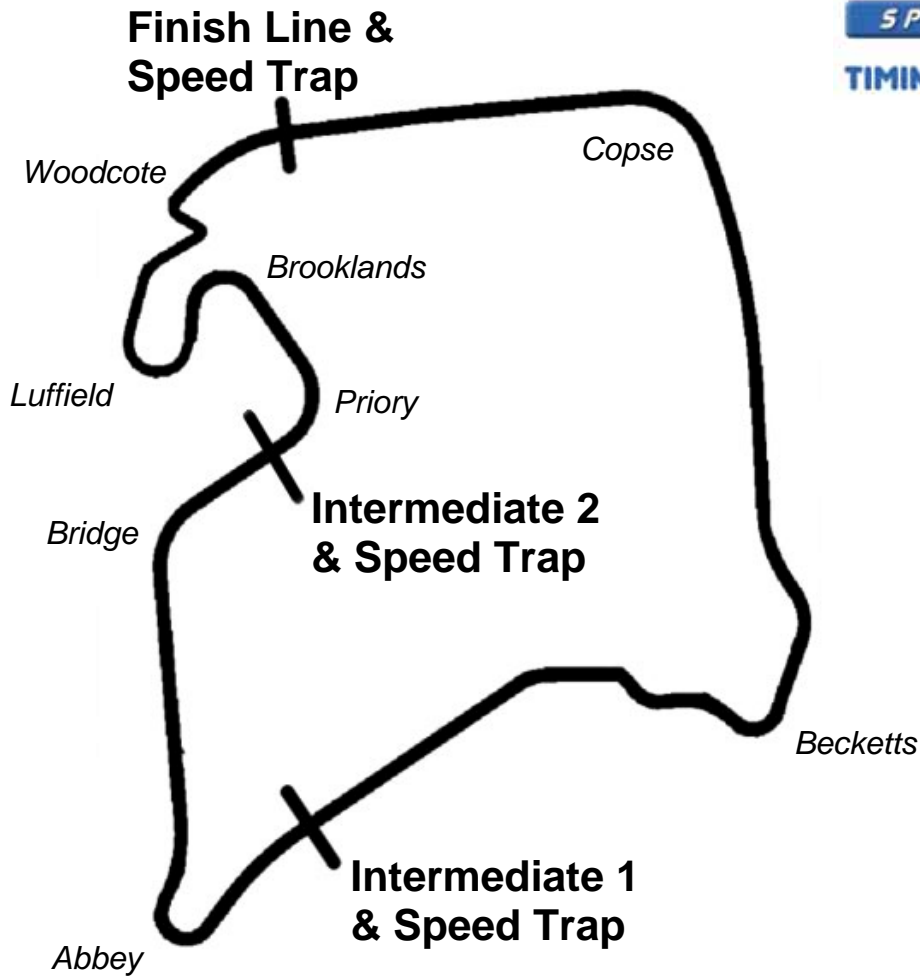
Round 11
Silverstone International

26th - 28th September 2008



Results Provided by Timing Solutions Ltd
www.tsl-timing.com

SILVERSTONE INTERNATIONAL



Circuit Length: 2.2130 miles / 3561.5 metres
 Intermediate 1: 1781 metres
 Intermediate 2: 2801 metres
 Pit In: 3561 metres
 Pit Out: 308 metres after Finish Line
 Pit In – Pit Out: 336 metres, @ 60kph = 20.1 seconds, @ 80kph = 15.1 seconds

Lap Records		Best Sector Information					
		Sector 1	S1 Trap (mph)	Sector 2	S2 Trap (mph)	Sector 3	F/L Trap (mph)
Superbikes	1:25.377	33.491	159.4	20.098	109.5	31.353	139.2
Supersport	1:28.547	35.113	144.9	20.687	104.9	32.116	126.6
Superstock 1000	1:28.276	34.724	151.1	20.773	105.0	32.471	132.8
125GP	1:32.917	37.584	125.4	22.215	102.1	32.638	106.3
Yamaha R1	To Be Est	N/A	N/A	N/A	N/A	N/A	N/A
Superstock 600	To Be Est	N/A	N/A	N/A	N/A	N/A	N/A
KTM 990	1:36.471	38.361	136.4	22.628	96.7	35.076	115.3

MCRCB BULLETIN TK009

2008 Henderson Yamaha R1 Cup FREE PRACTICE 1 - CLASSIFICATION

POS	NO	CL	NAME	ENTRY	TIME	ON	LAPS	GAP	DIFF	MPH
1	10		Jon KIRKHAM	Yamaha - Jon Kirkham Racing	1:30.321	8	9			88.20
2	15		Ben WILSON	Yamaha - Ben-Wilson-Racing.com	1:30.570	8	8	0.249	0.249	87.96
3	118		Richard COOPER	Yamaha - Co-Ordit Racing	1:31.410	7	8	1.089	0.840	87.15
4	11		Sam WARREN	Yamaha - Mission Racing	1:31.833	8	8	1.512	0.423	86.75
5	19		Adrian COATES	Yamaha - Stoneyford Concrete	1:32.291	8	8	1.970	0.458	86.32
6	14		Kieran BLAIR	Yamaha - Unique Racing	1:35.209	7	8	4.888	2.918	83.67
7	77		Stephen THOMPSON	Yamaha -	1:35.484	7	7	5.163	0.275	83.43
8	5		Robert KENNEDY	Yamaha - PMD Racing	1:35.865	5	7	5.544	0.381	83.10
9	3		Daniel BRILL	Yamaha -	1:36.476	7	8	6.155	0.611	82.57
10	69		Paul SHOESMITH	Yamaha - Ice Valley	1:36.710	5	8	6.389	0.234	82.37
11	33		Michael NEEVES	Yamaha - Team MCN	1:37.027	5	7	6.706	0.317	82.10
12	99		Sandor BITTER	Yamaha - Ice Valley Speed Freak	1:38.752	6	8	8.431	1.725	80.67
13	98		Kyle KENTISH	Yamaha - Deadline Racing	1:39.259	5	5	8.938	0.507	80.26
14	2		Andrew MARRIOTT	Yamaha - HCM Electrical	1:39.683	7	8	9.362	0.424	79.92
15	74		Neal GARSIDE	Yamaha - Buckingham Group	1:40.016	7	8	9.695	0.333	79.65
16	34		Tony RAINFORD	Yamaha - Rutter Rainford Racing	1:48.752	5	7	18.431	8.736	73.25

Weather / Track : Cloudy / Dry

These results are provisional until the conclusion of any judicial and technical matters.

Silverstone International
Circuit Length = 2.2130 miles
Start: 10:32 End: 10:48

Race Director :

Stewards :

Timekeeper :

MCRCB BULLETIN TK010

2008 Henderson Yamaha R1 Cup

FREE PRACTICE 1 - SECTOR ANALYSIS

2	Andrew MARRIOTT					HCM Electrical									
1 -	Out 119.0	26.339	78.9	40.430	112.2	1:52.262	5 -	40.321	129.1	24.403	75.6	37.385	118.4	1:42.109	
2 -	42.020	126.6	24.545	82.6	38.313	116.9	1:44.878	6 -	40.819	121.1	24.536	77.6	37.091	117.7	1:42.446
3 -	40.582	130.3	23.902	84.3	37.433	113.9	1:41.917	7 -	39.293	136.7	23.877	82.3	36.513	119.2	1:39.683
4 -	40.613	128.8	24.079	81.0	36.970	118.8	1:41.662	8 -	40.027	121.6	23.803	79.1	36.367	117.1	1:40.197
3	Daniel BRILL														
1 -	Out 119.0	26.381	75.8	40.504	111.5	1:54.039	5 -	38.779	133.4	23.846	83.6	35.574	122.0	1:38.199	
2 -	41.355	134.5	24.753	81.9	39.159	116.3	1:45.267	6 -	39.465	136.4	23.388	88.2	35.638	123.6	1:38.491
3 -	39.237	132.9	24.020	80.9	37.557	120.9	1:40.814	7 -	38.061	134.2	22.776	89.8	35.639	122.7	1:36.476
4 -	39.224	132.6	24.138	86.8	36.631	119.4	1:39.993	8 -	38.383	140.4	22.835	88.1	36.304	125.2	1:37.522
5	Robert KENNEDY					PMD Racing									
1 -	Out 129.6	26.141	74.6	39.564	117.1	1:49.053	5 -	38.145	143.1	22.414	94.4	35.306	117.3	1:35.865	
2 -	42.010	127.8	25.697	81.9	37.185	120.5	1:44.892	6 -	45.553	130.3	22.978	93.1	In	1:45.789 P	
3 -	40.244	139.2	23.544	86.6	36.385	119.4	1:40.173	7 -	Out 140.7	22.699	93.9	35.538	119.0	2:53.449	
4 -	38.864	141.0	23.107	90.9	37.029	115.5	1:39.000								
10	Jon KIRKHAM					Jon Kirkham Racing									
1 -	Out 136.4	23.762	84.0	36.680	121.1	1:40.387	6 -	35.829	144.9	21.495	99.1	33.367	124.7	1:30.691	
2 -	37.556	141.0	22.005	97.8	34.113	123.4	1:33.674	7 -	36.138	145.9	21.427	99.9	33.413	124.5	1:30.978
3 -	36.705	144.0	21.530	93.9	34.035	124.0	1:32.270	8 -	35.816	144.6	21.360	97.0	33.145	125.0	1:30.321
4 -	36.724	144.0	21.557	97.8	34.898	124.0	1:33.179	9 -	36.810	142.8	21.583	96.1	35.448	122.2	1:33.841
5 -	36.560	143.7	21.456	95.6	33.611	124.5	1:31.627								
11	Sam WARREN					Mission Racing									
1 -	Out 102.9	29.701	70.8	41.156	117.5	2:01.874	5 -	36.996	145.3	21.906	100.8	34.509	124.7	1:33.411	
2 -	42.195	125.9	25.609	83.4	36.879	123.6	1:44.683	6 -	36.711	144.0	21.971	96.7	35.388	126.4	1:34.070
3 -	38.864	138.9	23.504	92.3	35.032	124.7	1:37.400	7 -	36.741	144.6	21.982	99.0	34.264	125.2	1:32.987
4 -	37.523	143.4	22.687	94.8	34.754	125.2	1:34.964	8 -	36.414	146.8	21.557	99.1	33.862	125.7	1:31.833
14	Kieran BLAIR					Unique Racing									
1 -	Out 122.9	25.968	77.7	37.553	118.8	1:44.100	5 -	38.332	137.0	23.087	95.3	34.992	121.8	1:36.411	
2 -	39.699	138.9	23.307	88.0	35.849	121.6	1:38.855	6 -	39.082	137.8	22.490	94.4	36.045	119.4	1:37.617
3 -	38.223	139.8	22.766	89.2	34.937	122.5	1:35.926	7 -	38.030	141.3	22.395	93.7	34.784	121.4	1:35.209
4 -	38.402	142.2	22.526	90.8	34.872	121.4	1:35.800	8 -	37.723	139.5	23.953	81.9	37.298	117.5	1:38.974
15	Ben WILSON					Ben-Wilson-Racing.com									
1 -	Out 135.6	24.956	90.9	37.603	121.8	1:50.313	5 -	36.231	145.6	21.572	98.7	33.674	125.4	1:31.477	
2 -	37.446	142.8	25.233	95.9	36.022	125.0	1:38.701	6 -	36.180	145.9	21.473	106.0	34.224	124.3	1:31.877
3 -	36.914	144.0	22.143	96.8	34.254	121.1	1:33.311	7 -	36.421	145.3	21.637	98.0	33.829	125.0	1:31.887
4 -	37.624	143.4	21.743	96.3	34.012	125.4	1:33.379	8 -	35.794	145.3	21.258	98.3	33.518	124.5	1:30.570
19	Adrian COATES					Stoneyford Concrete									
1 -	Out 117.3	27.638	79.0	38.458	122.2	1:52.698	5 -	37.146	141.0	22.416	95.2	35.021	125.4	1:34.583	
2 -	39.155	139.5	24.558	84.6	36.058	124.7	1:39.771	6 -	37.504	144.3	22.010	95.2	34.333	124.3	1:33.847
3 -	37.764	143.1	22.850	85.6	35.602	122.9	1:36.216	7 -	36.493	143.7	22.036	90.7	34.320	125.0	1:32.849
4 -	37.997	142.5	22.631	90.4	35.018	124.7	1:35.646	8 -	36.470	145.6	21.538	95.6	34.283	124.7	1:32.291
33	Michael NEEVES					Team MCN									
1 -	Out 123.4	25.736	82.3	38.863	115.5	1:49.513	5 -	38.594	140.4	22.975	94.0	35.458	122.9	1:37.027	
2 -	40.793	130.1	24.890	79.2	37.910	122.5	1:43.593	6 -	39.223	134.5	23.360	89.6	35.752	120.9	1:38.335
3 -	39.782	130.6	23.672	91.1	36.621	121.6	1:40.075	7 -	39.667	135.6	23.685	89.0	In	1:45.206 P	
4 -	39.182	139.8	23.277	92.1	36.223	121.6	1:38.682								
34	Tony RAINFORD					Rutter Rainford Racing									
1 -	Out 106.2	28.484	72.5	44.574	107.2	2:01.093	5 -	43.812	123.4	25.306	72.2	39.634	115.1	1:48.752	
2 -	48.974	112.8	29.241	72.5	46.196	105.4	2:04.411	6 -	44.127	117.1	25.775	74.5	40.151	112.2	1:50.053
3 -	49.173	113.0	27.407	70.5	41.735	110.7	1:58.315	7 -	49.484	112.0	25.605	71.1	39.843	114.1	1:54.932
4 -	46.281	116.9	26.066	74.0	40.443	109.5	1:52.790								

Silverstone International
Circuit Length = 2.2130 miles
Start: 10:32 End: 10:48

Weather / Track : Cloudy / Dry

MCRCB BULLETIN TK010

2008 Henderson Yamaha R1 Cup

FREE PRACTICE 1 - SECTOR ANALYSIS

69	Paul SHOESMITH												Ice Valley											
1 -	Out	91.3	29.247	63.2	41.452	119.6	1:55.755	5 -	38.346	137.8	23.231	82.8	35.133	123.4	1:36.710									
2 -	39.613	139.8	23.550	79.1	36.331	123.8	1:39.494	6 -	39.155	141.3	22.628	84.8	35.609	120.5	1:37.392									
3 -	38.593	142.5	22.990	82.4	35.912	122.5	1:37.495	7 -	37.896	141.3	23.118	86.6	35.747	120.1	1:36.761									
4 -	38.382	141.0	23.071	85.3	36.820	119.2	1:38.273	8 -	38.200	139.8	23.121	89.6	35.732	122.0	1:37.053									
74	Neal GARSIDE												Buckingham Group											
1 -	Out	128.1	26.490	80.2	41.114	113.2	1:54.744	5 -	39.524	138.1	24.067	84.6	36.796	122.0	1:40.387									
2 -	41.654	133.2	24.901	85.4	38.117	121.1	1:44.672	6 -	39.731	140.7	23.554	85.3	36.893	120.3	1:40.178									
3 -	39.898	137.8	24.136	84.2	36.977	119.0	1:41.011	7 -	39.948	141.9	23.269	86.8	36.799	121.4	1:40.016									
4 -	39.849	142.2	23.773	84.3	37.522	117.5	1:41.144	8 -	40.045	138.4	23.695	86.9	36.427	122.9	1:40.167									
77	Stephen THOMPSON																							
1 -	Out	127.1	27.302	71.2	39.729	116.3	1:52.614	5 -	Out	114.7	24.565	86.1	36.243	122.7	3:34.324									
2 -	41.370	130.3	25.754	71.2	37.699	121.4	1:44.823	6 -	38.107	141.9	22.446	89.2	34.972	122.9	1:35.525									
3 -	39.648	130.6	23.459	86.4	36.645	123.4	1:39.752	7 -	37.320	143.7	22.482	90.8	35.682	124.0	1:35.484									
4 -	38.832	141.6	23.070	94.9	In		1:41.968 P																	
98	Kyle KENTISH												Deadline Racing											
1 -	Out	117.9	27.874	76.4	40.216	110.0	1:57.175	4 -	40.175	139.2	23.816	82.4	36.671	126.4	1:40.662									
2 -	42.840	122.0	25.499	75.9	37.899	111.8	1:46.238	5 -	39.196	129.6	23.742	86.4	36.321	122.5	1:39.259									
3 -	40.897	124.5	24.455	81.0	37.113	119.0	1:42.465																	
99	Sandor BITTER												Ice Valley Speed Freak											
1 -	Out	126.1	26.027	83.2	40.063	100.9	1:54.204	5 -	40.312	134.5	23.782	77.1	36.491	120.5	1:40.585									
2 -	42.131	132.9	24.679	79.4	38.212	117.1	1:45.022	6 -	39.109	138.4	23.352	78.3	36.291	119.6	1:38.752									
3 -	40.491	135.6	23.811	79.2	37.421	118.8	1:41.723	7 -	39.387	138.4	23.775	79.3	36.870	119.2	1:40.032									
4 -	39.597	137.5	24.519	78.0	37.083	119.4	1:41.199	8 -	39.836	135.8	23.941	77.3	37.602	119.8	1:41.379									
118	Richard COOPER												Co-Ordit Racing											
1 -	Out	122.5	24.679	82.3	36.413	122.0	1:43.808	5 -	36.223	146.8	21.542	96.1	34.501	127.8	1:32.266									
2 -	37.803	144.6	22.622	93.6	35.198	125.7	1:35.623	6 -	37.376	145.3	21.594	96.0	33.837	125.9	1:32.807									
3 -	36.557	145.6	21.868	93.9	34.120	127.1	1:32.545	7 -	36.129	146.2	21.428	96.6	33.853	126.1	1:31.410									
4 -	36.291	146.8	21.699	93.9	34.078	127.1	1:32.068	8 -	38.852	87.3	26.809	91.8	34.624	122.2	1:40.285									

MCRCB BULLETIN TK011

2008 Henderson Yamaha R1 Cup FREE PRACTICE 1 - SPEED TRAPS

SECTOR 1				SECTOR 2			FINISH LINE		
POS	NO	NAME	MPH	NO	NAME	MPH	NO	NAME	MPH
1	11	Sam WARREN	146.8	15	Ben WILSON	106.0	118	Richard COOPER	127.8
2	118	Richard COOPER	146.8	11	Sam WARREN	100.8	11	Sam WARREN	126.4
3	10	Jon KIRKHAM	145.9	10	Jon KIRKHAM	99.9	98	Kyle KENTISH	126.4
4	15	Ben WILSON	145.9	118	Richard COOPER	96.6	15	Ben WILSON	125.4
5	19	Adrian COATES	145.6	19	Adrian COATES	95.6	19	Adrian COATES	125.4
6	77	Stephen THOMPSON	143.7	14	Kieran BLAIR	95.3	3	Daniel BRILL	125.2
7	5	Robert KENNEDY	143.1	77	Stephen THOMPSON	94.9	10	Jon KIRKHAM	125.0
8	69	Paul SHOESMITH	142.5	5	Robert KENNEDY	94.4	77	Stephen THOMPSON	124.0
9	14	Kieran BLAIR	142.2	33	Michael NEEVES	94.0	69	Paul SHOESMITH	123.8
10	74	Neal GARSIDE	142.2	3	Daniel BRILL	89.8	33	Michael NEEVES	122.9
11	3	Daniel BRILL	140.4	69	Paul SHOESMITH	89.6	74	Neal GARSIDE	122.9
12	33	Michael NEEVES	140.4	74	Neal GARSIDE	86.9	14	Kieran BLAIR	122.5
13	98	Kyle KENTISH	139.2	98	Kyle KENTISH	86.4	5	Robert KENNEDY	120.5
14	99	Sandor BITTER	138.4	2	Andrew MARRIOTT	84.3	99	Sandor BITTER	120.5
15	2	Andrew MARRIOTT	136.7	99	Sandor BITTER	83.2	2	Andrew MARRIOTT	119.2
16	34	Tony RAINFORD	123.4	34	Tony RAINFORD	74.5	34	Tony RAINFORD	115.1

MCRCB BULLETIN TK012

2008 Henderson Yamaha R1 Cup FREE PRACTICE 1 - BEST SECTOR TIMES

SECTOR 1			SECTOR 2			SECTOR 3			IDEAL / BEST COMPARISON						
POS	NO	NAME	TIME	NO	NAME	TIME	NO	NAME	TIME	POS	NO	NAME	IDEAL	BEST	DIFF
1	15	WILSON	35.794	15	WILSON	21.258	10	KIRKHAM	33.145	1	10	KIRKHAM	1:30.321	1:30.321	0.000
2	10	KIRKHAM	35.816	10	KIRKHAM	21.360	15	WILSON	33.518	2	15	WILSON	1:30.570	1:30.570	0.000
3	118	COOPER	36.129	118	COOPER	21.428	118	COOPER	33.837	3	118	COOPER	1:31.394	1:31.410	0.016
4	11	WARREN	36.414	19	COATES	21.538	11	WARREN	33.862	4	11	WARREN	1:31.833	1:31.833	0.000
5	19	COATES	36.470	11	WARREN	21.557	19	COATES	34.283	5	19	COATES	1:32.291	1:32.291	0.000
6	77	THOMPSON	37.320	14	BLAIR	22.395	14	BLAIR	34.784	6	77	THOMPSON	1:34.738	1:35.484	0.746
7	14	BLAIR	37.723	5	KENNEDY	22.414	77	THOMPSON	34.972	7	14	BLAIR	1:34.902	1:35.209	0.307
8	69	SHOESMITH	37.896	77	THOMPSON	22.446	69	SHOESMITH	35.133	8	69	SHOESMITH	1:35.657	1:36.710	1.053
9	3	BRILL	38.061	69	SHOESMITH	22.628	5	KENNEDY	35.306	9	5	KENNEDY	1:35.865	1:35.865	0.000
10	5	KENNEDY	38.145	3	BRILL	22.776	33	NEEVES	35.458	10	3	BRILL	1:36.411	1:36.476	0.065
11	33	NEEVES	38.594	33	NEEVES	22.975	3	BRILL	35.574	11	33	NEEVES	1:37.027	1:37.027	0.000
12	99	BITTER	39.109	74	GARSDIE	23.269	99	BITTER	36.291	12	99	BITTER	1:38.752	1:38.752	0.000
13	98	KENTISH	39.196	99	BITTER	23.352	98	KENTISH	36.321	13	74	GARSDIE	1:39.220	1:40.016	0.796
14	2	MARRIOTT	39.293	98	KENTISH	23.742	2	MARRIOTT	36.367	14	98	KENTISH	1:39.259	1:39.259	0.000
15	74	GARSDIE	39.524	2	MARRIOTT	23.803	74	GARSDIE	36.427	15	2	MARRIOTT	1:39.463	1:39.683	0.220
16	34	RAINFORD	43.812	34	RAINFORD	25.306	34	RAINFORD	39.634	16	34	RAINFORD	1:48.752	1:48.752	0.000

Perfect Lap	1:30.197
-------------	----------

MCRCB BULLETIN TK035

2008 Henderson Yamaha R1 Cup FREE PRACTICE 2 - CLASSIFICATION

POS	NO	CL	NAME	ENTRY	TIME	ON	LAPS	GAP	DIFF	MPH
1	10		Jon KIRKHAM	Yamaha - Jon Kirkham Racing	1:30.148	9	13			88.37
2	118		Richard COOPER	Yamaha - Co-Ordit Racing	1:30.431	5	11	0.283	0.283	88.09
3	15		Ben WILSON	Yamaha - Ben-Wilson-Racing.com	1:30.581	10	11	0.433	0.150	87.95
4	11		Sam WARREN	Yamaha - Mission Racing	1:31.120	7	13	0.972	0.539	87.43
5	19		Adrian COATES	Yamaha - Stoneyford Concrete	1:31.121	4	13	0.973	0.001	87.43
6	14		Kieran BLAIR	Yamaha - Unique Racing	1:33.179	4	12	3.031	2.058	85.50
7	77		Stephen THOMPSON	Yamaha -	1:33.898	6	11	3.750	0.719	84.84
8	5		Robert KENNEDY	Yamaha - PMD Racing	1:33.929	10	11	3.781	0.031	84.81
9	3		Daniel BRILL	Yamaha -	1:34.085	12	12	3.937	0.156	84.67
10	69		Paul SHOESMITH	Yamaha - Ice Valley	1:34.538	9	12	4.390	0.453	84.27
11	33		Michael NEEVES	Yamaha - Team MCN	1:36.633	5	12	6.485	2.095	82.44
12	98		Kyle KENTISH	Yamaha - Deadline Racing	1:36.863	12	13	6.715	0.230	82.24
13	99		Sandor BITTER	Yamaha - Ice Valley Speed Freak	1:37.684	9	13	7.536	0.821	81.55
14	74		Neal GARSIDE	Yamaha - Buckingham Group	1:38.847	9	12	8.699	1.163	80.59
15	2		Andrew MARRIOTT	Yamaha - HCM Electrical	1:38.992	6	11	8.844	0.145	80.47
16	34		Tony RAINFORD	Yamaha - Rutter Rainford Racing	1:40.270	5	12	10.122	1.278	79.45

Weather / Track : Sunny / Dry

These results are provisional until the conclusion of any judicial and technical matters.

Silverstone International
Circuit Length = 2.2130 miles
Start: 13:37 End: 13:59

Race Director :

Stewards :

Timekeeper :

MCRCB BULLETIN TK036

2008 Henderson Yamaha R1 Cup

FREE PRACTICE 2 - SECTOR ANALYSIS

2	Andrew MARRIOTT											HCM Electrical										
1 -	Out	123.1	25.006	76.3	38.394	117.3	1:47.285	7 -	39.284	130.8	23.381	82.8	36.411	119.4	1:39.076							
2 -	40.632	131.1	23.980	87.2	37.326	117.9	1:41.938	8 -	39.353	134.5	23.147	80.3	36.575	118.6	1:39.075							
3 -	39.247	135.0	23.842	81.8	36.780	118.4	1:39.869	9 -	39.438	133.9	23.255	81.2	In		1:44.165 P							
4 -	39.214	134.2	23.522	83.8	36.787	116.7	1:39.523	10 -	Out	132.4	23.692	82.6	36.616	117.9	3:25.459							
5 -	39.422	130.6	23.587	80.4	36.665	117.7	1:39.674	11 -	39.143	135.8	23.661	81.6	36.654	117.7	1:39.458							
6 -	39.368	133.7	23.427	84.4	36.197	119.0	1:38.992															
3	Daniel BRILL																					
1 -	Out	139.8	23.440	88.1	35.715	122.5	1:36.976	7 -	37.369	139.5	22.021	91.8	35.155	123.8	1:34.545							
2 -	38.162	139.2	22.478	92.6	35.598	122.9	1:36.238	8 -	1:07.707	120.7	24.660	85.7	35.923	122.7	2:08.290							
3 -	37.437	140.7	22.360	93.2	35.561	120.5	1:35.358	9 -	37.426	140.4	22.452	87.3	36.104	119.6	1:35.982							
4 -	37.531	139.8	22.531	91.1	35.066	121.8	1:34.629	10 -	38.558	134.5	23.737	88.5	In		1:42.205 P							
5 -	37.301	140.4	21.981	93.5	34.872	120.7	1:34.154	11 -	Out	143.1	22.339	94.4	34.973	122.5	2:11.479							
6 -	37.331	137.5	23.316	91.7	34.992	122.0	1:35.639	12 -	37.038	141.0	22.280	94.1	34.767	123.1	1:34.085							
5	Robert KENNEDY											PMD Racing										
1 -	Out	137.2	23.508	86.8	36.354	117.9	1:40.823	7 -	37.718	139.8	21.927	95.5	34.802	118.8	1:34.447							
2 -	38.752	139.8	22.061	92.7	34.915	121.1	1:35.728	8 -	38.264	133.7	26.140	85.9	In		1:42.180 P							
3 -	37.547	141.0	21.926	91.4	35.156	120.5	1:34.629	9 -	Out	133.4	23.086	85.6	37.853	120.7	2:50.028							
4 -	37.999	141.3	23.874	89.8	In		1:39.294 P	10 -	37.439	139.2	21.741	94.1	34.749	119.2	1:33.929							
5 -	Out	137.2	22.517	89.1	35.396	119.8	2:56.383	11 -	37.274	143.7	21.731	96.8	35.093	116.5	1:34.098							
6 -	37.680	139.2	21.953	94.7	34.599	119.4	1:34.232															
10	Jon KIRKHAM											Jon Kirkham Racing										
1 -	Out	139.8	22.435	96.3	34.396	123.1	1:32.259	8 -	35.823	144.3	21.368	99.6	33.597	123.8	1:30.788							
2 -	36.186	142.5	21.635	98.8	33.463	124.0	1:31.284	9 -	35.753	144.3	21.229	99.4	33.166	124.7	1:30.148							
3 -	36.003	143.4	21.315	96.4	33.334	124.0	1:30.652	10 -	36.894	143.1	23.212	85.7	45.166	122.9	1:45.272							
4 -	35.615	144.3	21.618	99.0	33.402	123.6	1:30.635	11 -	35.705	144.6	21.120	99.4	33.769	124.3	1:30.594							
5 -	35.655	144.6	21.304	98.3	33.414	123.4	1:30.373	12 -	35.603	144.6	21.292	96.1	33.390	124.5	1:30.285							
6 -	38.830	139.5	22.984	81.7	In		1:37.627 P	13 -	35.748	144.0	21.796	90.2	In		1:36.919 P							
7 -	Out	68.8	33.439	90.7	36.178	124.0	2:55.529															
11	Sam WARREN											Mission Racing										
1 -	Out	133.4	23.890	86.4	36.078	122.9	1:44.672	8 -	1:01.147	23.2	32.299	97.4	33.896	125.7	2:07.342							
2 -	37.284	143.7	21.881	94.9	34.197	123.1	1:33.362	9 -	36.399	144.6	21.150	100.0	33.804	125.9	1:31.353							
3 -	36.825	144.6	21.744	99.1	34.251	123.1	1:32.820	10 -	36.106	144.9	21.723	92.3	35.180	124.5	1:33.009							
4 -	36.380	145.9	21.471	98.4	34.107	125.4	1:31.958	11 -	37.120	144.0	21.694	102.0	34.352	124.7	1:33.166							
5 -	37.894	145.9	21.652	97.8	34.224	124.3	1:33.770	12 -	36.161	144.3	21.551	94.1	34.328	125.7	1:32.040							
6 -	36.795	142.2	21.449	97.8	34.694	124.5	1:32.938	13 -	36.247	143.4	21.387	99.6	33.781	123.8	1:31.415							
7 -	36.113	144.6	21.186	94.4	33.821	125.9	1:31.120															
14	Kieran BLAIR											Unique Racing										
1 -	Out	135.8	22.843	90.0	35.253	120.9	1:34.777	7 -	Out	137.0	22.151	91.1	35.974	123.1	2:51.643							
2 -	37.426	141.6	21.943	98.0	34.659	123.6	1:34.028	8 -	37.297	140.1	21.972	98.7	34.205	122.5	1:33.474							
3 -	37.228	141.6	21.797	96.4	34.179	124.0	1:33.204	9 -	37.174	141.6	22.001	97.7	34.344	123.4	1:33.519							
4 -	37.008	142.5	21.810	96.1	34.361	123.1	1:33.179	10 -	38.921	141.6	22.161	93.2	34.017	121.8	1:35.099							
5 -	37.344	142.5	21.982	94.1	34.624	122.2	1:33.950	11 -	39.410	128.8	22.873	97.7	36.202	120.7	1:38.485							
6 -	37.435	141.6	23.265	89.0	In		1:39.667 P	12 -	37.477	141.6	21.772	104.5	37.212	116.7	1:36.461							
15	Ben WILSON											Ben-Wilson-Racing.com										
1 -	Out	92.1	26.456	90.2	37.637	119.8	1:57.310	7 -	38.966	136.1	22.874	89.6	In		1:39.097 P							
2 -	36.477	143.4	21.959	90.7	34.834	124.3	1:33.270	8 -	Out	94.7	25.258	91.3	35.040	124.3	4:03.163							
3 -	36.147	144.0	21.507	102.1	33.986	124.5	1:31.640	9 -	36.551	142.2	21.337	101.4	33.582	125.2	1:31.470							
4 -	36.011	144.0	21.546	97.3	33.533	124.3	1:31.090	10 -	35.842	143.4	21.143	99.9	33.596	125.7	1:30.581							
5 -	35.792	145.3	21.245	99.1	34.141	125.0	1:31.178	11 -	35.868	144.0	21.205	98.5	33.621	124.7	1:30.694							
6 -	35.956	144.0	21.455	95.9	33.501	124.5	1:30.912															
19	Adrian COATES											Stoneyford Concrete										
1 -	Out	141.9	22.418	87.8	34.208	125.2	1:32.562	8 -	40.632	103.9	29.748	79.0	In		1:49.926 P							
2 -	36.332	145.6	21.779	92.2	33.627	125.9	1:31.738	9 -	Out	144.3	22.425	92.2	34.501	124.0	2:02.501							
3 -	36.213	144.3	21.282	92.6	33.836	125.2	1:31.331	10 -	36.353	145.6	21.871	92.3	34.348	123.8	1:32.572							
4 -	36.065	144.9	21.351	91.4	33.705	124.7	1:31.121	11 -	36.915	145.6	23.551	81.9	36.397	124.7	1:36.863							

Silverstone International
Circuit Length = 2.2130 miles
Start: 13:37 End: 13:59

Weather / Track : Sunny / Dry

MCRCB BULLETIN TK036

2008 Henderson Yamaha R1 Cup

FREE PRACTICE 2 - SECTOR ANALYSIS

5 -	36.639	144.9	21.425	94.8	33.870	125.7	1:31.934	12 -	36.324	145.6	21.572	94.5	33.738	125.0	1:31.634	
6 -	36.198	146.8	21.682	91.3	34.254	124.0	1:32.134	13 -	38.003	138.4	23.465	87.0	35.886	123.6	1:37.354	
7 -	36.362	145.3	21.563	90.0	34.091	124.5	1:32.016									
33	Michael NEEVES							Team MCN								
1 -	Out	125.2	25.100	84.4	36.725	119.4	1:44.176	7 -	Out	133.7	23.654	91.1	35.744	120.7	2:54.911	
2 -	39.381	140.7	23.240	89.0	35.905	120.9	1:38.526	8 -	38.466	139.2	23.040	91.3	35.379	120.7	1:36.885	
3 -	39.286	138.7	23.184	88.8	35.428	119.8	1:37.898	9 -	38.464	139.2	23.145	90.1	36.328	120.9	1:37.937	
4 -	38.803	141.0	22.903	90.3	35.461	119.6	1:37.167	10 -	38.683	135.0	23.158	88.1	35.641	120.1	1:37.482	
5 -	38.652	139.8	22.877	90.6	35.104	119.4	1:36.633	11 -	38.728	137.8	22.953	91.8	35.826	120.5	1:37.507	
6 -	38.306	139.5	23.357	86.6	In		1:41.902 P	12 -	38.642	139.5	23.143	90.8	35.485	121.7	1:37.270	
34	Tony RAINFORD							Rutter Rainford Racing								
1 -	Out	119.4	25.777	70.4	39.091	119.4	1:47.724	7 -	40.482	129.6	23.850	78.1	37.162	118.6	1:41.494	
2 -	41.355	129.8	24.323	78.4	37.503	117.7	1:43.181	8 -	40.067	132.6	24.133	73.9	37.805	117.7	1:42.005	
3 -	40.299	129.8	24.083	81.3	36.988	119.6	1:41.370	9 -	40.286	126.6	24.091	81.5	37.650	115.5	1:42.027	
4 -	39.996	135.0	23.521	81.1	36.983	117.3	1:40.500	10 -	1:03.968	102.9	26.891	71.6	40.225	116.3	2:11.084	
5 -	39.774	132.1	23.609	84.7	36.887	117.7	1:40.270	11 -	40.617	130.1	24.220	74.6	37.125	118.8	1:41.962	
6 -	40.228	131.6	23.749	82.4	37.418	119.0	1:41.395	12 -	40.661	130.1	24.108	76.6	36.770	114.9	1:41.539	
69	Paul SHOESMITH							Ice Valley								
1 -	Out	140.7	23.952	85.2	36.074	123.4	1:38.976	7 -	37.705	141.6	22.437	88.9	35.076	122.0	1:35.218	
2 -	37.691	141.6	22.708	88.0	35.423	121.4	1:35.822	8 -	43.321	92.2	25.527	83.4	36.317	120.5	1:45.165	
3 -	37.594	142.5	22.362	85.1	35.681	119.8	1:35.637	9 -	37.233	142.5	22.294	86.9	35.011	121.4	1:34.538	
4 -	37.563	142.2	22.435	89.7	34.849	121.4	1:34.847	10 -	44.873	91.8	25.936	77.7	37.389	121.6	1:48.198	
5 -	37.371	142.8	22.376	90.4	36.145	96.4	1:35.892	11 -	38.002	140.7	22.602	88.9	35.224	120.9	1:35.828	
6 -	47.352	92.1	26.864	77.1	36.731	120.5	1:50.947	12 -	38.393	137.2	24.121	80.7	In		1:42.741 P	
74	Neal GARSIDE							Buckingham Group								
1 -	Out	135.8	24.657	84.4	37.395	115.9	1:42.967	7 -	39.694	137.8	24.763	81.6	36.671	119.6	1:41.128	
2 -	40.344	137.2	23.615	87.7	37.041	118.6	1:41.000	8 -	40.341	136.1	23.345	89.7	37.063	119.0	1:40.749	
3 -	40.724	141.3	23.462	85.9	36.644	117.3	1:40.830	9 -	39.415	139.2	23.206	83.9	36.226	118.4	1:38.847	
4 -	39.801	138.7	23.657	88.8	36.965	117.1	1:40.423	10 -	39.542	133.9	23.541	85.1	36.871	121.6	1:39.954	
5 -	40.065	140.4	23.592	83.6	36.292	120.9	1:39.949	11 -	39.402	138.1	22.988	88.0	36.555	121.8	1:38.945	
6 -	39.425	140.7	23.086	86.8	36.832	119.4	1:39.343	12 -	39.509	140.1	23.099	85.3	36.495	121.8	1:39.103	
77	Stephen THOMPSON															
1 -	Out	127.8	25.752	86.4	37.420	113.4	1:46.809	7 -	36.960	143.4	22.663	89.5	In		1:37.313 P	
2 -	38.831	139.5	25.382	88.3	36.035	122.9	1:40.248	8 -	Out	141.0	22.317	91.2	36.050	122.7	2:51.591	
3 -	37.912	136.1	24.914	84.8	39.180	121.8	1:42.006	9 -	36.973	142.5	22.322	90.6	34.996	122.0	1:34.291	
4 -	37.276	142.5	24.963	78.5	42.549	113.6	1:44.788	10 -	37.128	141.3	22.172	95.7	34.748	122.0	1:34.048	
5 -	38.158	141.0	22.286	91.6	34.821	123.8	1:35.265	11 -	47.488	132.9	23.397	94.0	In		1:50.392 P	
6 -	36.816	141.9	22.214	88.8	34.868	124.5	1:33.898									
98	Kyle KENTISH							Deadline Racing								
1 -	Out	114.1	25.519	79.1	37.478	115.3	1:44.680	8 -	46.159	113.2	24.321	84.5	36.700	120.1	1:47.180	
2 -	39.733	135.8	24.196	80.3	36.675	121.6	1:40.604	9 -	38.530	140.4	22.818	80.9	36.134	118.4	1:37.482	
3 -	38.931	132.9	23.599	85.7	36.652	119.6	1:39.182	10 -	38.573	133.9	23.253	76.6	36.525	118.1	1:38.351	
4 -	38.350	139.5	23.382	80.1	36.095	115.3	1:37.827	11 -	38.404	138.7	23.106	80.5	36.031	119.6	1:37.541	
5 -	38.615	140.7	23.381	82.6	36.026	115.7	1:38.022	12 -	38.442	138.9	22.814	84.2	35.607	121.6	1:36.863	
6 -	38.604	139.5	23.139	76.9	36.294	123.1	1:38.037	13 -	38.139	140.1	22.955	79.0	36.486	119.0	1:37.580	
7 -	37.984	140.4	23.103	82.3	36.836	119.2	1:37.923									
99	Sandor BITTER							Ice Valley Speed Freak								
1 -	Out	135.0	24.719	79.0	36.680	119.6	1:40.428	8 -	40.453	113.7	25.539	83.4	36.469	120.9	1:42.461	
2 -	39.673	138.4	23.529	83.4	35.976	120.5	1:39.178	9 -	38.499	135.3	23.297	79.0	35.888	120.1	1:37.684	
3 -	39.136	135.8	23.326	79.9	35.990	119.8	1:38.452	10 -	39.116	134.8	23.350	81.9	36.032	120.5	1:38.498	
4 -	38.774	136.4	23.482	84.7	36.293	117.9	1:38.549	11 -	38.846	137.2	23.478	86.4	35.705	122.0	1:38.029	
5 -	38.812	137.0	23.137	86.4	35.879	119.6	1:37.828	12 -	38.556	136.1	23.385	83.5	35.951	120.7	1:37.892	
6 -	38.666	137.8	23.727	83.5	36.222	119.4	1:38.615	13 -	39.577	102.6	27.288	75.0	In		1:52.011 P	
7 -	39.234	137.8	23.111	80.5	35.753	120.9	1:38.098									
118	Richard COOPER							Co-Ordit Racing								
1 -	Out	142.2	22.441	90.4	34.319	126.1	1:34.223	7 -	Out	87.6	30.706	73.7	43.590	126.1	2:46.735	

Silverstone International
Circuit Length = 2.2130 miles
Start: 13:37 End: 13:59

Weather / Track : Sunny / Dry

MCRCB BULLETIN TK036

2008 Henderson Yamaha R1 Cup

FREE PRACTICE 2 - SECTOR ANALYSIS

2 -	36.276	145.6	21.359	96.7	33.532	126.9	1:31.167	8 -	35.950	147.2	21.371	96.4	33.561	127.1	1:30.882
3 -	35.922	146.5	21.274	91.7	33.561	126.9	1:30.757	9 -	35.659	147.2	21.273	96.1	33.519	127.1	1:30.451
4 -	35.931	146.5	21.211	95.7	33.533	126.6	1:30.675	10 -	36.110	141.3	22.398	82.1	In		1:34.209 P
5 -	35.760	147.5	21.302	95.6	33.369	125.2	1:30.431	11 -	Out	134.5	22.667	89.8	35.179	125.4	3:24.135
6 -	40.532	120.7	24.918	81.0	In		1:42.652 P								

MCRCB BULLETIN TK037

2008 Henderson Yamaha R1 Cup FREE PRACTICE 2 - SPEED TRAPS

SECTOR 1				SECTOR 2			FINISH LINE		
POS	NO	NAME	MPH	NO	NAME	MPH	NO	NAME	MPH
1	118	Richard COOPER	147.5	14	Kieran BLAIR	104.5	118	Richard COOPER	127.1
2	19	Adrian COATES	146.8	15	Ben WILSON	102.1	11	Sam WARREN	125.9
3	11	Sam WARREN	145.9	11	Sam WARREN	102.0	19	Adrian COATES	125.9
4	15	Ben WILSON	145.3	10	Jon KIRKHAM	99.6	15	Ben WILSON	125.7
5	10	Jon KIRKHAM	144.6	5	Robert KENNEDY	96.8	10	Jon KIRKHAM	124.7
6	5	Robert KENNEDY	143.7	118	Richard COOPER	96.7	77	Stephen THOMPSON	124.5
7	77	Stephen THOMPSON	143.4	77	Stephen THOMPSON	95.7	14	Kieran BLAIR	124.0
8	3	Daniel BRILL	143.1	19	Adrian COATES	94.8	3	Daniel BRILL	123.8
9	69	Paul SHOESMITH	142.8	3	Daniel BRILL	94.4	69	Paul SHOESMITH	123.4
10	14	Kieran BLAIR	142.5	33	Michael NEEVES	91.8	98	Kyle KENTISH	123.1
11	74	Neal GARSIDE	141.3	69	Paul SHOESMITH	90.4	99	Sandor BITTER	122.0
12	33	Michael NEEVES	141.0	74	Neal GARSIDE	89.7	74	Neal GARSIDE	121.8
13	98	Kyle KENTISH	140.7	2	Andrew MARRIOTT	87.2	5	Robert KENNEDY	121.1
14	99	Sandor BITTER	138.4	99	Sandor BITTER	86.4	33	Michael NEEVES	121.1
15	2	Andrew MARRIOTT	135.8	98	Kyle KENTISH	85.7	34	Tony RAINFORD	119.6
16	34	Tony RAINFORD	135.0	34	Tony RAINFORD	84.7	2	Andrew MARRIOTT	119.4

MCRCB BULLETIN TK038

2008 Henderson Yamaha R1 Cup FREE PRACTICE 2 - BEST SECTOR TIMES

SECTOR 1			SECTOR 2			SECTOR 3			IDEAL / BEST COMPARISON							
POS	NO	NAME	TIME	NO	NAME	TIME	NO	NAME	TIME	POS	NO	NAME	IDEAL	BEST	DIFF	
1	10	KIRKHAM	35.603	10	KIRKHAM	21.120	10	KIRKHAM	33.166	1	10	KIRKHAM	1:29.889	1:30.148	0.259	
2	118	COOPER	35.659	15	WILSON	21.143	118	COOPER	33.369	2	118	COOPER	1:30.239	1:30.431	0.192	
3	15	WILSON	35.792	11	WARREN	21.150	15	WILSON	33.501	3	15	WILSON	1:30.436	1:30.581	0.145	
4	19	COATES	36.065	118	COOPER	21.211	19	COATES	33.627	4	19	COATES	1:30.974	1:31.121	0.147	
5	11	WARREN	36.106	19	COATES	21.282	11	WARREN	33.781	5	11	WARREN	1:31.037	1:31.120	0.083	
6	77	THOMPSON	36.816	5	KENNEDY	21.731	14	BLAIR	34.017	6	14	BLAIR	1:32.797	1:33.179	0.382	
7	14	BLAIR	37.008	14	BLAIR	21.772	5	KENNEDY	34.599	7	5	KENNEDY	1:33.604	1:33.929	0.325	
8	3	BRILL	37.038	3	BRILL	21.981	77	THOMPSON	34.748	8	77	THOMPSON	1:33.736	1:33.898	0.162	
9	69	SHOESMITH	37.233	77	THOMPSON	22.172	3	BRILL	34.767	9	3	BRILL	1:33.786	1:34.085	0.299	
10	5	KENNEDY	37.274	69	SHOESMITH	22.294	69	SHOESMITH	34.849	10	69	SHOESMITH	1:34.376	1:34.538	0.162	
11	98	KENTISH	37.984	98	KENTISH	22.814	33	NEEVES	35.104	11	33	NEEVES	1:36.287	1:36.633	0.346	
12	33	NEEVES	38.306	33	NEEVES	22.877	98	KENTISH	35.607	12	98	KENTISH	1:36.405	1:36.863	0.458	
13	99	BITTER	38.499	74	GARSDIE	22.988	99	BITTER	35.705	13	99	BITTER	1:37.315	1:37.684	0.369	
14	2	MARRIOTT	39.143	99	BITTER	23.111	2	MARRIOTT	36.197	14	2	MARRIOTT	1:38.487	1:38.992	0.505	
15	74	GARSDIE	39.402	2	MARRIOTT	23.147	74	GARSDIE	36.226	15	74	GARSDIE	1:38.616	1:38.847	0.231	
16	34	RAINFORD	39.774	34	RAINFORD	23.521	34	RAINFORD	36.770	16	34	RAINFORD	1:40.065	1:40.270	0.205	
											Perfect Lap		1:29.889			

MCRCB BULLETIN TK072

2008 Henderson Yamaha R1 Cup QUALIFYING - CLASSIFICATION

POS	NO	CL	NAME	ENTRY	TIME	ON	LAPS	GAP	DIFF	MPH
1	10		Jon KIRKHAM	Yamaha - Jon Kirkham Racing	1:28.535	5	15			89.98
2	15		Ben WILSON	Yamaha - Ben-Wilson-Racing.com	1:29.723	5	15	1.188	1.188	88.79
3	11		Sam WARREN	Yamaha - Mission Racing	1:30.039	10	17	1.504	0.316	88.48
4	118		Richard COOPER	Yamaha - Co-Ordit Racing	1:30.300	8	14	1.765	0.261	88.22
5	19		Adrian COATES	Yamaha - Stoneyford Concrete	1:30.526	9	14	1.991	0.226	88.00
6	14		Kieran BLAIR	Yamaha - Unique Racing	1:31.672	8	15	3.137	1.146	86.90
7	77		Stephen THOMPSON	Yamaha -	1:32.597	6	13	4.062	0.925	86.03
8	5		Robert KENNEDY	Yamaha - PMD Racing	1:32.823	9	14	4.288	0.226	85.82
9	3		Daniel BRILL	Yamaha -	1:33.375	13	15	4.840	0.552	85.32
10	69		Paul SHOESMITH	Yamaha - Ice Valley	1:34.208	15	15	5.673	0.833	84.56
11	33		Michael NEEVES	Yamaha - Team MCN	1:35.533	9	15	6.998	1.325	83.39
12	99		Sandor BITTER	Yamaha - Ice Valley Speed Freak	1:35.863	10	13	7.328	0.330	83.10
13	2		Andrew MARRIOTT	Yamaha - HCM Electrical	1:36.754	12	15	8.219	0.891	82.34
14	98		Kyle KENTISH	Yamaha - Deadline Racing	1:36.933	14	14	8.398	0.179	82.18

QUALIFICATION MAXIMA (110% of 1:28.535) = 1:37.388

DNQ	74		Neal GARSIDE	Yamaha - Buckingham Group	1:37.775	15	15	9.240	0.842	81.48
DNQ	34		Tony RAINFORD	Yamaha - Rutter Rainford Racing	1:40.021	13	15	11.486	2.246	79.65

No's 74 & 34 - dispensation to race

Weather / Track : Sunny / Dry

These results are provisional until the conclusion of any judicial and technical matters.

Silverstone International
Circuit Length = 2.2130 miles
Start: 17:25 End: 17:51

Race Director :

Stewards :

Timekeeper :

MCRCB BULLETIN TK073

2008 Henderson Yamaha R1 Cup QUALIFYING - SECTOR ANALYSIS

2		Andrew MARRIOTT										HCM Electrical			
1 -	Out 129.3	24.448	77.6	37.936	119.0	1:42.527	9 -	38.564	139.2	22.996	87.6	36.028	121.1	1:37.588	
2 -	39.745	133.9	24.553	77.0	36.943	120.3	1:41.241	10 -	38.786	135.6	22.826	84.7	36.059	122.7	1:37.671
3 -	39.204	136.1	23.204	76.8	36.338	119.2	1:38.746	11 -	38.436	137.8	22.741	87.0	36.144	122.0	1:37.321
4 -	39.052	139.8	22.929	83.1	35.833	122.7	1:37.814	12 -	38.108	140.4	22.984	77.9	35.662	122.5	1:36.754
5 -	38.746	137.5	23.102	84.4	35.688	119.8	1:37.536	13 -	38.782	140.7	22.956	81.4	35.789	123.7	1:37.527
6 -	38.745	135.8	23.532	79.5	In		1:41.392 P	14 -	38.819	129.8	23.408	78.2	36.140	122.5	1:38.367
7 -	Out 137.8	23.165	84.4	35.668	120.9		2:53.280	15 -	38.233	138.9	22.915	83.9	36.030	121.6	1:37.178
8 -	38.356	139.5	23.389	81.9	36.836	120.9	1:38.581								
3		Daniel BRILL													
1 -	Out 139.8	22.744	88.7	35.160	124.3	1:34.960	9 -	40.595	79.0	30.800	76.3	38.150	123.4	1:49.545	
2 -	37.723	136.1	22.319	92.6	35.030	122.7	1:35.072	10 -	36.922	139.5	29.400	68.3	37.163	123.8	1:43.485
3 -	37.367	133.9	21.928	93.7	34.715	123.4	1:34.010	11 -	36.906	143.1	22.248	93.5	36.104	122.9	1:35.258
4 -	37.251	136.7	22.190	91.6	34.710	122.2	1:34.151	12 -	36.822	141.3	22.168	91.1	34.834	123.1	1:33.824
5 -	37.427	140.4	21.825	94.0	34.548	123.4	1:33.800	13 -	36.871	143.1	21.984	94.0	34.520	122.7	1:33.375
6 -	36.711	141.6	22.063	92.9	43.035	104.5	1:41.809	14 -	37.648	141.9	22.132	90.7	34.343	124.3	1:34.123
7 -	37.416	143.7	22.041	92.9	34.421	123.6	1:33.878	15 -	37.049	142.8	24.127	80.8	In		1:42.007 P
8 -	36.932	140.7	21.906	93.5	34.741	123.1	1:33.579								
5		Robert KENNEDY										PMD Racing			
1 -	Out 133.9	24.823	83.6	38.066	117.1	1:48.364	8 -	Out 119.2	23.477	93.9	35.038	122.7	3:57.037		
2 -	38.882	137.5	22.454	89.4	35.202	120.1	1:36.538	9 -	37.073	139.8	21.561	90.4	34.249	120.3	1:32.823
3 -	38.608	139.8	22.427	94.9	34.529	121.6	1:35.564	10 -	37.289	138.4	21.661	92.8	34.183	118.6	1:33.133
4 -	37.862	139.5	22.271	96.4	34.535	119.4	1:34.668	11 -	37.098	142.2	21.830	90.4	39.931	108.2	1:38.859
5 -	37.415	138.1	21.975	94.0	34.213	115.1	1:33.603	12 -	42.335	137.5	22.393	90.1	34.585	115.7	1:39.313
6 -	37.177	139.8	21.819	93.9	34.875	112.6	1:33.871	13 -	37.425	141.3	21.766	95.6	34.296	116.7	1:33.487
7 -	40.893	95.2	25.647	85.1	In		1:44.441 P	14 -	37.484	142.8	21.493	96.1	34.325	118.8	1:33.302
10		Jon KIRKHAM										Jon Kirkham Racing			
1 -	Out 139.2	22.375	95.5	34.183	124.5	1:32.660	9 -	38.972	138.1	21.503	98.4	33.351	124.7	1:33.826	
2 -	35.589	143.7	21.164	101.1	32.757	125.0	1:29.510	10 -	35.283	145.6	21.058	101.4	33.266	124.5	1:29.607
3 -	35.235	144.9	20.887	101.4	32.660	124.7	1:28.782	11 -	40.506	129.3	25.421	93.5	In		1:41.069 P
4 -	35.370	145.9	20.918	99.0	32.616	125.0	1:28.904	12 -	Out 141.9	21.516	97.8	34.196	123.8	3:48.041	
5 -	35.269	144.9	20.824	100.5	32.442	125.2	1:28.535	13 -	36.847	141.6	21.392	98.5	33.262	124.5	1:31.501
6 -	35.931	140.1	21.588	97.8	34.525	124.0	1:32.044	14 -	35.750	144.3	21.027	102.5	32.919	125.0	1:29.696
7 -	38.049	143.7	21.841	97.3	34.069	124.5	1:33.959	15 -	36.251	143.4	21.093	99.1	33.187	123.8	1:30.531
8 -	35.260	145.6	20.997	100.5	32.730	125.0	1:28.987								
11		Sam WARREN										Mission Racing			
1 -	Out 141.0	22.167	94.7	34.315	125.7	1:33.084	10 -	35.837	145.9	21.075	101.2	33.127	124.3	1:30.039	
2 -	36.199	144.9	21.345	99.6	33.551	120.5	1:31.095	11 -	40.711	141.3	25.859	94.0	33.837	125.0	1:40.407
3 -	36.341	144.9	21.231	100.6	33.529	125.7	1:31.101	12 -	35.885	144.9	26.721	90.6	35.156	125.0	1:37.762
4 -	36.076	145.3	21.073	97.5	33.315	125.4	1:30.464	13 -	35.812	144.0	21.044	101.1	33.431	121.6	1:30.287
5 -	35.783	145.6	21.065	99.0	33.248	126.4	1:30.096	14 -	36.239	144.6	21.086	98.5	33.911	125.0	1:31.236
6 -	35.751	145.3	21.112	98.7	33.690	124.3	1:30.553	15 -	36.028	144.3	21.038	99.9	33.558	125.4	1:30.624
7 -	35.929	144.6	21.190	99.3	34.294	125.2	1:31.413	16 -	36.153	144.0	21.098	100.6	33.411	126.1	1:30.662
8 -	36.285	145.3	21.300	99.6	33.309	125.0	1:30.894	17 -	36.151	144.9	21.032	99.7	33.721	123.1	1:30.904
9 -	36.080	144.3	21.345	98.4	33.399	125.7	1:30.824								
14		Kieran BLAIR										Unique Racing			
1 -	Out 123.4	22.931	94.4	35.422	122.2	1:38.537	9 -	39.450	134.2	23.149	84.1	In		1:41.815 P	
2 -	37.677	140.1	22.166	100.2	34.367	123.1	1:34.210	10 -	Out 140.1	22.116	98.4	34.033	124.0	4:11.038	
3 -	37.022	140.4	21.846	98.8	33.838	123.6	1:32.706	11 -	36.518	142.2	22.376	95.2	33.698	123.6	1:32.592
4 -	36.948	141.3	21.638	98.3	33.785	123.1	1:32.371	12 -	36.940	142.2	21.533	96.7	33.569	123.6	1:32.042
5 -	36.916	141.6	21.661	94.0	33.716	123.4	1:32.293	13 -	36.744	142.8	21.482	98.4	33.856	123.6	1:32.082
6 -	39.904	130.6	22.747	98.3	33.970	123.1	1:36.621	14 -	37.149	143.1	21.588	96.6	33.584	123.6	1:32.321
7 -	36.732	141.9	21.447	100.2	33.513	123.1	1:31.692	15 -	36.850	141.9	24.061	79.7	In		1:44.151 P
8 -	36.692	143.7	21.448	97.0	33.532	124.3	1:31.672								
15		Ben WILSON										Ben-Wilson-Racing.com			
1 -	Out 86.8	28.867	72.5	38.382	124.5	1:58.941	9 -	35.658	144.3	20.983	104.0	33.087	125.2	1:29.728	
2 -	36.054	143.4	21.131	102.0	33.572	125.0	1:30.757	10 -	35.479	144.9	20.955	103.1	33.540	125.2	1:29.974

Silverstone International
Circuit Length = 2.2130 miles
Start: 17:25 End: 17:51

Weather / Track : Sunny / Dry

MCRCB BULLETIN TK073

2008 Henderson Yamaha R1 Cup

QUALIFYING - SECTOR ANALYSIS

3 -	36.504	145.3	21.233	99.3	33.670	125.7	1:31.407	11 -	35.643	144.0	20.973	101.8	33.305	124.5	1:29.921	
4 -	35.707	145.9	21.209	98.4	33.184	125.7	1:30.100	12 -	35.689	144.9	20.964	104.2	33.712	124.0	1:30.365	
5 -	35.577	144.9	21.032	102.1	33.114	126.1	1:29.723	13 -	43.312	119.2	24.327	88.2	38.221	125.2	1:45.860	
6 -	35.741	144.3	21.186	103.9	34.348	125.0	1:31.275	14 -	35.595	145.3	21.186	102.8	40.200	122.7	1:36.981	
7 -	35.641	144.3	21.132	99.4	In		1:30.051 P	15 -	35.951	145.3	21.103	101.2	33.259	125.0	1:30.313	
8 -	Out	60.4	32.126	74.9	36.069	125.2	3:40.607									
19	Adrian COATES							Stoneyford Concrete								
1 -	Out	105.0	25.942	80.2	36.828	125.9	1:46.621	8 -	36.718	143.1	21.571	98.8	33.488	126.1	1:31.777	
2 -	36.417	146.2	23.525	80.6	39.921	125.4	1:39.863	9 -	35.983	145.9	21.230	100.0	33.313	126.1	1:30.526	
3 -	36.098	145.9	21.473	90.3	33.607	126.1	1:31.178	10 -	35.846	146.8	21.188	93.5	34.763	125.9	1:31.797	
4 -	36.108	146.2	21.437	95.9	33.385	126.4	1:30.930	11 -	36.514	146.5	22.017	91.3	34.429	124.5	1:32.960	
5 -	35.995	146.2	21.352	96.1	33.457	125.7	1:30.804	12 -	37.220	142.8	21.703	96.6	33.562	126.1	1:32.485	
6 -	40.716	106.7	26.938	79.1	In		1:46.830 P	13 -	35.947	146.2	21.267	97.4	33.530	125.2	1:30.744	
7 -	Out	102.1	25.525	88.8	35.802	125.0	4:59.865	14 -	36.300	144.6	21.154	99.4	33.818	123.8	1:31.272	
33	Michael NEEVES							Team MCN								
1 -	Out	130.1	24.636	84.8	37.336	118.1	1:43.704	9 -	38.169	140.1	22.474	89.6	34.890	117.9	1:35.533	
2 -	40.313	125.9	24.006	85.1	36.026	120.9	1:40.345	10 -	38.535	140.1	22.811	87.7	34.936	121.8	1:36.282	
3 -	38.714	138.1	22.776	86.7	35.151	122.0	1:36.641	11 -	38.486	138.9	22.523	89.4	34.854	119.6	1:35.863	
4 -	38.273	139.8	22.696	91.1	35.281	119.4	1:36.250	12 -	38.146	138.7	22.641	89.0	34.812	120.5	1:35.599	
5 -	38.619	138.9	22.398	83.9	34.748	121.1	1:35.765	13 -	38.371	137.8	22.558	93.1	35.256	123.4	1:36.185	
6 -	38.335	140.7	22.618	84.0	35.286	120.7	1:36.239	14 -	38.511	138.9	22.625	92.1	34.970	121.4	1:36.106	
7 -	38.616	137.8	22.720	85.8	35.218	120.9	1:36.554	15 -	46.832	83.4	27.088	81.8	39.215	120.5	1:53.135	
8 -	44.296	97.5	26.526	80.8	38.744	121.6	1:49.566									
34	Tony RAINFORD							Rutter Rainford Racing								
1 -	Out	118.4	26.041	70.6	39.861	117.7	1:48.714	9 -	42.936	129.1	24.992	77.9	37.387	117.5	1:45.315	
2 -	42.409	125.9	25.369	75.5	38.776	116.9	1:46.554	10 -	40.965	128.1	24.168	79.4	37.550	118.4	1:42.683	
3 -	41.242	133.4	25.368	79.1	37.948	117.1	1:44.558	11 -	40.972	131.3	23.975	80.1	37.620	118.1	1:42.567	
4 -	41.840	131.1	24.258	78.7	38.015	115.7	1:44.113	12 -	40.976	126.4	24.193	77.0	37.184	113.7	1:42.353	
5 -	41.430	128.3	24.144	78.9	37.396	115.1	1:42.970	13 -	39.752	134.5	23.643	77.3	36.626	118.8	1:40.021	
6 -	40.765	133.4	24.000	77.9	38.155	114.7	1:42.920	14 -	40.060	132.1	23.357	81.6	36.824	113.6	1:40.235	
7 -	41.009	131.3	23.915	78.8	38.058	113.9	1:42.982	15 -	40.391	129.6	23.831	81.3	36.938	114.1	1:41.160	
8 -	41.276	129.1	24.335	78.7	37.490	118.6	1:43.101									
69	Paul SHOESMITH							Ice Valley								
1 -	Out	137.5	23.618	84.1	36.694	122.5	1:39.598	9 -	37.580	142.2	21.999	88.5	34.843	122.7	1:34.422	
2 -	38.593	140.7	22.723	85.1	35.403	124.3	1:36.719	10 -	37.449	141.0	22.135	86.7	34.791	122.7	1:34.375	
3 -	37.971	142.5	22.364	85.2	35.142	123.4	1:35.477	11 -	46.615	64.3	27.719	84.2	36.399	121.4	1:50.733	
4 -	37.959	142.8	22.148	86.3	35.417	119.4	1:35.524	12 -	37.641	141.6	22.159	89.8	34.754	123.4	1:34.554	
5 -	41.401	131.6	23.535	84.2	38.336	115.1	1:43.272	13 -	41.594	127.6	23.759	82.6	36.217	122.5	1:41.570	
6 -	39.482	135.8	25.426	68.6	37.466	122.2	1:42.374	14 -	37.629	142.5	22.082	91.2	34.925	122.9	1:34.636	
7 -	37.868	143.4	21.967	85.6	34.795	122.2	1:34.630	15 -	37.355	142.8	21.965	90.6	34.888	122.5	1:34.208	
8 -	44.755	83.4	27.067	75.8	37.779	121.1	1:49.601									
74	Neal GARSIDE							Buckingham Group								
1 -	Out	125.4	25.251	79.1	38.496	119.0	1:45.228	9 -	39.405	139.8	22.834	88.1	36.478	118.6	1:38.717	
2 -	39.933	138.7	24.197	78.8	37.087	122.2	1:41.217	10 -	39.825	138.9	22.861	89.8	36.793	119.4	1:39.479	
3 -	39.568	138.4	23.283	84.5	36.437	122.7	1:39.288	11 -	40.175	139.8	22.979	89.1	36.179	120.9	1:39.333	
4 -	39.691	139.8	23.732	83.3	36.270	121.1	1:39.693	12 -	39.857	138.9	23.161	89.6	35.916	121.6	1:38.934	
5 -	39.416	139.5	23.417	83.6	36.428	121.8	1:39.261	13 -	39.232	139.5	22.776	84.1	35.971	122.5	1:37.979	
6 -	40.067	137.2	23.330	85.5	36.713	118.6	1:40.110	14 -	39.322	140.1	22.861	86.6	36.170	122.5	1:38.353	
7 -	40.529	136.7	23.368	84.2	36.414	121.1	1:40.311	15 -	39.124	137.8	22.699	84.5	35.952	122.7	1:37.775	
8 -	40.373	138.1	23.089	84.7	36.536	121.1	1:39.998									
77	Stephen THOMPSON															
1 -	Out	127.3	24.449	83.9	37.598	120.1	1:42.252	8 -	Out	118.8	24.402	91.8	35.803	123.8	4:02.163	
2 -	42.445	116.7	33.571	83.6	38.097	124.3	1:54.113	9 -	37.133	142.2	22.106	90.8	34.584	123.4	1:33.823	
3 -	37.376	141.9	22.260	93.7	34.628	124.3	1:34.264	10 -	38.475	134.8	22.532	93.3	In		1:37.342 P	
4 -	38.021	139.5	22.437	97.1	35.652	123.1	1:36.110	11 -	Out	121.4	24.546	88.3	35.171	122.5	3:12.923	
5 -	36.929	137.8	21.874	94.4	34.184	125.0	1:32.987	12 -	37.177	141.9	22.019	91.9	34.649	124.3	1:33.845	
6 -	36.561	143.4	21.818	92.8	34.218	124.5	1:32.597	13 -	37.004	142.2	21.886	95.1	34.134	123.6	1:33.024	
7 -	38.328	137.8	22.660	83.5	In		1:40.713 P									

Silverstone International
Circuit Length = 2.2130 miles
Start: 17:25 End: 17:51

Weather / Track : Sunny / Dry

MCRCB BULLETIN TK073

2008 Henderson Yamaha R1 Cup
QUALIFYING - SECTOR ANALYSIS

98		Kyle KENTISH						Deadline Racing							
1 -	Out	129.6	25.277	80.8	37.841	120.7	1:45.893	8 -	39.174	135.8	23.008	77.2	36.184	120.1	1:38.366
2 -	40.138	127.6	24.630	77.4	36.847	117.3	1:41.615	9 -	38.965	141.3	22.566	79.0	36.393	119.2	1:37.924
3 -	38.911	139.5	23.138	77.7	36.323	120.3	1:38.372	10 -	38.423	139.5	22.824	84.5	36.017	120.7	1:37.264
4 -	38.108	140.7	22.911	79.8	36.298	120.5	1:37.317	11 -	39.123	136.7	23.142	77.3	36.796	119.2	1:39.061
5 -	38.884	137.5	23.056	83.7	35.568	120.7	1:37.508	12 -	38.885	132.1	23.341	82.0	36.328	115.9	1:38.554
6 -	38.621	142.8	24.279	81.2	In		1:40.223 P	13 -	38.834	136.1	23.119	81.0	36.059	120.3	1:38.012
7 -	Out	135.0	23.447	77.3	36.768	121.6	4:07.983	14 -	38.148	140.1	22.862	81.5	35.923	121.6	1:36.933
99		Sandor BITTER						Ice Valley Speed Freak							
1 -	Out	133.4	24.421	83.1	37.329	121.4	1:42.596	8 -	38.148	138.4	23.003	83.6	35.255	119.8	1:36.406
2 -	39.497	136.1	23.073	79.5	35.159	120.7	1:37.729	9 -	38.165	138.7	22.697	85.1	35.092	122.2	1:35.954
3 -	39.069	137.2	22.941	83.5	35.446	120.3	1:37.456	10 -	38.148	138.7	22.748	83.9	34.967	120.5	1:35.863
4 -	38.397	138.1	22.820	80.0	35.113	122.2	1:36.330	11 -	41.264	104.5	27.313	75.2	In		1:52.148 P
5 -	38.451	138.7	23.212	81.3	35.478	121.4	1:37.141	12 -	Out	136.4	23.152	84.5	35.412	120.9	2:40.128
6 -	40.926	101.4	30.921	73.1	In		1:56.703 P	13 -	38.029	138.7	22.928	87.0	34.977	120.7	1:35.934
7 -	Out	133.4	24.204	84.1	35.851	121.4	4:40.411								
118		Richard COOPER						Co-Ordit Racing							
1 -	Out	131.3	24.194	86.1	35.191	126.6	1:39.588	8 -	35.872	145.6	20.985	99.3	33.443	126.6	1:30.300
2 -	36.496	145.9	29.992	67.2	37.487	126.6	1:43.975	9 -	36.480	144.0	21.094	98.3	33.672	126.4	1:31.246
3 -	36.059	146.5	21.100	97.1	33.527	126.4	1:30.686	10 -	35.762	146.8	21.272	97.7	33.693	125.7	1:30.727
4 -	36.786	146.5	21.214	94.9	33.425	127.6	1:31.425	11 -	35.881	146.2	21.088	98.0	33.689	126.6	1:30.658
5 -	35.767	145.9	21.141	97.0	33.452	126.9	1:30.360	12 -	35.872	146.2	21.242	95.3	33.631	126.9	1:30.745
6 -	37.975	140.7	26.353	84.3	In		1:39.762 P	13 -	49.353	85.3	24.400	92.3	33.756	126.9	1:47.509
7 -	Out	52.4	34.077	87.4	35.202	126.4	4:55.075	14 -	35.810	146.8	21.194	97.3	33.365	126.9	1:30.369

MCRCB BULLETIN TK074

2008 Henderson Yamaha R1 Cup QUALIFYING - SPEED TRAPS

SECTOR 1				SECTOR 2			FINISH LINE		
POS	NO	NAME	MPH	NO	NAME	MPH	NO	NAME	MPH
1	19	Adrian COATES	146.8	15	Ben WILSON	104.2	118	Richard COOPER	127.6
2	118	Richard COOPER	146.8	10	Jon KIRKHAM	102.5	11	Sam WARREN	126.4
3	10	Jon KIRKHAM	145.9	11	Sam WARREN	101.2	19	Adrian COATES	126.4
4	11	Sam WARREN	145.9	14	Kieran BLAIR	100.2	15	Ben WILSON	126.1
5	15	Ben WILSON	145.9	19	Adrian COATES	100.0	10	Jon KIRKHAM	125.2
6	3	Daniel BRILL	143.7	118	Richard COOPER	99.3	77	Stephen THOMPSON	125.0
7	69	Paul SHOESMITH	143.4	77	Stephen THOMPSON	97.1	3	Daniel BRILL	124.3
8	77	Stephen THOMPSON	143.4	5	Robert KENNEDY	96.4	14	Kieran BLAIR	124.3
9	14	Kieran BLAIR	143.1	3	Daniel BRILL	94.0	69	Paul SHOESMITH	124.3
10	5	Robert KENNEDY	142.8	33	Michael NEEVES	93.1	33	Michael NEEVES	123.4
11	98	Kyle KENTISH	142.8	69	Paul SHOESMITH	91.2	2	Andrew MARRIOTT	123.1
12	2	Andrew MARRIOTT	140.7	74	Neal GARSIDE	89.8	5	Robert KENNEDY	122.7
13	33	Michael NEEVES	140.7	2	Andrew MARRIOTT	87.6	74	Neal GARSIDE	122.7
14	74	Neal GARSIDE	140.1	99	Sandor BITTER	87.0	99	Sandor BITTER	122.2
15	99	Sandor BITTER	138.7	98	Kyle KENTISH	84.5	98	Kyle KENTISH	121.8
16	34	Tony RAINFORD	134.5	34	Tony RAINFORD	81.6	34	Tony RAINFORD	118.8

Weather / Track : Sunny / Dry

www.tsl-timing.com

Silverstone International
Circuit Length = 2.2130 miles
Start: 17:25 End: 17:51

Printed - 17.53 Saturday, 27 September 2008

MCRCB BULLETIN TK075

2008 Henderson Yamaha R1 Cup QUALIFYING - BEST SECTOR TIMES

SECTOR 1			SECTOR 2			SECTOR 3			IDEAL / BEST COMPARISON						
POS	NO	NAME	TIME	NO	NAME	TIME	NO	NAME	TIME	POS	NO	NAME	IDEAL	BEST	DIFF
1	10	KIRKHAM	35.235	10	KIRKHAM	20.824	10	KIRKHAM	32.442	1	10	KIRKHAM	1:28.501	1:28.535	0.034
2	15	WILSON	35.479	15	WILSON	20.955	15	WILSON	33.087	2	15	WILSON	1:29.521	1:29.723	0.202
3	11	WARREN	35.751	118	COOPER	20.985	11	WARREN	33.127	3	11	WARREN	1:29.910	1:30.039	0.129
4	118	COOPER	35.762	11	WARREN	21.032	19	COATES	33.313	4	118	COOPER	1:30.112	1:30.300	0.188
5	19	COATES	35.846	19	COATES	21.154	118	COOPER	33.365	5	19	COATES	1:30.313	1:30.526	0.213
6	14	BLAIR	36.518	14	BLAIR	21.447	14	BLAIR	33.513	6	14	BLAIR	1:31.478	1:31.672	0.194
7	77	THOMPSON	36.561	5	KENNEDY	21.493	77	THOMPSON	34.134	7	77	THOMPSON	1:32.513	1:32.597	0.084
8	3	BRILL	36.711	77	THOMPSON	21.818	5	KENNEDY	34.183	8	5	KENNEDY	1:32.689	1:32.823	0.134
9	5	KENNEDY	37.013	3	BRILL	21.825	3	BRILL	34.343	9	3	BRILL	1:32.879	1:33.375	0.496
10	69	SHOESMITH	37.355	69	SHOESMITH	21.965	33	NEEVES	34.748	10	69	SHOESMITH	1:34.074	1:34.208	0.134
11	99	BITTER	38.029	33	NEEVES	22.398	69	SHOESMITH	34.754	11	33	NEEVES	1:35.292	1:35.533	0.241
12	2	MARRIOTT	38.108	98	KENTISH	22.566	99	BITTER	34.967	12	99	BITTER	1:35.693	1:35.863	0.170
13	98	KENTISH	38.108	99	BITTER	22.697	98	KENTISH	35.568	13	98	KENTISH	1:36.242	1:36.933	0.691
14	33	NEEVES	38.146	74	GARSDIE	22.699	2	MARRIOTT	35.662	14	2	MARRIOTT	1:36.511	1:36.754	0.243
15	74	GARSDIE	39.124	2	MARRIOTT	22.741	74	GARSDIE	35.916	15	74	GARSDIE	1:37.739	1:37.775	0.036
16	34	RAINFORD	39.752	34	RAINFORD	23.351	34	RAINFORD	36.626	16	34	RAINFORD	1:39.729	1:40.021	0.292
											Perfect Lap		1:28.501		

Weather / Track : Sunny / Dry

www.tsl-timing.com


Silverstone International
Circuit Length = 2.2130 miles
Start: 17:25 End: 17:51

Printed - 17.53 Saturday, 27 September 2008

MCRCB BULLETIN TK076

2008 Henderson Yamaha R1 Cup

RACE 4 - PROVISIONAL GRID

ROW 4	1:40.021 34 Tony RAINFORD	1:37.775 74 Neal GARSIDE	1:36.933 98 Kyle KENTISH	1:36.754 2 Andrew MARRIOTT
ROW 3	1:35.863 99 Sandor BITTER	1:35.533 33 Michael NEEVES	1:34.208 69 Paul SHOESMITH	1:33.375 3 Daniel BRILL
ROW 2	1:32.823 5 Robert KENNEDY	1:32.597 77 Stephen THOMPSON	1:31.672 14 Kieran BLAIR	1:30.526 19 Adrian COATES
ROW 1	1:30.300 118 Richard COOPER	1:30.039 11 Sam WARREN	1:29.723 15 Ben WILSON	1:28.535 10 Jon KIRKHAM
Pole				
				

No's 74 & 34 - dispensation to race

Silverstone International
Circuit Length = 2.2130 miles

These results are provisional until the conclusion of any judicial and technical matters.

Race Director :

Stewards :

Timekeeper :

MCRCB BULLETIN TK093

2008 Henderson Yamaha R1 Cup WARM-UP - CLASSIFICATION

POS	NO	CL	NAME	ENTRY	TIME	ON	LAPS	GAP	DIFF	MPH
1	10		Jon KIRKHAM	Yamaha - Jon Kirkham Racing	1:29.560	4	7			88.95
2	19		Adrian COATES	Yamaha - Stoneyford Concrete	1:30.459	5	7	0.899	0.899	88.07
3	118		Richard COOPER	Yamaha - Co-Ordit Racing	1:30.513	4	7	0.953	0.054	88.01
4	15		Ben WILSON	Yamaha - Ben-Wilson-Racing.com	1:30.594	6	6	1.034	0.081	87.94
5	11		Sam WARREN	Yamaha - Mission Racing	1:31.521	7	7	1.961	0.927	87.04
6	3		Daniel BRILL	Yamaha -	1:32.160	6	7	2.600	0.639	86.44
7	5		Robert KENNEDY	Yamaha - PMD Racing	1:33.347	7	7	3.787	1.187	85.34
8	77		Stephen THOMPSON	Yamaha -	1:33.518	4	6	3.958	0.171	85.19
9	14		Kieran BLAIR	Yamaha - Unique Racing	1:33.985	2	2	4.425	0.467	84.76
10	69		Paul SHOESMITH	Yamaha - Ice Valley	1:34.928	7	7	5.368	0.943	83.92
11	99		Sandor BITTER	Yamaha - Ice Valley Speed Freak	1:35.714	7	7	6.154	0.786	83.23
12	33		Michael NEEVES	Yamaha - Team MCN	1:35.976	5	6	6.416	0.262	83.00
13	98		Kyle KENTISH	Yamaha - Deadline Racing	1:36.214	5	6	6.654	0.238	82.80
14	2		Andrew MARRIOTT	Yamaha - HCM Electrical	1:36.540	5	7	6.980	0.326	82.52
15	74		Neal GARSIDE	Yamaha - Buckingham Group	1:40.270	6	6	10.710	3.730	79.45
16	34		Tony RAINFORD	Yamaha - Rutter Rainford Racing	1:43.732	6	6	14.172	3.462	76.80

Weather / Track : Bright / Dry

These results are provisional until the conclusion of any judicial and technical matters.

Silverstone International
Circuit Length = 2.2130 miles
Start: 09:40 End: 09:51

Race Director :

Stewards :

Timekeeper :

MCRCB BULLETIN TK094

2008 Henderson Yamaha R1 Cup WARM-UP - SECTOR ANALYSIS

2	Andrew MARRIOTT HCM Electrical															
1 -	Out	116.9	25.343	77.8	37.202	120.1	1:44.961	5 -	37.903	139.8	23.127	82.3	35.510	122.2	1:36.540	
2 -		39.530	135.8	23.743	82.3	35.961	122.7	1:39.234	6 -	38.574	140.7	23.293	83.0	36.149	122.7	1:38.016
3 -		39.099	140.1	23.459	78.7	35.468	122.2	1:38.026	7 -	38.434	138.1	23.728	83.2	35.348	122.5	1:37.510
4 -		38.169	138.4	23.345	82.1	35.573	123.1	1:37.087								
3	Daniel BRILL															
1 -	Out	134.5	23.610	92.1	35.609	123.8	1:37.233	5 -	37.522	143.1	21.997	90.2	34.236	124.0	1:33.755	
2 -		37.210	142.8	22.136	93.3	34.335	124.7	1:33.681	6 -	36.506	144.0	21.764	95.7	33.890	123.6	1:32.160
3 -		37.823	141.9	22.443	92.1	35.072	123.8	1:35.338	7 -	36.554	143.1	21.827	92.7	33.981	122.0	1:32.362
4 -		37.537	140.4	22.420	85.7	35.240	120.3	1:35.197								
5	Robert KENNEDY PMD Racing															
1 -	Out	139.8	23.713	90.7	36.257	120.3	1:38.546	5 -	37.321	141.6	22.659	97.8	35.399	119.6	1:35.379	
2 -		37.917	142.2	22.079	98.8	34.480	122.0	1:34.476	6 -	36.896	143.4	21.786	98.1	34.701	119.6	1:33.383
3 -		37.274	140.7	22.052	90.1	35.278	121.8	1:34.604	7 -	36.978	143.4	21.885	95.5	34.484	117.7	1:33.347
4 -		37.528	141.0	22.030	88.9	41.983	118.6	1:41.541								
10	Jon KIRKHAM Jon Kirkham Racing															
1 -	Out	140.4	21.934	96.6	33.944	122.9	1:31.741	5 -	35.548	144.0	21.051	101.1	32.977	123.8	1:29.576	
2 -		35.895	144.0	21.168	99.9	32.965	123.4	1:30.028	6 -	35.546	144.3	21.121	98.8	33.123	123.6	1:29.790
3 -		35.647	144.3	21.074	101.4	32.880	123.8	1:29.601	7 -	35.505	144.9	21.438	100.0	33.021	124.0	1:29.964
4 -		35.604	144.0	21.119	96.6	32.837	123.6	1:29.560								
11	Sam WARREN Mission Racing															
1 -	Out	129.1	24.140	88.5	36.478	122.7	1:43.414	5 -	36.432	144.9	21.603	98.5	34.136	123.6	1:32.171	
2 -		37.232	142.8	21.950	94.8	34.612	124.5	1:33.794	6 -	36.500	144.6	21.476	99.1	33.789	125.0	1:31.765
3 -		40.244	140.7	21.937	97.4	34.530	124.7	1:36.711	7 -	36.180	145.9	21.381	100.3	33.960	125.4	1:31.521
4 -		37.795	143.7	21.803	99.0	34.076	125.4	1:33.674								
14	Kieran BLAIR Unique Racing															
1 -	Out	138.9	22.682	87.5	35.474	119.0	1:35.546	2 -	38.052	145.3	21.867	95.1	34.066	122.7	1:33.985	
15	Ben WILSON Ben-Wilson-Racing.com															
1 -	Out	93.9	24.500	83.4	35.803	124.5	1:52.653	4 -	35.843	143.4	21.392	98.8	33.541	125.7	1:30.776	
2 -		36.620	144.0	21.334	102.0	33.909	124.7	1:31.863	5 -	36.616	145.3	21.205	100.3	33.338	125.0	1:31.159
3 -		36.283	144.6	21.498	96.8	33.557	125.2	1:31.338	6 -	35.682	144.0	21.268	102.0	33.644	125.2	1:30.594
19	Adrian COATES Stoneyford Concrete															
1 -	Out	142.2	22.261	92.6	34.103	122.9	1:32.275	5 -	35.830	146.2	21.347	97.5	33.282	125.0	1:30.459	
2 -		36.280	144.9	21.369	97.8	33.546	125.7	1:31.195	6 -	35.962	146.2	21.370	98.3	33.283	124.5	1:30.615
3 -		36.285	145.6	21.620	94.1	33.501	125.2	1:31.406	7 -	36.071	142.8	22.049	91.4	34.746	120.7	1:32.866
4 -		35.999	145.9	21.426	100.2	33.567	124.3	1:30.992								
33	Michael NEEVES Team MCN															
1 -	Out	120.3	25.362	83.3	37.569	119.2	1:44.002	4 -	38.283	138.7	23.104	92.4	35.039	123.4	1:36.426	
2 -		40.039	135.0	23.478	89.2	35.486	121.6	1:39.003	5 -	37.971	136.4	22.925	92.9	35.080	124.3	1:35.976
3 -		39.211	138.9	22.876	89.2	34.989	122.0	1:37.076	6 -	43.040	87.7	27.833	91.6	38.971	120.3	1:49.844
34	Tony RAINFORD Rutter Rainford Racing															
1 -	Out	111.5	26.339	74.2	39.116	117.3	1:49.479	4 -	41.997	110.9	25.193	75.5	38.173	116.5	1:45.363	
2 -		42.031	121.1	25.343	75.7	38.032	117.5	1:45.406	5 -	41.908	122.2	24.694	80.3	37.540	117.5	1:44.142
3 -		42.710	127.6	24.605	81.0	37.887	118.4	1:45.202	6 -	41.745	121.4	24.568	78.0	37.419	114.7	1:43.732
69	Paul SHOESMITH Ice Valley															
1 -	Out	138.1	23.263	82.8	35.619	123.4	1:35.714	5 -	37.607	141.9	22.556	85.2	34.954	121.8	1:35.117	
2 -		37.921	141.0	22.839	86.0	34.943	123.8	1:35.703	6 -	41.135	96.6	26.807	80.9	36.772	122.9	1:44.714
3 -		37.799	141.6	22.441	87.8	34.967	124.0	1:35.207	7 -	37.741	142.2	22.439	92.2	34.748	122.5	1:34.928
4 -		37.846	141.9	22.392	85.2	35.685	123.1	1:35.923								
74	Neal GARSIDE Buckingham Group															
1 -	Out	118.1	25.623	79.2	38.188	116.1	1:45.953	4 -	40.328	138.1	24.086	82.0	37.345	118.6	1:41.759	

Silverstone International
Circuit Length = 2.2130 miles
Start: 09:40 End: 09:51

Weather / Track : Bright / Dry

MCRCB BULLETIN TK094

2008 Henderson Yamaha R1 Cup WARM-UP - SECTOR ANALYSIS

2 -	40.999	132.6	24.764	77.1	37.151	119.6	1:42.914	5 -	39.880	136.7	23.796	85.5	36.953	120.3	1:40.629
3 -	41.758	134.8	23.959	84.0	37.142	120.7	1:42.859	6 -	39.767	139.5	23.312	86.9	37.191	118.6	1:40.270
77	Stephen THOMPSON														
1 -	Out	123.1	24.256	88.7	36.227	124.5	1:42.573	4 -	37.139	140.7	22.082	90.4	34.297	123.6	1:33.518
2 -	37.542	141.3	22.301	90.8	34.598	124.3	1:34.441	5 -	37.064	143.1	24.106	83.5	In		1:39.497 P
3 -	38.587	141.6	23.242	92.9	34.805	124.0	1:36.634	6 -	Out	141.9	22.349	94.7	35.508	122.0	2:11.201
98	Kyle KENTISH Deadline Racing														
1 -	Out	120.7	25.264	77.8	37.116	117.3	1:45.640	4 -	38.099	132.6	23.216	83.3	35.566	123.6	1:36.881
2 -	38.967	133.2	23.710	78.4	35.570	122.2	1:38.247	5 -	37.868	142.5	23.022	79.1	35.324	124.7	1:36.214
3 -	38.784	138.7	23.334	83.0	35.119	124.7	1:37.237	6 -	38.540	134.8	25.157	84.7	In		1:42.999 P
99	Sandor BITTER Ice Valley Speed Freak														
1 -	Out	125.0	24.751	82.0	36.224	122.0	1:42.667	5 -	38.397	138.4	23.264	83.9	35.254	121.1	1:36.915
2 -	38.695	139.2	23.343	84.1	35.345	121.6	1:37.383	6 -	37.990	140.1	22.947	88.8	35.136	121.4	1:36.073
3 -	41.157	138.1	23.220	88.4	35.290	119.8	1:39.667	7 -	37.870	140.7	23.041	89.5	34.803	121.1	1:35.714
4 -	37.832	138.4	23.295	88.3	34.892	121.6	1:36.019								
118	Richard COOPER Co-Ordit Racing														
1 -	Out	143.7	22.029	89.8	34.138	125.7	1:32.827	5 -	35.785	147.8	22.453	94.5	33.901	126.1	1:32.139
2 -	36.867	145.9	21.432	96.0	33.511	127.1	1:31.810	6 -	35.892	146.8	25.434	81.6	35.333	126.6	1:36.659
3 -	35.914	147.5	21.369	92.1	33.531	126.9	1:30.814	7 -	36.192	145.9	21.374	95.3	33.549	126.4	1:31.115
4 -	35.855	147.5	21.219	95.9	33.439	126.6	1:30.513								

MCRCB BULLETIN TK095

2008 Henderson Yamaha R1 Cup WARM-UP - SPEED TRAPS

SECTOR 1				SECTOR 2			FINISH LINE			
POS	NO	NAME	MPH	NO	NAME	MPH	NO	NAME	MPH	
1	118	Richard COOPER	147.8	15	Ben WILSON	102.0	118	Richard COOPER	127.1	
2	19	Adrian COATES	146.2	10	Jon KIRKHAM	101.4	15	Ben WILSON	125.7	
3	11	Sam WARREN	145.9	11	Sam WARREN	100.3	19	Adrian COATES	125.7	
4	14	Kieran BLAIR	145.3	19	Adrian COATES	100.2	11	Sam WARREN	125.4	
5	15	Ben WILSON	145.3	5	Robert KENNEDY	98.8	3	Daniel BRILL	124.7	
6	10	Jon KIRKHAM	144.9	118	Richard COOPER	96.0	98	Kyle KENTISH	124.7	
7	3	Daniel BRILL	144.0	3	Daniel BRILL	95.7	77	Stephen THOMPSON	124.5	
8	5	Robert KENNEDY	143.4	14	Kieran BLAIR	95.1	33	Michael NEEVES	124.3	
9	77	Stephen THOMPSON	143.1	77	Stephen THOMPSON	94.7	10	Jon KIRKHAM	124.0	
10	98	Kyle KENTISH	142.5	33	Michael NEEVES	92.9	69	Paul SHOESMITH	124.0	
11	69	Paul SHOESMITH	142.2	69	Paul SHOESMITH	92.2	2	Andrew MARRIOTT	123.1	
12	2	Andrew MARRIOTT	140.7	99	Sandor BITTER	89.5	14	Kieran BLAIR	122.7	
13	99	Sandor BITTER	140.7	74	Neal GARSIDE	86.9	5	Robert KENNEDY	122.0	
14	74	Neal GARSIDE	139.5	98	Kyle KENTISH	84.7	99	Sandor BITTER	122.0	
15	33	Michael NEEVES	138.9	2	Andrew MARRIOTT	83.2	74	Neal GARSIDE	120.7	
16	34	Tony RAINFORD	127.6	34	Tony RAINFORD	81.0	34	Tony RAINFORD	118.4	

MCRCB BULLETIN TK096


2008 Henderson Yamaha R1 Cup WARM-UP - BEST SECTOR TIMES

SECTOR 1			SECTOR 2			SECTOR 3			IDEAL / BEST COMPARISON						
POS	NO	NAME	TIME	NO	NAME	TIME	NO	NAME	TIME	POS	NO	NAME	IDEAL	BEST	DIFF
1	10	KIRKHAM	35.505	10	KIRKHAM	21.051	10	KIRKHAM	32.837	1	10	KIRKHAM	1:29.393	1:29.560	0.167
2	15	WILSON	35.682	15	WILSON	21.205	19	COATES	33.282	2	15	WILSON	1:30.225	1:30.594	0.369
3	118	COOPER	35.785	118	COOPER	21.219	15	WILSON	33.338	3	118	COOPER	1:30.443	1:30.513	0.070
4	19	COATES	35.830	19	COATES	21.347	118	COOPER	33.439	4	19	COATES	1:30.459	1:30.459	0.000
5	11	WARREN	36.180	11	WARREN	21.381	11	WARREN	33.789	5	11	WARREN	1:31.350	1:31.521	0.171
6	3	BRILL	36.506	3	BRILL	21.764	3	BRILL	33.890	6	3	BRILL	1:32.160	1:32.160	0.000
7	5	KENNEDY	36.896	5	KENNEDY	21.786	14	BLAIR	34.066	7	5	KENNEDY	1:33.162	1:33.347	0.185
8	77	THOMPSON	37.064	14	BLAIR	21.867	77	THOMPSON	34.297	8	77	THOMPSON	1:33.443	1:33.518	0.075
9	69	SHOESMITH	37.607	77	THOMPSON	22.082	5	KENNEDY	34.480	9	14	BLAIR	1:33.985	1:33.985	0.000
10	99	BITTER	37.832	69	SHOESMITH	22.392	69	SHOESMITH	34.748	10	69	SHOESMITH	1:34.747	1:34.928	0.181
11	98	KENTISH	37.868	33	NEEVES	22.876	99	BITTER	34.803	11	99	BITTER	1:35.582	1:35.714	0.132
12	2	MARRIOTT	37.903	99	BITTER	22.947	33	NEEVES	34.989	12	33	NEEVES	1:35.836	1:35.976	0.140
13	33	NEEVES	37.971	98	KENTISH	23.022	98	KENTISH	35.119	13	98	KENTISH	1:36.009	1:36.214	0.205
14	14	BLAIR	38.052	2	MARRIOTT	23.127	2	MARRIOTT	35.348	14	2	MARRIOTT	1:36.378	1:36.540	0.162
15	74	GARSDIE	39.767	74	GARSDIE	23.312	74	GARSDIE	36.953	15	74	GARSDIE	1:40.032	1:40.270	0.238
16	34	RAINFORD	41.745	34	RAINFORD	24.568	34	RAINFORD	37.419	16	34	RAINFORD	1:43.732	1:43.732	0.000
											Perfect Lap		1:29.393		

MCRCB BULLETIN TK097

2008 Henderson Yamaha R1 Cup

RACE 4 - FINAL GRID

ROW 4	1:40.021 34 Tony RAINFORD	1:37.775 74 Neal GARSIDE	1:36.933 98 Kyle KENTISH	1:36.754 2 Andrew MARRIOTT
ROW 3	1:35.863 99 Sandor BITTER	1:35.533 33 Michael NEEVES	1:34.208 69 Paul SHOESMITH	1:33.375 3 Daniel BRILL
ROW 2	1:32.823 5 Robert KENNEDY	1:32.597 77 Stephen THOMPSON	1:31.672 14 Kieran BLAIR	1:30.526 19 Adrian COATES
ROW 1	1:30.300 118 Richard COOPER	1:30.039 11 Sam WARREN	1:29.723 15 Ben WILSON	1:28.535 10 Jon KIRKHAM
Pole				
				

Silverstone International
Circuit Length = 2.2130 miles

These results are provisional until the conclusion of any judicial and technical matters.

Race Director :

Stewards :

Timekeeper :

MCRCB BULLETIN TK144

2008 Henderson Yamaha R1 Cup RACE 4 - CLASSIFICATION

POS	NO	CL	NAME	ENTRY	LAPS	TIME	GAP	DIFF	MPH	BEST	ON
1	10		Jon KIRKHAM	Yamaha - Jon Kirkham Racing	14	20:51.143			89.14	1:28.497	3
2	15		Ben WILSON	Yamaha - Ben-Wilson-Racing.com	14	20:55.424	4.281	4.281	88.84	1:28.923	3
3	11		Sam WARREN	Yamaha - Mission Racing	14	21:03.582	12.439	8.158	88.26	1:29.411	6
4	118		Richard COOPER	Yamaha - Co-Ordit Racing	14	21:06.822	15.679	3.240	88.04	1:29.685	3
5	14		Kieran BLAIR	Yamaha - Unique Racing	14	21:27.078	35.935	20.256	86.65	1:31.121	4
6	19		Adrian COATES	Yamaha - Stoneyford Concrete	14	21:32.344	41.201	5.266	86.30	1:30.652	5
7	3		Daniel BRILL	Yamaha -	14	21:34.956	43.813	2.612	86.13	1:31.310	11
8	5		Robert KENNEDY	Yamaha - PMD Racing	14	21:55.518	1:04.375	20.562	84.78	1:32.482	7
9	69		Paul SHOESMITH	Yamaha - Ice Valley	14	22:11.761	1:20.618	16.243	83.75	1:33.062	2
10	99		Sandor BITTER	Yamaha - Ice Valley Speed Freak	14	22:22.023	1:30.880	10.262	83.11	1:35.039	3
11	33		Michael NEEVES	Yamaha - Team MCN	14	22:22.518	1:31.375	0.495	83.07	1:35.193	13
12	2		Andrew MARRIOTT	Yamaha - HCM Electrical	13	20:59.180	1 lap	1 lap	82.25	1:35.674	9
13	98		Kyle KENTISH	Yamaha - Deadline Racing	13	20:59.190	1 lap	0.010	82.25	1:35.850	3
14	74		Neal GARSIDE	Yamaha - Buckingham Group	13	21:24.857	1 lap	25.667	80.60	1:37.152	2
NOT CLASSIFIED											
DNF	77		Stephen THOMPSON	Yamaha -	3	4:41.445	11 laps	10 laps	84.92	1:32.793	3
FASTEST LAP											
	10		Jon KIRKHAM	Yamaha - Jon Kirkham Racing	3	1:28.497			90.02 mph	144.87 kph	

Weather / Track : Cloudy / Dry

These results are provisional until the conclusion of any judicial and technical matters.

Silverstone International
Circuit Length = 2.2130 miles
Start: 14:05 End: 14:28

Race Director :	Stewards :	Timekeeper :
-----------------	------------	--------------

MCRCB BULLETIN TK139

2008 Henderson Yamaha R1 Cup

RACE 4 - LAP CHART

Lap 1			Lap 2			Lap 3			Lap 4			Lap 5		
No	Behind	Laptime	No	Behind	Laptime	No	Behind	Laptime	No	Behind	Laptime	No	Behind	Laptime
10		1:30.922	10		1:28.938	10		1:28.497	10		1:28.652	10		1:28.911
15	0.353	1:31.275	15	0.448	1:29.033	15	0.874	1:28.923	15	1.182	1:28.960	15	1.326	1:29.055
118	1.234	1:32.156	118	2.107	1:29.811	118	3.295	1:29.685	118	4.856	1:30.213	118	6.202	1:30.257
14	1.992	1:32.914	11	3.839	1:29.948	11	5.494	1:30.152	11	6.827	1:29.985	11	7.662	1:29.746
19	2.537	1:33.459	14	4.292	1:31.238	14	7.076	1:31.281	14	9.545	1:31.121	14	12.188	1:31.554
11	2.829	1:33.751	5	7.306	1:32.949	5	11.974	1:33.165	5	16.664	1:33.342	3	19.867	1:32.083
5	3.295	1:34.217	77	8.792	1:32.818	3	13.069	1:32.604	3	16.695	1:32.278	5	21.736	1:33.983
77	4.912	1:35.834	3	8.962	1:32.757	77	13.088	1:32.793	69	20.308	1:33.969	69	25.771	1:34.374
3	5.143	1:36.065	69	10.164	1:33.062	69	14.991	1:33.324	19	24.129	1:31.221	19	25.870	1:30.652
69	6.040	1:36.962	99	13.695	1:35.463	99	20.237	1:35.039	99	27.889	1:36.304	99	34.430	1:35.452
99	7.170	1:38.092	33	14.438	1:35.454	33	21.415	1:35.474	33	28.934	1:36.171	33	35.667	1:35.644
33	7.922	1:38.844	98	16.420	1:36.076	19	21.560	1:31.267	98	32.327	1:37.206	98	39.969	1:36.553
98	9.282	1:40.204	2	17.765	1:36.627	98	23.773	1:35.850	2	33.137	1:36.513	2	40.683	1:36.457
2	10.076	1:40.998	19	18.790	1:45.191	2	25.276	1:36.008	74	40.723	1:40.117	74	50.754	1:38.942
74	10.958	1:41.880	74	19.172	1:37.152	74	29.258	1:38.583						

MCRCB BULLETIN TK139

2008 Henderson Yamaha R1 Cup

RACE 4 - LAP CHART

Lap 6			Lap 7			Lap 8			Lap 9			Lap 10		
No	Behind	Laptime	No	Behind	Laptime	No	Behind	Laptime	No	Behind	Laptime	No	Behind	Laptime
10		1:28.927	10		1:28.965	10		1:29.023	10		1:29.231	10		1:29.458
15	1.570	1:29.171	15	1.784	1:29.179	15	2.094	1:29.333	15	2.110	1:29.247	15	2.231	1:29.579
118	7.339	1:30.064	118	8.651	1:30.277	11	10.138	1:29.936	11	10.777	1:29.870	11	11.416	1:30.097
11	8.146	1:29.411	11	9.225	1:30.044	118	10.285	1:30.657	118	11.087	1:30.033	118	11.794	1:30.165
14	15.084	1:31.823	14	17.777	1:31.658	14	20.721	1:31.967	14	23.439	1:31.949	14	26.058	1:32.077
3	23.494	1:32.554	3	26.922	1:32.393	3	30.182	1:32.283	3	33.466	1:32.515	19	35.245	1:31.059
5	26.147	1:33.338	5	29.664	1:32.482	19	31.455	1:30.766	19	33.644	1:31.420	3	36.365	1:32.357
19	27.777	1:30.834	19	29.712	1:30.900	5	33.998	1:33.357	5	37.933	1:33.166	5	42.884	1:34.409
69	31.379	1:34.535	69	37.022	1:34.608	69	42.477	1:34.478	69	48.321	1:35.075	69	53.937	1:35.074
99	41.379	1:35.876	99	48.019	1:35.605	99	54.460	1:35.464	99	1:00.789	1:35.560	99	1:07.608	1:36.277
33	42.245	1:35.505	33	48.902	1:35.622	33	55.242	1:35.363	33	1:01.224	1:35.213	33	1:07.857	1:36.091
98	47.631	1:36.589	98	54.849	1:36.183	98	1:01.950	1:36.124	98	1:08.612	1:35.893	98	1:15.443	1:36.289
2	48.028	1:36.272	2	55.307	1:36.244	2	1:02.609	1:36.325	2	1:09.052	1:35.674	2	1:16.267	1:36.673
74	1:00.482	1:38.655	74	1:10.205	1:38.688	74	1:19.943	1:38.761	74	1:29.037	1:38.325			

MCRCB BULLETIN TK139

2008 Henderson Yamaha R1 Cup

RACE 4 - LAP CHART

Lap 11			Lap 12			Lap 13			Lap 14		
No	Behind	Laptime	No	Behind	Laptime	No	Behind	Laptime	No	Behind	Laptime
10		1:29.448	10		1:29.547	10		1:30.505	10		1:30.119
15	3.165	1:30.382	15	3.447	1:29.829	98	1 LAP	1:37.747	15	4.281	1:31.258
74	1 LAP	1:38.999	11	12.486	1:30.221	2	1 LAP	1:37.781	2	1 LAP	1:37.675
11	11.812	1:29.844	118	14.262	1:31.315	15	3.142	1:30.200	98	1 LAP	1:37.784
118	12.494	1:30.148	74	1 LAP	1:38.804	11	11.875	1:29.894	11	12.439	1:30.683
14	28.629	1:32.019	14	30.995	1:31.913	118	14.664	1:30.907	118	15.679	1:31.134
19	37.262	1:31.465	19	39.304	1:31.589	74	1 LAP	1:37.921	74	1 LAP	1:38.030
3	38.227	1:31.310	3	40.229	1:31.549	14	33.176	1:32.686	14	35.935	1:32.878
5	47.144	1:33.708	5	51.480	1:33.883	19	39.928	1:31.129	19	41.201	1:31.392
69	59.695	1:35.206	69	1:05.994	1:35.846	3	41.517	1:31.793	3	43.813	1:32.415
99	1:14.144	1:35.984	99	1:20.063	1:35.466	5	54.610	1:33.635	5	1:04.375	1:39.884
33	1:14.439	1:36.030	33	1:20.643	1:35.751	69	1:11.334	1:35.845	69	1:20.618	1:39.403
98	1:22.687	1:36.692				99	1:24.996	1:35.438	99	1:30.880	1:36.003
2	1:22.752	1:35.933				33	1:25.331	1:35.193	33	1:31.375	1:36.163

MCRCB BULLETIN TK140

2008 Henderson Yamaha R1 Cup

RACE 4 - POSITION CHART

No	Name	Laps Pos															
			1	2	3	4	5	6	7	8	9	10	11	12	13	14	
10	KIRKHAM	1	10	10	10	10	10	10	10	10	10	10	10	10	10	10	10
15	WILSON	2	15	15	15	15	15	15	15	15	15	15	15	15	15	15	15
118	COOPER	3	118	118	118	118	118	118	118	11	11	11	11	11	11	11	
14	BLAIR	4	14	11	11	11	11	11	11	118	118	118	118	118	118	118	
19	COATES	5	19	14	14	14	14	14	14	14	14	14	14	14	14	14	
11	WARREN	6	11	5	5	5	3	3	3	3	3	19	19	19	19	19	
5	KENNEDY	7	5	77	3	3	5	5	5	19	19	3	3	3	3	3	
77	THOMPSON	8	77	3	77	69	69	19	19	5	5	5	5	5	5	5	
3	BRILL	9	3	69	69	19	19	69	69	69	69	69	69	69	69	69	
69	SHOESMITH	10	69	99	99	99	99	99	99	99	99	99	99	99	99	99	
99	BITTER	11	99	33	33	33	33	33	33	33	33	33	33	33	33	33	
33	NEEVES	12	33	98	19	98	98	98	98	98	98	98	98	98	2	2	
98	KENTISH	13	98	2	98	2	2	2	2	2	2	2	2	2	2	98	
2	MARRIOTT	14	2	19	2	74	74	74	74	74	74	74	74	74	74	74	
74	GARSDIE	15	74	74	74												

MCRCB BULLETIN TK141

2008 Henderson Yamaha R1 Cup

RACE 4 - SECTOR ANALYSIS

2		Andrew MARRIOTT				HCM Electrical									
1 -	133.2	23.257	85.7	35.138	122.9	1:40.998	8 -	38.101	132.4	23.059	87.5	35.165	122.0	1:36.325	
2 -	38.655	139.5	22.768	85.7	35.204	122.2	1:36.627	9 -	37.582	137.8	23.018	84.3	35.074	121.4	1:35.674
3 -	38.514	140.1	22.577	85.5	34.917	123.4	1:36.008	10 -	37.916	138.4	22.769	84.3	35.988	122.5	1:36.673
4 -	38.129	140.7	23.215	84.4	35.169	122.7	1:36.513	11 -	37.654	127.8	23.004	86.3	35.275	122.0	1:35.933
5 -	37.998	140.1	23.006	90.9	35.453	122.5	1:36.457	12 -	38.672	139.8	23.047	87.4	36.062	119.2	1:37.781
6 -	38.083	135.3	23.269	91.2	34.920	122.5	1:36.272	13 -	39.364	125.9	22.821	83.2	35.490	123.1	1:37.675
7 -	38.142	135.3	22.951	89.1	35.151	122.9	1:36.244								
3		Daniel BRILL													
1 -	147.2	22.033	94.7	34.083	125.2	1:36.065	8 -	36.368	143.4	22.019	93.6	33.896	123.8	1:32.283	
2 -	36.376	145.9	22.123	92.1	34.258	124.7	1:32.757	9 -	36.497	144.3	22.137	92.8	33.881	123.6	1:32.515
3 -	36.298	146.2	21.996	97.3	34.310	123.6	1:32.604	10 -	36.581	144.6	21.936	90.3	33.840	122.9	1:32.357
4 -	36.264	143.7	21.736	95.2	34.278	124.7	1:32.278	11 -	36.176	144.9	21.640	91.6	33.494	124.0	1:31.310
5 -	36.383	143.7	21.778	95.2	33.922	125.2	1:32.083	12 -	36.304	144.9	21.607	94.8	33.638	123.6	1:31.549
6 -	36.503	143.7	22.051	96.8	34.000	124.0	1:32.554	13 -	36.089	144.3	21.753	93.1	33.951	120.7	1:31.793
7 -	36.283	143.7	22.228	92.7	33.882	122.7	1:32.393	14 -	36.338	141.0	21.826	95.7	34.251	124.0	1:32.415
5		Robert KENNEDY				PMD Racing									
1 -	144.9	21.457	93.3	33.694	124.5	1:34.217	8 -	36.676	141.6	22.019	91.4	34.662	118.6	1:33.357	
2 -	36.860	141.3	21.544	95.3	34.545	122.0	1:32.949	9 -	37.157	138.9	21.630	95.9	34.379	119.0	1:33.166
3 -	37.123	141.0	21.715	97.7	34.327	121.4	1:33.165	10 -	37.484	140.7	22.333	91.7	34.592	119.6	1:34.409
4 -	37.103	143.1	21.734	93.7	34.505	119.6	1:33.342	11 -	37.128	141.9	22.026	94.5	34.554	118.1	1:33.708
5 -	37.121	142.2	22.697	91.9	34.165	120.7	1:33.983	12 -	37.050	144.9	22.128	95.1	34.705	116.3	1:33.883
6 -	37.315	144.9	21.987	92.6	34.036	121.1	1:33.338	13 -	37.271	142.5	21.884	95.9	34.480	117.1	1:33.635
7 -	36.839	144.6	21.622	98.0	34.021	120.9	1:32.482	14 -	38.545	141.0	23.222	91.2	38.117	92.8	1:39.884
10		Jon KIRKHAM				Jon Kirkham Racing									
1 -	144.9	21.056	98.8	32.740	124.0	1:30.922	8 -	35.410	144.6	20.934	101.7	32.679	124.3	1:29.023	
2 -	35.226	144.9	20.975	99.1	32.737	124.5	1:28.938	9 -	35.460	143.7	21.017	101.2	32.754	123.6	1:29.231
3 -	35.247	144.9	20.815	101.8	32.435	124.5	1:28.497	10 -	35.434	144.3	21.053	99.0	32.971	124.0	1:29.458
4 -	35.215	144.3	20.932	101.2	32.505	123.8	1:28.652	11 -	35.486	144.3	21.062	100.6	32.900	124.0	1:29.448
5 -	35.353	144.6	21.021	102.1	32.537	124.3	1:28.911	12 -	35.573	144.9	21.113	102.1	32.861	124.0	1:29.547
6 -	35.417	144.0	20.949	102.3	32.561	123.6	1:28.927	13 -	35.722	144.6	21.151	100.5	33.632	122.0	1:30.505
7 -	35.380	144.9	20.906	99.1	32.679	124.0	1:28.965	14 -	35.795	144.0	21.177	99.0	33.147	120.3	1:30.119
11		Sam WARREN				Mission Racing									
1 -	146.2	21.352	92.6	33.888	125.4	1:33.751	8 -	35.307	146.2	21.106	103.7	33.523	125.2	1:29.936	
2 -	35.461	145.9	21.106	101.5	33.381	125.2	1:29.948	9 -	35.757	145.9	20.897	102.3	33.216	124.7	1:29.870
3 -	35.946	145.3	20.933	100.0	33.273	125.4	1:30.152	10 -	35.514	145.6	21.104	103.7	33.479	125.0	1:30.097
4 -	35.534	146.5	21.106	97.1	33.345	125.7	1:29.985	11 -	35.630	146.5	20.854	102.0	33.360	125.7	1:29.844
5 -	35.369	146.5	21.086	102.0	33.291	125.4	1:29.746	12 -	35.627	145.9	21.032	100.9	33.562	125.2	1:30.221
6 -	35.423	146.8	21.016	101.4	32.972	125.4	1:29.411	13 -	35.743	146.2	21.074	102.8	33.077	124.5	1:29.894
7 -	35.538	146.8	20.988	99.3	33.518	124.5	1:30.044	14 -	35.882	145.9	21.041	101.4	33.760	123.1	1:30.683
14		Kieran BLAIR				Unique Racing									
1 -	145.6	21.478	96.7	33.306	124.7	1:32.914	8 -	36.590	143.1	21.713	95.9	33.664	123.4	1:31.967	
2 -	36.234	144.3	21.695	101.8	33.309	125.0	1:31.238	9 -	36.759	143.1	21.552	101.4	33.638	122.9	1:31.949
3 -	36.407	144.9	21.531	97.1	33.343	124.3	1:31.281	10 -	36.745	143.4	21.553	97.7	33.779	123.4	1:32.077
4 -	36.350	143.4	21.364	99.3	33.407	123.6	1:31.121	11 -	36.795	142.8	21.647	100.6	33.577	123.1	1:32.019
5 -	36.377	143.7	21.673	100.3	33.504	123.6	1:31.554	12 -	36.593	143.1	21.753	96.3	33.567	123.8	1:31.913
6 -	36.608	143.1	21.708	98.3	33.507	123.1	1:31.823	13 -	36.916	142.2	21.857	95.6	33.913	123.1	1:32.686
7 -	36.630	142.8	21.655	97.3	33.373	123.4	1:31.658	14 -	37.097	142.8	21.823	95.6	33.958	124.0	1:32.878
15		Ben WILSON				Ben-Wilson-Racing.com									
1 -	146.5	20.960	100.9	32.841	125.7	1:31.275	8 -	35.323	144.3	20.976	100.8	33.034	123.6	1:29.333	
2 -	35.386	146.8	20.840	101.2	32.807	124.7	1:29.033	9 -	35.497	144.9	20.949	101.4	32.801	125.7	1:29.247
3 -	35.164	146.2	20.852	101.8	32.907	126.1	1:28.923	10 -	35.355	145.6	21.044	100.8	33.180	124.0	1:29.579
4 -	35.299	145.6	20.930	101.1	32.731	124.5	1:28.960	11 -	36.071	144.3	21.106	100.3	33.205	125.0	1:30.382
5 -	35.393	145.9	20.930	102.3	32.732	125.9	1:29.055	12 -	35.557	145.3	21.147	102.1	33.125	125.9	1:29.829
6 -	35.285	145.9	20.898	103.6	32.988	125.4	1:29.171	13 -	35.691	143.7	21.140	101.1	33.369	125.2	1:30.200
7 -	35.280	145.9	20.944	98.5	32.955	125.0	1:29.179	14 -	36.434	138.7	21.304	102.1	33.520	123.8	1:31.258

Silverstone International
Circuit Length = 2.2130 miles
Start: 14:05 End: 14:28

Weather / Track : Cloudy / Dry

MCRCB BULLETIN TK141

2008 Henderson Yamaha R1 Cup

RACE 4 - SECTOR ANALYSIS

19	Adrian COATES					Stoneyford Concrete									
1 -	<i>147.5</i>	21.482	90.8	33.366	<i>126.6</i>	1:33.459	8 -	35.889	145.6	21.292	93.9	33.585	125.2	1:30.766	
2 -	50.329	144.6	21.473	98.4	33.389	126.4	1:45.191	9 -	35.904	146.2	21.639	90.1	33.877	125.7	1:31.420
3 -	36.561	146.2	21.469	97.0	33.237	125.2	1:31.267	10 -	36.234	145.6	21.302	95.9	33.523	122.7	1:31.059
4 -	36.515	146.2	21.491	92.1	33.215	124.7	1:31.221	11 -	36.230	142.8	21.675	96.3	33.560	124.7	1:31.465
5 -	35.852	<i>147.5</i>	21.232	<i>99.0</i>	33.568	126.4	1:30.652	12 -	36.231	145.9	21.406	94.7	33.952	124.0	1:31.589
6 -	35.971	146.8	21.472	96.0	33.391	125.0	1:30.834	13 -	36.498	145.9	21.334	97.1	33.297	124.0	1:31.129
7 -	35.867	146.5	21.378	95.7	33.655	124.5	1:30.900	14 -	36.097	145.9	21.551	95.6	33.744	123.1	1:31.392
33	Michael NEEVES					Team MCN									
1 -	135.0	22.783	94.1	34.704	<i>123.8</i>	1:38.844	8 -	38.080	139.8	22.506	92.6	34.777	122.2	1:35.363	
2 -	38.089	137.0	22.716	97.4	34.649	123.4	1:35.454	9 -	37.996	141.0	22.415	92.2	34.802	123.1	1:35.213
3 -	38.036	137.8	22.830	95.2	34.608	123.4	1:35.474	10 -	38.349	140.1	22.778	89.0	34.964	123.4	1:36.091
4 -	38.095	137.8	23.045	92.6	35.031	122.5	1:36.171	11 -	38.353	140.4	22.630	90.3	35.047	122.9	1:36.030
5 -	38.422	140.1	22.680	96.6	34.542	121.6	1:35.644	12 -	38.100	141.0	22.850	89.7	34.801	123.4	1:35.751
6 -	38.257	140.7	22.651	96.1	34.597	123.1	1:35.505	13 -	37.859	142.5	22.465	90.7	34.869	122.5	1:35.193
7 -	38.242	141.3	22.626	94.8	34.754	121.8	1:35.622	14 -	38.115	140.1	22.726	88.1	35.322	121.6	1:36.163
69	Paul SHOESMITH					Ice Valley									
1 -	<i>144.6</i>	22.777	85.1	34.473	<i>124.7</i>	1:36.962	8 -	37.502	142.8	22.333	91.8	34.643	122.5	1:34.478	
2 -	36.708	143.1	21.965	92.8	34.389	124.3	1:33.062	9 -	37.782	140.7	22.490	93.6	34.803	122.5	1:35.075
3 -	37.072	142.5	21.930	93.1	34.322	123.4	1:33.324	10 -	37.413	141.9	22.463	91.3	35.198	122.7	1:35.074
4 -	37.159	142.8	22.311	91.4	34.499	124.5	1:33.969	11 -	37.666	140.7	22.598	91.3	34.942	122.7	1:35.206
5 -	37.198	143.4	22.444	88.3	34.732	122.7	1:34.374	12 -	37.995	141.3	22.770	89.2	35.081	123.4	1:35.846
6 -	37.355	142.2	22.405	88.8	34.775	122.2	1:34.535	13 -	38.356	140.4	22.540	87.5	34.949	123.1	1:35.845
7 -	37.479	142.8	22.349	89.4	34.780	123.4	1:34.608	14 -	38.766	139.5	23.675	87.3	36.962	113.4	1:39.403
74	Neal GARSIDE					Buckingham Group									
1 -	<i>140.4</i>	23.221	86.0	35.833	122.9	1:41.880	8 -	39.321	138.7	23.236	84.4	36.204	120.9	1:38.761	
2 -	38.567	139.8	22.754	87.2	35.831	121.1	1:37.152	9 -	39.337	137.8	23.032	85.4	35.956	116.1	1:38.325
3 -	39.519	138.7	22.902	89.5	36.162	122.5	1:38.583	10 -	40.197	139.5	23.083	88.4	35.719	119.6	1:38.999
4 -	39.743	137.8	24.267	81.2	36.107	121.1	1:40.117	11 -	39.856	137.0	22.620	87.2	36.328	118.8	1:38.804
5 -	39.547	135.0	23.311	88.0	36.084	120.7	1:38.942	12 -	39.410	136.7	22.668	88.2	35.843	122.5	1:37.921
6 -	39.257	139.2	23.217	87.7	36.181	121.1	1:38.655	13 -	39.448	138.9	22.724	85.6	35.858	119.4	1:38.030
7 -	39.797	138.1	23.146	87.7	35.745	123.1	1:38.688								
77	Stephen THOMPSON														
1 -	<i>143.7</i>	22.014	94.8	34.345	123.8	1:35.834	3 -	36.232	143.1	21.828	95.9	34.733	121.6	1:32.793	
2 -	36.429	143.7	22.177	89.8	34.212	124.3	1:32.818								
98	Kyle KENTISH					Deadline Racing									
1 -	138.9	22.891	86.7	35.345	<i>124.3</i>	1:40.204	8 -	38.103	142.2	22.990	85.8	35.031	123.8	1:36.124	
2 -	37.942	142.8	22.529	88.0	35.605	124.0	1:36.076	9 -	38.032	143.4	22.724	84.3	35.137	123.1	1:35.893
3 -	37.931	138.9	22.826	83.0	35.093	123.8	1:35.850	10 -	37.968	139.5	22.677	85.1	35.644	123.8	1:36.289
4 -	38.241	139.2	23.544	81.9	35.421	122.7	1:37.206	11 -	38.241	139.5	22.587	86.1	35.864	118.1	1:36.692
5 -	38.097	140.4	22.923	86.8	35.533	121.4	1:36.553	12 -	38.551	142.8	22.722	85.4	36.474	111.7	1:37.747
6 -	38.468	139.8	22.873	90.7	35.248	121.8	1:36.589	13 -	39.146	136.4	22.725	84.0	35.913	121.1	1:37.784
7 -	38.211	140.1	22.817	86.7	35.155	123.1	1:36.183								
99	Sandor BITTER					Ice Valley Speed Freak									
1 -	140.7	22.705	87.0	34.679	<i>121.1</i>	1:38.092	8 -	37.669	140.4	22.911	86.1	34.884	119.8	1:35.464	
2 -	37.954	139.8	22.733	93.6	34.776	120.5	1:35.463	9 -	37.843	140.4	22.822	87.2	34.895	120.5	1:35.560
3 -	37.774	140.7	22.640	89.4	34.625	120.3	1:35.039	10 -	38.247	140.1	23.114	83.9	34.916	120.3	1:36.277
4 -	37.805	140.1	23.514	85.6	34.985	120.9	1:36.304	11 -	38.204	140.4	22.840	81.9	34.940	120.3	1:35.984
5 -	37.532	140.4	23.244	90.7	34.676	119.4	1:35.452	12 -	37.792	140.7	22.978	88.0	34.696	120.9	1:35.466
6 -	37.860	139.5	22.821	89.7	35.195	118.4	1:35.876	13 -	37.643	141.6	22.747	88.7	35.048	118.8	1:35.438
7 -	37.795	139.5	22.979	90.4	34.831	120.1	1:35.605	14 -	38.034	140.7	22.908	85.1	35.061	120.1	1:36.003
118	Richard COOPER					Co-Ordit Racing									
1 -	148.1	21.106	99.1	33.226	126.9	1:32.156	8 -	35.801	147.8	21.171	98.8	33.685	126.4	1:30.657	
2 -	35.543	146.5	21.064	98.4	33.204	<i>127.1</i>	1:29.811	9 -	35.753	149.1	21.085	98.5	33.195	126.6	1:30.033
3 -	35.610	147.5	20.917	99.1	33.158	125.2	1:29.685	10 -	35.576	148.5	21.116	100.9	33.473	126.4	1:30.165
4 -	35.697	147.2	21.213	97.0	33.303	127.1	1:30.213	11 -	35.705	149.1	21.026	96.6	33.417	127.1	1:30.148

Silverstone International
Circuit Length = 2.2130 miles
Start: 14:05 End: 14:28

Weather / Track : Cloudy / Dry

MCRCB BULLETIN TK141

2008 Henderson Yamaha R1 Cup

RACE 4 - SECTOR ANALYSIS

5 -	35.759	146.8	21.055	97.4	33.443	126.9	1:30.257	12 -	36.412	146.5	21.232	95.9	33.671	126.1	1:31.315
6 -	35.643	147.2	21.156	99.0	33.265	126.4	1:30.064	13 -	36.150	146.5	21.163	97.8	33.594	126.9	1:30.907
7 -	35.801	146.8	21.062	98.0	33.414	126.6	1:30.277	14 -	36.147	146.5	21.312	97.0	33.675	124.5	1:31.134

MCRCB BULLETIN TK142

2008 Henderson Yamaha R1 Cup RACE 4 - SPEED TRAPS

SECTOR 1				SECTOR 2			FINISH LINE			
POS	NO	NAME	MPH	NO	NAME	MPH	NO	NAME	MPH	
1	118	Richard COOPER	149.1	11	Sam WARREN	103.7	118	Richard COOPER	127.1	
2	19	Adrian COATES	147.5	15	Ben WILSON	103.6	19	Adrian COATES	126.6	
3	3	Daniel BRILL	147.2	10	Jon KIRKHAM	102.3	15	Ben WILSON	126.1	
4	11	Sam WARREN	146.8	14	Kieran BLAIR	101.8	11	Sam WARREN	125.7	
5	15	Ben WILSON	146.8	118	Richard COOPER	100.9	3	Daniel BRILL	125.2	
6	14	Kieran BLAIR	145.6	19	Adrian COATES	99.0	14	Kieran BLAIR	125.0	
7	5	Robert KENNEDY	144.9	5	Robert KENNEDY	98.0	69	Paul SHOESMITH	124.7	
8	10	Jon KIRKHAM	144.9	33	Michael NEEVES	97.4	5	Robert KENNEDY	124.5	
9	69	Paul SHOESMITH	144.6	3	Daniel BRILL	97.3	10	Jon KIRKHAM	124.5	
10	77	Stephen THOMPSON	143.7	77	Stephen THOMPSON	95.9	77	Stephen THOMPSON	124.3	
11	98	Kyle KENTISH	143.4	69	Paul SHOESMITH	93.6	98	Kyle KENTISH	124.3	
12	33	Michael NEEVES	142.5	99	Sandor BITTER	93.6	33	Michael NEEVES	123.8	
13	99	Sandor BITTER	141.6	2	Andrew MARRIOTT	91.2	2	Andrew MARRIOTT	123.4	
14	2	Andrew MARRIOTT	140.7	98	Kyle KENTISH	90.7	74	Neal GARSIDE	123.1	
15	74	Neal GARSIDE	140.4	74	Neal GARSIDE	89.5	99	Sandor BITTER	121.1	

Weather / Track : Cloudy / Dry

www.tsl-timing.com

Silverstone International
Circuit Length = 2.2130 miles
Start: 14:05 End: 14:28

Printed - 14.31 Sunday, 28 September 2008

MCRCB BULLETIN TK143

2008 Henderson Yamaha R1 Cup RACE 4 - BEST SECTOR TIMES

SECTOR 1			SECTOR 2			SECTOR 3			IDEAL / BEST COMPARISON							
POS	NO	NAME	TIME	NO	NAME	TIME	NO	NAME	TIME	POS	NO	NAME	IDEAL	BEST	DIFF	
1	15	WILSON	35.164	10	KIRKHAM	20.815	10	KIRKHAM	32.435	1	10	KIRKHAM	1:28.465	1:28.497	0.032	
2	10	KIRKHAM	35.215	15	WILSON	20.840	15	WILSON	32.731	2	15	WILSON	1:28.735	1:28.923	0.188	
3	11	WARREN	35.307	11	WARREN	20.854	11	WARREN	32.972	3	11	WARREN	1:29.133	1:29.411	0.278	
4	118	COOPER	35.543	118	COOPER	20.917	118	COOPER	33.158	4	118	COOPER	1:29.618	1:29.685	0.067	
5	19	COATES	35.852	19	COATES	21.232	19	COATES	33.215	5	19	COATES	1:30.299	1:30.652	0.353	
6	3	BRILL	36.089	14	BLAIR	21.364	14	BLAIR	33.306	6	14	BLAIR	1:30.904	1:31.121	0.217	
7	77	THOMPSON	36.232	5	KENNEDY	21.457	3	BRILL	33.494	7	3	BRILL	1:31.190	1:31.310	0.120	
8	14	BLAIR	36.234	3	BRILL	21.607	5	KENNEDY	33.694	8	5	KENNEDY	1:31.827	1:32.482	0.655	
9	5	KENNEDY	36.676	77	THOMPSON	21.828	77	THOMPSON	34.212	9	77	THOMPSON	1:32.272	1:32.793	0.521	
10	69	SHOESMITH	36.708	69	SHOESMITH	21.930	69	SHOESMITH	34.322	10	69	SHOESMITH	1:32.960	1:33.062	0.102	
11	99	BITTER	37.532	33	NEEVES	22.415	33	NEEVES	34.542	11	99	BITTER	1:34.797	1:35.039	0.242	
12	2	MARRIOTT	37.582	98	KENTISH	22.529	99	BITTER	34.625	12	33	NEEVES	1:34.816	1:35.193	0.377	
13	33	NEEVES	37.859	2	MARRIOTT	22.577	2	MARRIOTT	34.917	13	2	MARRIOTT	1:35.076	1:35.674	0.598	
14	98	KENTISH	37.931	74	GARSDIE	22.620	98	KENTISH	35.031	14	98	KENTISH	1:35.491	1:35.850	0.359	
15	74	GARSDIE	38.567	99	BITTER	22.640	74	GARSDIE	35.719	15	74	GARSDIE	1:36.906	1:37.152	0.246	
											Perfect Lap		1:28.414			

MCRCB BULLETIN TK144

2008 Henderson Yamaha R1 Cup RIDERS POINTS AFTER ROUND 11

	TOTAL	20h April Thruxton	5th May Oulton Park	26th May Donington Park - BH Race	26th May Donington Park	15th June Snetterton	29th June Mallory Park	20th July Oulton Park	10th August Knockhill	25th August Cadwell Park	14th September Croft	28th September Silverstone	12th October Brands Hatch - Indy
Jon KIRKHAM	225	25	11	25	25	8	25	25	6	25	25	25	
Ben WILSON	192		16	20	20	11	20	20	25	20	20	20	
Sam WARREN	137	10	25	11	10	20	16		16	13		16	
Gary MASON	121	13	13	10	13	10	10	16	20	16			
Adrian COATES	117	11		16	16	9	8	13	13	10	11	10	
Jack KENNEDY	86	9	9	8	9	16	13	11	11				
Sean EMMETT	64	20	20	13	11								
Marty NUTT	63	16	10	5	6	13	11		2				
Richard COOPER	63			7	8	25		10				13	
Paul SHOESMITH	41		1				4	8	8	5	8	7	
Stu WILSON	40	4	6	1	2	3	6	9	9				
Michael NEEVES	39		3		1	4	5	6	7	2	6	5	
Shannon ETHERIDGE	38	7	4	6	5	7	9						
James COX	32	8	8	9	7								
Robert KENNEDY	23	2				6	7					8	
Brendan CLARKE	17	3	5	4		5							
Victor COX	16										16		
Rod LYNN	14	5	2	3	4								
Neil GARSIDE	14					2		4	3		3	2	
Sandor BITTER	14									1	7	6	
Charlie BISHOP	13	1		2	3			7					
Alastair SEELEY	13										13		
Dan HEGARTY	11									11			
Kieran BLAIR	11											11	
Jimmy STORRAR	10								10				
Rob GUIVER	10										10		
Connor CUMMINS	9									9			
Stephen THOMPSON	9										9		
Daniel BRILL	9											9	
Darren BELLWORTHY	8									8			
John INGRAM	7		7										
Mark CRINGLE	7									7			
Kyle KENTISH	7								4			3	
Phil BEVAN	6	6											
Scott ROWBOTTOM	6									6			
Tony RAINFORD	5							5					
Marti BROWN	5								5				
Steve PARKIN	5										5		
Liam MARCHANT	4									4			
Phillip CROWE	4										4		
Andrew MARRIOTT	4											4	
Yaron SALINGER	3						3						
Agoston ROSIVALL	3									3			
Pete BRADSHAW	2						2						
Steven CUSICK	1						1						

MCRCB BULLETIN TK145

2008 Henderson Yamaha R1 Cup - Autumn Cup

RIDERS POINTS AFTER ROUND 5

	TOTAL	20th July Oulton Park	10th August Knockhill	25th August Cadwell Park	14th September Croft	28th September Silverstone	12th October Brands Hatch - Indy
Jon KIRKHAM	106	25	6	25	25	25	
Ben WILSON	105	20	25	20	20	20	
Adrian COATES	57	13	13	10	11	10	
Gary MASON	52	16	20	16			
Sam WARREN	45		16	13		16	
Paul SHOESMITH	36	8	8	5	8	7	
Michael NEEVES	26	6	7	2	6	5	
Richard COOPER	23	10				13	
Jack KENNEDY	22	11	11				
Stu WILSON	18	9	9				
Victor COX	16				16		
Sandor BITTER	14			1	7	6	
Alastair SEELEY	13				13		
Neil GARSIDE	12	4	3		3	2	
Dan HEGARTY	11			11			
Kieran BLAIR	11					11	
Jimmy STORRAR	10		10				
Rob GUIVER	10				10		
Connor CUMMINS	9			9			
Stephen THOMPSON	9				9		
Daniel BRILL	9					9	
Darren BELLWORTHY	8			8			
Robert KENNEDY	8					8	
Charlie BISHOP	7	7					
Mark CRINGLE	7			7			
Kyle KENTISH	7		4			3	
Scott ROWBOTTOM	6			6			
Tony RAINFORD	5	5					
Marti BROWN	5		5				
Steve PARKIN	5				5		
Liam MARCHANT	4			4			
Phillip CROWE	4				4		
Andrew MARRIOTT	4					4	
Agoston ROSIVALL	3			3			
Marty NUTT	2		2				