



KTM RC8 SUPER CUP

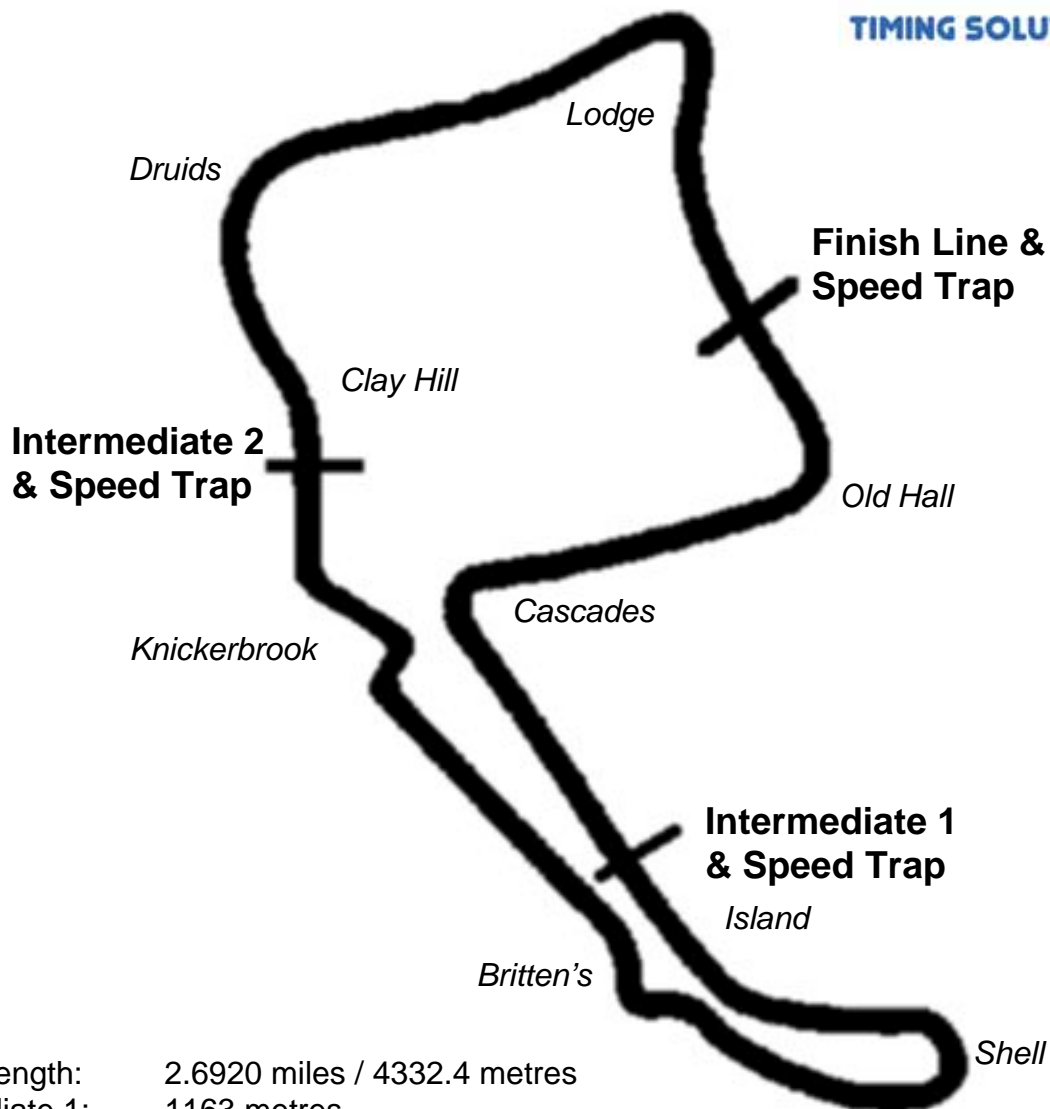
Round 3
Oulton Park International

2nd - 4th May 2009



Results Provided by Timing Solutions Ltd
www.tsl-timing.com

OULTON PARK INTERNATIONAL



Circuit Length: 2.6920 miles / 4332.4 metres
 Intermediate 1: 1163 metres
 Intermediate 2: 3066 metres
 Pit In: 4314 metres
 Pit Out: 180 metres after Finish Line

Lap Records		Best Sector Information					
		Sector 1	S1 Trap (mph)	Sector 2	S2 Trap (mph)	Sector 3	F/L Trap (mph)
Superbike	1:35.436	23.169	160.2	45.223	140.6	25.988	147.5
Supersport	1:39.309	24.221	146.5	46.747	127.8	27.007	136.4
Superstock 1000	1:39.131	24.182	153.2	47.523	133.8	27.182	140.3
Superstock 600	1:43.517	25.385	141.6	49.623	123.6	28.345	129.6
125GP	1:45.819	26.180	122.2	50.160	109.6	29.185	115.1
KTM RC8	To Be Est	N/A	N/A	N/A	N/A	N/A	N/A

2009 Focused Events KTM RC8 Super Cup & Under 25 Cup

FREE PRACTICE - CLASSIFICATION

POS	NO	CL	NAME	ENTRY	TIME	ON	LAPS	GAP	DIFF	MPH
1	1		David WOOD	KTM - KTM UK	1:44.090	8	10			93.10
2	11		Kelvin REILLY	KTM - Inmoto Corse	1:45.766	3	9	1.676	1.676	91.62
3	81		Pauli PEKKANEN	KTM - Pauli Pekkanen Racing	1:46.327	6	11	2.237	0.561	91.14
4	8		Ed SMITH	KTM - Redline KTM	1:46.377	6	11	2.287	0.050	91.10
5	33		Francis WILLIAMSON	KTM - SJ Racing / Bracken Motorcycles	1:47.545	7	10	3.455	1.168	90.11
6	23	C	Sam BISHOP	KTM - Kester Cunningham John/Sam Bishop	1:47.743	10	10	3.653	0.198	89.94
7	4		Dave HEAL	KTM - Littlewood Fencing / D Heal R'g	1:48.007	8	9	3.917	0.264	89.72
8	88		James EDMEADES	KTM - Redline Racing / VCG	1:48.105	9	9	4.015	0.098	89.64
9	77	C	Jonathan RAILTON	KTM - Ducks X Racing	1:49.152	11	11	5.062	1.047	88.78
10	13		Andy BATTYE	KTM - Anthracite Racing	1:49.782	8	10	5.692	0.630	88.27
11	21	C	Adam FOSTER	KTM - Fozzy Racing	1:49.823	6	10	5.733	0.041	88.24
12	16	C	Taryn SKINNER	KTM - Fast Trak Racing	1:50.303	9	10	6.213	0.480	87.86
13	74		Rikki OWEN	KTM - RO Racing	1:50.959	4	8	6.869	0.656	87.34
14	43		Ben TAYLOR	KTM - M & B Motorsport	1:51.280	5	10	7.190	0.321	87.08
15	71		Ritchie THORNTON	KTM - TA Creative Ltd / P&H Motorcycles	1:51.311	7	10	7.221	0.031	87.06
16	10		Andrew MARRIOTT	KTM - AMR Racing	1:51.333	9	9	7.243	0.022	87.04
17	0		Jonathan PEARSON	KTM - KTM UK / Superbike Magazine	1:51.456	9	9	7.366	0.123	86.95
18	14		Nick HOBDEN	KTM - Littlewood Fencing / D Heal R'g	1:55.197	10	10	11.107	3.741	84.12
19	5		Matt WALKER	KTM - KTM UK	1:55.696	6	8	11.606	0.499	83.76
20	69		Peter HASLER	KTM - Art of Racing / Boast Plumbing	1:57.647	6	9	13.557	1.951	82.37
21	28	C	Ben BROADWAY	KTM - Ben Broadway Racing	1:58.742	9	9	14.652	1.095	81.61
22	18	C	Jon PAINE	KTM - Jon Paine Racing		0	1			

Weather / Track : Cloudy / Dry

Oulton Park International
Circuit Length = 2.6920 miles
Start: 16:41 End: 17:01

2009 Focused Events KTM RC8 Super Cup & Under 25 Cup
FREE PRACTICE - SECTOR ANALYSIS

0	Jonathan PEARSON					KTM UK / Superbike Magazine									
1-	Out	98.4	1:02.316	95.3	34.241	112.8	2:10.843	6-	27.606	132.9	54.392	112.0	31.271	124.5	1:53.269
2-	29.599	115.7	57.633	104.9	33.221	116.9	2:00.453	7-	27.222	131.8	53.657	116.9	30.983	122.2	1:51.862
3-	28.034	122.2	56.290	111.7	In		2:01.903 P	8-	27.187	133.4	53.977	112.0	30.713	125.2	1:51.877
4-	Out	124.3	55.278	111.7	31.610	115.9	3:06.482	9-	26.932	135.0	53.718	115.5	30.806	124.7	1:51.456
5-	27.782	133.4	57.729	115.9	31.318	124.0	1:56.829								
1	David WOOD					KTM UK									
1-	Out	136.4	57.205	120.9	29.944	128.6	1:54.290	6-	25.926	138.9	55.371	114.3	In		1:57.610 P
2-	26.417	135.3	52.250	122.5	28.894	130.6	1:47.561	7-	Out	137.5	51.210	123.4	29.492	129.8	2:44.475
3-	25.710	139.5	51.039	122.7	28.922	128.8	1:45.671	8-	25.501	139.2	49.833	123.6	28.756	130.3	1:44.090
4-	25.701	137.8	50.376	123.4	28.416	131.3	1:44.493	9-	25.541	138.9	49.822	125.2	28.857	130.1	1:44.220
5-	26.107	137.0	50.100	122.5	28.987	119.2	1:45.194	10-	25.543	141.3	50.829	123.4	28.876	128.1	1:45.248
4	Dave HEAL					Littlewood Fencing / D Heal R'g									
1-	Out	116.7	59.528	102.1	33.040	114.9	2:01.120	6-	30.576	110.7	57.429	108.9	In		2:06.847 P
2-	28.410	131.8	54.391	113.0	30.426	125.4	1:53.227	7-	Out	132.9	53.707	115.9	29.954	124.7	4:24.607
3-	27.392	132.4	52.947	114.1	31.655	126.1	1:51.994	8-	26.307	137.2	52.149	117.3	29.551	126.4	1:48.007
4-	26.879	134.5	52.930	115.3	29.755	125.9	1:49.564	9-	26.272	136.1	52.315	118.4	29.724	126.6	1:48.311
5-	26.429	136.7	52.590	116.1	29.562	126.9	1:48.581								
5	Matt WALKER					KTM UK									
1-	Out	123.6	1:00.099	104.2	32.412	115.7	2:00.503	5-	28.467	129.6	55.854	110.2	31.479	118.4	1:55.800
2-	29.680	119.4	56.051	107.0	32.007	119.2	1:57.738	6-	27.961	128.6	55.797	103.4	31.938	115.1	1:55.696
3-	28.627	127.1	56.128	108.2	31.994	118.6	1:56.749	7-	27.914	129.1	55.903	104.9	In		2:07.973 P
4-	28.202	128.1	56.216	106.2	31.909	116.3	1:56.327	8-	Out	127.3	57.074	102.0	In		2:39.464 P
8	Ed SMITH					Redline KTM									
1-	Out	116.7	58.769	115.7	30.289	125.4	1:59.004	7-	26.495	135.0	51.532	119.6	29.023	127.8	1:47.050
2-	26.561	134.8	53.555	118.4	29.721	127.6	1:49.837	8-	26.243	133.9	53.732	117.9	29.299	125.0	1:49.274
3-	25.997	137.0	52.275	118.6	29.210	125.2	1:47.482	9-	26.239	133.9	51.463	117.7	29.207	124.0	1:46.909
4-	26.222	136.1	52.272	116.9	29.220	127.1	1:47.714	10-	26.334	130.6	59.402	110.7	29.853	124.7	1:55.589
5-	26.092	135.6	51.703	119.6	29.116	126.1	1:46.911	11-	26.150	135.6	51.200	117.5	29.570	125.9	1:46.920
6-	26.189	133.4	51.179	118.6	29.009	125.2	1:46.377								
10	Andrew MARRIOTT					AMR Racing									
1-	Out	129.3	1:00.649	110.9	33.180	122.7	2:05.732	6-	27.980	128.6	54.542	111.3	31.221	123.4	1:53.743
2-	27.812	132.4	56.847	114.7	31.348	123.4	1:56.007	7-	27.385	131.1	53.571	108.8	31.129	115.7	1:52.085
3-	27.600	131.3	54.430	112.0	30.760	123.8	1:52.790	8-	27.251	132.1	54.096	110.6	31.090	122.5	1:52.437
4-	27.676	130.6	54.357	112.6	In		2:00.076 P	9-	27.009	133.9	53.294	111.8	31.030	121.8	1:51.333
5-	Out	131.1	54.381	112.8	31.057	118.8	3:35.945								
11	Kelvin REILLY					Inmoto Corse									
1-	Out	131.6	53.316	112.8	In		2:02.347 P	6-	Out	132.9	51.593	118.6	29.374	127.1	2:40.418
2-	Out	135.6	51.720	119.6	29.464	128.1	3:16.860	7-	26.375	137.0	51.449	119.0	29.336	126.4	1:47.160
3-	25.979	135.6	50.522	120.5	29.265	128.8	1:45.766	8-	25.995	134.8	51.212	118.4	29.429	127.1	1:46.636
4-	25.672	137.5	51.448	119.6	29.221	128.1	1:46.341	9-	25.860	136.4	51.144	117.5	29.495	125.9	1:46.499
5-	25.717	133.9	51.627	120.7	In		1:54.682 P								
13	Andy BATTYE					Anthracite Racing									
1-	Out	110.9	1:03.784	96.4	33.565	118.6	2:07.609	6-	27.657	126.9	54.641	112.4	30.635	123.1	1:52.933
2-	28.099	126.4	55.928	112.2	31.672	123.4	1:55.699	7-	26.676	137.0	53.389	118.6	30.475	123.8	1:50.540
3-	27.700	135.8	53.910	116.7	31.620	123.8	1:53.230	8-	26.649	135.0	52.763	118.8	30.370	123.6	1:49.782
4-	27.251	135.3	55.281	107.2	32.199	124.3	1:54.731	9-	26.572	135.0	53.346	120.7	30.187	124.0	1:50.105
5-	27.153	135.0	53.818	111.7	30.881	125.9	1:51.852	10-	26.421	135.0	52.994	118.6	30.401	125.2	1:49.816
14	Nick HOBDEN					Littlewood Fencing / D Heal R'g									
1-	Out	98.8	1:03.950	93.5	34.949	112.4	2:10.658	6-	28.184	129.6	57.292	112.4	32.116	116.9	1:57.592
2-	29.957	109.7	1:01.395	106.4	33.950	113.2	2:05.302	7-	28.177	132.4	1:00.196	105.0	32.188	117.3	2:00.561
3-	29.930	118.4	58.928	106.0	33.076	117.7	2:01.934	8-	28.419	127.3	57.697	111.1	31.993	119.8	1:58.109
4-	28.895	120.9	58.991	106.5	33.633	115.1	2:01.519	9-	30.519	129.1	56.775	111.3	31.999	117.9	1:59.293
5-	28.809	130.6	57.860	108.1	32.535	117.1	1:59.204	10-	27.950	132.4	55.802	114.1	31.445	120.5	1:55.197

Oulton Park International
Circuit Length = 2.6920 miles
Start: 16:41 End: 17:01

Weather / Track : Cloudy / Dry

2009 Focused Events KTM RC8 Super Cup & Under 25 Cup
FREE PRACTICE - SECTOR ANALYSIS

16	Taryn SKINNER				C Fast Trak Racing										
1-	Out	124.3	1:01.840	103.2	33.405	119.8	2:05.393	6-	27.324	132.1	54.718	111.3	30.827	122.9	1:52.869
2-	27.808	124.5	56.457	114.1	31.813	121.1	1:56.078	7-	27.132	131.3	54.122	114.5	30.198	123.6	1:51.452
3-	27.391	134.2	54.692	110.6	31.585	122.5	1:53.668	8-	26.848	136.1	53.830	114.7	30.610	121.6	1:51.288
4-	27.576	130.3	54.201	114.3	31.492	122.0	1:53.269	9-	26.777	133.9	53.245	113.2	30.281	121.8	1:50.303
5-	27.239	132.6	54.194	114.5	30.902	121.8	1:52.335	10-	26.833	136.1	53.095	111.8	30.380	124.3	1:50.308
18	Jon PAINE				C Jon Paine Racing										
1-	Out	116.9	1:27.626	86.6	In		2:44.174 P								
21	Adam FOSTER				C Fozzy Racing										
1-	Out	129.1	58.573	114.1	31.399	123.4	2:00.102	6-	27.131	131.6	52.689	115.7	30.003	122.2	1:49.823
2-	27.462	130.8	1:05.205	105.5	31.467	123.6	2:04.134	7-	26.770	132.4	53.046	117.7	30.587	120.3	1:50.403
3-	26.817	133.9	53.326	107.2	30.899	123.1	1:51.042	8-	27.785	108.6	57.618	115.9	30.618	121.3	1:56.021
4-	26.908	131.3	53.172	116.5	30.150	122.9	1:50.230	9-	27.227	130.3	54.213	116.1	30.401	122.9	1:51.841
5-	27.149	127.8	53.325	114.9	30.259	121.8	1:50.733	10-	26.854	132.6	54.049	113.2	29.988	116.1	1:50.891
23	Sam BISHOP				C Kester Cunningham John/Sam Bishop										
1-	Out	128.3	57.967	115.9	31.167	121.8	1:57.295	6-	26.402	138.7	53.330	110.9	In		1:56.146 P
2-	27.609	137.0	54.024	119.0	29.808	125.9	1:51.441	7-	Out	134.5	53.050	122.0	29.688	128.6	2:35.535
3-	26.679	133.7	52.403	122.5	29.445	128.3	1:48.527	8-	26.398	140.1	51.816	121.4	29.922	124.5	1:48.136
4-	26.408	139.2	52.152	122.2	29.531	125.0	1:48.091	9-	26.535	136.4	52.451	117.5	29.632	128.1	1:48.618
5-	26.682	135.0	55.134	122.0	29.625	126.9	1:51.441	10-	26.335	139.5	51.812	122.0	29.596	126.9	1:47.743
28	Ben BROADWAY				C Ben Broadway Racing										
1-	Out	106.5	1:05.571	102.9	35.438	114.3	2:13.327	6-	29.353	126.6	57.811	108.4	33.402	118.1	2:00.566
2-	30.047	113.4	1:00.514	108.8	34.273	114.9	2:04.834	7-	29.043	121.1	57.792	107.4	33.231	116.5	2:00.066
3-	30.095	126.9	59.228	109.7	In		2:12.676 P	8-	29.558	125.2	57.411	114.3	32.895	114.5	1:59.864
4-	Out	117.9	58.415	110.9	33.366	119.6	3:17.350	9-	28.864	128.3	57.225	112.8	32.653	119.6	1:58.742
5-	29.384	122.9	58.996	107.0	33.290	121.6	2:01.670								
33	Francis WILLIAMSON				SJ Racing / Bracken Motorcycles										
1-	Out	130.3	57.223	111.8	31.514	123.6	1:56.747	6-	26.117	138.4	53.241	115.5	30.143	125.0	1:49.501
2-	27.484	136.1	53.887	117.5	30.409	125.9	1:51.780	7-	26.109	137.5	51.755	116.5	29.681	126.1	1:47.545
3-	26.721	137.8	52.806	115.7	30.064	123.1	1:49.591	8-	26.030	138.1	51.759	118.6	29.928	125.7	1:47.717
4-	26.310	139.2	51.995	117.7	In		1:54.829 P	9-	27.043	135.0	52.488	114.1	In		1:56.413 P
5-	Out	117.3	54.277	115.7	30.347	125.7	2:52.310	10-	Out	129.8	54.020	116.5	30.292	125.0	2:22.095
43	Ben TAYLOR				M & B Motorsport										
1-	Out	120.1	59.201	113.2	32.390	122.7	2:00.646	6-	27.656	125.9	57.721	111.7	31.571	125.7	1:56.948
2-	29.227	127.3	55.102	116.3	31.264	125.4	1:55.593	7-	27.057	132.4	54.075	116.5	32.194	123.1	1:53.326
3-	27.140	134.2	55.960	117.9	31.318	125.0	1:54.418	8-	27.099	132.6	1:09.717	115.1	31.483	127.1	2:08.299
4-	27.261	132.4	54.827	118.4	30.368	125.0	1:52.456	9-	26.951	134.5	53.705	115.1	30.946	122.2	1:51.602
5-	26.944	135.0	53.977	117.5	30.359	120.0	1:51.280	10-	26.752	131.8	59.892	110.7	31.288	126.9	1:57.932
69	Peter HASLER				Art of Racing / Boast Plumbing										
1-	Out	106.0	1:03.493	91.7	35.405	110.2	2:09.458	6-	28.538	125.7	57.037	109.7	32.072	117.7	1:57.647
2-	30.585	121.6	59.213	101.4	34.250	115.1	2:04.048	7-	28.712	120.3	56.874	103.9	32.808	110.6	1:58.394
3-	29.850	125.2	59.473	101.8	33.231	119.0	2:02.554	8-	29.635	107.9	59.407	105.2	33.298	108.2	2:02.340
4-	29.015	124.0	56.837	104.7	32.701	118.1	1:58.553	9-	30.548	106.4	59.312	99.9	In		2:10.881 P
5-	28.618	130.1	57.815	107.7	32.316	118.8	1:58.749								
71	Ritchie THORNTON				TA Creative Ltd / P&H Motorcycles										
1-	Out	119.8	58.153	111.1	31.390	124.0	1:59.211	6-	27.293	133.4	53.798	115.7	30.797	121.8	1:51.888
2-	28.271	129.1	54.561	117.3	30.886	125.7	1:53.718	7-	27.235	133.2	53.244	113.4	30.832	122.0	1:51.311
3-	27.323	133.4	53.966	113.6	30.491	122.5	1:51.780	8-	27.648	131.8	53.597	115.9	31.744	116.5	1:52.989
4-	27.524	128.6	53.901	114.5	30.721	122.2	1:52.146	9-	27.840	132.6	53.945	112.0	30.963	120.7	1:52.748
5-	27.444	133.4	53.538	115.7	30.449	124.3	1:51.431	10-	27.436	133.7	54.027	113.4	In		2:00.526 P
74	Rikki OWEN				RO Racing										
1-	Out	111.5	1:01.892	110.6	32.696	120.7	2:06.166	5-	27.619	132.6	54.354	115.9	30.603	122.0	1:52.576
2-	31.411	64.4	58.076	115.3	30.851	122.0	2:00.338	6-	27.333	130.3	54.382	114.5	In		2:03.766 P

Oulton Park International
Circuit Length = 2.6920 miles
Start: 16:41 End: 17:01

Weather / Track : Cloudy / Dry

2009 Focused Events KTM RC8 Super Cup & Under 25 Cup

FREE PRACTICE - SECTOR ANALYSIS

3 -	27.522	131.6	53.814	116.9	30.624	121.3	1:51.960	7 -	Out	123.8	55.177	117.1	30.822	122.0	5:28.976
4 -	<i>27.143</i>	132.4	<i>53.377</i>	<i>117.9</i>	30.439	<i>123.8</i>	1:50.959	8 -	27.335	132.1	53.645	114.7	<i>30.263</i>	<i>123.8</i>	1:51.243
77	Jonathan RAILTON														
	C Ducks X Racing														
1 -	Out	126.4	58.393	107.9	32.078	121.6	1:57.414	7 -	27.203	135.0	52.653	116.7	30.311	124.7	1:50.167
2 -	28.248	132.9	54.380	112.6	30.721	122.5	1:53.349	8 -	26.991	135.6	52.535	117.3	30.563	118.6	1:50.089
3 -	27.251	134.2	53.626	116.3	30.321	<i>125.2</i>	1:51.198	9 -	27.035	137.0	52.617	116.7	30.326	124.5	1:49.978
4 -	27.202	136.7	52.787	116.9	30.501	122.7	1:50.490	10 -	27.022	134.2	52.328	117.1	<i>29.938</i>	122.2	1:49.288
5 -	26.981	<i>138.9</i>	52.369	<i>117.7</i>	30.504	124.5	1:49.854	11 -	26.838	137.8	<i>52.148</i>	117.3	30.166	118.6	1:49.152
6 -	<i>26.781</i>	137.2	52.505	117.5	30.620	123.8	1:49.906								
81	Pauli PEKKANEN														
	Pauli Pekkanen Racing														
1 -	Out	114.5	58.553	118.6	30.757	128.8	2:00.075	7 -	25.964	138.4	<i>51.077</i>	122.0	29.344	126.4	1:46.385
2 -	26.551	135.6	53.053	121.8	29.870	127.3	1:49.474	8 -	26.616	122.7	55.802	120.7	29.586	126.1	1:52.004
3 -	26.068	139.5	53.382	121.8	29.270	<i>131.1</i>	1:48.720	9 -	26.078	140.4	51.838	121.4	29.040	128.6	1:46.956
4 -	26.067	<i>140.7</i>	52.192	118.4	30.024	129.3	1:48.283	10 -	25.994	140.4	52.263	122.2	29.245	129.0	1:47.502
5 -	<i>25.941</i>	140.1	51.296	120.7	29.101	129.8	1:46.338	11 -	26.773	130.1	51.754	122.5	29.433	127.1	1:47.960
6 -	26.026	139.5	51.501	<i>123.1</i>	<i>28.800</i>	129.8	1:46.327								
88	James EDMEADES														
	Redline Racing / VCG														
1 -	Out	127.3	57.067	111.5	31.090	120.5	1:54.260	6 -	Out	133.2	1:20.913	108.6	31.255	124.0	3:52.401
2 -	26.962	133.9	53.454	116.1	30.570	119.0	1:50.986	7 -	26.353	<i>136.4</i>	52.198	118.6	In		1:54.786 P
3 -	26.747	134.5	52.770	117.1	30.071	123.4	1:49.588	8 -	Out	135.3	53.000	117.7	30.160	<i>125.4</i>	2:41.647
4 -	26.503	134.8	52.376	117.3	30.326	123.6	1:49.205	9 -	<i>26.255</i>	134.8	<i>52.075</i>	<i>119.6</i>	<i>29.775</i>	125.2	1:48.105
5 -	26.549	135.3	54.018	106.5	In		2:03.410 P								

2009 Focused Events KTM RC8 Super Cup & Under 25 Cup

FREE PRACTICE - SPEED TRAPS

SECTOR 1				SECTOR 2			FINISH LINE		
POS	NO	NAME	MPH	NO	NAME	MPH	NO	NAME	MPH
1	1	David WOOD	141.3	1	David WOOD	125.2	1	David WOOD	131.3
2	81	Pauli PEKKANEN	140.7	81	Pauli PEKKANEN	123.1	81	Pauli PEKKANEN	131.1
3	23	Sam BISHOP	140.1	23	Sam BISHOP	122.5	11	Kelvin REILLY	128.8
4	33	Francis WILLIAMSON	139.2	11	Kelvin REILLY	120.7	23	Sam BISHOP	128.6
5	77	Jonathan RAILTON	138.9	13	Andy BATTYE	120.1	8	Ed SMITH	127.8
6	11	Kelvin REILLY	137.5	8	Ed SMITH	119.6	43	Ben TAYLOR	127.1
7	4	Dave HEAL	137.2	88	James EDMEADES	119.6	4	Dave HEAL	126.9
8	8	Ed SMITH	137.0	33	Francis WILLIAMSON	118.6	33	Francis WILLIAMSON	126.1
9	13	Andy BATTYE	137.0	4	Dave HEAL	118.4	13	Andy BATTYE	125.9
10	88	James EDMEADES	136.4	43	Ben TAYLOR	118.4	71	Ritchie THORNTON	125.7
11	16	Taryn SKINNER	136.1	74	Rikki OWEN	117.9	88	James EDMEADES	125.4
12	0	Jonathan PEARSON	135.0	77	Jonathan RAILTON	117.7	0	Jonathan PEARSON	125.2
13	43	Ben TAYLOR	135.0	71	Ritchie THORNTON	117.3	77	Jonathan RAILTON	125.2
14	10	Andrew MARRIOTT	133.9	21	Adam FOSTER	117.1	16	Taryn SKINNER	124.3
15	21	Adam FOSTER	133.9	0	Jonathan PEARSON	116.9	10	Andrew MARRIOTT	123.8
16	71	Ritchie THORNTON	133.7	16	Taryn SKINNER	114.7	74	Rikki OWEN	123.8
17	74	Rikki OWEN	132.6	28	Ben BROADWAY	114.3	21	Adam FOSTER	123.6
18	14	Nick HOBDEN	132.4	10	Andrew MARRIOTT	114.1	28	Ben BROADWAY	121.6
19	69	Peter HASLER	130.1	14	Nick HOBDEN	114.1	14	Nick HOBDEN	120.5
20	5	Matt WALKER	129.6	5	Matt WALKER	110.2	5	Matt WALKER	119.2
21	28	Ben BROADWAY	128.3	69	Peter HASLER	109.1	69	Peter HASLER	119.0
22	18	Jon PAINE	116.9	18	Jon PAINE	86.6			

2009 Focused Events KTM RC8 Super Cup & Under 25 Cup

FREE PRACTICE - BEST SECTOR TIMES

SECTOR 1			SECTOR 2			SECTOR 3			IDEAL / BEST COMPARISON						
POS	NO	NAME	TIME	NO	NAME	TIME	NO	NAME	TIME	POS	NO	NAME	IDEAL	BEST	DIFF
1	1	WOOD	25.501	1	WOOD	49.822	1	WOOD	28.416	1	1	WOOD	1:43.739	1:44.090	0.351
2	11	REILLY	25.672	11	REILLY	50.522	81	PEKKANEN	28.800	2	11	REILLY	1:45.415	1:45.766	0.351
3	81	PEKKANEN	25.941	81	PEKKANEN	51.077	8	SMITH	29.009	3	81	PEKKANEN	1:45.818	1:46.327	0.509
4	8	SMITH	25.997	8	SMITH	51.179	11	REILLY	29.221	4	8	SMITH	1:46.185	1:46.377	0.192
5	33	WILLIAMSON	26.030	33	WILLIAMSON	51.755	23	BISHOP	29.445	5	33	WILLIAMSON	1:47.466	1:47.545	0.079
6	88	EDMEADES	26.255	23	BISHOP	51.812	4	HEAL	29.551	6	23	BISHOP	1:47.592	1:47.743	0.151
7	4	HEAL	26.272	88	EDMEADES	52.075	33	WILLIAMSON	29.681	7	4	HEAL	1:47.972	1:48.007	0.035
8	23	BISHOP	26.335	77	RAILTON	52.148	88	EDMEADES	29.775	8	88	EDMEADES	1:48.105	1:48.105	0.000
9	13	BATTYE	26.421	4	HEAL	52.149	77	RAILTON	29.938	9	77	RAILTON	1:48.867	1:49.152	0.285
10	43	TAYLOR	26.752	21	FOSTER	52.689	21	FOSTER	29.988	10	13	BATTYE	1:49.371	1:49.782	0.411
11	21	FOSTER	26.770	13	BATTYE	52.763	13	BATTYE	30.187	11	21	FOSTER	1:49.447	1:49.823	0.376
12	16	SKINNER	26.777	16	SKINNER	53.095	16	SKINNER	30.198	12	16	SKINNER	1:50.070	1:50.303	0.233
13	77	RAILTON	26.781	71	THORNTON	53.244	74	OWEN	30.263	13	74	OWEN	1:50.783	1:50.959	0.176
14	0	PEARSON	26.932	10	MARRIOTT	53.294	43	TAYLOR	30.359	14	43	TAYLOR	1:50.816	1:51.280	0.464
15	10	MARRIOTT	27.009	74	OWEN	53.377	71	THORNTON	30.449	15	71	THORNTON	1:50.928	1:51.311	0.383
16	74	OWEN	27.143	0	PEARSON	53.657	0	PEARSON	30.713	16	10	MARRIOTT	1:51.063	1:51.333	0.270
17	71	THORNTON	27.235	43	TAYLOR	53.705	10	MARRIOTT	30.760	17	0	PEARSON	1:51.302	1:51.456	0.154
18	5	WALKER	27.914	5	WALKER	55.797	14	HOBDEN	31.445	18	5	WALKER	1:55.190	1:55.696	0.506
19	14	HOBDEN	27.950	14	HOBDEN	55.802	5	WALKER	31.479	19	14	HOBDEN	1:55.197	1:55.197	0.000
20	69	HASLER	28.538	69	HASLER	56.837	69	HASLER	32.072	20	69	HASLER	1:57.447	1:57.647	0.200
21	28	BROADWAY	28.864	28	BROADWAY	57.225	28	BROADWAY	32.653	21	28	BROADWAY	1:58.742	1:58.742	0.000
22	18	PAINE		18	PAINE	1:27.626	18	PAINE		22	18	PAINE			
													Perfect Lap	1:43.739	

MCRCB BULLETIN TK054

2009 Focused Events KTM RC8 Super Cup & Under 25 Cup QUALIFYING - CLASSIFICATION

POS	NO	CL	NAME	ENTRY	TIME	ON	LAPS	GAP	DIFF	MPH
1	1		David WOOD	KTM - KTM UK	1:43.347	6	13			93.77
2	81		Pauli PEKKANEN	KTM - Inmoto Corse	1:44.065	10	12	0.718	0.718	93.12
3	11		Kelvin REILLY	KTM - Inmoto Corse	1:45.064	4	12	1.717	0.999	92.24
4	8		Ed SMITH	KTM - Redline KTM	1:45.403	8	13	2.056	0.339	91.94
5	88		James EDMEADES	KTM - Redline Racing / VCG	1:45.806	9	10	2.459	0.403	91.59
6	33		Francis WILLIAMSON	KTM - SJ Racing / Bracken Motorcycles	1:45.996	9	13	2.649	0.190	91.43
7	4		Dave HEAL	KTM - Littlewood Fencing / D Heal R'g	1:46.599	5	6	3.252	0.603	90.91
8	23	C	Sam BISHOP	KTM - Kester Cunningham John/Sam Bishop	1:47.221	8	12	3.874	0.622	90.38
9	77	C	Jonathan RAILTON	KTM - Ducks X Racing	1:47.246	12	14	3.899	0.025	90.36
10	16	C	Taryn SKINNER	KTM - CarCrac Racing	1:47.874	11	13	4.527	0.628	89.83
11	5		Bruce WILSON	KTM - KTM UK	1:47.941	11	13	4.594	0.067	89.78
12	21	C	Adam FOSTER	KTM - Fozzy Racing	1:48.380	9	12	5.033	0.439	89.41
13	43		Ben TAYLOR	KTM - M & B Motorsport	1:48.498	12	12	5.151	0.118	89.32
14	0		Jonathan PEARSON	KTM - KTM UK / Superbike Magazine	1:49.039	12	13	5.692	0.541	88.87
15	13		Andy BATTYE	KTM - Anthracite Racing	1:49.076	2	2	5.729	0.037	88.84
16	74		Rikki OWEN	KTM - RO Racing	1:49.460	4	10	6.113	0.384	88.53
17	71		Ritchie THORNTON	KTM - TA Creative Ltd / P&H Motorcycles	1:49.478	10	13	6.131	0.018	88.52
18	18	C	Jon PAINE	KTM - Jon Paine Racing	1:50.110	13	13	6.763	0.632	88.01
19	10		Andrew MARRIOTT	KTM - AMR Racing	1:51.338	10	13	7.991	1.228	87.04
20	14		Nick HOBDEN	KTM - Littlewood Fencing / D Heal R'g	1:52.481	10	11	9.134	1.143	86.15

QUALIFICATION MAXIMA (110% of 1:43.347) = 1:53.681

DNQ	69		Peter HASLER	KTM - Art of Racing / Boast Plumbing	1:55.461	9	10	12.114	2.980	83.93
DNQ	28	C	Ben BROADWAY	KTM - Ben Broadway Racing	1:58.304	5	7	14.957	2.843	81.91

Weather / Track : Sunny / Dry

These results are provisional until the conclusion of any judicial and technical matters.

Oulton Park International
Circuit Length = 2.6920 miles
Start: 17:26 End: 17:53

Race Director :	Stewards :	Timekeeper :

MCRCB BULLETIN TK055

2009 Focused Events KTM RC8 Super Cup & Under 25 Cup

QUALIFYING - SECTOR ANALYSIS

0	Jonathan PEARSON										KTM UK / Superbike Magazine				
1-	Out	112.0	1:00.212	111.7	32.271	119.4	2:03.978	8-	26.890	130.6	53.121	119.0	30.027	123.8	1:50.038
2-	27.647	131.1	55.105	113.7	30.746	125.4	1:53.498	9-	27.212	134.2	<i>52.057</i>	117.9	<i>29.917</i>	124.0	1:49.186
3-	26.958	129.8	53.804	118.1	30.380	<i>125.9</i>	1:51.142	10-	28.738	91.7	53.801	107.4	34.149	99.1	1:56.688
4-	27.663	130.8	53.589	119.2	In		1:59.062 P	11-	28.981	113.6	58.296	86.8	33.622	<i>125.9</i>	2:00.899
5-	Out	130.1	53.504	<i>119.6</i>	30.835	125.2	3:08.198	12-	26.683	135.3	52.282	119.4	30.074	125.4	1:49.039
6-	26.900	<i>135.8</i>	52.774	116.7	32.891	124.5	1:52.565	13-	<i>26.666</i>	134.2	57.728	109.7	32.637	119.6	1:57.031
7-	26.903	133.4	52.840	117.3	30.054	125.4	1:49.797								
1	David WOOD										KTM UK				
1-	Out	133.7	54.321	122.2	30.206	130.6	1:50.067	8-	25.265	141.3	50.026	124.0	28.458	129.0	1:43.749
2-	26.002	140.4	51.595	123.1	28.871	130.6	1:46.468	9-	30.182	107.9	55.817	113.6	In		2:03.820 P
3-	25.715	137.8	50.701	123.1	28.682	131.6	1:45.098	10-	Out	135.6	1:01.983	113.7	29.545	130.8	3:52.500
4-	25.501	140.7	50.035	123.8	28.356	<i>132.6</i>	1:43.892	11-	<i>25.148</i>	<i>142.5</i>	51.270	117.7	30.171	130.1	1:46.589
5-	28.573	115.7	54.060	119.6	29.481	131.3	1:52.114	12-	25.439	138.9	50.191	123.4	<i>28.217</i>	129.8	1:43.847
6-	25.399	140.1	<i>49.638</i>	<i>125.2</i>	28.310	131.3	1:43.347	13-	25.304	140.4	49.818	122.0	28.358	131.6	1:43.480
7-	31.604	97.5	58.141	117.5	28.791	130.8	1:58.536								
4	Dave HEAL										Littlewood Fencing / D Heal R'g				
1-	Out	120.7	57.995	113.0	30.801	125.2	1:57.482	4-	26.120	<i>138.1</i>	51.602	117.7	29.181	<i>128.1</i>	1:46.903
2-	26.822	136.7	53.083	116.3	29.736	126.9	1:49.641	5-	<i>26.081</i>	137.5	<i>51.486</i>	<i>118.8</i>	<i>29.032</i>	127.6	1:46.599
3-	26.410	135.8	52.547	118.4	29.178	127.6	1:48.135	6-	26.298	136.4	51.706	115.9	In		1:58.043 P
5	Bruce WILSON										KTM UK				
1-	Out	128.6	59.702	108.8	31.603	126.9	2:00.934	8-	26.430	137.8	53.282	114.3	30.466	<i>130.1</i>	1:50.178
2-	27.661	131.1	56.462	112.2	30.748	127.1	1:54.871	9-	26.776	137.8	52.383	118.8	29.455	129.0	1:48.614
3-	26.828	131.3	55.206	114.1	30.833	127.3	1:52.867	10-	26.328	138.1	52.108	<i>119.6</i>	29.510	128.3	1:47.946
4-	26.887	136.4	53.230	117.9	29.973	128.3	1:50.090	11-	26.299	138.1	<i>51.998</i>	116.5	29.644	129.3	1:47.941
5-	26.713	136.7	53.577	116.1	30.010	126.4	1:50.300	12-	<i>26.174</i>	138.4	52.790	117.5	In		1:57.018 P
6-	26.726	<i>138.7</i>	52.595	118.6	30.054	129.0	1:49.375	13-	Out	138.4	52.262	117.7	<i>29.317</i>	129.3	2:38.427
7-	26.514	138.4	53.150	117.3	29.742	128.8	1:49.406								
8	Ed SMITH										Redline KTM				
1-	Out	130.1	54.986	116.3	29.625	127.3	1:52.470	8-	<i>25.637</i>	137.5	50.782	119.8	28.984	125.7	1:45.403
2-	26.211	136.4	51.402	119.8	37.508	126.1	1:55.121	9-	29.390	123.4	55.037	118.1	In		2:01.348 P
3-	26.161	137.2	51.201	119.8	<i>28.659</i>	126.6	1:46.021	10-	Out	131.3	52.694	119.0	29.495	126.9	4:36.951
4-	25.728	138.1	51.535	118.6	29.525	127.8	1:46.788	11-	25.958	134.5	<i>50.733</i>	119.0	29.133	126.9	1:45.824
5-	26.211	<i>138.4</i>	51.539	117.5	28.829	127.1	1:46.579	12-	26.003	135.8	50.815	120.5	29.168	125.9	1:45.986
6-	25.892	137.0	54.270	100.5	30.933	127.1	1:51.095	13-	25.954	135.6	50.888	119.0	29.142	126.4	1:45.984
7-	25.904	135.8	51.172	<i>120.1</i>	28.844	<i>128.1</i>	1:45.920								
10	Andrew MARRIOTT										AMR Racing				
1-	Out	125.0	58.151	110.4	31.631	118.1	1:58.255	8-	27.714	129.3	54.340	112.6	In		1:59.691 P
2-	28.199	130.8	55.502	113.7	31.019	115.5	1:54.720	9-	Out	130.6	54.121	111.1	30.751	122.5	3:09.615
3-	28.158	132.1	54.105	111.8	31.061	119.0	1:53.324	10-	27.341	132.1	<i>53.157</i>	112.6	30.840	122.7	1:51.338
4-	<i>27.195</i>	133.2	53.835	110.0	30.971	123.4	1:52.001	11-	27.475	133.7	53.306	108.9	30.979	121.3	1:51.760
5-	27.309	130.8	54.000	110.6	31.277	123.1	1:52.586	12-	27.290	<i>134.5</i>	1:13.188	107.5	31.489	122.5	2:11.967
6-	27.278	133.7	53.414	102.1	30.970	<i>123.8</i>	1:51.662	13-	27.223	133.7	53.638	<i>114.1</i>	<i>30.573</i>	121.3	1:51.434
7-	27.412	131.6	1:01.397	109.5	31.873	121.6	2:00.682								
11	Kelvin REILLY										Inmoto Corse				
1-	Out	130.6	55.996	118.1	30.657	127.3	1:55.324	7-	Out	131.1	51.153	116.9	29.004	128.1	3:39.895
2-	26.693	136.1	51.862	121.1	30.148	128.3	1:48.703	8-	<i>25.559</i>	133.9	50.730	116.7	29.136	127.3	1:45.425
3-	26.068	<i>138.1</i>	51.425	<i>122.9</i>	29.122	<i>129.8</i>	1:46.615	9-	25.666	136.1	50.946	117.7	28.965	128.1	1:45.577
4-	25.775	136.7	50.507	120.3	<i>28.782</i>	128.6	1:45.064	10-	26.078	134.5	52.861	103.1	In		1:55.044 P
5-	26.151	136.7	50.762	115.5	29.088	127.8	1:46.001	11-	Out	135.8	50.559	119.8	28.984	127.6	2:55.798
6-	28.964	85.5	55.927	117.1	In		2:02.042 P	12-	25.660	137.5	<i>50.436</i>	114.9	29.305	128.8	1:45.401
13	Andy BATTYE										Anthracite Racing				
1-	Out	130.6	56.199	116.3	30.258	<i>124.7</i>	1:53.895	2-	26.415	<i>139.8</i>	<i>52.664</i>	<i>121.1</i>	<i>29.997</i>	<i>124.7</i>	1:49.076
14	Nick HOBDEN										Littlewood Fencing / D Heal R'g				
1-	Out	114.5	59.839	109.3	33.642	120.5	2:01.707	7-	27.460	<i>134.5</i>	54.948	114.1	<i>30.669</i>	120.3	1:53.077

Oulton Park International
Circuit Length = 2.6920 miles
Start: 17:26 End: 17:53

Weather / Track : Sunny / Dry

MCRCB BULLETIN TK055

2009 Focused Events KTM RC8 Super Cup & Under 25 Cup

QUALIFYING - SECTOR ANALYSIS

2-	28.489	130.1	56.488	112.4	32.025	<i>121.8</i>	1:57.002	8-	27.807	126.6	57.126	108.2	33.812	120.0	1:58.745
3-	27.614	133.4	56.707	113.0	31.432	120.3	1:55.753	9-	27.576	132.4	55.159	110.2	31.615	121.3	1:54.350
4-	27.538	131.3	55.768	<i>114.7</i>	31.453	119.0	1:54.759	10-	<i>26.935</i>	133.9	<i>54.485</i>	112.8	31.061	117.7	1:52.481
5-	27.418	131.3	55.941	113.6	31.775	116.7	1:55.134	11-	27.626	133.4	1:07.501	69.4	In		2:25.442 P
6-	28.477	131.1	59.885	101.7	32.433	120.0	2:00.795								
16	Taryn SKINNER				C CarCrac Racing										
1-	Out	114.5	58.432	110.7	31.072	<i>123.4</i>	1:57.404	8-	26.871	135.3	53.044	113.2	In		1:56.672 P
2-	27.563	<i>135.6</i>	54.047	111.8	30.669	121.6	1:52.279	9-	Out	132.9	53.215	<i>115.9</i>	30.156	<i>123.4</i>	2:29.216
3-	26.883	132.1	54.768	114.3	30.459	122.5	1:52.110	10-	26.642	134.8	52.156	114.7	29.999	120.7	1:48.797
4-	27.012	133.7	53.794	114.7	30.695	121.1	1:51.501	11-	<i>26.356</i>	134.8	<i>52.044</i>	114.7	<i>29.474</i>	123.1	1:47.874
5-	26.882	132.6	54.040	113.4	31.379	<i>123.4</i>	1:52.301	12-	26.599	130.3	53.739	113.4	In		1:55.670 P
6-	26.736	135.3	53.196	114.9	30.443	122.0	1:50.375	13-	Out	126.9	58.019	103.2	34.333	106.3	3:06.108
7-	27.136	132.1	53.418	114.1	30.483	123.1	1:51.037								
18	Jon PAINE				C Jon Paine Racing										
1-	Out	121.1	59.893	104.2	32.795	123.4	2:00.902	8-	27.336	133.9	54.018	115.9	30.661	125.2	1:52.015
2-	28.282	136.1	55.913	110.2	31.661	124.5	1:55.856	9-	26.991	<i>136.4</i>	1:04.616	101.5	31.890	125.9	2:03.497
3-	28.574	133.2	55.454	114.7	31.176	<i>126.9</i>	1:55.204	10-	27.053	136.1	53.909	<i>118.7</i>	30.780	125.4	1:51.742
4-	27.518	135.0	54.259	113.0	30.897	126.1	1:52.674	11-	<i>26.798</i>	134.5	53.729	115.3	In		1:59.591 P
5-	27.437	135.8	54.495	113.4	30.899	123.8	1:52.831	12-	Out	110.6	54.647	116.5	31.442	125.7	2:36.950
6-	27.541	134.8	54.652	112.8	30.888	124.7	1:53.081	13-	26.829	135.6	<i>52.862</i>	114.5	<i>30.419</i>	123.4	1:50.110
7-	27.014	136.1	54.014	105.4	30.849	124.0	1:51.877								
21	Adam FOSTER				C Fozzy Racing										
1-	Out	125.2	58.135	105.8	31.320	122.7	1:56.404	7-	27.080	130.8	54.639	106.9	In		2:01.546 P
2-	27.648	132.6	53.057	115.3	31.115	120.0	1:51.820	8-	Out	125.4	55.057	114.7	30.301	122.0	3:40.183
3-	27.305	132.9	52.560	115.7	30.162	121.6	1:50.027	9-	<i>26.419</i>	134.2	52.141	115.3	<i>29.820</i>	122.7	1:48.380
4-	26.538	<i>135.3</i>	52.306	116.1	29.991	120.5	1:48.835	10-	26.475	132.6	<i>52.074</i>	<i>117.3</i>	29.906	122.5	1:48.455
5-	27.005	130.8	52.868	113.7	30.530	120.9	1:50.403	11-	27.401	130.6	57.508	106.4	In		2:06.362 P
6-	26.566	133.4	52.487	116.9	29.867	123.8	1:48.920	12-	Out	131.1	53.179	111.7	30.150	<i>124.5</i>	2:41.453
23	Sam BISHOP				C Kester Cunningham John/Sam Bishop										
1-	Out	135.0	54.436	117.3	29.926	127.1	1:51.297	7-	Out	137.5	52.920	118.4	29.625	<i>128.6</i>	5:22.555
2-	26.601	138.7	52.548	<i>121.6</i>	29.880	126.6	1:49.029	8-	<i>26.218</i>	<i>139.5</i>	<i>51.646</i>	120.7	<i>29.357</i>	125.7	1:47.221
3-	26.267	137.8	51.991	116.1	29.761	126.6	1:48.019	9-	26.380	138.4	52.002	119.4	30.043	127.6	1:48.425
4-	26.402	136.4	51.878	119.8	29.616	127.6	1:47.896	10-	26.352	133.9	52.171	119.2	29.845	125.9	1:48.368
5-	26.308	136.4	51.842	120.7	29.443	127.3	1:47.593	11-	29.138	108.6	1:32.350	113.7	31.247	126.6	2:32.735
6-	27.621	132.4	57.057	116.3	In		2:05.003 P	12-	26.744	137.8	52.159	119.2	29.999	123.8	1:48.902
28	Ben BROADWAY				C Ben Broadway Racing										
1-	Out	112.2	1:02.605	107.4	33.802	114.3	2:06.317	5-	<i>28.527</i>	131.3	<i>57.383</i>	110.2	32.394	117.5	1:58.304
2-	29.623	121.6	58.563	110.7	32.495	<i>120.9</i>	2:00.681	6-	28.895	<i>131.8</i>	59.355	109.3	In		2:08.006 P
3-	28.804	131.1	57.751	108.6	33.047	119.6	1:59.602	7-	Out	121.1	1:21.846	85.3	In		4:08.362 P
4-	29.878	122.0	57.675	<i>111.3</i>	<i>32.177</i>	117.7	1:59.730								
33	Francis WILLIAMSON				SJ Racing / Bracken Motorcycles										
1-	Out	125.4	56.603	114.5	30.227	125.9	1:55.027	8-	Out	132.1	52.379	116.9	29.534	<i>127.6</i>	3:43.171
2-	26.831	138.7	52.472	117.3	29.835	126.9	1:49.138	9-	<i>25.725</i>	137.8	<i>50.815</i>	118.8	<i>29.456</i>	126.9	1:45.996
3-	26.092	137.5	52.749	116.1	29.728	127.3	1:48.569	10-	25.868	<i>139.8</i>	51.095	116.1	29.508	126.4	1:46.471
4-	26.242	136.1	52.255	115.5	29.664	125.9	1:48.161	11-	26.217	138.4	51.205	116.9	29.593	124.5	1:47.015
5-	26.122	136.4	51.670	114.3	29.643	126.1	1:47.435	12-	26.576	135.3	53.590	107.0	30.300	127.1	1:50.466
6-	25.919	136.7	51.232	117.1	29.528	125.7	1:46.679	13-	26.673	132.4	52.667	112.2	29.947	122.0	1:49.287
7-	25.876	138.1	51.342	<i>119.4</i>	In		1:52.206 P								
43	Ben TAYLOR				M & B Motorsport										
1-	Out	120.7	58.599	116.5	31.822	117.5	2:01.848	7-	Out	121.8	57.003	116.3	30.787	125.7	4:03.598
2-	27.904	134.5	55.606	116.1	30.548	126.6	1:54.058	8-	27.034	135.3	53.880	116.3	30.316	128.8	1:51.230
3-	26.811	134.8	53.997	117.9	30.740	129.3	1:51.548	9-	28.073	132.6	55.699	100.5	30.669	126.9	1:54.441
4-	30.283	133.7	53.453	117.7	30.415	127.3	1:54.151	10-	26.598	135.0	53.130	113.4	30.262	129.3	1:49.990
5-	26.692	133.4	53.149	<i>118.4</i>	30.094	127.6	1:49.935	11-	26.638	<i>138.7</i>	53.117	115.9	30.278	127.8	1:50.033
6-	27.138	134.5	57.762	100.2	In		2:05.803 P	12-	<i>26.538</i>	136.4	<i>52.386</i>	118.1	<i>29.554</i>	<i>130.8</i>	1:48.498

Oulton Park International
Circuit Length = 2.6920 miles
Start: 17:26 End: 17:53

Weather / Track : Sunny / Dry

MCRCB BULLETIN TK055

2009 Focused Events KTM RC8 Super Cup & Under 25 Cup

QUALIFYING - SECTOR ANALYSIS

69	Peter HASLER		Art of Racing / Boast Plumbing												
1-	Out 108.6	1:02.028	96.8	34.394	115.1	2:08.040	6-	Out 119.8	57.872	103.7	32.070	111.3	4:30.346		
2-	30.597	116.1	1:00.559	101.7	33.352	101.4	2:04.508	7-	29.901	110.6	1:17.849	88.8	In	2:27.025 P	
3-	29.529	121.8	58.447	103.7	33.029	118.1	2:01.005	8-	Out 124.3	56.931	105.5	32.936	119.4	4:09.153	
4-	29.075	118.8	57.384	105.5	32.705	116.7	1:59.164	9-	<i>27.914</i>	126.4	56.262	108.8	<i>31.285 120.5</i>	1:55.461	
5-	28.799	126.4	57.634	<i>110.2</i>	In	2:03.840 P	10-	28.608	<i>129.3</i>	<i>55.284</i>	107.2	32.393	120.0	1:56.285	
71	Ritchie THORNTON		TA Creative Ltd / P&H Motorcycles												
1-	Out 121.8	1:00.476	106.7	31.499	124.0	1:59.823	8-	27.246	129.6	54.857	113.2	30.522	122.9	1:52.625	
2-	27.411	<i>135.3</i>	54.557	<i>116.3</i>	30.634	<i>127.1</i>	1:52.602	9-	27.390	131.8	53.143	115.3	30.094	124.0	1:50.627
3-	27.137	133.2	54.105	114.3	30.244	123.1	1:51.486	10-	<i>26.847</i>	133.7	52.648	116.1	<i>29.983</i>	125.7	1:49.478
4-	27.274	131.6	53.505	113.4	30.991	120.0	1:51.770	11-	27.034	132.9	52.874	115.5	30.193	122.2	1:50.101
5-	27.322	131.8	54.079	115.1	30.485	125.4	1:51.886	12-	27.423	129.8	54.604	108.1	31.478	116.5	1:53.505
6-	26.914	134.5	53.288	115.3	30.316	126.9	1:50.518	13-	27.581	133.4	53.344	110.7	31.211	124.5	1:52.136
7-	27.194	130.3	53.534	114.5	30.228	124.5	1:50.956								
74	Rikki OWEN		RO Racing												
1-	Out 116.3	59.698	116.5	32.092	122.7	1:59.465	6-	<i>26.448</i>	136.4	52.782	116.3	30.497	123.8	1:49.727	
2-	27.143	136.7	54.433	<i>119.0</i>	30.430	122.2	1:52.006	7-	31.132	80.5	1:01.603	104.7	In	2:14.914 P	
3-	27.432	136.1	54.248	117.5	<i>30.169 125.7</i>	1:51.849	8-	Out 128.3	54.430	117.5	30.236	123.1	4:54.575		
4-	26.480	<i>137.5</i>	<i>52.759</i>	118.8	30.221	123.4	1:49.460	9-	26.522	133.9	53.506	115.5	30.201	122.9	1:50.229
5-	26.905	131.1	54.078	110.0	30.710	124.3	1:51.693	10-	26.476	137.0	56.473	88.3	In	2:12.607 P	
77	Jonathan RAILTON		C Ducks X Racing												
1-	Out 122.9	58.211	108.4	31.067	121.3	1:56.866	8-	26.346	137.0	51.513	<i>120.7</i>	<i>29.399</i>	127.6	1:47.258	
2-	27.181	138.7	52.915	119.2	30.111	125.9	1:50.207	9-	<i>26.149</i>	137.5	51.834	119.6	29.565	120.3	1:47.548
3-	26.353	137.5	52.336	118.8	29.632	<i>128.6</i>	1:48.321	10-	26.538	135.8	52.014	119.0	29.654	126.1	1:48.206
4-	26.353	138.4	51.882	118.6	30.514	126.9	1:48.749	11-	26.208	136.7	<i>51.445</i>	117.3	29.601	125.4	1:47.254
5-	26.434	137.2	52.048	117.9	29.653	127.1	1:48.135	12-	26.162	<i>139.5</i>	51.536	118.4	29.548	125.9	1:47.246
6-	26.532	136.7	51.786	118.1	29.922	127.8	1:48.240	13-	26.832	135.6	53.880	109.3	31.109	126.9	1:51.821
7-	26.167	137.0	52.695	117.7	30.613	126.4	1:49.475	14-	26.740	138.4	51.937	119.4	30.023	125.9	1:48.700
81	Pauli PEKKANEN		Inmoto Corse												
1-	Out 133.4	54.764	119.4	29.657	129.5	1:52.209	7-	<i>25.638</i>	140.7	50.176	123.8	28.796	128.6	1:44.610	
2-	26.160	140.1	51.485	120.1	29.199	130.1	1:46.844	8-	28.840	125.7	54.197	98.0	In	2:00.122 P	
3-	25.884	140.4	50.944	120.3	28.828	129.8	1:45.656	9-	Out 137.5	51.243	122.9	28.849	130.3	3:30.541	
4-	25.793	141.3	50.400	122.2	28.790	127.1	1:44.983	10-	25.653	139.8	<i>49.844</i>	122.5	<i>28.568 131.3</i>	1:44.065	
5-	25.858	140.4	50.269	122.0	28.786	126.1	1:44.913	11-	27.034	131.3	51.073	122.2	29.180	125.4	1:47.287
6-	28.376	140.1	50.290	<i>124.0</i>	28.889	127.6	1:47.555	12-	25.706	<i>141.6</i>	49.901	123.6	28.642	127.3	1:44.249
88	James EDMEADES		Redline Racing / VCG												
1-	Out 131.8	54.983	115.5	30.953	<i>126.6</i>	1:52.937	6-	25.954	137.8	<i>50.844</i>	117.9	<i>29.085</i>	125.9	1:45.883	
2-	26.038	137.2	51.712	117.7	29.324	<i>126.6</i>	1:47.074	7-	28.701	102.1	1:07.127	82.1	In	2:14.623 P	
3-	25.758	138.1	51.119	<i>121.6</i>	29.123	126.4	1:46.000	8-	Out 129.1	1:02.509	81.0	30.852	125.4	5:36.654	
4-	25.772	138.1	52.525	111.5	In	1:53.960 P	9-	25.731	<i>139.8</i>	50.856	119.2	29.219	125.4	1:45.806	
5-	Out 135.8	53.782	119.8	29.663	124.7	3:10.663	10-	<i>25.657</i>	138.1	51.980	118.6	29.402	118.1	1:47.039	

MCRCB BULLETIN TK056

2009 Focused Events KTM RC8 Super Cup & Under 25 Cup

QUALIFYING - SPEED TRAPS

SECTOR 1				SECTOR 2			FINISH LINE		
POS	NO	NAME	MPH	NO	NAME	MPH	NO	NAME	MPH
1	1	David WOOD	142.5	1	David WOOD	125.2	1	David WOOD	132.6
2	81	Pauli PEKKANEN	141.6	81	Pauli PEKKANEN	124.0	81	Pauli PEKKANEN	131.3
3	13	Andy BATTYE	139.8	11	Kelvin REILLY	122.9	43	Ben TAYLOR	130.8
4	33	Francis WILLIAMSON	139.8	23	Sam BISHOP	121.6	5	Bruce WILSON	130.1
5	88	James EDMEADES	139.8	88	James EDMEADES	121.6	11	Kelvin REILLY	129.8
6	23	Sam BISHOP	139.5	13	Andy BATTYE	121.1	23	Sam BISHOP	128.6
7	77	Jonathan RAILTON	139.5	8	Ed SMITH	120.7	77	Jonathan RAILTON	128.6
8	5	Bruce WILSON	138.7	77	Jonathan RAILTON	120.1	4	Dave HEAL	128.1
9	43	Ben TAYLOR	138.7	0	Jonathan PEARSON	119.6	8	Ed SMITH	128.1
10	8	Ed SMITH	138.4	5	Bruce WILSON	119.6	33	Francis WILLIAMSON	127.6
11	4	Dave HEAL	138.1	33	Francis WILLIAMSON	119.4	71	Ritchie THORNTON	127.1
12	11	Kelvin REILLY	138.1	74	Rikki OWEN	119.0	18	Jon PAINE	126.9
13	74	Rikki OWEN	137.5	4	Dave HEAL	118.8	88	James EDMEADES	126.6
14	18	Jon PAINE	136.4	43	Ben TAYLOR	118.4	0	Jonathan PEARSON	125.9
15	0	Jonathan PEARSON	135.8	18	Jon PAINE	118.1	74	Rikki OWEN	125.7
16	16	Taryn SKINNER	135.6	21	Adam FOSTER	117.3	13	Andy BATTYE	124.7
17	21	Adam FOSTER	135.3	71	Ritchie THORNTON	116.3	21	Adam FOSTER	124.5
18	71	Ritchie THORNTON	135.3	16	Taryn SKINNER	115.9	10	Andrew MARRIOTT	123.8
19	10	Andrew MARRIOTT	134.5	14	Nick HOBDEN	114.7	16	Taryn SKINNER	123.4
20	14	Nick HOBDEN	134.5	10	Andrew MARRIOTT	114.1	14	Nick HOBDEN	121.8
21	28	Ben BROADWAY	131.8	28	Ben BROADWAY	111.3	28	Ben BROADWAY	120.9
22	69	Peter HASLER	129.3	69	Peter HASLER	110.2	69	Peter HASLER	120.5

Weather / Track : Sunny / Dry

www.tsl-timing.com

Oulton Park International
Circuit Length = 2.6920 miles
Start: 17:26 End: 17:53

Printed - 17.56 Sunday, 03 May 2009

MCRCB BULLETIN TK057

2009 Focused Events KTM RC8 Super Cup & Under 25 Cup

QUALIFYING - BEST SECTOR TIMES


SECTOR 1			SECTOR 2			SECTOR 3			IDEAL / BEST COMPARISON						
POS	NO	NAME	TIME	NO	NAME	TIME	NO	NAME	TIME	POS	NO	NAME	IDEAL	BEST	DIFF
1	1	WOOD	25.148	1	WOOD	49.638	1	WOOD	28.217	1	1	WOOD	1:43.003	1:43.347	0.344
2	11	REILLY	25.559	81	PEKKANEN	49.844	81	PEKKANEN	28.568	2	81	PEKKANEN	1:44.050	1:44.065	0.015
3	8	SMITH	25.637	11	REILLY	50.436	8	SMITH	28.659	3	11	REILLY	1:44.777	1:45.064	0.287
4	81	PEKKANEN	25.638	8	SMITH	50.733	11	REILLY	28.782	4	8	SMITH	1:45.029	1:45.403	0.374
5	88	EDMEADES	25.657	33	WILLIAMSON	50.815	4	HEAL	29.032	5	88	EDMEADES	1:45.586	1:45.806	0.220
6	33	WILLIAMSON	25.725	88	EDMEADES	50.844	88	EDMEADES	29.085	6	33	WILLIAMSON	1:45.996	1:45.996	0.000
7	13	BATTYE	26.012	77	RAILTON	51.445	5	WILSON	29.317	7	4	HEAL	1:46.599	1:46.599	0.000
8	4	HEAL	26.081	4	HEAL	51.486	23	BISHOP	29.357	8	77	RAILTON	1:46.993	1:47.246	0.253
9	77	RAILTON	26.149	23	BISHOP	51.646	77	RAILTON	29.399	9	23	BISHOP	1:47.221	1:47.221	0.000
10	5	WILSON	26.174	5	WILSON	51.998	33	WILLIAMSON	29.456	10	5	WILSON	1:47.489	1:47.941	0.452
11	23	BISHOP	26.218	16	SKINNER	52.044	16	SKINNER	29.474	11	16	SKINNER	1:47.874	1:47.874	0.000
12	16	SKINNER	26.356	0	PEARSON	52.057	43	TAYLOR	29.554	12	21	FOSTER	1:48.313	1:48.380	0.067
13	21	FOSTER	26.419	21	FOSTER	52.074	21	FOSTER	29.820	13	43	TAYLOR	1:48.498	1:48.498	0.000
14	74	OWEN	26.448	43	TAYLOR	52.386	0	PEARSON	29.917	14	0	PEARSON	1:48.640	1:49.039	0.399
15	43	TAYLOR	26.558	71	THORNTON	52.449	71	THORNTON	29.983	15	13	BATTYE	1:48.673	1:49.076	0.403
16	0	PEARSON	26.666	13	BATTYE	52.664	13	BATTYE	29.997	16	71	THORNTON	1:49.279	1:49.478	0.199
17	18	PAINE	26.798	74	OWEN	52.759	74	OWEN	30.169	17	74	OWEN	1:49.376	1:49.460	0.084
18	71	THORNTON	26.847	18	PAINE	52.862	18	PAINE	30.419	18	18	PAINE	1:50.079	1:50.110	0.031
19	14	HOBDEN	26.935	10	MARRIOTT	53.157	10	MARRIOTT	30.573	19	10	MARRIOTT	1:50.925	1:51.338	0.413
20	10	MARRIOTT	27.195	14	HOBDEN	54.485	14	HOBDEN	30.669	20	14	HOBDEN	1:52.089	1:52.481	0.392
21	69	HASLER	27.914	69	HASLER	55.284	69	HASLER	31.285	21	69	HASLER	1:54.483	1:55.461	0.978
22	28	BROADWAY	28.527	28	BROADWAY	57.383	28	BROADWAY	32.177	22	28	BROADWAY	1:58.087	1:58.304	0.217
											Perfect Lap		1:43.003		

MCRCB BULLETIN TK058

2009 Focused Events KTM RC8 Super Cup & Under 25 Cup

RACE 4 - PROVISIONAL GRID

ROW 6		1:58.304 28 Ben BROADWAY	1:55.461 69 Peter HASLER	
ROW 5	1:52.481 14 Nick HOBDEN	1:51.338 10 Andrew MARRIOTT	1:50.110 18 Jon PAINE	1:49.478 71 Ritchie THORNTON
ROW 4	1:49.460 74 Rikki OWEN	1:49.076 13 Andy BATTYE	1:49.039 0 Jonathan PEARSON	1:48.498 43 Ben TAYLOR
ROW 3	1:48.380 21 Adam FOSTER	1:47.941 5 Bruce WILSON	1:47.874 16 Taryn SKINNER	1:47.246 77 Jonathan RAILTON
ROW 2	1:47.221 23 Sam BISHOP	1:46.599 4 Dave HEAL	1:45.996 33 Francis WILLIAMSON	1:45.806 88 James EDMEADES
ROW 1	1:45.403 8 Ed SMITH	1:45.064 11 Kelvin REILLY	1:44.065 81 Pauli PEKKANEN	1:43.347 1 David WOOD
Pole				



Oulton Park International
Circuit Length = 2.6920 miles

Race Director :	Stewards :	Timekeeper :
-----------------	------------	--------------

MCRCB BULLETIN TK084

2009 Focused Events KTM RC8 Super Cup & Under 25 Cup WARM-UP - CLASSIFICATION

POS	NO	CL	NAME	ENTRY	TIME	ON	LAPS	GAP	DIFF	MPH
1	11		Kelvin REILLY	KTM - Inmoto Corse	1:55.800	5	5			83.68
2	1		David WOOD	KTM - KTM UK	1:56.370	5	5	0.570	0.570	83.28
3	88		James EDMEADES	KTM - Redline Racing / VCG	1:56.692	5	5	0.892	0.322	83.05
4	77	C	Jonathan RAILTON	KTM - Ducks X Racing	1:56.992	5	5	1.192	0.300	82.83
5	33		Francis WILLIAMSON	KTM - SJ Racing / Bracken Motorcycles	1:57.170	5	5	1.370	0.178	82.71
6	81		Pauli PEKKANEN	KTM - Inmoto Corse	1:57.212	4	5	1.412	0.042	82.68
7	4		Dave HEAL	KTM - Littlewood Fencing / D Heal R'g	1:57.529	4	5	1.729	0.317	82.45
8	23	C	Sam BISHOP	KTM - Kester Cunningham John/Sam Bishop	1:58.603	5	5	2.803	1.074	81.71
9	8		Ed SMITH	KTM - Redline KTM	1:59.094	4	5	3.294	0.491	81.37
10	43		Ben TAYLOR	KTM - M & B Motorsport	2:00.436	5	5	4.636	1.342	80.46
11	21	C	Adam FOSTER	KTM - Fozzy Racing	2:00.461	5	5	4.661	0.025	80.45
12	0		Jonathan PEARSON	KTM - KTM UK / Superbike Magazine	2:00.544	4	5	4.744	0.083	80.39
13	10		Andrew MARRIOTT	KTM - AMR Racing	2:00.585	5	5	4.785	0.041	80.36
14	16	C	Taryn SKINNER	KTM - CarCarc Racing	2:01.144	5	5	5.344	0.559	79.99
15	5		Bruce WILSON	KTM - KTM UK	2:01.546	5	5	5.746	0.402	79.73
16	69		Peter HASLER	KTM - Art of Racing / Boast Plumbing	2:02.195	5	5	6.395	0.649	79.31
17	71		Ritchie THORNTON	KTM - TA Creative Ltd / P&H Motorcycles	2:02.522	5	5	6.722	0.327	79.09
18	14		Nick HOBDEN	KTM - Littlewood Fencing / D Heal R'g	2:02.841	5	5	7.041	0.319	78.89
19	18	C	Jon PAINE	KTM - Jon Paine Racing	2:03.614	4	4	7.814	0.773	78.39
20	13		Andy BATTYE	KTM - Anthracite Racing	2:04.027	3	4	8.227	0.413	78.13
21	74		Rikki OWEN	KTM - RO Racing	2:07.509	4	4	11.709	3.482	76.00

Weather / Track : Cloudy / Wet

These results are provisional until the conclusion of any judicial and technical matters.

Oulton Park International
Circuit Length = 2.6920 miles
Start: 09:48 End: 09:59

Race Director :

Stewards :

Timekeeper :

MCRCB BULLETIN TK085

2009 Focused Events KTM RC8 Super Cup & Under 25 Cup

WARM-UP - SECTOR ANALYSIS

0	Jonathan PEARSON				KTM UK / Superbike Magazine													
1-	Out	94.4	1:07.247	98.0	36.033	113.0	2:19.068	4-	<i>29.520</i>	<i>125.2</i>	<i>57.707</i>	110.2	33.317	120.5	2:00.544			
2-		31.521	122.2	59.792	109.3	33.773	116.3	2:05.086	5-	29.532	124.0	59.219	<i>111.5</i>	32.806	120.0	2:01.557		
3-		30.403	124.7	59.366	110.6	<i>32.674</i>	<i>121.6</i>	2:02.443										
1	David WOOD				KTM UK													
1-	Out	132.6	58.343	113.9	32.770	116.9	1:59.389	4-	28.895	135.3	56.746	115.5	<i>31.561</i>	<i>124.7</i>	31.622	122.9	1:57.202	
2-		30.166	132.6	57.773	113.0	32.118	122.0	2:00.057	5-	<i>28.676</i>	<i>136.4</i>	<i>56.072</i>	<i>119.2</i>				1:56.370	
3-		29.675	133.9	57.541	110.4	31.809	120.5	1:59.025										
4	Dave HEAL				Littlewood Fencing / D Heal R'g													
1-	Out	122.5	1:01.339	105.2	33.889	117.3	2:04.189	4-	29.541	129.3	<i>56.260</i>	<i>113.6</i>	<i>31.728</i>	119.2			1:57.529	
2-		31.021	120.5	58.801	111.1	32.827	<i>120.3</i>	2:02.649	5-	<i>29.105</i>	127.1	1:05.705	89.8	ln			2:18.050 P	
3-		29.459	<i>130.6</i>	56.601	113.2	31.814	117.3	1:57.874										
5	Bruce WILSON				KTM UK													
1-	Out	105.5	1:06.189	102.5	34.328	120.9	2:13.461	4-	29.311	<i>132.6</i>	59.565	101.1	33.028	116.5			2:01.904	
2-		30.882	123.1	1:01.395	<i>113.4</i>	33.141	122.2	2:05.418	5-	<i>29.111</i>	132.1	<i>59.465</i>	109.1	<i>32.970</i>	<i>122.9</i>			2:01.546
3-		30.104	126.4	1:00.302	112.8	33.152	120.9	2:03.558										
8	Ed SMITH				Redline KTM													
1-	Out	116.3	1:09.873	97.7	34.004	116.7	2:14.841	4-	<i>29.312</i>	126.9	<i>57.448</i>	<i>112.0</i>	32.334	116.9			1:59.094	
2-		30.450	116.5	59.854	107.2	32.711	113.4	2:03.015	5-	29.378	<i>127.8</i>	1:02.395	106.0	32.543	<i>117.3</i>		2:04.316	
3-		29.445	126.6	58.223	110.4	<i>32.327</i>	116.3	1:59.995										
10	Andrew MARRIOTT				AMR Racing													
1-	Out	126.1	1:01.878	105.8	35.386	118.1	2:07.797	4-	30.108	126.1	58.264	106.4	33.144	<i>119.0</i>			2:01.516	
2-		30.629	127.3	59.786	107.7	32.977	113.7	2:03.392	5-	30.062	123.4	<i>58.006</i>	<i>109.5</i>	<i>32.517</i>	118.1		2:00.585	
3-		<i>29.902</i>	<i>127.6</i>	58.390	107.9	33.300	118.1	2:01.592										
11	Kelvin REILLY				Inmoto Corse													
1-	Out	121.1	1:00.352	111.5	33.620	116.5	2:03.893	4-	<i>28.272</i>	<i>131.1</i>	55.829	112.4	32.095	120.0			1:56.196	
2-		30.559	127.8	57.066	112.6	32.879	118.1	2:00.504	5-	28.363	130.1	55.834	112.8	<i>31.603</i>	<i>121.6</i>		1:55.800	
3-		29.064	130.1	55.964	113.2	31.851	120.5	1:56.879										
13	Andy BATTYE				Anthracite Racing													
1-	Out	106.4	1:04.593	102.6	35.512	113.5	2:12.345	3-	30.310	<i>127.8</i>	1:00.614	<i>114.3</i>	<i>32.103</i>	116.7			2:04.027	
2-		31.425	114.5	1:01.222	103.7	34.566	118.8	2:07.213	4-	<i>30.221</i>	123.8	1:07.570	104.0	33.603	<i>121.8</i>		2:11.394	
14	Nick HOBDEN				Littlewood Fencing / D Heal R'g													
1-	Out	108.6	1:03.564	106.0	35.728	113.9	2:11.697	4-	30.135	<i>130.8</i>	59.994	108.9	<i>32.720</i>	114.7			2:03.849	
2-		31.030	122.0	1:01.429	102.8	34.304	113.5	2:06.763	5-	<i>29.621</i>	128.6	<i>59.296</i>	103.7	33.924	<i>115.5</i>		2:02.841	
3-		30.996	124.5	1:00.366	<i>109.8</i>	34.639	<i>115.5</i>	2:06.001										
16	Taryn SKINNER				C CarCarc Racing													
1-	Out	111.1	1:06.275	99.3	35.111	103.1	2:14.947	4-	29.803	122.2	59.558	109.1	33.298	113.9			2:02.659	
2-		31.441	<i>126.4</i>	1:00.195	106.4	33.397	108.8	2:05.033	5-	<i>29.675</i>	124.5	<i>58.979</i>	<i>110.7</i>	<i>32.490</i>	116.1		2:01.144	
3-		30.075	125.2	1:00.164	100.5	33.799	<i>116.3</i>	2:04.038										
18	Jon PAINE				C Jon Paine Racing													
1-	Out	121.6	1:04.398	96.6	34.403	116.7	2:12.159	3-	30.125	129.6	1:00.612	105.2	<i>32.132</i>	118.8			2:03.869	
2-		31.181	130.3	1:00.965	108.1	33.429	116.5	2:05.575	4-	30.037	129.8	<i>1:00.190</i>	<i>109.8</i>	33.387	<i>120.0</i>		2:03.614	
21	Adam FOSTER				C Fozzy Racing													
1-	Out	110.2	1:05.277	95.6	35.337	108.8	2:14.330	4-	<i>29.512</i>	<i>127.3</i>	59.816	102.1	33.311	112.0			2:02.639	
2-		31.045	123.6	1:00.939	106.5	33.901	114.3	2:05.885	5-	29.596	<i>127.3</i>	<i>58.379</i>	102.5	<i>32.486</i>	<i>117.1</i>		2:00.461	
3-		29.567	126.1	59.110	<i>108.2</i>	33.294	116.7	2:01.971										
23	Sam BISHOP				C Kester Cunningham John/Sam Bishop													
1-	Out	116.3	1:00.993	106.9	33.737	117.9	2:05.184	4-	29.508	129.6	56.872	<i>113.4</i>	<i>32.236</i>	119.6			1:58.616	
2-		30.486	<i>132.9</i>	58.159	112.6	32.996	116.7	2:01.641	5-	<i>29.062</i>	131.6	<i>56.763</i>	112.4	32.778	119.2		1:58.603	
3-		29.912	131.6	57.124	112.6	32.266	<i>119.8</i>	1:59.302										

Oulton Park International
Circuit Length = 2.6920 miles
Start: 09:48 End: 09:59

Weather / Track : Cloudy / Wet

MCRCB BULLETIN TK085

2009 Focused Events KTM RC8 Super Cup & Under 25 Cup

WARM-UP - SECTOR ANALYSIS

33	Francis WILLIAMSON		SJ Racing / Bracken Motorcycles							
1-	Out 104.4	1:06.684 97.3	35.252 114.7	2:14.704	4-	28.754 133.4	57.231 113.0	<i>31.960 121.8</i>	1:57.945	
2-	30.734 124.5	1:00.829 108.4	34.108 117.7	2:05.671	5-	<i>28.715 133.7</i>	<i>56.206</i> 114.1	32.249 121.1	1:57.170	
3-	30.001 129.3	58.596 <i>114.9</i>	33.002 118.4	2:01.599						
43	Ben TAYLOR		M & B Motorsport							
1-	Out 114.5	1:04.621 105.2	38.312 110.6	2:13.113	4-	29.918 127.8	59.165 <i>111.7</i>	33.282 119.8	2:02.365	
2-	31.689 123.1	1:00.888 104.4	34.103 120.0	2:06.680	5-	<i>29.288 131.6</i>	<i>58.449</i> 110.6	<i>32.699 122.2</i>	2:00.436	
3-	30.218 128.3	59.467 110.2	33.695 115.3	2:03.380						
69	Peter HASLER		Art of Racing / Boast Plumbing							
1-	Out 108.1	1:06.195 91.4	35.225 112.8	2:13.090	4-	<i>29.567 125.0</i>	59.830 101.5	33.453 117.1	2:02.850	
2-	31.288 121.6	1:01.862 104.4	33.673 116.7	2:06.823	5-	29.676 124.0	<i>58.873 105.7</i>	33.646 <i>118.1</i>	2:02.195	
3-	29.931 118.4	1:01.170 98.5	<i>33.393</i> 113.9	2:04.494						
71	Ritchie THORNTON		TA Creative Ltd / P&H Motorcycles							
1-	Out 108.2	1:04.191 99.9	34.606 113.4	2:10.417	4-	31.380 120.5	1:00.036 108.9	33.689 116.9	2:05.105	
2-	31.723 109.8	1:01.192 104.7	33.991 112.6	2:06.906	5-	<i>30.392</i> 118.8	<i>59.616 109.7</i>	<i>32.514 117.7</i>	2:02.522	
3-	30.455 <i>122.7</i>	1:02.388 108.4	33.852 115.7	2:06.695						
74	Rikki OWEN		RO Racing							
1-	Out 102.6	1:05.971 100.2	37.300 105.3	2:18.523	3-	31.735 118.6	1:01.284 105.7	35.009 <i>114.7</i>	2:08.028	
2-	32.923 115.1	1:02.832 102.9	35.857 111.8	2:11.612	4-	31.433 120.7	1:01.172 107.9	<i>34.904</i> 111.8	2:07.509	
77	Jonathan RAILTON		C Ducks X Racing							
1-	Out 114.7	1:03.980 98.8	34.857 117.9	2:09.385	4-	29.548 <i>132.9</i>	57.133 110.9	32.604 122.2	1:59.285	
2-	30.105 128.6	59.075 108.4	33.139 120.3	2:02.319	5-	<i>28.930</i> 131.6	<i>56.278 114.3</i>	<i>31.784 124.3</i>	1:56.992	
3-	29.236 131.6	59.354 111.3	32.960 116.5	2:01.550						
81	Pauli PEKKANEN		Inmoto Corse							
1-	Out 117.9	1:02.746 104.9	36.128 114.5	2:09.865	4-	29.366 <i>133.2</i>	<i>55.988 115.7</i>	<i>31.858 122.0</i>	1:57.212	
2-	30.359 130.8	58.172 110.2	33.656 115.7	2:02.187	5-	<i>29.362</i> 130.8	56.170 <i>115.7</i>	32.217 121.3	1:57.749	
3-	29.565 131.6	1:04.863 111.3	33.053 118.1	2:07.481						
88	James EDMEADES		Redline Racing / VCG							
1-	Out 120.7	1:01.353 104.0	34.474 115.1	2:04.663	4-	28.950 130.8	56.392 110.0	<i>31.866 120.9</i>	1:57.208	
2-	30.861 125.0	59.235 104.5	33.040 115.7	2:03.136	5-	<i>28.423 131.8</i>	<i>56.015 112.6</i>	32.254 119.6	1:56.692	
3-	29.404 128.6	56.817 107.7	32.256 120.0	1:58.477						

MCRCB BULLETIN TK086

2009 Focused Events KTM RC8 Super Cup & Under 25 Cup

WARM-UP - SPEED TRAPS

SECTOR 1				SECTOR 2			FINISH LINE		
POS	NO	NAME	MPH	NO	NAME	MPH	NO	NAME	MPH
1	1	David WOOD	136.4	1	David WOOD	119.2	1	David WOOD	124.7
2	33	Francis WILLIAMSON	133.7	81	Pauli PEKKANEN	115.1	77	Jonathan RAILTON	124.3
3	81	Pauli PEKKANEN	133.2	33	Francis WILLIAMSON	114.9	5	Bruce WILSON	122.9
4	23	Sam BISHOP	132.9	11	Kelvin REILLY	114.5	43	Ben TAYLOR	122.2
5	77	Jonathan RAILTON	132.9	13	Andy BATTYE	114.3	81	Pauli PEKKANEN	122.0
6	5	Bruce WILSON	132.6	77	Jonathan RAILTON	114.3	13	Andy BATTYE	121.8
7	88	James EDMEADES	131.8	4	Dave HEAL	113.6	33	Francis WILLIAMSON	121.8
8	43	Ben TAYLOR	131.6	5	Bruce WILSON	113.4	0	Jonathan PEARSON	121.6
9	11	Kelvin REILLY	131.1	23	Sam BISHOP	113.4	11	Kelvin REILLY	121.6
10	14	Nick HOBDEN	130.8	88	James EDMEADES	112.6	88	James EDMEADES	120.9
11	18	Jon PAINE	130.8	8	Ed SMITH	112.0	4	Dave HEAL	120.3
12	4	Dave HEAL	130.6	43	Ben TAYLOR	111.7	18	Jon PAINE	120.0
13	8	Ed SMITH	127.8	0	Jonathan PEARSON	111.5	23	Sam BISHOP	119.8
14	13	Andy BATTYE	127.8	16	Taryn SKINNER	110.7	10	Andrew MARRIOTT	119.0
15	10	Andrew MARRIOTT	127.6	14	Nick HOBDEN	109.8	69	Peter HASLER	118.1
16	21	Adam FOSTER	127.3	18	Jon PAINE	109.8	71	Ritchie THORNTON	117.7
17	16	Taryn SKINNER	126.4	71	Ritchie THORNTON	109.7	8	Ed SMITH	117.3
18	0	Jonathan PEARSON	125.2	74	Rikki OWEN	109.7	21	Adam FOSTER	117.1
19	69	Peter HASLER	125.0	10	Andrew MARRIOTT	109.5	16	Taryn SKINNER	116.3
20	71	Ritchie THORNTON	122.7	21	Adam FOSTER	108.2	14	Nick HOBDEN	115.5
21	74	Rikki OWEN	120.9	69	Peter HASLER	105.7	74	Rikki OWEN	114.7

MCRCB BULLETIN TK087

2009 Focused Events KTM RC8 Super Cup & Under 25 Cup


WARM-UP - BEST SECTOR TIMES

SECTOR 1			SECTOR 2			SECTOR 3			IDEAL / BEST COMPARISON						
POS	NO	NAME	TIME	NO	NAME	TIME	NO	NAME	TIME	POS	NO	NAME	IDEAL	BEST	DIFF
1	11	REILLY	28.272	11	REILLY	55.393	1	WOOD	31.561	1	11	REILLY	1:55.268	1:55.800	0.532
2	88	EDMEADES	28.423	81	PEKKANEN	55.988	11	REILLY	31.603	2	88	EDMEADES	1:56.304	1:56.692	0.388
3	1	WOOD	28.676	88	EDMEADES	56.015	4	HEAL	31.728	3	1	WOOD	1:56.309	1:56.370	0.061
4	33	WILLIAMSON	28.715	1	WOOD	56.072	77	RAILTON	31.784	4	33	WILLIAMSON	1:56.881	1:57.170	0.289
5	77	RAILTON	28.930	33	WILLIAMSON	56.206	81	PEKKANEN	31.858	5	77	RAILTON	1:56.992	1:56.992	0.000
6	23	BISHOP	29.062	4	HEAL	56.260	88	EDMEADES	31.866	6	4	HEAL	1:57.093	1:57.529	0.436
7	4	HEAL	29.105	77	RAILTON	56.278	33	WILLIAMSON	31.960	7	81	PEKKANEN	1:57.208	1:57.212	0.004
8	5	WILSON	29.111	23	BISHOP	56.763	23	BISHOP	32.236	8	23	BISHOP	1:58.061	1:58.603	0.542
9	43	TAYLOR	29.288	8	SMITH	57.448	8	SMITH	32.327	9	8	SMITH	1:59.087	1:59.094	0.007
10	8	SMITH	29.312	0	PEARSON	57.707	21	FOSTER	32.486	10	0	PEARSON	1:59.901	2:00.544	0.643
11	81	PEKKANEN	29.362	10	MARRIOTT	58.006	16	SKINNER	32.490	11	21	FOSTER	2:00.377	2:00.461	0.084
12	21	FOSTER	29.512	21	FOSTER	58.379	71	THORNTON	32.514	12	10	MARRIOTT	2:00.425	2:00.585	0.160
13	0	PEARSON	29.520	43	TAYLOR	58.449	10	MARRIOTT	32.517	13	43	TAYLOR	2:00.436	2:00.436	0.000
14	69	HASLER	29.567	69	HASLER	58.873	0	PEARSON	32.674	14	16	SKINNER	2:01.144	2:01.144	0.000
15	14	HOBDEN	29.621	16	SKINNER	58.979	43	TAYLOR	32.699	15	5	WILSON	2:01.546	2:01.546	0.000
16	16	SKINNER	29.675	14	HOBDEN	59.296	5	WILSON	32.970	16	69	HASLER	2:01.833	2:02.195	0.362
17	18	PAINE	29.815	5	WILSON	59.465	13	BATTYE	33.103	17	71	THORNTON	2:02.522	2:02.522	0.000
18	10	MARRIOTT	29.902	71	THORNTON	59.616	18	PAINE	33.132	18	14	HOBDEN	2:02.637	2:02.841	0.204
19	13	BATTYE	30.221	18	PAINE	1:00.190	69	HASLER	33.393	19	18	PAINE	2:03.137	2:03.614	0.477
20	71	THORNTON	30.392	74	OWEN	1:00.421	14	HOBDEN	33.720	20	13	BATTYE	2:03.830	2:04.027	0.197
21	74	OWEN	31.119	13	BATTYE	1:00.506	74	OWEN	34.904	21	74	OWEN	2:06.444	2:07.509	1.065
												Perfect Lap		1:55.226	

MCRCB BULLETIN TK088

2009 Focused Events KTM RC8 Super Cup & Under 25 Cup

RACE 4 - FINAL GRID

ROW 6		1:58.304		1:55.461	
		28 Ben BROADWAY		69 Peter HASLER	
ROW 5	1:52.481	1:51.338	1:50.110	1:49.478	
	14 Nick HOBDEN	10 Andrew MARRIOTT	18 Jon PAINE	71 Ritchie THORNTON	
ROW 4	1:49.460	1:49.076	1:49.039	1:48.498	
	74 Rikki OWEN	13 Andy BATTYE	0 Jonathan PEARSON	43 Ben TAYLOR	
ROW 3	1:48.380	1:47.941	1:47.874	1:47.246	
	21 Adam FOSTER	5 Bruce WILSON	16 Taryn SKINNER	77 Jonathan RAILTON	
ROW 2	1:47.221	1:46.599	1:45.996	1:45.806	
	23 Sam BISHOP	4 Dave HEAL	33 Francis WILLIAMSON	88 James EDMEADES	
ROW 1	1:45.403	1:45.064	1:44.065	1:43.347	
	8 Ed SMITH	11 Kelvin REILLY	81 Pauli PEKKANEN	1 David WOOD	
Pole					
					

Oulton Park International
Circuit Length = 2.6920 miles

Race Director :	Stewards :	Timekeeper :

MCRCB BULLETIN TK123

2009 Focused Events KTM RC8 Super Cup & Under 25 Cup RACE 4 - CLASSIFICATION

POS	NO	CL	NAME	ENTRY	LAPS	TIME	GAP	DIFF	MPH	BEST	ON
1	11		Kelvin REILLY	KTM - Inmoto Corse	10	18:50.201			85.74	1:50.845	2
2	81		Pauli PEKKANEN	KTM - Inmoto Corse	10	18:54.249	4.048	4.048	85.44	1:51.877	3
3	88		James EDMEADES	KTM - Redline Racing / VCG	10	18:55.015	4.814	0.766	85.38	1:50.784	2
4	8		Ed SMITH	KTM - Redline KTM	10	18:55.217	5.016	0.202	85.36	1:52.349	2
5	0		Jonathan PEARSON	KTM - KTM UK / Superbike Magazine	10	18:55.512	5.311	0.295	85.34	1:51.247	2
6	21	C	Adam FOSTER	KTM - Fozzy Racing	10	19:01.115	10.914	5.603	84.92	1:51.486	2
7	16	C	Taryn SKINNER	KTM - CarCarc Racing	10	19:03.490	13.289	2.375	84.75	1:51.597	2
8	77	C	Jonathan RAILTON	KTM - Ducks X Racing	10	19:05.982	15.781	2.492	84.56	1:51.183	2
9	4		Dave HEAL	KTM - Littlewood Fencing / D Heal R'g	10	19:06.000	15.799	0.018	84.56	1:51.188	2
10	23	C	Sam BISHOP	KTM - Kester Cunningham John/Sam Bishc	10	19:10.255	20.054	4.255	84.25	1:52.746	3
11	33		Francis WILLIAMSON	KTM - SJ Racing / Bracken Motorcycles	10	19:12.799	22.598	2.544	84.06	1:52.359	7
12	13		Andy BATTYE	KTM - Anthracite Racing	10	19:13.722	23.521	0.923	84.00	1:52.203	3
13	43		Ben TAYLOR	KTM - M & B Motorsport	10	19:25.179	34.978	11.457	83.17	1:52.225	3
14	74		Rikki OWEN	KTM - RO Racing	10	19:27.070	36.869	1.891	83.03	1:55.017	3
15	10		Andrew MARRIOTT	KTM - AMR Racing	10	19:27.988	37.787	0.918	82.97	1:54.206	4
16	5		Bruce WILSON	KTM - KTM UK	10	19:39.693	49.492	11.705	82.15	1:55.310	7
17	71		Ritchie THORNTON	KTM - TA Creative Ltd / P&H Motorcycles	10	19:51.487	1:01.286	11.794	81.33	1:54.992	7

NOT CLASSIFIED

DNF	69		Peter HASLER	KTM - Art of Racing / Boast Plumbing	7	13:40.074	3 laps	3 laps	82.72	1:53.318	2
DNF	18	C	Jon PAINE	KTM - Jon Paine Racing	4	8:01.631	6 laps	3 laps	80.48	1:57.126	3
DNF	14		Nick HOBDEN	KTM - Littlewood Fencing / D Heal R'g	3	5:57.629	7 laps	1 lap	81.29	1:55.160	3
DNF	1		David WOOD	KTM - KTM UK	0						

FASTEST LAP

88			James EDMEADES	KTM - Redline Racing / VCG	2	1:50.784	87.47 mph	140.78 kph
77	C		Jonathan RAILTON	KTM - Ducks X Racing	2	1:51.183	87.16 mph	140.27 kph

Weather / Track : Cloudy / Wet

These results are provisional until the conclusion of any judicial and technical matters.

Oulton Park International
Circuit Length = 2.6920 miles
Start: 14:20 End: 14:40

Race Director :	Stewards :	Timekeeper :
-----------------	------------	--------------

MCRCB BULLETIN TK124

2009 Focused Events KTM RC8 Super Cup & Under 25 Cup

RACE 4 - LAP CHART

Lap 1			Lap 2			Lap 3			Lap 4			Lap 5		
No	Behind	Laptime	No	Behind	Laptime	No	Behind	Laptime	No	Behind	Laptime	No	Behind	Laptime
88		1:53.423	88		1:50.784	88		1:52.947	88		1:54.277	11		1:53.825
11	2.158	1:55.581	11	2.219	1:50.845	11	1.046	1:51.774	11	0.204	1:53.435	88	0.639	1:54.668
81	2.612	1:56.035	81	3.769	1:51.941	81	2.699	1:51.877	81	1.794	1:53.372	81	0.982	1:53.217
8	2.956	1:56.379	16	4.169	1:51.597	16	3.069	1:51.847	16	2.142	1:53.350	16	1.620	1:53.507
16	3.356	1:56.779	8	4.521	1:52.349	8	4.356	1:52.782	8	3.838	1:53.759	8	3.728	1:53.919
77	4.758	1:58.181	77	5.157	1:51.183	77	5.366	1:53.156	77	5.350	1:54.261	0	5.774	1:53.315
21	6.721	2:00.144	21	7.423	1:51.486	4	6.502	1:51.780	21	6.032	1:53.652	77	6.073	1:54.752
23	7.173	2:00.596	4	7.669	1:51.188	21	6.657	1:52.181	0	6.488	1:53.925	21	6.413	1:54.410
4	7.265	2:00.688	0	7.874	1:51.247	0	6.840	1:51.913	4	7.397	1:55.172	4	9.207	1:55.839
0	7.411	2:00.834	23	10.095	1:53.706	23	9.894	1:52.746	23	10.420	1:54.803	23	12.390	1:55.999
43	7.668	2:01.091	33	10.589	1:52.555	43	9.939	1:52.225	33	12.447	1:54.984	33	15.670	1:57.252
33	8.818	2:02.241	43	10.661	1:53.777	13	10.816	1:52.203	13	13.017	1:56.478	13	15.953	1:56.965
74	8.915	2:02.338	13	11.560	1:52.968	33	11.740	1:54.098	43	13.605	1:57.943	43	19.457	1:59.881
13	9.376	2:02.799	74	13.401	1:55.270	74	15.471	1:55.017	74	17.913	1:56.719	74	20.748	1:56.864
10	11.772	2:05.195	69	14.449	1:53.318	69	15.831	1:54.329	69	18.154	1:56.600	69	21.021	1:56.896
69	11.915	2:05.338	10	16.351	1:55.363	10	19.588	1:56.184	10	19.517	1:54.206	10	21.400	1:55.912
5	12.139	2:05.562	5	17.091	1:55.736	5	20.207	1:56.063	5	23.566	1:57.636	5	28.732	1:59.195
14	13.489	2:06.912	14	18.262	1:55.557	14	20.475	1:55.160	71	29.602	1:59.266	71	36.388	2:00.815
71	13.606	2:07.029	71	20.421	1:57.599	71	24.613	1:57.139	18	30.200	1:58.353			
18	14.477	2:07.900	18	21.945	1:58.252	18	26.124	1:57.126						

MCRCB BULLETIN TK124

2009 Focused Events KTM RC8 Super Cup & Under 25 Cup

RACE 4 - LAP CHART

Lap 6			Lap 7			Lap 8			Lap 9			Lap 10		
No	Behind	Laptime	No	Behind	Laptime	No	Behind	Laptime	No	Behind	Laptime	No	Behind	Laptime
11		1:52.667	11		1:52.260	11		1:52.492	11		1:53.552	11		1:53.770
88	1.050	1:53.078	88	2.303	1:53.513	81	3.758	1:53.833	81	4.318	1:54.112	81	4.048	1:53.500
81	1.753	1:53.438	81	2.417	1:52.924	88	4.056	1:54.245	8	5.449	1:54.064	88	4.814	1:52.939
16	2.122	1:53.169	16	2.931	1:53.069	8	4.937	1:52.731	88	5.645	1:55.141	8	5.016	1:53.337
8	4.399	1:53.338	8	4.698	1:52.559	0	5.317	1:52.214	0	5.899	1:54.134	0	5.311	1:53.182
0	5.589	1:52.482	0	5.595	1:52.266	4	8.228	1:51.714	21	10.375	1:55.275	21	10.914	1:54.309
21	7.042	1:53.296	21	7.588	1:52.806	21	8.652	1:53.556	4	12.250	1:57.574	16	13.289	1:53.057
77	7.948	1:54.542	4	9.006	1:51.217	77	11.633	1:54.710	16	14.002	1:54.689	77	15.781	1:55.243
4	10.049	1:53.509	77	9.415	1:53.727	16	12.865	2:02.426	77	14.308	1:56.227	4	15.799	1:57.319
23	14.168	1:54.445	23	15.249	1:53.341	23	17.901	1:55.144	23	19.360	1:55.011	23	20.054	1:54.464
13	19.092	1:55.806	13	19.590	1:52.758	13	20.285	1:53.187	13	21.492	1:54.759	33	22.598	1:54.466
33	20.101	1:57.098	33	20.200	1:52.359	33	21.319	1:53.611	33	21.902	1:54.135	13	23.521	1:55.799
43	23.562	1:56.772	43	25.503	1:54.201	43	29.459	1:56.448	43	32.318	1:56.411	43	34.978	1:56.430
10	24.650	1:55.917	74	27.746	1:55.303	10	31.571	1:56.310	74	34.616	1:55.799	74	36.869	1:56.023
74	24.703	1:56.622	10	27.753	1:55.363	74	32.369	1:57.115	10	34.643	1:56.624	10	37.787	1:56.914
69	25.332	1:56.978	69	29.687	1:56.615	5	40.783	1:57.349	5	45.191	1:57.960	5	49.492	1:58.071
5	32.876	1:56.811	5	35.926	1:55.310	71	50.299	1:59.538	71	55.728	1:58.981	71	1:01.286	1:59.328
71	40.521	1:56.800	71	43.253	1:54.992									

MCRCB BULLETIN TK125

2009 Focused Events KTM RC8 Super Cup & Under 25 Cup RACE 4 - POSITION CHART

No	Name	Laps Pos	1	2	3	4	5	6	7	8	9	10
			88	James EDMEADES	1	88	88	88	88	11	11	11
11	Kelvin REILLY	2	11	11	11	11	88	88	88	81	81	81
81	Pauli PEKKANEN	3	81	81	81	81	81	81	81	88	8	88
8	Ed SMITH	4	8	16	16	16	16	16	16	8	88	8
16	Taryn SKINNER	5	16	8	8	8	8	8	8	0	0	0
77	Jonathan RAILTON	6	77	77	77	77	0	0	0	4	21	21
21	Adam FOSTER	7	21	21	4	21	77	21	21	21	4	16
23	Sam BISHOP	8	23	4	21	0	21	77	4	77	16	77
4	Dave HEAL	9	4	0	0	4	4	4	77	16	77	4
0	Jonathan PEARSON	10	0	23	23	23	23	23	23	23	23	23
43	Ben TAYLOR	11	43	33	43	33	33	13	13	13	13	33
33	Francis WILLIAMSON	12	33	43	13	13	13	33	33	33	33	13
74	Rikki OWEN	13	74	13	33	43	43	43	43	43	43	43
13	Andy BATTYE	14	13	74	74	74	74	10	74	10	74	74
10	Andrew MARRIOTT	15	10	69	69	69	69	74	10	74	10	10
69	Peter HASLER	16	69	10	10	10	10	69	69	5	5	5
5	Bruce WILSON	17	5	5	5	5	5	5	5	71	71	71
14	Nick HOBDEN	18	14	14	14	71	71	71	71			
71	Ritchie THORNTON	19	71	71	71	18						
18	Jon PAINE	20	18	18	18							

MCRCB BULLETIN TK126

2009 Focused Events KTM RC8 Super Cup & Under 25 Cup

RACE 4 - SECTOR ANALYSIS

0	Jonathan PEARSON					KTM UK / Superbike Magazine									
1-	126.4	56.249	109.5	31.456	121.1	2:00.834	6-	27.674	131.1	54.153	115.1	30.655	<i>126.6</i>	1:52.482	
2-	27.585	130.6	<i>53.632</i>	<i>120.3</i>	<i>30.030</i>	125.9	1:51.247	7-	27.620	133.7	54.089	117.7	30.557	125.0	1:52.266
3-	27.394	129.3	53.686	116.1	30.833	123.6	1:51.913	8-	<i>27.120</i>	<i>133.9</i>	54.367	115.1	30.727	126.1	1:52.214
4-	28.125	127.3	54.539	116.1	31.261	124.0	1:53.925	9-	27.659	128.3	55.164	117.5	31.311	125.0	1:54.134
5-	27.814	129.8	54.621	116.3	30.880	125.9	1:53.315	10-	27.758	130.6	54.717	117.9	30.707	121.1	1:53.182
4	Dave HEAL					Littlewood Fencing / D Heal R'g									
1-	131.6	56.277	109.1	31.424	123.4	2:00.688	6-	28.304	133.4	54.286	113.0	30.919	122.0	1:53.509	
2-	27.713	133.4	53.311	<i>119.0</i>	<i>30.164</i>	123.6	1:51.188	7-	27.549	132.6	<i>53.151</i>	117.1	30.517	<i>124.5</i>	1:51.217
3-	27.239	<i>135.8</i>	53.195	117.1	31.346	119.6	1:51.780	8-	<i>26.983</i>	134.2	53.610	116.5	31.121	122.9	1:51.714
4-	28.380	133.7	54.548	114.5	32.244	119.8	1:55.172	9-	27.986	130.3	57.073	111.3	32.515	116.3	1:57.574
5-	28.809	132.1	55.092	112.2	31.938	122.2	1:55.839	10-	29.261	116.3	56.231	111.7	31.827	114.1	1:57.319
5	Bruce WILSON					KTM UK									
1-	126.9	58.583	114.1	32.763	118.6	2:05.562	6-	28.575	133.4	56.701	114.5	31.535	124.3	1:56.811	
2-	28.505	<i>135.8</i>	<i>55.909</i>	<i>116.9</i>	31.322	<i>125.7</i>	1:55.736	7-	28.010	133.9	56.197	115.3	<i>31.103</i>	124.0	1:55.310
3-	28.168	135.0	56.156	113.4	31.739	122.5	1:56.063	8-	<i>27.813</i>	133.9	57.299	113.0	32.237	124.3	1:57.349
4-	28.557	133.9	56.892	111.7	32.187	121.8	1:57.636	9-	28.398	132.9	57.221	110.9	32.341	122.7	1:57.960
5-	29.133	132.4	57.626	112.8	32.436	122.2	1:59.195	10-	28.347	131.6	57.376	113.0	32.348	120.5	1:58.071
8	Ed SMITH					Redline KTM									
1-	<i>134.5</i>	<i>53.998</i>	<i>119.2</i>	30.654	120.9	1:56.379	6-	28.161	128.8	54.534	116.5	30.643	122.0	1:53.338	
2-	<i>27.660</i>	130.8	54.234	117.9	<i>30.455</i>	<i>124.7</i>	1:52.349	7-	27.993	130.3	54.043	115.9	30.523	123.1	1:52.559
3-	27.670	132.4	54.393	116.9	30.719	121.8	1:52.782	8-	27.668	130.8	54.334	116.1	30.729	122.9	1:52.731
4-	27.972	131.3	54.468	117.5	31.319	121.1	1:53.759	9-	27.766	130.3	55.224	118.1	31.074	122.5	1:54.064
5-	28.324	128.3	54.698	116.1	30.897	122.7	1:53.919	10-	27.991	128.8	54.383	116.7	30.963	121.8	1:53.337
10	Andrew MARRIOTT					AMR Racing									
1-	129.6	57.654	114.9	32.019	118.6	2:05.195	6-	28.666	125.4	55.714	<i>115.5</i>	31.537	<i>121.8</i>	1:55.917	
2-	28.763	130.1	55.390	115.3	<i>31.210</i>	120.3	1:55.363	7-	28.973	130.6	55.073	114.7	31.317	120.0	1:55.363
3-	28.890	129.6	55.993	114.5	31.301	120.9	1:56.184	8-	28.899	128.1	55.587	114.5	31.824	121.1	1:56.310
4-	<i>28.058</i>	<i>130.8</i>	<i>54.840</i>	<i>115.5</i>	31.308	<i>121.8</i>	1:54.206	9-	28.816	128.1	55.724	114.7	32.084	119.0	1:56.624
5-	28.465	130.6	55.692	113.0	31.755	120.9	1:55.912	10-	29.118	128.6	56.149	114.5	31.647	121.1	1:56.914
11	Kelvin REILLY					Inmoto Corse									
1-	132.9	53.973	116.9	<i>30.263</i>	<i>125.4</i>	1:55.581	6-	27.519	131.6	54.317	114.1	30.831	122.7	1:52.667	
2-	<i>26.975</i>	<i>133.2</i>	<i>53.416</i>	<i>118.6</i>	30.454	121.3	1:50.845	7-	27.365	131.8	54.108	116.5	30.787	123.4	1:52.260
3-	27.218	131.6	53.642	117.9	30.914	120.9	1:51.774	8-	27.311	130.3	54.189	115.9	30.992	122.9	1:52.492
4-	27.442	132.6	54.971	117.3	31.022	122.2	1:53.435	9-	27.643	130.3	54.660	114.7	31.249	123.1	1:53.552
5-	28.072	129.8	54.640	114.1	31.113	121.8	1:53.825	10-	27.800	129.6	54.698	114.9	31.272	109.7	1:53.770
13	Andy BATTYE					Anthracite Racing									
1-	129.1	57.302	116.3	30.938	<i>124.7</i>	2:02.799	6-	29.135	132.1	55.104	115.1	31.567	123.8	1:55.806	
2-	28.086	135.6	54.590	116.5	<i>30.292</i>	<i>124.7</i>	1:52.968	7-	27.600	135.6	54.279	115.9	30.879	124.5	1:52.758
3-	27.320	135.3	<i>53.710</i>	<i>119.6</i>	31.173	119.8	1:52.203	8-	<i>27.080</i>	135.6	55.111	114.9	30.996	123.6	1:53.187
4-	27.712	127.6	57.136	107.7	31.630	123.8	1:56.478	9-	27.196	<i>135.8</i>	55.843	113.9	31.720	122.2	1:54.759
5-	28.194	132.9	55.982	112.0	32.789	119.8	1:56.965	10-	27.518	134.8	57.117	114.3	31.164	124.0	1:55.799
14	Nick HOBDEN					Littlewood Fencing / D Heal R'g									
1-	121.6	59.218	110.9	32.038	117.7	2:06.912	3-	<i>28.046</i>	129.8	<i>55.459</i>	<i>116.7</i>	31.655	117.7	1:55.160	
2-	28.154	130.3	56.002	113.7	<i>31.401</i>	<i>117.9</i>	1:55.557								
16	Taryn SKINNER					C CarCarc Racing									
1-	128.3	54.711	<i>116.5</i>	<i>29.969</i>	<i>123.1</i>	1:56.779	6-	27.683	132.6	54.690	112.6	30.796	<i>123.7</i>	1:53.169	
2-	<i>27.276</i>	133.7	<i>53.719</i>	115.1	30.602	120.5	1:51.597	7-	27.804	<i>133.9</i>	54.654	114.1	30.611	122.7	1:53.069
3-	27.295	133.2	53.836	115.9	30.716	120.7	1:51.847	8-	27.564	131.1	1:04.295	114.3	30.567	120.3	2:02.426
4-	27.616	130.6	54.511	115.1	31.223	120.7	1:53.350	9-	27.723	127.8	55.825	113.4	31.141	118.8	1:54.689
5-	27.733	132.1	54.683	115.5	31.091	121.6	1:53.507	10-	27.550	128.3	54.826	111.7	30.681	106.9	1:53.057
18	Jon PAINE					C Jon Paine Racing									
1-	130.8	59.410	109.7	32.406	120.7	2:07.900	3-	28.943	130.1	<i>56.246</i>	<i>114.3</i>	<i>31.937</i>	121.8	1:57.126	
2-	29.196	<i>133.7</i>	57.050	113.7	32.006	<i>122.0</i>	1:58.252	4-	<i>28.696</i>	132.4	56.993	<i>114.3</i>	32.664	120.5	1:58.353

Oulton Park International
Circuit Length = 2.6920 miles
Start: 14:20 End: 14:40

Weather / Track : Cloudy / Wet

MCRCB BULLETIN TK126

2009 Focused Events KTM RC8 Super Cup & Under 25 Cup

RACE 4 - SECTOR ANALYSIS

21	Adam FOSTER				C Fozzy Racing										
1-	126.6	55.443	114.7	30.974	120.5	2:00.144	6-	28.149	126.6	54.151	<i>115.9</i>	30.996	120.9	1:53.296	
2-	27.467	130.1	<i>53.471</i>	115.3	<i>30.548</i>	120.3	1:51.486	7-	27.737	129.3	54.094	114.1	30.975	119.0	1:52.806
3-	<i>27.459</i>	129.1	53.936	115.3	30.786	117.7	1:52.181	8-	27.752	<i>130.6</i>	54.878	114.3	30.926	120.0	1:53.556
4-	27.877	129.6	54.487	113.0	31.288	120.0	1:53.652	9-	28.176	126.1	55.153	111.3	31.946	120.0	1:55.275
5-	28.306	125.9	55.133	113.7	30.971	<i>121.6</i>	1:54.410	10-	28.277	125.4	54.831	114.3	31.201	119.4	1:54.309
23	Sam BISHOP				C Kester Cunningham John/Sam Bishop										
1-	133.9	55.939	<i>119.4</i>	31.819	121.1	2:00.596	6-	28.355	135.3	55.006	116.5	31.084	121.8	1:54.445	
2-	28.413	<i>137.5</i>	54.669	117.7	<i>30.624</i>	<i>124.5</i>	1:53.706	7-	28.045	135.8	54.463	118.8	30.833	121.8	1:53.341
3-	27.913	137.0	<i>53.995</i>	119.2	30.838	117.9	1:52.746	8-	27.957	136.1	56.013	116.3	31.174	120.0	1:55.144
4-	28.387	132.1	55.095	116.3	31.321	120.7	1:54.803	9-	28.308	133.7	55.058	115.7	31.645	121.3	1:55.011
5-	28.748	135.0	55.423	116.7	31.828	118.6	1:55.999	10-	<i>27.875</i>	134.8	55.133	114.3	31.456	120.0	1:54.464
33	Francis WILLIAMSON				SJ Racing / Bracken Motorcycles										
1-	132.4	57.297	117.9	31.469	124.5	2:02.241	6-	29.345	133.4	55.986	117.3	31.767	123.8	1:57.098	
2-	27.451	<i>136.7</i>	54.422	117.9	<i>30.682</i>	124.0	1:52.555	7-	27.841	136.4	<i>53.770</i>	119.8	30.748	<i>125.4</i>	1:52.359
3-	27.560	136.1	55.425	116.5	31.113	120.7	1:54.098	8-	<i>27.155</i>	<i>136.7</i>	54.807	117.7	31.649	123.4	1:53.611
4-	27.377	135.3	55.995	114.5	31.612	122.0	1:54.984	9-	27.657	135.6	54.607	<i>120.7</i>	31.871	123.1	1:54.135
5-	28.660	133.4	55.975	113.2	32.617	121.3	1:57.252	10-	27.674	135.3	55.324	116.5	31.468	122.9	1:54.466
43	Ben TAYLOR				M & B Motorsport										
1-	133.2	56.588	117.3	30.987	<i>126.6</i>	2:01.091	6-	29.067	128.3	56.221	114.5	31.484	122.5	1:56.772	
2-	27.967	132.9	54.787	114.5	31.023	126.1	1:53.777	7-	28.016	<i>134.5</i>	54.873	113.4	31.312	123.8	1:54.201
3-	<i>27.618</i>	129.8	<i>54.073</i>	<i>118.4</i>	<i>30.534</i>	124.0	1:52.225	8-	27.837	128.1	56.621	111.8	31.990	119.4	1:56.448
4-	28.384	130.6	57.467	104.2	32.092	122.0	1:57.943	9-	28.331	127.8	56.340	113.4	31.740	123.4	1:56.411
5-	29.372	128.6	57.962	110.2	32.547	122.0	1:59.881	10-	28.246	131.1	56.216	113.4	31.968	117.3	1:56.430
69	Peter HASLER				Art of Racing / Boast Plumbing										
1-	122.5	58.754	113.7	31.970	120.5	2:05.338	5-	28.571	125.0	56.691	109.3	31.634	118.4	1:56.896	
2-	27.781	<i>133.2</i>	<i>55.070</i>	<i>117.1</i>	<i>30.467</i>	120.3	1:53.318	6-	28.450	122.7	57.026	109.8	31.502	116.1	1:56.978
3-	<i>27.717</i>	131.8	55.354	115.5	31.258	<i>120.9</i>	1:54.329	7-	28.750	123.1	56.487	108.6	31.378	114.3	1:56.615
4-	28.114	126.1	56.796	109.8	31.690	<i>120.9</i>	1:56.600								
71	Ritchie THORNTON				TA Creative Ltd / P&H Motorcycles										
1-	124.3	59.337	114.7	32.267	115.9	2:07.029	6-	28.859	<i>130.8</i>	56.305	113.9	31.636	120.7	1:56.800	
2-	29.060	130.1	56.589	112.2	31.950	<i>122.2</i>	1:57.599	7-	28.653	129.8	<i>54.996</i>	<i>115.3</i>	<i>31.343</i>	119.6	1:54.992
3-	28.687	125.9	56.310	113.4	32.142	120.5	1:57.139	8-	<i>28.425</i>	129.3	58.433	104.0	32.680	122.0	1:59.538
4-	29.178	126.6	57.283	113.2	32.805	118.1	1:59.266	9-	29.304	127.3	57.385	110.9	32.292	120.0	1:58.981
5-	29.547	125.4	58.524	107.2	32.744	118.8	2:00.815	10-	29.244	125.4	57.429	113.2	32.655	119.6	1:59.328
74	Rikki OWEN				RO Racing										
1-	124.7	56.519	113.7	31.385	<i>124.0</i>	2:02.338	6-	28.402	124.7	56.716	112.4	31.504	123.1	1:56.622	
2-	28.586	126.4	55.792	113.2	30.892	123.4	1:55.270	7-	28.657	130.6	55.882	114.5	<i>30.764</i>	119.8	1:55.303
3-	28.308	129.8	<i>55.445</i>	<i>116.5</i>	31.264	120.0	1:55.017	8-	28.543	126.6	56.957	114.7	31.615	119.6	1:57.115
4-	28.402	125.7	56.523	113.7	31.794	122.0	1:56.719	9-	28.495	126.4	55.541	115.1	31.763	120.9	1:55.799
5-	28.592	<i>131.1</i>	55.881	113.6	32.391	119.8	1:56.864	10-	<i>28.294</i>	129.1	56.232	114.1	31.497	121.1	1:56.023
77	Jonathan RAILTON				C Ducks X Racing										
1-	131.6	54.695	115.5	30.528	125.9	1:58.181	6-	28.387	131.1	55.097	116.1	31.058	123.4	1:54.542	
2-	<i>27.440</i>	<i>135.6</i>	<i>53.340</i>	<i>117.9</i>	<i>30.403</i>	<i>126.4</i>	1:51.183	7-	27.946	134.5	54.754	115.9	31.027	123.8	1:53.727
3-	27.501	134.8	54.426	113.9	31.229	122.5	1:53.156	8-	27.796	134.5	55.328	113.0	31.586	120.5	1:54.710
4-	28.279	133.2	54.924	115.5	31.058	122.2	1:54.261	9-	28.460	131.6	55.913	110.7	31.854	121.6	1:56.227
5-	28.156	133.7	55.022	113.0	31.574	123.4	1:54.752	10-	28.338	130.8	55.654	113.0	31.251	122.5	1:55.243
81	Pauli PEKKANEN				Inmoto Corse										
1-	<i>137.8</i>	53.845	114.3	30.632	123.4	1:56.035	6-	27.624	136.7	54.949	117.7	30.865	124.5	1:53.438	
2-	27.565	136.7	53.780	117.9	<i>30.596</i>	<i>125.4</i>	1:51.941	7-	27.829	135.6	54.313	118.8	30.782	124.0	1:52.924
3-	<i>27.347</i>	136.7	<i>53.360</i>	<i>120.7</i>	31.170	122.2	1:51.877	8-	27.784	135.6	55.133	118.8	30.916	123.1	1:53.833
4-	27.527	135.0	54.576	117.5	31.269	124.7	1:53.372	9-	28.133	131.6	54.763	117.3	31.216	123.1	1:54.112
5-	27.711	133.7	54.274	119.6	31.232	123.4	1:53.217	10-	28.108	133.7	54.391	117.7	31.001	118.8	1:53.500

Oulton Park International
Circuit Length = 2.6920 miles
Start: 14:20 End: 14:40

Weather / Track : Cloudy / Wet

MCRCB BULLETIN TK126

2009 Focused Events KTM RC8 Super Cup & Under 25 Cup

RACE 4 - SECTOR ANALYSIS

88		James EDMEADES						Redline Racing / VCG							
1 -	133.9	<i>52.531</i>	<i>118.1</i>	<i>30.149</i>	121.3	1:53.423	6 -	27.486	134.2	54.508	116.9	31.084	121.1	1:53.078	
2 -	<i>26.977</i>	133.2	53.128	117.9	30.679	119.2	1:50.784	7 -	27.635	132.9	54.695	116.7	31.183	121.6	1:53.513
3 -	27.633	131.1	54.197	116.1	31.117	120.3	1:52.947	8 -	27.598	132.4	55.140	115.7	31.507	<i>122.7</i>	1:54.245
4 -	28.027	132.4	55.115	114.9	31.135	120.5	1:54.277	9 -	28.078	131.6	55.536	115.1	31.527	122.5	1:55.141
5 -	28.272	134.2	54.891	115.1	31.505	122.0	1:54.668	10 -	27.879	<i>134.5</i>	54.452	117.1	30.608	122.2	1:52.939

MCRCB BULLETIN TK127

2009 Focused Events KTM RC8 Super Cup & Under 25 Cup

RACE 4 - SPEED TRAPS

SECTOR 1				SECTOR 2			FINISH LINE		
POS	NO	NAME	MPH	NO	NAME	MPH	NO	NAME	MPH
1	81	Pauli PEKKANEN	137.8	33	Francis WILLIAMSON	120.7	0	Jonathan PEARSON	126.6
2	23	Sam BISHOP	137.5	81	Pauli PEKKANEN	120.7	43	Ben TAYLOR	126.6
3	33	Francis WILLIAMSON	136.7	0	Jonathan PEARSON	120.3	77	Jonathan RAILTON	126.4
4	4	Dave HEAL	135.8	13	Andy BATTYE	119.6	5	Bruce WILSON	125.7
5	5	Bruce WILSON	135.8	23	Sam BISHOP	119.4	11	Kelvin REILLY	125.4
6	13	Andy BATTYE	135.8	8	Ed SMITH	119.2	33	Francis WILLIAMSON	125.4
7	77	Jonathan RAILTON	135.6	4	Dave HEAL	119.0	81	Pauli PEKKANEN	125.4
8	8	Ed SMITH	134.5	11	Kelvin REILLY	118.6	8	Ed SMITH	124.7
9	43	Ben TAYLOR	134.5	43	Ben TAYLOR	118.4	13	Andy BATTYE	124.7
10	88	James EDMEADES	134.5	88	James EDMEADES	118.1	4	Dave HEAL	124.5
11	0	Jonathan PEARSON	133.9	77	Jonathan RAILTON	117.9	23	Sam BISHOP	124.5
12	16	Taryn SKINNER	133.9	69	Peter HASLER	117.1	74	Rikki OWEN	124.0
13	18	Jon PAINE	133.7	5	Bruce WILSON	116.9	16	Taryn SKINNER	123.1
14	11	Kelvin REILLY	133.2	14	Nick HOBDEN	116.7	88	James EDMEADES	122.7
15	69	Peter HASLER	133.2	16	Taryn SKINNER	116.5	71	Ritchie THORNTON	122.2
16	14	Nick HOBDEN	132.1	74	Rikki OWEN	116.5	18	Jon PAINE	122.0
17	74	Rikki OWEN	131.1	21	Adam FOSTER	115.9	10	Andrew MARRIOTT	121.8
18	10	Andrew MARRIOTT	130.8	10	Andrew MARRIOTT	115.5	21	Adam FOSTER	121.6
19	71	Ritchie THORNTON	130.8	71	Ritchie THORNTON	115.3	69	Peter HASLER	120.9
20	21	Adam FOSTER	130.6	18	Jon PAINE	114.3	14	Nick HOBDEN	117.9

MCRCB BULLETIN TK128

2009 Focused Events KTM RC8 Super Cup & Under 25 Cup

RACE 4 - BEST SECTOR TIMES

SECTOR 1			SECTOR 2			SECTOR 3			IDEAL / BEST COMPARISON						
POS	NO	NAME	TIME	NO	NAME	TIME	NO	NAME	TIME	POS	NO	NAME	IDEAL	BEST	DIFF
1	11	REILLY	26.975	88	EDMEADES	52.531	16	SKINNER	29.969	1	88	EDMEADES	1:49.657	1:50.784	1.127
2	88	EDMEADES	26.977	4	HEAL	53.151	0	PEARSON	30.030	2	4	HEAL	1:50.298	1:51.188	0.890
3	4	HEAL	26.983	77	RAILTON	53.340	88	EDMEADES	30.149	3	11	REILLY	1:50.654	1:50.845	0.191
4	13	BATTYE	27.080	81	PEKKANEN	53.360	4	HEAL	30.164	4	0	PEARSON	1:50.782	1:51.247	0.465
5	0	PEARSON	27.120	11	REILLY	53.416	11	REILLY	30.263	5	16	SKINNER	1:50.964	1:51.597	0.633
6	33	WILLIAMSON	27.155	21	FOSTER	53.471	13	BATTYE	30.292	6	13	BATTYE	1:51.082	1:52.203	1.121
7	16	SKINNER	27.276	0	PEARSON	53.632	77	RAILTON	30.403	7	77	RAILTON	1:51.183	1:51.183	0.000
8	81	PEKKANEN	27.347	13	BATTYE	53.710	8	SMITH	30.455	8	81	PEKKANEN	1:51.303	1:51.877	0.574
9	77	RAILTON	27.440	16	SKINNER	53.719	69	HASLER	30.467	9	21	FOSTER	1:51.478	1:51.486	0.008
10	21	FOSTER	27.459	33	WILLIAMSON	53.770	43	TAYLOR	30.534	10	33	WILLIAMSON	1:51.607	1:52.359	0.752
11	43	TAYLOR	27.618	23	BISHOP	53.995	21	FOSTER	30.548	11	8	SMITH	1:52.113	1:52.349	0.236
12	8	SMITH	27.660	8	SMITH	53.998	81	PEKKANEN	30.596	12	43	TAYLOR	1:52.225	1:52.225	0.000
13	69	HASLER	27.717	43	TAYLOR	54.073	23	BISHOP	30.624	13	23	BISHOP	1:52.494	1:52.746	0.252
14	5	WILSON	27.813	10	MARRIOTT	54.840	33	WILLIAMSON	30.682	14	69	HASLER	1:53.254	1:53.318	0.064
15	23	BISHOP	27.875	71	THORNTON	54.996	74	OWEN	30.764	15	10	MARRIOTT	1:54.108	1:54.206	0.098
16	14	HOBDEN	28.046	69	HASLER	55.070	5	WILSON	31.103	16	74	OWEN	1:54.503	1:55.017	0.514
17	10	MARRIOTT	28.058	74	OWEN	55.445	10	MARRIOTT	31.210	17	71	THORNTON	1:54.764	1:54.992	0.228
18	74	OWEN	28.294	14	HOBDEN	55.459	71	THORNTON	31.343	18	5	WILSON	1:54.825	1:55.310	0.485
19	71	THORNTON	28.425	5	WILSON	55.909	14	HOBDEN	31.401	19	14	HOBDEN	1:54.906	1:55.160	0.254
20	18	PAINE	28.696	18	PAINE	56.246	18	PAINE	31.937	20	18	PAINE	1:56.879	1:57.126	0.247
											Perfect Lap		1:49.475		

