



# KTM RC8 SUPER CUP

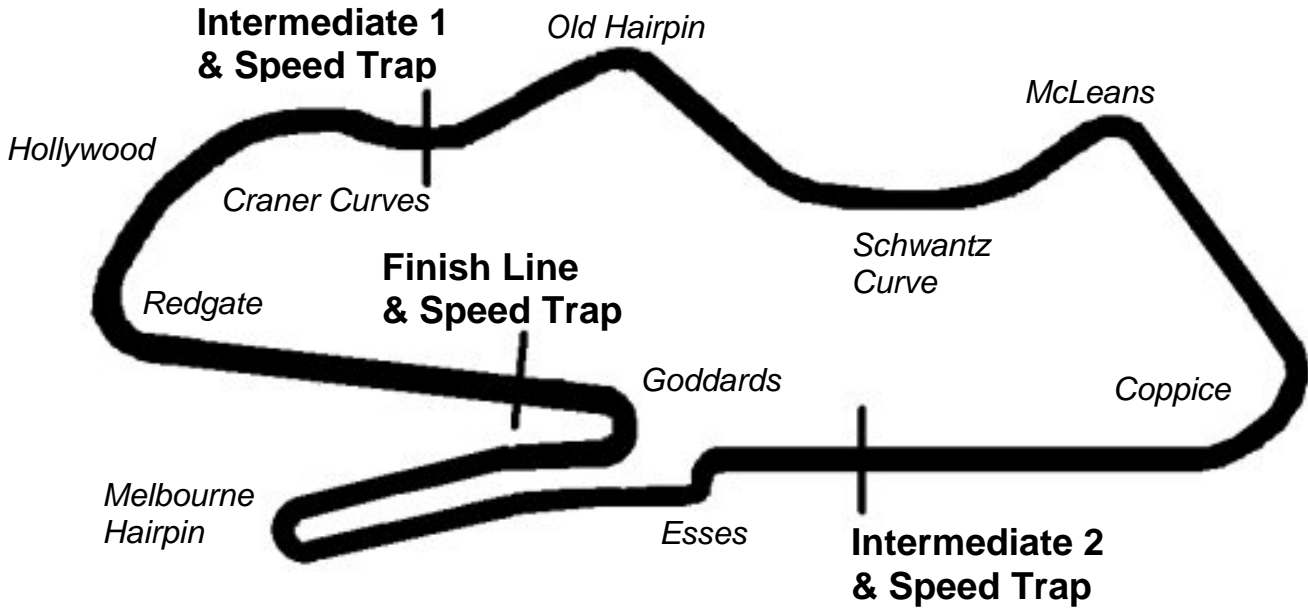
**Rounds 4 & 5**  
**Donington Park GP**

**23rd - 25th May 2009**



Results Provided by Timing Solutions Ltd  
[www.tsl-timing.com](http://www.tsl-timing.com)

# DONINGTON PARK GP



Circuit Length: 2.5000 miles / 4023.4 metres  
 Intermediate 1: 950 metres  
 Intermediate 2: 2650 metres  
 Pit In: 3736 metres  
 Pit Out: 236 metres after Finish Line  
 Pit In – Pit Out: 263 metres, @ 60kph = 15.8 seconds, @ 80kph = 11.8 seconds

Lap Records		Best Sector Information					
		Sector 1	S1 Trap (mph)	Sector 2	S2 Trap (mph)	Sector 3	F/L Trap (mph)
Superbike	1:30.899	19.197	N/A	35.840	164.9	35.405	117.7
Supersport	1:33.848	20.200	N/A	36.766	153.2	36.706	107.7
Superstock 1000	1:34.653	20.075	N/A	37.081	160.2	36.969	111.8
Superstock 600	1:36.677	20.962	N/A	38.555	149.1	38.119	103.6
125GP	1:37.312	21.854	N/A	39.379	128.8	39.060	90.9
KTM RC8	To Be Est.	N/A	N/A	N/A	N/A	N/A	N/A

## 2009 Focused Events KTM RC8 Super Cup & Under 25 Cup

### FREE PRACTICE - CLASSIFICATION

POS	NO	CL	NAME	ENTRY	TIME	ON	LAPS	GAP	DIFF	MPH
1	11		<b>Kelvin REILLY</b>	KTM - Inmoto Corse	<b>1:39.161</b>	4	12			90.76
2	1		<b>David WOOD</b>	KTM - KTM UK	<b>1:39.239</b>	9	14	<b>0.078</b>	0.078	90.69
3	81		<b>Pauli PEKKANEN</b>	KTM - Inmoto Corse	<b>1:40.076</b>	10	13	<b>0.915</b>	0.837	89.93
4	8		<b>Ed SMITH</b>	KTM - Redline KTM	<b>1:40.146</b>	11	15	<b>0.985</b>	0.070	89.86
5	5	C	<b>Christian IDDON</b>	KTM - KTM UK	<b>1:40.336</b>	10	13	<b>1.175</b>	0.190	89.69
6	88		<b>James EDMEADES</b>	KTM - Redline Motorcycles / VCG	<b>1:41.120</b>	13	13	<b>1.959</b>	0.784	89.00
7	23	C	<b>Sam BISHOP</b>	KTM - Kester Cunningham John/Sam Bishop	<b>1:41.167</b>	8	14	<b>2.006</b>	0.047	88.96
8	4		<b>Dave HEAL</b>	KTM - Littlewood Fencing / D Heal R'g	<b>1:41.334</b>	11	13	<b>2.173</b>	0.167	88.81
9	33		<b>Francis WILLIAMSON</b>	KTM - SJ Racing / Bracken Motorcycles	<b>1:41.799</b>	14	14	<b>2.638</b>	0.465	88.41
10	77	C	<b>Jonathan RAILTON</b>	KTM - Ducks X Racing	<b>1:41.973</b>	15	15	<b>2.812</b>	0.174	88.25
11	43		<b>Ben TAYLOR</b>	KTM - M & B Motorsport	<b>1:42.250</b>	10	13	<b>3.089</b>	0.277	88.02
12	13		<b>Andy BATTYE</b>	KTM - Anthracite Racing	<b>1:42.655</b>	10	15	<b>3.494</b>	0.405	87.67
13	14		<b>Nick HOBDEN</b>	KTM - Littlewood Fencing / D Heal R'g	<b>1:43.243</b>	10	14	<b>4.082</b>	0.588	87.17
14	100	C	<b>Jack DRUMMOND</b>	KTM - Jack Drummond Racing	<b>1:43.421</b>	10	12	<b>4.260</b>	0.178	87.02
15	19		<b>Peter GOLDEN</b>	KTM - PGRacing	<b>1:43.548</b>	11	13	<b>4.387</b>	0.127	86.91
16	74		<b>Rikki OWEN</b>	KTM - RO Racing	<b>1:43.670</b>	12	12	<b>4.509</b>	0.122	86.81
17	21	C	<b>Adam FOSTER</b>	KTM - Fozzy Racing	<b>1:43.819</b>	9	14	<b>4.658</b>	0.149	86.69
18	0		<b>Adam CHILD</b>	KTM - KTM UK / MCN	<b>1:44.012</b>	5	12	<b>4.851</b>	0.193	86.52
19	10		<b>Andrew MARRIOTT</b>	KTM - AMR Racing	<b>1:44.218</b>	11	12	<b>5.057</b>	0.206	86.35
20	71		<b>Ritchie THORNTON</b>	KTM - TA Creative Ltd / P&H Motorcycles	<b>1:44.548</b>	14	14	<b>5.387</b>	0.330	86.08
21	18	C	<b>Jon PAINE</b>	KTM - Jon Paine Racing	<b>1:44.747</b>	11	12	<b>5.586</b>	0.199	85.92
22	16	C	<b>Taryn SKINNER</b>	KTM - CarCarc Racing	<b>1:45.329</b>	11	14	<b>6.168</b>	0.582	85.44
23	28	C	<b>Ben BROADWAY</b>	KTM - Ben Broadway Racing	<b>1:48.841</b>	11	14	<b>9.680</b>	3.512	82.69
24	69		<b>Shaun GILBERT</b>	KTM - Art Of Racing / Boast Plumbing	<b>1:53.321</b>	3	4	<b>14.160</b>	4.480	79.42

Weather / Track : Sunny / Dry

Donington Park GP  
Circuit Length = 2.5000 miles  
Start: 17:05 End: 17:31

**2009 Focused Events KTM RC8 Super Cup & Under 25 Cup**  
**FREE PRACTICE - SECTOR ANALYSIS**

<b>0</b>	<b>Adam CHILD</b>	<b>KTM UK / MCN</b>													
1-	Out 91.2	45.968	134.5	44.849	102.0	1:56.909	7-	22.221	102.6	44.106	105.8	46.842	87.4	1:53.169	
2-	22.324	99.0	43.503	135.3	43.213	100.2	1:49.040	8-	23.060	99.9	42.736	139.5	In	1:48.599 P	
3-	22.258	104.4	41.839	<i>141.0</i>	42.773	102.6	1:46.870	9-	Out	100.5	42.944	140.7	41.045	<i>102.8</i>	2:56.261
4-	22.252	103.6	41.600	138.7	41.163	102.1	1:45.015	10-	21.936	103.1	<i>41.425</i>	140.1	40.725	100.8	1:44.086
5-	21.746	<i>107.5</i>	41.551	140.4	<i>40.715</i>	102.1	<b>1:44.012</b>	11-	22.259	101.1	41.530	138.1	40.985	99.9	1:44.774
6-	<i>21.686</i>	106.2	41.802	138.9	40.826	101.0	1:44.314	12-	22.964	94.1	46.950	113.7	In		1:54.844 P
<b>1</b>	<b>David WOOD</b>	<b>KTM UK</b>													
1-	Out 97.3	42.592	136.7	40.611	108.3	1:44.692	8-	Out	107.2	40.085	143.7	40.683	107.4	3:33.217	
2-	20.980	111.8	39.856	142.2	40.278	108.5	1:41.114	9-	20.821	113.6	39.227	<i>145.3</i>	39.191	107.4	<b>1:39.239</b>
3-	21.073	108.1	39.259	142.8	39.420	107.9	1:39.752	10-	20.984	108.6	<i>38.869</i>	143.7	46.246	<i>111.1</i>	1:46.099
4-	20.951	113.0	39.528	143.1	39.381	110.5	1:39.860	11-	20.812	116.9	39.121	144.6	39.308	108.5	1:39.241
5-	20.996	113.4	39.321	142.8	39.792	107.4	1:40.109	12-	<i>20.774</i>	113.6	39.640	143.1	42.067	105.1	1:42.481
6-	21.697	98.5	39.913	141.6	41.940	83.9	1:43.550	13-	21.057	116.5	39.336	144.0	<i>39.094</i>	108.8	1:39.487
7-	23.016	100.3	41.431	124.7	In		1:49.336 P	14-	20.854	<i>117.1</i>	39.333	143.4	42.685	96.6	1:42.872
<b>4</b>	<b>Dave HEAL</b>	<b>Littlewood Fencing / D Heal R'g</b>													
1-	Out 86.6	45.115	128.8	1:02.144	100.8	2:15.186	8-	27.760	68.1	1:02.294	58.8	In		2:20.408 P	
2-	22.365	104.5	40.807	139.8	40.954	103.8	1:44.126	9-	Out	97.3	41.965	135.8	40.909	105.3	4:05.312
3-	21.766	107.7	40.946	<i>141.9</i>	40.695	103.4	1:43.407	10-	<i>21.288</i>	110.2	40.331	139.8	1:12.596	106.1	2:14.215
4-	21.420	109.8	40.575	138.1	40.336	105.6	1:42.331	11-	21.378	110.6	40.075	138.4	39.881	104.3	<b>1:41.334</b>
5-	21.784	109.7	41.059	139.2	40.666	102.8	1:43.509	12-	21.504	112.0	40.404	137.5	39.856	104.8	1:41.764
6-	21.374	111.8	40.215	139.8	39.898	<i>106.8</i>	1:41.487	13-	21.321	<i>112.2</i>	<i>40.005</i>	141.0	40.217	105.8	1:41.543
7-	21.565	111.5	40.864	140.4	<i>39.800</i>	106.5	1:42.229								
<b>5</b>	<b>Christian IDDON</b>	<b>C KTM UK</b>													
1-	Out 83.7	46.080	137.0	43.172	101.8	1:52.573	8-	21.496	105.8	40.713	142.2	40.849	<i>105.3</i>	1:43.058	
2-	22.057	105.5	42.361	138.9	40.695	101.2	1:45.113	9-	<i>21.326</i>	<i>109.5</i>	39.960	142.2	39.559	103.4	1:40.845
3-	22.034	100.5	40.089	144.0	39.414	<i>105.3</i>	1:41.537	10-	21.466	105.4	<i>39.748</i>	142.2	<i>39.122</i>	104.8	<b>1:40.336</b>
4-	21.328	108.1	40.055	143.7	40.112	104.9	1:41.495	11-	21.419	105.2	39.792	142.5	39.543	102.9	1:40.754
5-	21.650	107.0	39.920	<i>144.6</i>	39.324	104.9	1:40.894	12-	22.750	97.0	44.400	134.5	In		1:54.013 P
6-	22.233	103.2	40.496	141.6	In		1:46.034 P	13-	Out	95.2	42.390	137.2	43.696	98.5	3:03.410
7-	Out	103.4	46.291	133.7	41.826	104.3	4:09.744								
<b>8</b>	<b>Ed SMITH</b>	<b>Redline KTM</b>													
1-	Out 89.1	43.895	137.0	41.873	103.3	1:48.647	9-	21.499	108.2	39.944	142.5	40.240	102.8	1:41.683	
2-	22.133	101.2	41.213	137.0	41.699	104.3	1:45.045	10-	21.682	110.0	40.492	142.2	40.071	106.3	1:42.245
3-	21.926	103.9	40.784	140.4	41.187	103.9	1:43.897	11-	21.367	110.0	<i>39.269</i>	142.2	<i>39.510</i>	<i>106.5</i>	<b>1:40.146</b>
4-	21.457	108.6	40.308	140.4	40.846	104.4	1:42.611	12-	21.439	106.4	39.867	140.7	39.547	103.8	1:40.853
5-	22.065	108.8	40.253	143.1	40.388	103.9	1:42.706	13-	21.322	108.2	39.941	139.8	39.561	102.3	1:40.824
6-	<i>21.222</i>	<i>111.5</i>	39.725	<i>144.3</i>	41.195	<i>106.5</i>	1:42.142	14-	21.356	110.4	39.677	140.4	40.029	104.6	1:41.062
7-	21.293	109.3	39.981	139.2	40.588	103.3	1:41.862	15-	21.395	110.2	39.535	140.4	39.840	102.9	1:40.770
8-	21.535	109.1	40.301	140.7	39.804	100.2	1:41.640								
<b>10</b>	<b>Andrew MARRIOTT</b>	<b>AMR Racing</b>													
1-	Out 72.6	48.354	132.4	44.412	91.9	2:02.663	7-	21.830	101.8	41.291	138.1	41.586	101.5	1:44.707	
2-	24.276	100.5	44.681	137.5	42.774	101.8	1:51.731	8-	22.476	104.4	41.329	<i>139.8</i>	<i>40.745</i>	<i>105.6</i>	1:44.550
3-	23.708	95.3	42.987	138.7	In		1:51.124 P	9-	22.047	102.1	41.850	137.8	41.447	105.5	1:45.344
4-	Out 90.8	43.577	137.0	42.322	101.8	4:24.413	10-	<i>21.632</i>	102.8	41.622	<i>139.8</i>	41.152	103.4	1:44.406	
5-	22.774	103.1	42.143	136.4	41.067	101.2	1:45.984	11-	22.029	99.7	<i>41.153</i>	136.7	41.036	104.9	<b>1:44.218</b>
6-	22.306	<i>104.5</i>	41.588	138.4	41.130	104.8	1:45.024	12-	21.790	101.7	41.313	138.1	In		1:45.758 P
<b>11</b>	<b>Kelvin REILLY</b>	<b>Inmoto Corse</b>													
1-	Out 93.2	44.576	122.7	42.618	107.6	1:54.173	7-	21.187	112.0	39.735	139.8	38.923	105.3	1:39.845	
2-	22.001	109.7	40.388	137.5	40.295	<i>108.1</i>	1:42.684	8-	21.475	108.6	39.985	140.7	38.776	107.4	1:40.236
3-	21.484	107.9	39.888	141.0	39.116	104.1	1:40.488	9-	21.265	112.4	40.289	138.1	In		1:39.895 P
4-	<i>21.070</i>	110.2	<i>39.392</i>	<i>142.8</i>	<i>38.699</i>	105.1	<b>1:39.161</b>	10-	Out	103.7	41.244	138.9	39.298	102.1	2:48.812
5-	21.396	<i>113.6</i>	39.901	138.1	In		1:39.390 P	11-	21.209	112.4	39.801	137.8	39.538	104.4	1:40.548
6-	Out	103.6	41.427	137.8	39.930	104.6	5:50.007	12-	21.338	111.3	40.119	141.3	38.780	103.9	1:40.237
<b>13</b>	<b>Andy BATTYE</b>	<b>Anthracite Racing</b>													
1-	Out 80.8	48.158	115.5	45.771	101.2	1:58.160	9-	21.886	<i>112.6</i>	41.275	<i>142.2</i>	40.567	106.3	1:43.728	

Donington Park GP  
Circuit Length = 2.5000 miles  
Start: 17:05 End: 17:31

Weather / Track : Sunny / Dry

## 2009 Focused Events KTM RC8 Super Cup & Under 25 Cup

### FREE PRACTICE - SECTOR ANALYSIS

2-	23.476	96.7	43.349	124.7	44.251	104.6	1:51.076	10-	<i>21.703</i>	111.3	40.643	141.6	<i>40.309</i>	<i>106.8</i>	<b>1:42.655</b>
3-	22.765	98.8	41.985	138.7	42.044	102.0	1:46.794	11-	21.739	110.7	40.679	141.6	41.611	104.6	1:44.029
4-	22.259	108.4	41.864	137.8	41.291	106.0	1:45.414	12-	22.134	106.9	40.902	139.2	41.066	105.3	1:44.102
5-	21.929	108.2	41.354	138.7	42.503	104.3	1:45.786	13-	21.918	111.3	<i>40.635</i>	141.0	41.215	102.9	1:43.768
6-	22.169	107.4	41.071	139.2	40.900	104.8	1:44.140	14-	23.628	97.3	41.619	133.9	44.742	103.9	1:49.989
7-	22.129	105.8	41.151	128.1	43.438	102.8	1:46.718	15-	22.651	99.7	41.855	137.5	42.134	102.9	1:46.640
8-	22.357	103.7	41.144	136.7	41.238	103.3	1:44.739								
<b>14</b>	<b>Nick HOBDEN</b> Littlewood Fencing / D Heal R'g														
1-	Out	81.9	48.871	116.1	47.679	100.7	2:00.828	8-	23.019	97.7	44.325	133.9	42.674	101.3	1:50.018
2-	23.293	100.0	43.068	135.8	43.267	101.8	1:49.628	9-	23.521	99.6	42.136	139.2	41.670	<i>105.5</i>	1:47.327
3-	22.495	102.3	42.291	138.4	42.701	102.9	1:47.487	10-	<i>21.844</i>	102.1	<i>41.016</i>	<i>139.8</i>	<i>40.383</i>	104.1	<b>1:43.243</b>
4-	22.995	96.1	42.365	138.1	41.988	102.4	1:47.348	11-	21.917	103.6	41.159	138.7	41.414	103.9	1:44.490
5-	23.283	103.2	42.311	137.2	41.739	103.4	1:47.333	12-	22.281	100.3	41.280	139.5	40.822	104.6	1:44.383
6-	22.700	96.0	41.761	137.0	41.741	103.6	1:46.202	13-	22.479	97.8	42.015	136.1	41.518	101.5	1:46.012
7-	22.438	101.5	41.944	135.0	41.995	102.9	1:46.377	14-	22.549	<i>105.4</i>	42.683	134.2	In		1:57.392 P
<b>16</b>	<b>Taryn SKINNER</b> C CarCarc Racing														
1-	Out	85.6	46.925	130.6	45.530	<i>105.7</i>	1:56.621	8-	22.797	105.7	42.011	138.9	<i>41.465</i>	<i>105.7</i>	1:46.273
2-	23.190	103.6	41.803	136.1	45.745	101.5	1:50.738	9-	22.097	104.0	41.327	137.0	43.514	96.3	1:46.938
3-	22.760	<i>107.4</i>	42.209	133.9	44.514	102.3	1:49.483	10-	22.543	104.0	41.358	139.8	41.721	102.4	1:45.622
4-	22.855	99.4	42.495	136.7	43.683	103.6	1:49.033	11-	<i>22.067</i>	104.0	41.599	138.9	41.663	103.1	<b>1:45.329</b>
5-	22.171	105.8	41.886	138.9	43.534	102.6	1:47.591	12-	22.280	105.4	<i>41.317</i>	138.7	48.650	100.2	1:52.247
6-	22.681	102.9	41.694	137.2	43.276	104.1	1:47.651	13-	22.912	98.3	41.367	137.0	42.370	102.8	1:46.649
7-	22.123	105.0	41.600	<i>140.4</i>	42.184	101.2	1:45.907	14-	22.677	98.7	41.634	131.1	41.963	99.7	1:46.274
<b>18</b>	<b>Jon PAINE</b> C Jon Paine Racing														
1-	Out	83.5	49.123	126.4	45.949	105.1	1:59.788	7-	22.175	108.2	41.820	141.6	42.119	108.3	1:46.114
2-	23.324	102.6	43.543	135.6	43.673	98.4	1:50.540	8-	22.755	104.7	44.471	139.2	<i>41.306</i>	106.8	1:48.532
3-	23.149	108.9	42.184	139.5	45.290	100.2	1:50.623	9-	22.248	105.7	41.662	139.5	In		1:48.590 P
4-	22.720	106.4	42.525	139.8	41.596	105.5	1:46.841	10-	Out	104.2	41.669	141.6	41.442	<i>108.8</i>	2:38.563
5-	22.563	105.4	41.994	141.6	41.936	103.9	1:46.493	11-	<i>22.051</i>	<i>109.3</i>	<i>41.206</i>	<i>142.2</i>	41.490	104.6	<b>1:44.747</b>
6-	22.508	108.1	41.700	140.4	42.187	104.4	1:46.395	12-	27.273	95.6	44.804	131.1	In		2:03.204 P
<b>19</b>	<b>Peter GOLDEN</b> PGRacing														
1-	Out	84.9	44.879	135.6	43.310	100.4	1:51.808	8-	22.621	<i>108.4</i>	44.059	130.1	41.462	<i>104.9</i>	1:48.142
2-	23.163	93.5	42.745	139.8	41.236	102.8	1:47.144	9-	22.262	102.9	41.485	128.6	40.684	103.9	1:44.431
3-	22.939	99.7	41.968	139.2	41.708	94.5	1:46.615	10-	22.168	106.4	41.178	135.0	40.603	102.4	1:43.949
4-	23.023	99.6	43.993	96.4	42.406	103.3	1:49.422	11-	<i>22.021</i>	101.2	<i>40.962</i>	<i>140.1</i>	<i>40.565</i>	102.4	<b>1:43.548</b>
5-	22.500	104.5	41.613	132.9	41.147	104.4	1:45.260	12-	22.145	102.6	41.093	139.2	In		1:47.455 P
6-	22.138	104.9	41.287	138.1	42.371	103.9	1:45.796	13-	Out	97.1	41.929	139.2	41.311	99.3	3:42.156
7-	22.198	101.8	41.386	133.2	42.462	96.6	1:46.046								
<b>21</b>	<b>Adam FOSTER</b> C Fozzy Racing														
1-	Out	87.5	47.666	125.7	44.786	101.0	1:57.107	8-	22.481	104.4	40.996	134.8	41.401	99.3	1:44.878
2-	22.204	107.5	41.453	<i>135.3</i>	1:50.341	89.4	2:53.998	9-	22.176	103.2	40.739	132.9	40.904	96.5	<b>1:43.819</b>
3-	25.043	97.8	43.548	127.8	42.616	98.7	1:51.207	10-	22.803	104.0	40.819	135.0	41.177	100.1	1:44.799
4-	22.795	106.9	40.943	129.3	48.941	91.0	1:52.679	11-	22.123	<i>108.4</i>	<i>40.304</i>	133.4	41.699	99.0	1:44.126
5-	23.467	<i>108.4</i>	40.727	134.2	40.987	99.9	1:45.181	12-	22.558	102.9	41.110	130.6	41.669	97.3	1:45.337
6-	22.361	<i>108.4</i>	40.647	132.4	41.141	99.1	1:44.149	13-	22.430	106.7	41.238	131.6	41.591	97.2	1:45.259
7-	<i>22.072</i>	106.7	43.180	134.8	<i>40.331</i>	<i>102.6</i>	1:45.583	14-	22.767	104.0	42.050	125.7	42.246	97.0	1:47.063
<b>23</b>	<b>Sam BISHOP</b> C Kester Cunningham John/Sam Bishop														
1-	Out	88.8	44.320	135.3	42.831	106.8	1:50.693	8-	21.668	110.7	40.118	142.2	<i>39.381</i>	108.6	<b>1:41.167</b>
2-	22.448	98.7	41.619	142.5	40.478	107.2	1:44.545	9-	21.580	111.8	<i>39.946</i>	141.0	39.735	108.8	1:41.261
3-	22.039	108.6	40.324	139.5	39.741	109.0	1:42.104	10-	<i>21.434</i>	<i>112.2</i>	40.521	143.1	40.540	<i>111.5</i>	1:42.495
4-	21.473	110.9	40.161	<i>144.3</i>	40.181	109.0	1:41.815	11-	21.763	112.0	40.138	141.9	39.822	106.5	1:41.723
5-	21.895	110.4	40.404	138.1	39.753	107.9	1:42.052	12-	22.349	97.7	42.810	138.1	41.423	86.2	1:46.582
6-	21.601	108.4	40.291	141.0	41.964	105.6	1:43.856	13-	23.267	96.0	43.188	103.9	In		1:53.095 P
7-	21.992	105.7	40.330	139.2	39.875	105.8	1:42.197	14-	Out	101.7	41.874	137.2	41.000	107.6	2:48.966
<b>28</b>	<b>Ben BROADWAY</b> C Ben Broadway Racing														
1-	Out	81.4	49.584	119.0	52.619	98.8	2:07.828	8-	23.836	100.8	43.374	130.6	45.357	93.7	1:52.567
2-	24.826	90.4	45.099	126.1	48.181	100.4	1:58.106	9-	23.660	99.6	43.451	133.4	45.074	99.4	1:52.185

Donington Park GP  
Circuit Length = 2.5000 miles  
Start: 17:05 End: 17:31

Weather / Track : Sunny / Dry

## 2009 Focused Events KTM RC8 Super Cup & Under 25 Cup

### FREE PRACTICE - SECTOR ANALYSIS

3-	23.333	98.0	44.531	125.2	46.497	100.4	1:54.361	10-	23.161	100.0	42.926	132.1	44.390	101.5	1:50.477	
4-	23.208	101.1	43.506	127.1	45.299	<b>101.8</b>	1:52.013	11-	<b>22.523</b>	<b>106.9</b>	<b>42.380</b>	<b>136.1</b>	43.938	96.9	<b>1:48.841</b>	
5-	23.019	100.0	44.289	128.1	45.336	97.9	1:52.644	12-	23.251	101.2	42.566	131.6	44.218	99.1	1:50.035	
6-	23.367	105.4	43.120	127.3	44.880	97.5	1:51.367	13-	22.824	100.0	43.037	128.8	44.562	100.2	1:50.423	
7-	23.586	98.4	43.315	127.3	45.194	94.2	1:52.095	14-	22.967	99.6	42.956	135.0	<b>43.710</b>	100.7	1:49.633	
<b>33</b>	<b>Francis WILLIAMSON</b>							<b>SJ Racing / Bracken Motorcycles</b>								
1-	Out	78.2	48.007	130.3	44.156	107.6	1:55.687	8-	21.844	106.5	40.604	141.9	40.608	106.5	1:43.056	
2-	22.467	103.2	41.308	143.4	40.663	106.7	1:44.438	9-	<b>21.333</b>	108.8	40.475	<b>144.3</b>	40.328	106.1	1:42.136	
3-	21.622	108.6	41.477	143.1	40.666	<b>107.7</b>	1:43.765	10-	22.939	89.0	42.664	141.3	In		1:47.520 P	
4-	21.798	108.4	40.723	142.5	40.228	107.2	1:42.749	11-	Out	97.7	41.420	143.1	40.782	107.0	3:54.458	
5-	21.655	110.6	40.738	141.9	<b>39.965</b>	105.8	1:42.358	12-	21.465	108.9	40.266	143.4	40.290	105.8	1:42.021	
6-	21.430	111.1	<b>40.258</b>	143.7	40.454	102.3	1:42.142	13-	21.682	110.0	40.544	140.1	40.349	104.9	1:42.575	
7-	21.642	108.2	40.383	143.1	40.173	103.4	1:42.198	14-	21.379	<b>111.5</b>	40.326	143.7	40.094	105.3	<b>1:41.799</b>	
<b>43</b>	<b>Ben TAYLOR</b>							<b>M &amp; B Motorsport</b>								
1-							1:47.286	8-	Out	72.3	48.353	134.2	43.322	105.1	3:06.085	
2-							1:45.560	9-	21.923	106.9	41.600	139.5	40.764	<b>106.3</b>	1:44.287	
3-							1:46.998	10-	<b>21.447</b>	108.9	<b>40.503</b>	<b>143.4</b>	<b>40.300</b>	103.1	<b>1:42.250</b>	
4-							1:43.209	11-	21.700	107.9	40.648	138.4	40.434	105.3	1:42.782	
5-							1:43.602	12-	21.996	108.6	41.225	138.9	41.251	101.6	1:44.472	
6-							1:43.579	13-	21.761	<b>109.8</b>	40.888	139.5	40.482	103.9	1:43.131	
7-			In		In		2:07.422 P									
<b>69</b>	<b>Shaun GILBERT</b>							<b>Art Of Racing / Boast Plumbing</b>								
1-	Out	85.4	50.073	120.9	48.401	<b>98.5</b>	2:03.818	3-	24.445	91.7	44.889	135.0	<b>43.987</b>	<b>98.5</b>	<b>1:53.321</b>	
2-	24.862	94.9	46.166	132.4	44.366	94.1	1:55.394	4-	<b>23.449</b>	<b>100.0</b>	<b>43.888</b>	<b>136.1</b>	In		1:57.126 P	
<b>71</b>	<b>Ritchie THORNTON</b>							<b>TA Creative Ltd / P&amp;H Motorcycles</b>								
1-	Out	88.4	44.909	130.6	44.093	98.5	1:51.782	8-	22.315	108.4	41.723	130.6	41.694	104.3	1:45.732	
2-	23.217	102.8	42.922	134.2	43.133	101.6	1:49.272	9-	22.456	104.2	42.084	135.0	41.410	105.1	1:45.950	
3-	22.834	100.6	42.118	134.5	42.226	104.1	1:47.178	10-	22.391	106.2	41.745	135.0	41.117	104.6	1:45.253	
4-	22.643	106.5	41.872	134.2	42.214	<b>105.3</b>	1:46.729	11-	<b>22.195</b>	106.5	41.483	<b>136.4</b>	41.162	103.6	1:44.840	
5-	22.598	100.6	42.459	135.8	41.570	102.8	1:46.627	12-	24.227	86.6	45.668	128.6	42.822	104.3	1:52.717	
6-	22.420	106.7	41.726	135.8	41.341	103.6	1:45.487	13-	22.410	100.3	<b>41.434</b>	134.2	41.040	104.3	1:44.884	
7-	22.451	106.0	43.446	135.3	41.636	101.8	1:47.533	14-	22.328	<b>108.8</b>	41.452	134.8	<b>40.768</b>	103.8	<b>1:44.548</b>	
<b>74</b>	<b>Rikki OWEN</b>							<b>RO Racing</b>								
1-	Out	82.5	47.947	113.2	48.837	101.0	2:00.398	7-	21.884	111.3	41.686	<b>140.7</b>	41.088	104.4	1:44.658	
2-	23.519	100.5	41.588	139.5	43.950	102.0	1:49.057	8-	22.896	102.3	43.166	106.4	In		1:52.460 P	
3-	23.062	103.6	41.989	134.8	42.502	100.2	1:47.553	9-	Out	99.4	42.025	139.5	42.278	101.0	5:46.780	
4-	22.225	103.7	40.760	138.1	41.767	<b>106.5</b>	1:44.752	10-	22.456	107.5	41.356	137.5	41.434	103.6	1:45.246	
5-	<b>21.650</b>	111.7	40.985	139.2	41.497	102.9	1:44.132	11-	21.787	110.4	<b>40.645</b>	138.9	41.376	104.4	1:43.808	
6-	21.709	<b>112.2</b>	40.907	139.8	41.251	105.8	1:43.867	12-	21.717	110.4	40.879	139.2	<b>41.074</b>	105.3	<b>1:43.670</b>	
<b>77</b>	<b>Jonathan RAILTON</b>							<b>C Ducks X Racing</b>								
1-	Out	84.9	45.984	121.6	45.464	104.8	1:55.034	9-	21.707	103.7	40.935	138.4	40.968	105.8	1:43.610	
2-	22.766	97.3	42.896	132.4	43.016	106.7	1:48.678	10-	21.819	100.5	40.904	139.2	40.486	<b>107.4</b>	1:43.209	
3-	22.158	99.4	42.128	136.4	41.971	106.3	1:46.257	11-	21.511	102.5	40.656	135.8	40.453	107.2	1:42.620	
4-	21.883	103.1	42.048	133.4	42.413	104.4	1:46.344	12-	21.699	103.1	40.702	<b>140.7</b>	40.478	106.0	1:42.879	
5-	22.062	100.9	41.543	136.1	41.549	105.6	1:45.154	13-	21.654	103.6	40.678	139.2	40.321	<b>107.4</b>	1:42.653	
6-	21.903	103.7	41.456	136.4	41.593	105.6	1:44.952	14-	<b>21.491</b>	100.3	40.554	138.1	40.533	103.8	1:42.578	
7-	21.726	103.4	41.027	138.7	41.066	106.0	1:43.819	15-	21.550	<b>104.9</b>	<b>40.357</b>	139.8	<b>40.066</b>	106.8	<b>1:41.973</b>	
8-	21.738	102.6	40.948	139.8	40.983	106.7	1:43.669									
<b>81</b>	<b>Pauli PEKKANEN</b>							<b>Inmoto Corse</b>								
1-	Out	82.8	45.873	132.1	41.951	108.5	1:53.948	8-	21.220	109.1	39.906	144.6	39.020	108.5	1:40.146	
2-	22.198	103.4	41.236	145.3	40.046	107.6	1:43.480	9-	22.077	101.7	40.409	144.0	39.417	<b>110.3</b>	1:41.903	
3-	22.032	99.9	39.897	<b>147.2</b>	39.824	109.2	1:41.753	10-	<b>21.117</b>	108.4	<b>39.693</b>	144.3	39.266	107.9	<b>1:40.076</b>	
4-	21.326	<b>109.7</b>	39.721	146.2	39.280	107.7	1:40.327	11-	21.271	107.0	39.731	144.9	39.675	107.4	1:40.677	
5-	21.370	101.4	40.217	144.3	39.392	106.3	1:40.979	12-	21.461	<b>109.7</b>	41.071	142.2	39.500	102.1	1:42.032	
6-	24.459	97.8	40.497	144.6	In		1:47.332 P	13-	21.374	108.8	39.753	142.5	<b>39.004</b>	106.3	1:40.131	
7-	Out	102.9	40.864	141.3	39.389	108.8	4:24.253									

Donington Park GP  
Circuit Length = 2.5000 miles  
Start: 17:05 End: 17:31

Weather / Track : Sunny / Dry

**2009 Focused Events KTM RC8 Super Cup & Under 25 Cup**  
**FREE PRACTICE - SECTOR ANALYSIS**

<b>88</b>		<b>James EDMEADES</b>						<b>Redline Motorcycles / VCG</b>					
1 -	Out 95.5	44.153	136.4	42.538	104.6	1:50.227	8 -	Out 102.3	41.257	139.5	42.036	95.2	4:07.430
2 -	22.326 104.4	41.330	141.3	41.692	<i>107.6</i>	1:45.348	9 -	27.802 103.9	40.676	139.8	40.234	104.8	1:48.712
3 -	22.047 107.0	40.416	139.5	40.831	105.3	1:43.294	10 -	21.531 109.7	40.372	140.1	<i>39.698</i>	96.2	1:41.601
4 -	21.794 110.6	40.495	140.4	40.285	105.8	1:42.574	11 -	21.725 107.5	40.093	141.0	In		1:48.027 P
5 -	22.498 111.5	40.306	141.9	40.824	105.8	1:43.628	12 -	Out 110.2	40.079	139.8	40.121	106.0	2:52.419
6 -	21.267 <i>113.9</i>	39.735	<i>142.5</i>	40.606	102.1	1:41.608	13 -	<i>21.121</i> 113.2	<i>39.603</i>	141.6	40.396	105.5	<b>1:41.120</b>
7 -	23.072 97.3	43.974	124.5	In		1:57.263 P							
<b>100</b>		<b>Jack DRUMMOND</b>						<b>C Jack Drummond Racing</b>					
1 -	Out 81.4	46.314	135.6	46.860	105.1	1:58.565	7 -	22.280 100.0	41.220	142.8	41.406	98.5	1:44.906
2 -	22.936 103.2	41.802	142.2	43.177	106.1	1:47.915	8 -	22.409 96.4	41.641	142.2	41.696	106.1	1:45.746
3 -	22.338 106.7	42.089	141.9	41.940	104.8	1:46.367	9 -	22.285 102.0	41.176	143.7	41.065	<i>109.0</i>	1:44.526
4 -	22.526 101.7	41.491	143.7	41.736	99.6	1:45.753	10 -	<i>21.878</i> <i>106.9</i>	<i>40.711</i> <i>144.0</i>	<i>40.832</i>	108.3		<b>1:43.421</b>
5 -	22.184 104.2	41.620	138.9	In		1:45.554 P	11 -	22.111 103.4	42.073	121.1	In		1:46.541 P
6 -	Out 100.5	41.708	141.0	41.451	106.3	3:25.648	12 -	Out 99.0	41.773	138.1	42.590	105.1	3:51.785

# 2009 Relentless British 125GP Championship & ACU Academy Cup

## FREE PRACTICE 1 - SPEED TRAPS

SECTOR 1				SECTOR 2			FINISH LINE			
POS	NO	NAME	MPH	NO	NAME	MPH	NO	NAME	MPH	
1	6	Martin GLOSSOP	118.4	6	Martin GLOSSOP	122.9	6	Martin GLOSSOP	91.3	
2	61	Paul JORDAN	117.3	50	Tim HASTINGS	122.9	27	Catherine GREEN	91.2	
3	8	Brian CLARK	116.7	61	Paul JORDAN	122.9	11	Tom WEEDEN	90.9	
4	77	Taylor MACKENZIE	116.5	66	Tom HAYWARD	122.2	66	Tom HAYWARD	90.8	
5	29	James LODGE	116.3	27	Catherine GREEN	122.0	72	Connor BEHAN	90.8	
6	72	Connor BEHAN	116.1	29	James LODGE	122.0	28	Jon VINCENT	90.6	
7	2	Robbie STEWART	115.9	10	Peter SUTHERLAND	120.9	52	Adam BLACKLOCK	90.4	
8	12	Edward RENDELL	115.5	52	Adam BLACKLOCK	120.9	29	James LODGE	90.3	
9	87	Lee COSTELLO	115.5	71	Andy REID	120.7	61	Paul JORDAN	90.0	
10	50	Tim HASTINGS	115.3	77	Taylor MACKENZIE	120.3	8	Brian CLARK	89.9	
11	16	Shaun HORSMAN	114.3	11	Tom WEEDEN	120.1	19	Michael HILL	89.8	
12	19	Michael HILL	113.9	19	Michael HILL	120.1	77	Taylor MACKENZIE	89.8	
13	66	Tom HAYWARD	113.4	2	Robbie STEWART	119.8	86	Luke HARVEY	89.6	
14	27	Catherine GREEN	113.2	96	Ryan SAXELBY	119.8	96	Ryan SAXELBY	89.6	
15	10	Peter SUTHERLAND	112.8	87	Lee COSTELLO	119.6	10	Peter SUTHERLAND	89.5	
16	53	Corey LEWIS	112.8	8	Brian CLARK	119.0	53	Corey LEWIS	89.3	
17	86	Luke HARVEY	112.8	7	Deane BROWN	118.6	7	Deane BROWN	89.1	
18	4	Philip WAKEFIELD	112.4	86	Luke HARVEY	118.6	50	Tim HASTINGS	89.0	
19	11	Tom WEEDEN	111.7	41	Shaun WINFIELD	117.7	71	Andy REID	88.8	
20	24	Ben BARRETT	111.7	17	John McPHEE	117.5	22	Matthew PAULO	88.5	
21	21	Tom STANFORD	111.3	26	Nicole McALEER	117.5	2	Robbie STEWART	88.4	
22	52	Adam BLACKLOCK	109.8	99	Kasey WYATT	117.1	24	Ben BARRETT	88.4	
23	7	Deane BROWN	109.7	72	Connor BEHAN	116.5	41	Shaun WINFIELD	88.4	
24	71	Andy REID	108.9	16	Shaun HORSMAN	116.3	17	John McPHEE	88.0	
25	46	Ross WALKER	108.4	22	Matthew PAULO	116.3	87	Lee COSTELLO	88.0	
26	13	Rob GUIVER	107.9	24	Ben BARRETT	116.3	26	Nicole McALEER	87.8	
27	96	Ryan SAXELBY	107.4	12	Edward RENDELL	116.1	99	Kasey WYATT	87.7	
28	41	Shaun WINFIELD	107.0	35	Elliot LODGE	115.9	35	Elliot LODGE	87.4	
29	22	Matthew PAULO	102.9	13	Rob GUIVER	115.7	12	Edward RENDELL	87.1	
30	28	Jon VINCENT	102.9	53	Corey LEWIS	115.5	4	Philip WAKEFIELD	86.5	
31	17	John McPHEE	102.8	28	Jon VINCENT	115.3	16	Shaun HORSMAN	86.3	
32	26	Nicole McALEER	101.8	21	Tom STANFORD	114.5	13	Rob GUIVER	85.6	
33	99	Kasey WYATT	99.4	4	Philip WAKEFIELD	114.1	21	Tom STANFORD	85.3	
34	5	Tomas DOUGHTY	97.3	46	Ross WALKER	111.7	69	Joshua HARLAND	85.0	
35	69	Joshua HARLAND	95.6	69	Joshua HARLAND	110.2	46	Ross WALKER	84.7	
36	91	Ian STANFORD	95.6	5	Tomas DOUGHTY	102.5	5	Tomas DOUGHTY	76.8	
37	35	Elliot LODGE	86.0	91	Ian STANFORD	100.6	91	Ian STANFORD	75.2	
38	9	Niall CAMPBELL	78.4	9	Niall CAMPBELL	90.0				

# 2009 Relentless British 125GP Championship & ACU Academy Cup

## FREE PRACTICE 1 - BEST SECTOR TIMES

SECTOR 1			SECTOR 2			SECTOR 3			IDEAL / BEST COMPARISON						
POS	NO	NAME	TIME	NO	NAME	TIME	NO	NAME	TIME	POS	NO	NAME	IDEAL	BEST	DIFF
1	61	JORDAN	22.383	2	STEWART	41.289	6	GLOSSOP	41.084	1	2	STEWART	1:45.168	1:45.349	0.181
2	29	LODGE	22.437	50	HASTINGS	41.325	72	BEHAN	41.248	2	66	HAYWARD	1:45.357	1:45.357	0.000
3	66	HAYWARD	22.540	27	GREEN	41.468	2	STEWART	41.250	3	72	BEHAN	1:45.376	1:45.376	0.000
4	52	BLACKLOCK	22.568	72	BEHAN	41.479	66	STEWART	41.260	4	6	GLOSSOP	1:45.634	1:45.683	0.049
5	10	SUTHERLAND	22.617	61	JORDAN	41.481	27	GREEN	41.647	5	61	JORDAN	1:45.748	1:46.199	0.451
6	50	HASTINGS	22.623	66	HAYWARD	41.557	8	CLARK	41.661	6	27	GREEN	1:45.790	1:45.897	0.107
7	2	STEWART	22.629	29	LODGE	41.558	29	LODGE	41.828	7	29	LODGE	1:45.823	1:46.421	0.598
8	12	RENDELL	22.648	12	RENDELL	41.691	61	JORDAN	41.884	8	8	CLARK	1:46.185	1:46.306	0.121
9	8	CLARK	22.649	6	GLOSSOP	41.823	87	COSTELLO	41.957	9	87	COSTELLO	1:46.586	1:47.260	0.674
10	72	BEHAN	22.649	8	CLARK	41.875	86	HARVEY	41.969	10	12	RENDELL	1:46.807	1:46.864	0.057
11	27	GREEN	22.675	87	COSTELLO	41.888	96	SAXELBY	42.068	11	50	HASTINGS	1:47.016	1:47.264	0.248
12	6	GLOSSOP	22.727	10	SUTHERLAND	41.998	7	BROWN	42.092	12	10	SUTHERLAND	1:47.194	1:47.562	0.368
13	87	COSTELLO	22.741	7	BROWN	42.128	77	MACKENZIE	42.282	13	7	BROWN	1:47.230	1:47.267	0.037
14	86	HARVEY	22.886	77	MACKENZIE	42.203	52	BLACKLOCK	42.400	14	86	HARVEY	1:47.239	1:47.473	0.234
15	77	MACKENZIE	22.986	71	REID	42.293	12	RENDELL	42.468	15	77	MACKENZIE	1:47.471	1:47.490	0.019
16	7	BROWN	23.010	86	HARVEY	42.384	53	LEWIS	42.477	16	52	BLACKLOCK	1:47.596	1:47.798	0.202
17	53	LEWIS	23.013	19	HILL	42.590	10	SUTHERLAND	42.579	17	96	SAXELBY	1:48.026	1:48.509	0.483
18	71	REID	23.040	53	LEWIS	42.608	4	WAKEFIELD	42.619	18	53	LEWIS	1:48.098	1:48.196	0.098
19	11	WEEDEN	23.083	52	BLACKLOCK	42.628	22	PAULO	42.785	19	71	REID	1:48.237	1:48.608	0.371
20	19	HILL	23.107	96	SAXELBY	42.634	11	WEEDEN	42.866	20	19	HILL	1:48.796	1:49.083	0.287
21	16	HORSMAN	23.209	11	WEEDEN	42.964	71	REID	42.904	21	11	WEEDEN	1:48.913	1:49.245	0.332
22	96	SAXELBY	23.324	22	PAULO	43.032	50	HASTINGS	43.068	22	22	PAULO	1:49.376	1:49.410	0.034
23	41	WINFIELD	23.341	41	WINFIELD	43.057	16	HORSMAN	43.086	23	4	WAKEFIELD	1:49.428	1:49.830	0.402
24	13	GUIVER	23.372	16	HORSMAN	43.193	17	McPHEE	43.098	24	16	HORSMAN	1:49.488	1:49.833	0.345
25	28	VINCENT	23.391	24	BARRETT	43.199	19	HILL	43.099	25	41	WINFIELD	1:49.776	1:49.920	0.144
26	4	WAKEFIELD	23.411	4	WAKEFIELD	43.398	41	WINFIELD	43.378	26	13	GUIVER	1:50.666	1:57.101	6.435
27	46	WALKER	23.533	13	GUIVER	43.459	24	BARRETT	43.623	27	24	BARRETT	1:50.801	1:51.078	0.277
28	22	PAULO	23.559	21	STANFORD	43.968	13	GUIVER	43.835	28	17	McPHEE	1:51.398	1:51.481	0.083
29	26	McALEER	23.947	26	McALEER	44.036	46	WALKER	43.996	29	26	McALEER	1:52.142	1:52.142	0.000
30	17	McPHEE	23.968	17	McPHEE	44.332	26	McALEER	44.159	30	46	WALKER	1:52.562	1:52.829	0.267
31	24	BARRETT	23.979	69	HARLAND	44.567	28	VINCENT	44.299	31	21	STANFORD	1:53.021	1:53.811	0.790
32	21	STANFORD	24.234	46	WALKER	45.033	35	LODGE	44.741	32	35	LODGE	1:54.460	1:55.270	0.810
33	35	LODGE	24.433	99	WYATT	45.204	21	STANFORD	44.819	33	99	WYATT	1:54.841	1:55.670	0.829
34	99	WYATT	24.538	35	LODGE	45.286	99	WYATT	45.099	34	69	HARLAND	1:55.450	1:57.181	1.731
35	69	HARLAND	24.597	5	DOUGHTY	47.553	69	HARLAND	46.286	35	28	VINCENT	1:57.005		
36	5	DOUGHTY	25.720	28	VINCENT	49.315	5	DOUGHTY	48.787	36	5	DOUGHTY	2:02.060	2:02.060	0.000
37	91	STANFORD	28.094	91	STANFORD	51.503	91	STANFORD	49.697	37	91	STANFORD	2:09.294	2:09.446	0.152
38	9	CAMPBELL		9	CAMPBELL	57.659	9	CAMPBELL		38	9	CAMPBELL			
												<b>Perfect Lap</b>	<b>1:44.756</b>		

Donington Park GP  
Circuit Length = 2.5000 miles  
Start: 11:20 End: 11:42

Weather / Track : Cloudy / Dry

www.tsl-timing.com

Printed - 11.44 Saturday, 23 May 2009

# MCRCB BULLETIN TK021

## 2009 Focused Events KTM RC8 Super Cup & Under 25 Cup QUALIFYING - CLASSIFICATION

POS	NO	CL	NAME	ENTRY	TIME	ON	LAPS	GAP	DIFF	MPH
1	1		David WOOD	KTM - KTM UK	1:38.139	9	13			91.70
2	11		Kelvin REILLY	KTM - Inmoto Corse	1:38.164	4	14	0.025	0.025	91.68
3	8		Ed SMITH	KTM - Redline KTM	1:38.927	8	13	0.788	0.763	90.97
4	5	C	Christian IDDON	KTM - KTM UK	1:38.998	12	12	0.859	0.071	90.91
5	33		Francis WILLIAMSON	KTM - SJ Racing / Bracken Motorcycles	1:39.489	6	14	1.350	0.491	90.46
6	81		Pauli PEKKANEN	KTM - Inmoto Corse	1:39.641	14	14	1.502	0.152	90.32
7	88		James EDMEADES	KTM - Redline Motorcycles / VCG	1:39.875	12	13	1.736	0.234	90.11
8	4		Dave HEAL	KTM - Littlewood Fencing / D Heal R'g	1:40.298	9	14	2.159	0.423	89.73
9	77	C	Jonathan RAILTON	KTM - Ducks X Racing	1:40.752	11	15	2.613	0.454	89.32
10	23	C	Sam BISHOP	KTM - Kester Cunningham John/Sam Bishop	1:40.756	6	14	2.617	0.004	89.32
11	21	C	Adam FOSTER	KTM - Fozzy Racing	1:41.203	6	13	3.064	0.447	88.93
12	43		Ben TAYLOR	KTM - M & B Motorsport	1:41.952	13	13	3.813	0.749	88.27
13	13		Andy BATTYE	KTM - Anthracite Racing	1:42.089	11	14	3.950	0.137	88.15
14	10		Andrew MARRIOTT	KTM - AMR Racing	1:42.177	5	12	4.038	0.088	88.08
15	18	C	Jon PAINE	KTM - Jon Paine Racing	1:42.199	13	15	4.060	0.022	88.06
16	0		Adam CHILD	KTM - KTM UK / MCN	1:42.291	5	10	4.152	0.092	87.98
17	19		Peter GOLDEN	KTM - PGRacing	1:42.392	5	10	4.253	0.101	87.89
18	69		Shaun GILBERT	KTM - Art Of Racing / Boast Plumbing	1:42.819	15	15	4.680	0.427	87.53
19	16	C	Taryn SKINNER	KTM - CarCarc Racing	1:42.849	14	14	4.710	0.030	87.50
20	100	C	Jack DRUMMOND	KTM - Jack Drummond Racing	1:43.373	7	12	5.234	0.524	87.06
21	74		Rikki OWEN	KTM - RO Racing	1:43.533	10	11	5.394	0.160	86.92
22	71		Ritchie THORNTON	KTM - TA Creative Ltd / P&H Motorcycles	1:43.641	10	14	5.502	0.108	86.83
23	14		Nick HOBDEN	KTM - Littlewood Fencing / D Heal R'g	1:43.730	4	14	5.591	0.089	86.76
24	28	C	Ben BROADWAY	KTM - Ben Broadway Racing	1:46.994	13	14	8.855	3.264	84.11

QUALIFICATION MAXIMA (110% of 1:38.139) = 1:47.952

Weather / Track : Sunny / Dry

These results are provisional until the conclusion of any judicial and technical matters.

Donington Park GP  
Circuit Length = 2.5000 miles  
Start: 11:30 End: 11:57

Race Director :

Stewards :

Timekeeper :

# MCRCB BULLETIN TK022

## 2009 Focused Events KTM RC8 Super Cup & Under 25 Cup

### QUALIFYING - SECTOR ANALYSIS

<b>0</b>	<b>Adam CHILD</b>				<b>KTM UK / MCN</b>				
1-	Out 90.6	47.128 135.3	46.516 100.1	1:59.865	6-	24.351 108.9	43.190 96.1	In	1:50.450 P
2-	22.476 105.0	42.389 138.9	42.032 102.8	1:46.897	7-	Out 102.5	43.615 136.4	41.016 105.8	2:58.318
3-	21.790 105.0	41.102 134.5	40.549 104.1	1:43.441	8-	21.983 108.9	40.653 143.1	40.179 105.8	1:42.815
4-	<b>21.439 111.5</b>	40.608 137.5	41.307 105.8	1:43.354	9-	21.865 108.1	40.837 140.4	39.998 106.1	1:42.700
5-	21.814 109.8	<b>40.597 143.7</b>	<b>39.880 106.7</b>	<b>1:42.291</b>	10-	21.924 105.5	40.847 137.8	49.982 94.6	1:52.753
<b>1</b>	<b>David WOOD</b>				<b>KTM UK</b>				
1-	Out 97.7	42.579 141.3	40.756 106.3	1:44.362	8-	<b>20.619</b> 117.3	38.902 144.0	39.282 <b>111.7</b>	1:38.803
2-	20.970 116.7	39.243 145.6	38.852 109.9	1:39.065	9-	20.699 111.7	<b>38.770</b> 145.6	<b>38.670</b> 110.3	<b>1:38.139</b>
3-	20.923 110.2	39.002 143.1	38.787 107.9	1:38.712	10-	20.854 117.5	38.896 145.6	38.863 109.0	1:38.613
4-	25.312 91.6	44.552 132.1	39.389 108.1	1:49.253	11-	24.303 78.1	47.379 102.3	In	1:55.698 P
5-	20.905 118.8	40.083 <b>146.2</b>	38.948 109.4	1:39.936	12-	Out 103.7	42.568 123.4	41.344 108.1	3:15.902
6-	20.878 112.4	39.107 144.3	39.182 109.2	1:39.167	13-	20.682 <b>119.4</b>	43.825 109.5	40.896 108.3	1:45.403
7-	21.427 101.1	39.064 144.9	38.998 109.2	1:39.489					
<b>4</b>	<b>Dave HEAL</b>				<b>Littlewood Fencing / D Heal R'g</b>				
1-	Out 82.0	43.686 138.9	41.403 105.8	1:51.817	8-	21.292 109.1	39.943 143.4	39.587 107.6	1:40.822
2-	21.571 108.2	40.300 141.6	39.919 105.6	1:41.790	9-	<b>21.169</b> 113.2	39.807 143.1	39.322 107.7	<b>1:40.298</b>
3-	21.459 113.2	40.295 143.4	39.557 106.1	1:41.311	10-	21.198 <b>115.3</b>	39.810 144.0	39.387 105.5	1:40.395
4-	25.290 61.3	1:02.076 129.8	48.298 107.6	2:15.664	11-	25.405 82.1	54.455 66.4	1:01.365 <b>108.7</b>	2:21.225
5-	21.213 112.6	<b>39.508</b> 144.3	39.706 107.7	1:40.427	12-	21.602 113.2	39.820 141.6	39.303 106.3	1:40.725
6-	21.336 108.8	39.800 142.2	<b>39.279</b> 107.4	1:40.415	13-	21.265 111.3	39.836 <b>145.3</b>	39.572 106.8	1:40.673
7-	21.282 112.8	40.070 143.4	39.833 107.9	1:41.185	14-	21.266 112.8	39.996 139.8	53.342 106.8	1:54.604
<b>5</b>	<b>Christian IDDON</b>				<b>C KTM UK</b>				
1-	Out 88.1	46.114 136.4	44.822 102.6	1:53.748	7-	<b>21.015</b> 108.2	39.147 146.2	39.109 108.1	1:39.271
2-	23.104 99.4	41.900 142.8	41.200 105.1	1:46.204	8-	22.346 101.5	46.600 90.4	43.244 106.5	1:52.190
3-	21.784 107.5	39.526 144.6	39.930 106.5	1:41.240	9-	21.198 110.9	39.053 144.6	39.137 105.3	1:39.388
4-	21.230 112.0	39.553 <b>146.5</b>	40.021 106.8	1:40.804	10-	21.250 108.6	38.965 144.9	39.711 107.4	1:39.926
5-	21.163 <b>113.7</b>	39.383 144.9	39.195 106.7	1:39.741	11-	21.054 111.7	39.337 <b>146.5</b>	40.157 <b>109.2</b>	1:40.548
6-	21.265 110.0	39.306 144.9	39.193 107.6	1:39.764	12-	21.210 107.9	<b>38.886</b> 145.6	<b>38.902</b> 104.8	<b>1:38.998</b>
<b>8</b>	<b>Ed SMITH</b>				<b>Redline KTM</b>				
1-	Out 94.9	42.962 135.6	42.401 103.3	1:49.122	8-	20.916 116.7	<b>38.636</b> 142.8	39.375 107.4	<b>1:38.927</b>
2-	21.859 107.7	39.422 144.0	40.734 106.5	1:42.015	9-	23.332 91.1	46.068 127.8	40.774 <b>108.5</b>	1:50.174
3-	21.371 109.7	40.098 <b>144.6</b>	40.172 106.0	1:41.641	10-	23.691 98.3	44.356 138.4	41.558 107.0	1:49.605
4-	21.925 105.5	39.478 141.6	40.459 106.8	1:41.862	11-	<b>20.905 117.1</b>	53.165 88.1	In	2:04.498 P
5-	21.014 113.7	39.345 144.3	39.141 106.1	1:39.500	12-	Out 102.3	42.736 116.1	41.193 106.8	4:09.519
6-	21.018 113.9	38.931 143.7	<b>39.067</b> 106.7	1:39.016	13-	21.270 110.9	39.704 143.4	40.182 105.1	1:41.156
7-	21.112 112.4	38.800 142.2	39.249 107.6	1:39.161					
<b>10</b>	<b>Andrew MARRIOTT</b>				<b>AMR Racing</b>				
1-	Out 94.9	43.498 139.8	54.245 104.3	1:59.878	7-	Out 98.8	41.263 140.1	40.765 106.1	4:22.034
2-	22.661 106.9	41.625 135.6	41.342 106.3	1:45.628	8-	21.843 105.0	40.561 141.0	40.613 106.3	1:43.017
3-	21.837 106.0	40.826 133.7	41.173 105.5	1:43.836	9-	21.916 103.7	40.521 141.9	<b>40.026</b> 105.8	1:42.463
4-	22.308 103.9	41.296 141.0	40.686 106.8	1:44.290	10-	21.879 100.0	<b>40.422</b> 139.5	40.612 <b>107.6</b>	1:42.913
5-	<b>21.473</b> 104.0	40.438 <b>143.7</b>	40.266 107.0	<b>1:42.177</b>	11-	21.516 <b>107.5</b>	42.034 119.2	In	1:57.282 P
6-	22.141 103.6	40.766 142.8	In	1:42.352 P	12-	Out 94.7	43.058 137.5	41.135 106.7	3:22.629
<b>11</b>	<b>Kelvin REILLY</b>				<b>Inmoto Corse</b>				
1-	Out 90.2	42.242 138.9	40.248 106.7	1:46.235	8-	Out 105.2	39.787 141.3	43.964 107.9	4:29.873
2-	20.853 <b>116.5</b>	39.112 141.3	39.805 108.5	1:39.770	9-	20.891 114.5	39.152 142.8	<b>38.480</b> 107.2	1:38.523
3-	20.785 115.7	39.216 143.1	40.510 102.6	1:40.511	10-	20.787 115.9	39.218 <b>143.7</b>	38.936 <b>109.4</b>	1:38.941
4-	20.761 115.9	<b>38.702</b> 142.8	38.701 108.6	<b>1:38.164</b>	11-	20.813 115.9	38.963 <b>143.7</b>	38.542 108.1	1:38.318
5-	20.717 113.7	39.414 141.0	39.060 107.7	1:39.191	12-	20.784 113.2	39.068 143.1	38.516 107.9	1:38.368
6-	20.806 113.2	38.906 <b>143.7</b>	38.537 108.6	1:38.249	13-	<b>20.713</b> 115.9	39.025 141.6	38.738 108.1	1:38.476
7-	21.718 107.7	43.645 125.0	In	1:47.042 P	14-	20.856 115.3	38.950 142.2	38.582 107.9	1:38.388
<b>13</b>	<b>Andy BATTYE</b>				<b>Anthracite Racing</b>				
1-	Out 85.6	45.788 135.0	44.272 99.6	1:51.923	8-	21.787 110.9	41.005 140.1	40.948 105.3	1:43.740
2-	23.223 102.5	42.905 141.6	42.457 103.3	1:48.585	9-	21.783 <b>113.9</b>	40.412 141.0	40.660 <b>108.3</b>	1:42.855
3-	22.643 107.5	41.371 143.4	42.360 94.2	1:46.374	10-	21.618 107.7	40.450 142.2	41.008 107.7	1:43.076

Donington Park GP  
Circuit Length = 2.5000 miles  
Start: 11:30 End: 11:57

Weather / Track : Sunny / Dry

# MCRCB BULLETIN TK022

## 2009 Focused Events KTM RC8 Super Cup & Under 25 Cup

### QUALIFYING - SECTOR ANALYSIS

4-	23.064	107.2	40.960	<i>144.0</i>	41.153	106.7	1:45.177	11-	21.588	112.2	40.059	143.1	40.442	107.9	<b>1:42.089</b>
5-	22.177	111.3	40.464	<i>144.0</i>	40.773	106.0	1:43.414	12-	<i>21.562</i>	113.0	<i>39.789</i>	140.4	40.744	98.8	1:42.095
6-	21.818	108.8	40.321	142.2	<i>40.321</i>	106.5	1:42.460	13-	21.582	112.6	40.306	143.4	40.878	104.9	1:42.766
7-	21.952	110.0	40.602	142.5	40.556	107.0	1:43.110	14-	21.779	111.5	40.152	142.8	40.466	106.5	1:42.397
<b>14</b>	<b>Nick HOBDEN</b> Littlewood Fencing / D Heal R'g														
1-	Out	90.8	44.788	137.8	44.778	104.3	1:51.231	8-	21.834	105.5	41.080	138.4	41.022	98.1	1:43.936
2-	22.681	105.4	42.215	138.9	42.009	104.6	1:46.905	9-	22.318	108.4	41.580	138.1	<i>40.948</i>	102.9	1:44.846
3-	22.795	104.2	41.703	139.2	41.693	102.0	1:46.191	10-	22.210	102.6	41.117	138.4	40.967	105.1	1:44.294
4-	<i>21.764</i>	111.7	<i>40.515</i>	<i>140.1</i>	41.451	105.3	<b>1:43.730</b>	11-	21.994	100.0	41.658	137.8	41.249	104.3	1:44.901
5-	21.803	108.6	40.922	136.4	41.817	105.5	1:44.542	12-	24.619	81.4	58.487	110.4	49.893	103.1	2:12.999
6-	22.381	103.6	41.294	137.2	41.607	105.3	1:45.282	13-	22.039	<i>112.4</i>	41.404	139.5	41.345	104.6	1:44.788
7-	23.060	95.7	42.867	132.4	42.736	105.5	1:48.663	14-	21.770	103.9	41.174	134.8	40.975	<i>106.0</i>	1:43.919
<b>16</b>	<b>Taryn SKINNER</b> C CarCarc Racing														
1-	Out	94.8	44.020	141.3	44.976	105.3	1:51.177	8-	22.040	105.7	44.799	127.1	In		1:50.419 P
2-	22.401	105.0	42.333	142.5	42.709	104.9	1:47.443	9-	Out	107.0	42.379	135.0	40.962	105.3	3:32.821 P
3-	22.030	101.8	41.987	142.8	41.570	105.5	1:45.587	10-	<i>21.493</i>	<i>112.0</i>	41.386	139.8	40.587	100.8	1:43.466
4-	21.708	111.8	40.702	139.5	41.610	<i>106.5</i>	1:44.020	11-	22.128	110.7	41.007	138.1	40.709	102.0	1:43.844
5-	21.582	108.8	40.486	<i>144.3</i>	40.786	106.3	1:42.854	12-	21.987	108.2	41.018	137.8	41.025	99.3	1:44.030
6-	21.515	111.8	<i>40.126</i>	142.5	41.487	102.8	1:43.128	13-	22.111	105.2	41.249	139.2	41.013	105.3	1:44.373
7-	22.074	107.5	40.646	139.2	41.393	103.9	1:44.113	14-	21.981	102.9	40.523	139.8	<i>40.345</i>	106.1	<b>1:42.849</b>
<b>18</b>	<b>Jon PAINE</b> C Jon Paine Racing														
1-	Out	90.3	44.561	141.9	43.836	107.2	1:50.737	9-	21.831	<i>113.7</i>	41.392	139.5	39.945	107.7	1:43.168
2-	22.455	104.7	42.331	<i>143.4</i>	42.288	108.1	1:47.074	10-	21.879	104.9	41.090	141.0	39.962	107.7	1:42.931
3-	22.218	107.0	41.885	142.5	41.788	107.4	1:45.891	11-	21.796	111.5	40.713	140.7	39.884	108.6	1:42.393
4-	22.331	103.2	41.145	141.6	40.858	108.5	1:44.334	12-	21.848	107.9	40.923	140.7	39.763	106.5	1:42.534
5-	22.241	103.6	41.095	142.8	40.876	107.6	1:44.212	13-	22.107	106.0	<i>40.563</i>	142.2	<i>39.529</i>	108.6	<b>1:42.199</b>
6-	22.207	109.1	41.067	143.1	40.739	<i>108.8</i>	1:44.013	14-	<i>21.704</i>	110.2	40.974	140.1	39.924	97.9	1:42.602
7-	21.868	110.2	41.212	141.6	40.465	105.6	1:43.545	15-	24.101	102.9	44.124	136.1	In		1:51.805 P
8-	21.956	111.5	41.323	140.1	40.260	107.4	1:43.539								
<b>19</b>	<b>Peter GOLDEN</b> PGRacing														
1-	Out	88.5	45.124	143.1	44.159	103.9	1:51.127	6-	<i>21.957</i>	105.5	40.221	137.8	40.555	103.3	1:42.733
2-	22.834	97.8	42.010	139.8	41.195	103.4	1:46.039	7-	22.112	102.9	40.498	140.7	40.598	<i>105.5</i>	1:43.208
3-	22.353	103.6	40.935	144.0	40.920	105.1	1:44.208	8-	22.553	100.8	41.409	139.8	In		1:45.939 P
4-	22.175	102.8	40.615	142.2	42.021	104.4	1:44.811	9-	Out	95.6	41.282	128.6	40.984	<i>105.5</i>	4:51.776
5-	22.073	103.4	<i>40.048</i>	<i>144.3</i>	<i>40.271</i>	103.8	<b>1:42.392</b>	10-	22.243	<i>106.0</i>	40.712	141.0	In		1:44.813 P
<b>21</b>	<b>Adam FOSTER</b> C Fozzy Racing														
1-	Out	90.7	43.791	133.9	43.484	100.5	1:50.664	8-	Out	102.8	44.796	132.1	42.109	102.6	3:53.225
2-	22.336	97.7	41.694	135.8	41.564	102.6	1:45.594	9-	21.749	<i>111.3</i>	40.103	137.5	<i>39.722</i>	102.6	1:41.574
3-	22.086	104.4	39.919	<i>139.2</i>	40.454	<i>103.6</i>	1:42.459	10-	21.747	106.5	40.330	136.1	41.404	103.4	1:43.481
4-	21.945	104.5	40.024	136.7	42.865	101.2	1:44.834	11-	21.733	104.5	39.815	138.4	40.828	100.4	1:42.376
5-	22.038	105.4	42.277	135.6	40.971	103.3	1:45.286	12-	22.640	94.7	45.401	131.1	In		1:50.855 P
6-	<i>21.650</i>	111.1	<i>39.664</i>	137.8	39.889	101.6	<b>1:41.203</b>	13-	Out	100.2	46.804	91.9	47.184	84.5	2:46.118
7-	23.024	98.7	45.916	128.3	In		1:53.850 P								
<b>23</b>	<b>Sam BISHOP</b> C Kester Cunningham John/Sam Bishop														
1-	Out	86.5	44.720	130.1	42.677	97.5	1:49.237	8-	21.508	104.2	39.777	139.5	39.836	110.9	1:41.121
2-	23.284	102.9	40.989	133.9	41.026	110.5	1:45.299	9-	21.675	<i>110.2</i>	54.903	126.6	In		2:01.906 P
3-	21.818	104.7	40.275	142.8	39.614	109.8	1:41.707	10-	Out	90.3	42.144	138.4	40.456	111.1	3:54.570
4-	21.553	107.4	40.047	144.9	39.926	110.1	1:41.526	11-	21.413	101.8	39.965	<i>145.3</i>	39.585	109.2	1:40.963
5-	21.304	110.0	<i>39.570</i>	140.4	39.893	<i>111.7</i>	1:40.767	12-	21.500	105.5	39.974	141.6	39.771	107.7	1:41.245
6-	<i>21.252</i>	106.2	39.800	143.1	39.704	108.8	<b>1:40.756</b>	13-	21.608	105.2	40.049	138.4	39.743	110.3	1:41.400
7-	21.511	101.2	43.714	138.1	39.905	110.3	1:45.130	14-	21.446	104.9	40.318	141.0	<i>39.443</i>	108.8	1:41.207
<b>28</b>	<b>Ben BROADWAY</b> C Ben Broadway Racing														
1-	Out	92.7	45.662	130.3	46.177	102.9	1:54.699	8-	<i>21.958</i>	103.1	42.227	136.4	43.167	104.4	1:47.352
2-	23.388	104.7	43.145	133.2	43.976	103.6	1:50.509	9-	22.475	106.2	41.672	138.9	43.514	103.8	1:47.661
3-	22.679	106.7	42.523	134.8	45.317	102.1	1:50.519	10-	22.671	106.7	41.456	<i>139.5</i>	43.347	100.7	1:47.474
4-	22.529	102.6	42.917	137.0	44.456	102.8	1:49.902	11-	22.473	108.6	<i>41.229</i>	138.7	43.363	101.6	1:47.065
5-	22.565	104.4	42.041	132.9	44.652	102.6	1:49.258	12-	22.812	104.9	41.414	135.3	43.338	104.4	1:47.564

Donington Park GP  
Circuit Length = 2.5000 miles  
Start: 11:30 End: 11:57

Weather / Track : Sunny / Dry

# MRCRB BULLETIN TK022

## 2009 Focused Events KTM RC8 Super Cup & Under 25 Cup

### QUALIFYING - SECTOR ANALYSIS

6-	22.777	111.5	41.761	134.8	43.677	102.9	1:48.215	13-	22.150	106.2	41.681	<i>139.5</i>	<i>43.163</i>	101.3	<b>1:46.994</b>
7-	22.385	108.2	41.833	138.9	43.350	<i>106.1</i>	1:47.568	14-	22.620	<i>113.0</i>	41.699	135.6	43.436	99.4	1:47.755
<b>33</b>	<b>Francis WILLIAMSON</b> SJ Racing / Bracken Motorcycles														
1-	Out	87.3	44.886	116.7	44.865	104.8	1:52.633	8-	Out	106.9	40.564	144.3	39.872	106.0	3:11.152
2-	22.670	100.2	42.304	133.7	42.129	99.7	1:47.103	9-	21.223	109.7	39.919	143.7	39.751	108.1	1:40.893
3-	21.616	108.6	40.260	139.8	40.372	108.1	1:42.248	10-	21.060	110.9	39.600	145.3	39.483	104.9	1:40.143
4-	21.194	111.7	39.713	144.9	39.851	108.6	1:40.758	11-	21.284	110.4	39.630	144.6	39.685	106.0	1:40.599
5-	21.638	110.0	40.094	145.3	39.788	<i>109.0</i>	1:41.520	12-	21.152	113.4	39.834	143.7	40.115	108.3	1:41.101
6-	<i>20.905</i>	111.3	<i>39.212</i>	<i>147.5</i>	<i>39.372</i>	<i>109.0</i>	<b>1:39.489</b>	13-	21.222	109.7	39.689	144.0	40.339	107.9	1:41.250
7-	21.023	113.4	40.765	141.0	In		1:41.566 P	14-	21.138	<i>113.7</i>	39.678	145.6	39.686	107.7	1:40.502
<b>43</b>	<b>Ben TAYLOR</b> M & B Motorsport														
1-	Out	97.1	42.907	141.0	43.864	98.1	1:49.400	8-	21.423	109.1	40.576	141.9	42.364	<i>112.2</i>	1:44.363
2-	21.929	107.9	40.723	137.2	44.260	108.3	1:46.912	9-	21.361	111.5	40.150	143.1	40.684	105.1	1:42.195
3-	21.563	113.0	40.385	<i>143.4</i>	40.685	109.2	1:42.633	10-	21.441	<i>113.7</i>	42.145	132.4	42.386	104.3	1:45.972
4-	21.482	106.4	41.160	124.7	43.318	107.2	1:45.960	11-	21.664	111.3	40.278	141.3	40.966	108.3	1:42.908
5-	22.791	101.4	46.451	104.4	In		1:56.046 P	12-	<i>21.278</i>	113.0	41.986	136.7	<i>40.175</i>	101.3	1:43.439
6-	Out	83.3	43.888	132.1	45.767	107.7	3:13.722	13-	21.566	109.8	<i>39.996</i>	140.1	40.390	107.9	<b>1:41.952</b>
7-	21.363	111.5	40.525	142.5	41.345	109.9	1:43.233								
<b>69</b>	<b>Shaun GILBERT</b> Art Of Racing / Boast Plumbing														
1-	Out	87.0	44.622	138.4	44.489	102.6	1:51.907	9-	22.322	107.7	41.142	139.5	41.251	104.4	1:44.715
2-	23.586	101.5	42.397	140.1	42.700	102.9	1:48.683	10-	22.147	106.2	40.579	140.1	41.428	105.3	1:44.154
3-	22.870	101.1	42.731	140.7	42.758	104.6	1:48.359	11-	22.021	107.4	40.336	141.0	41.296	106.1	1:43.653
4-	22.490	107.0	41.670	137.5	41.873	105.6	1:46.033	12-	22.042	105.4	40.648	140.4	41.159	105.3	1:43.849
5-	22.317	<i>108.6</i>	41.433	<i>141.6</i>	42.313	95.8	1:46.063	13-	21.932	107.5	40.581	138.7	41.112	105.5	1:43.625
6-	22.678	106.2	41.285	140.1	41.885	102.3	1:45.848	14-	22.266	106.2	<i>40.037</i>	138.4	40.833	<i>106.3</i>	1:43.130
7-	22.676	105.8	41.294	139.5	41.918	105.5	1:45.888	15-	<i>21.808</i>	104.4	40.682	140.1	<i>40.329</i>	105.5	<b>1:42.819</b>
8-	22.463	106.9	40.836	135.8	42.261	102.9	1:45.560								
<b>71</b>	<b>Ritchie THORNTON</b> TA Creative Ltd / P&H Motorcycles														
1-	Out	89.8	44.565	132.4	42.976	105.3	1:51.341	8-	22.267	106.5	41.084	138.1	40.512	107.2	1:43.863
2-	22.773	105.5	42.250	137.0	41.845	106.5	1:46.868	9-	<i>22.034</i>	108.6	41.234	<i>138.7</i>	41.208	<i>108.5</i>	1:44.476
3-	22.698	103.4	41.869	137.0	41.946	104.6	1:46.513	10-	22.314	106.2	<i>40.917</i>	138.4	<i>40.410</i>	107.6	<b>1:43.641</b>
4-	22.715	107.7	42.368	135.8	41.757	105.1	1:46.840	11-	22.271	106.4	41.084	137.5	40.510	106.0	1:43.865
5-	23.069	106.7	41.629	137.8	41.372	106.8	1:46.070	12-	22.342	<i>109.3</i>	42.576	107.2	45.367	107.4	1:50.285
6-	22.466	108.8	41.536	135.0	41.471	106.7	1:45.473	13-	22.160	108.4	41.741	136.7	41.003	105.6	1:44.904
7-	22.562	103.1	41.380	137.0	40.885	107.7	1:44.827	14-	22.213	105.7	41.016	<i>138.7</i>	40.546	106.3	1:43.775
<b>74</b>	<b>Rikki OWEN</b> RO Racing														
1-	Out	88.7	44.423	135.6	43.771	104.6	1:52.879	7-	21.783	110.0	40.783	141.0	41.337	105.3	1:43.903
2-	22.099	108.8	41.022	134.5	42.079	105.6	1:45.200	8-	21.818	108.6	40.595	<i>142.8</i>	41.286	107.9	1:43.699
3-	21.646	112.6	40.526	141.6	42.577	106.8	1:44.749	9-	21.944	110.7	40.516	140.4	<i>41.194</i>	107.0	1:43.654
4-	22.471	102.0	41.454	130.8	In		1:46.836 P	10-	21.618	<i>113.2</i>	<i>40.511</i>	140.7	41.404	105.8	<b>1:43.533</b>
5-	Out	96.6	43.601	135.6	41.479	107.9	8:20.685	11-	<i>21.608</i>	112.6	40.792	140.7	41.423	<i>108.8</i>	1:43.823
6-	21.990	108.1	40.949	139.8	41.563	106.8	1:44.502								
<b>77</b>	<b>Jonathan RAILTON</b> C Ducks X Racing														
1-	Out	88.9	44.159	126.6	43.179	100.7	1:49.588	9-	21.429	102.8	40.215	142.5	39.768	108.3	1:41.412
2-	21.988	104.2	41.038	142.2	40.231	107.7	1:43.257	10-	21.341	101.5	40.149	141.6	39.559	<i>109.6</i>	1:41.049
3-	21.510	104.0	40.360	141.6	39.855	109.0	1:41.725	11-	21.270	106.4	<i>39.885</i>	<i>142.8</i>	39.597	109.0	<b>1:40.752</b>
4-	21.334	105.2	40.145	142.5	40.340	104.4	1:41.819	12-	21.275	104.9	39.972	141.0	39.693	108.5	1:40.940
5-	21.498	105.0	40.404	141.0	40.078	107.2	1:41.980	13-	21.281	<i>108.6</i>	40.016	137.2	39.753	107.9	1:41.050
6-	21.646	104.7	40.102	142.5	40.017	108.3	1:41.765	14-	21.347	99.7	40.358	141.0	39.303	109.2	1:41.008
7-	<i>21.128</i>	105.7	40.191	140.7	39.949	107.2	1:41.268	15-	21.554	103.4	39.986	141.6	<i>39.270</i>	107.9	1:40.810
8-	21.291	105.0	40.203	140.7	40.513	108.6	1:42.007								
<b>81</b>	<b>Pauli PEKKANEN</b> Inmoto Corse														
1-	Out	98.7	41.737	144.6	41.329	105.6	1:43.170	8-	21.119	107.7	39.868	145.3	<i>38.761</i>	109.9	1:39.748
2-	21.402	111.3	40.494	145.3	39.804	107.7	1:41.700	9-	21.322	107.4	39.507	<i>147.2</i>	<i>38.872</i>	<i>110.3</i>	1:39.701
3-	21.347	108.9	39.806	145.6	39.771	108.8	1:40.924	10-	22.506	97.4	46.246	104.5	42.017	108.5	1:50.769
4-	21.243	105.2	39.445	145.9	39.062	109.0	1:39.750	11-	21.366	107.2	39.412	145.9	38.940	109.6	1:39.718
5-	21.753	103.6	40.839	144.6	In		1:42.869 P	12-	21.093	110.7	<i>39.330</i>	146.5	39.451	109.9	1:39.874

Donington Park GP  
Circuit Length = 2.5000 miles  
Start: 11:30 End: 11:57

Weather / Track : Sunny / Dry

# MCRCB BULLETIN TK022

## 2009 Focused Events KTM RC8 Super Cup & Under 25 Cup

### QUALIFYING - SECTOR ANALYSIS

6 -	Out	108.1	40.934	143.7	39.265	109.4	4:19.553	13 -	21.306	<del>114.1</del>	39.639	144.6	39.334	110.1	1:40.279	
7 -		21.419	107.7	39.790	144.6	38.976	1:40.185	14 -		<del>21.030</del>	109.8	39.509	146.2	39.102	110.1	<b>1:39.641</b>
<b>88</b>	<b>James EDMEADES</b>		<b>Redline Motorcycles / VCG</b>													
1 -	Out	89.6	43.162	141.9	43.640	104.6	1:48.783	8 -	21.763	100.3	43.626	122.9	In		1:53.141 P	
2 -		22.055	109.7	40.305	142.2	40.208	1:42.568	9 -		Out	106.4	40.907	141.3	39.938	107.6	4:38.940
3 -		21.356	112.4	39.834	142.2	39.902	1:41.092	10 -	21.204	113.9	39.835	141.0	39.454	106.8	1:40.493	
4 -		21.346	110.6	39.441	142.5	39.925	1:40.712	11 -	21.212	113.2	<del>39.348</del>	142.8	39.941	106.5	1:40.501	
5 -		21.115	113.9	39.856	<del>143.1</del>	39.692	1:40.663	12 -	21.172	113.0	39.404	141.0	<del>39.299</del>	<del>108.3</del>	<b>1:39.875</b>	
6 -		21.053	<del>116.9</del>	39.764	142.5	39.826	1:40.643	13 -	21.053	113.2	43.633	118.6	48.663	106.8	1:53.349	
7 -		<del>20.893</del>	115.1	39.687	142.5	39.315	1:39.895									
<b>100</b>	<b>Jack DRUMMOND</b>		<b>C Jack Drummond Racing</b>													
1 -	Out	82.7	46.264	134.8	43.514	107.0	1:53.439	7 -		<del>21.753</del>	105.7	40.908	144.3	40.712	108.3	<b>1:43.373</b>
2 -		22.322	96.1	41.330	144.6	41.646	1:45.298	8 -	22.271	100.2	41.005	144.6	40.631	108.3	1:43.907	
3 -		21.985	101.4	41.110	142.8	41.522	1:44.617	9 -	21.802	107.2	40.788	144.3	41.304	100.8	1:43.894	
4 -		21.800	106.5	41.162	<del>144.9</del>	<del>40.528</del>	<del>109.9</del>	1:43.490	10 -	23.427	<del>107.4</del>	<del>40.607</del>	144.0	40.684	109.4	1:44.718
5 -		22.648	97.8	43.157	143.7	In	1:47.915 P	11 -	21.911	101.4	1:04.511	140.4	In		2:08.147 P	
6 -	Out	96.3	40.827	141.3	40.802	107.4	3:42.865	12 -		Out	105.4	46.582	128.3	42.907	107.2	3:20.100

# MCRCB BULLETIN TK023

## 2009 Focused Events KTM RC8 Super Cup & Under 25 Cup

### QUALIFYING - SPEED TRAPS

SECTOR 1				SECTOR 2			FINISH LINE		
POS	NO	NAME	MPH	NO	NAME	MPH	NO	NAME	MPH
1	1	David WOOD	119.4	33	Francis WILLIAMSON	147.5	43	Ben TAYLOR	112.2
2	8	Ed SMITH	117.1	81	Pauli PEKKANEN	147.2	23	Sam BISHOP	111.7
3	88	James EDMEADES	116.9	5	Christian IDDON	146.5	1	David WOOD	111.1
4	11	Kelvin REILLY	116.5	1	David WOOD	146.2	81	Pauli PEKKANEN	110.3
5	4	Dave HEAL	115.3	4	Dave HEAL	145.3	100	Jack DRUMMOND	109.9
6	81	Pauli PEKKANEN	114.1	23	Sam BISHOP	145.3	77	Jonathan RAILTON	109.6
7	13	Andy BATTYE	113.9	100	Jack DRUMMOND	144.9	11	Kelvin REILLY	109.4
8	5	Christian IDDON	113.7	8	Ed SMITH	144.6	5	Christian IDDON	109.2
9	18	Jon PAINE	113.7	16	Taryn SKINNER	144.3	33	Francis WILLIAMSON	109.0
10	33	Francis WILLIAMSON	113.7	19	Peter GOLDEN	144.3	18	Jon PAINE	108.8
11	43	Ben TAYLOR	113.7	13	Andy BATTYE	144.0	74	Rikki OWEN	108.8
12	74	Rikki OWEN	113.2	0	Adam CHILD	143.7	8	Ed SMITH	108.5
13	28	Ben BROADWAY	113.0	10	Andrew MARRIOTT	143.7	71	Ritchie THORNTON	108.5
14	14	Nick HOBDEN	112.4	11	Kelvin REILLY	143.7	13	Andy BATTYE	108.3
15	16	Taryn SKINNER	112.0	18	Jon PAINE	143.4	88	James EDMEADES	108.3
16	0	Adam CHILD	111.5	43	Ben TAYLOR	143.4	4	Dave HEAL	108.1
17	21	Adam FOSTER	111.3	88	James EDMEADES	143.1	10	Andrew MARRIOTT	107.6
18	23	Sam BISHOP	110.2	74	Rikki OWEN	142.8	0	Adam CHILD	106.7
19	71	Ritchie THORNTON	109.3	77	Jonathan RAILTON	142.8	16	Taryn SKINNER	106.5
20	69	Shaun GILBERT	108.6	69	Shaun GILBERT	141.6	69	Shaun GILBERT	106.3
21	77	Jonathan RAILTON	108.6	14	Nick HOBDEN	140.1	28	Ben BROADWAY	106.1
22	10	Andrew MARRIOTT	107.5	28	Ben BROADWAY	139.5	14	Nick HOBDEN	106.0
23	100	Jack DRUMMOND	107.4	21	Adam FOSTER	139.2	19	Peter GOLDEN	105.5
24	19	Peter GOLDEN	106.0	71	Ritchie THORNTON	138.7	21	Adam FOSTER	103.6

Weather / Track : Sunny / Dry

www.tsl-timing.com

Donington Park GP  
Circuit Length = 2.5000 miles  
Start: 11:30 End: 11:57

Printed - 11.59 Sunday, 24 May 2009

# MCRCB BULLETIN TK024

## 2009 Focused Events KTM RC8 Super Cup & Under 25 Cup

### QUALIFYING - BEST SECTOR TIMES

SECTOR 1			SECTOR 2			SECTOR 3			IDEAL / BEST COMPARISON						
POS	NO	NAME	TIME	NO	NAME	TIME	NO	NAME	TIME	POS	NO	NAME	IDEAL	BEST	DIFF
1	1	WOOD	20.619	8	SMITH	38.636	11	REILLY	38.480	1	11	REILLY	1:37.895	1:38.164	0.269
2	11	REILLY	20.713	11	REILLY	38.702	1	WOOD	38.670	2	1	WOOD	1:38.059	1:38.139	0.080
3	88	EDMEADES	20.893	1	WOOD	38.770	81	PEKKANEN	38.761	3	8	SMITH	1:38.608	1:38.927	0.319
4	8	SMITH	20.905	5	IDDON	38.886	5	IDDON	38.902	4	5	IDDON	1:38.803	1:38.998	0.195
5	33	WILLIAMSON	20.905	33	WILLIAMSON	39.212	8	SMITH	39.067	5	81	PEKKANEN	1:39.121	1:39.641	0.520
6	5	IDDON	21.015	81	PEKKANEN	39.330	77	RAILTON	39.270	6	33	WILLIAMSON	1:39.489	1:39.489	0.000
7	81	PEKKANEN	21.030	88	EDMEADES	39.348	4	HEAL	39.279	7	88	EDMEADES	1:39.540	1:39.875	0.335
8	77	RAILTON	21.128	4	HEAL	39.508	88	EDMEADES	39.299	8	4	HEAL	1:39.956	1:40.298	0.342
9	4	HEAL	21.169	23	BISHOP	39.570	33	WILLIAMSON	39.372	9	23	BISHOP	1:40.265	1:40.756	0.491
10	23	BISHOP	21.252	21	FOSTER	39.664	23	BISHOP	39.443	10	77	RAILTON	1:40.283	1:40.752	0.469
11	43	TAYLOR	21.278	13	BATTYE	39.789	18	PAINE	39.529	11	21	FOSTER	1:41.036	1:41.203	0.167
12	0	CHILD	21.439	77	RAILTON	39.885	21	FOSTER	39.722	12	43	TAYLOR	1:41.449	1:41.952	0.503
13	10	MARRIOTT	21.473	43	TAYLOR	39.996	0	CHILD	39.880	13	13	BATTYE	1:41.672	1:42.089	0.417
14	16	SKINNER	21.493	69	GILBERT	40.031	10	MARRIOTT	40.026	14	18	PAINE	1:41.796	1:42.199	0.403
15	13	BATTYE	21.562	19	GOLDEN	40.048	43	TAYLOR	40.175	15	0	CHILD	1:41.916	1:42.291	0.375
16	74	OWEN	21.608	16	SKINNER	40.126	19	GOLDEN	40.271	16	10	MARRIOTT	1:41.921	1:42.177	0.256
17	21	FOSTER	21.650	10	MARRIOTT	40.422	13	BATTYE	40.321	17	16	SKINNER	1:41.964	1:42.849	0.885
18	18	PAINE	21.704	74	OWEN	40.511	69	GILBERT	40.329	18	69	GILBERT	1:42.168	1:42.819	0.651
19	100	DRUMMOND	21.753	14	HOBDEN	40.515	16	SKINNER	40.345	19	19	GOLDEN	1:42.276	1:42.392	0.116
20	14	HOBDEN	21.764	18	PAINE	40.563	71	THORNTON	40.410	20	100	DRUMMOND	1:42.888	1:43.373	0.485
21	69	GILBERT	21.808	0	CHILD	40.597	100	DRUMMOND	40.528	21	14	HOBDEN	1:43.227	1:43.730	0.503
22	19	GOLDEN	21.957	100	DRUMMOND	40.607	14	HOBDEN	40.948	22	74	OWEN	1:43.313	1:43.533	0.220
23	28	BROADWAY	21.958	71	THORNTON	40.917	74	OWEN	41.194	23	71	THORNTON	1:43.361	1:43.641	0.280
24	71	THORNTON	22.034	28	BROADWAY	41.229	28	BROADWAY	43.163	24	28	BROADWAY	1:46.350	1:46.994	0.644
											Perfect Lap		1:37.735		

Donington Park GP  
 Circuit Length = 2.5000 miles  
 Start: 11:30 End: 11:57

Weather / Track : Sunny / Dry


www.tsl-timing.com

Printed - 11.59 Sunday, 24 May 2009

# MCRCB BULLETIN TK025

## 2009 Focused Events KTM RC8 Super Cup & Under 25 Cup

### RACES 1 & 4 - GRID

ROW 6	1:46.994 28 Ben BROADWAY	1:43.730 14 Nick HOBDEN	1:43.641 71 Ritchie THORNTON	1:43.533 74 Rikki OWEN
ROW 5	1:43.373 100 Jack DRUMMOND	1:42.849 16 Taryn SKINNER	1:42.819 69 Shaun GILBERT	1:42.392 19 Peter GOLDEN
ROW 4	1:42.291 0 Adam CHILD	1:42.199 18 Jon PAINE	1:42.177 10 Andrew MARRIOTT	1:42.089 13 Andy BATTYE
ROW 3	1:41.952 43 Ben TAYLOR	1:41.203 21 Adam FOSTER	1:40.756 23 Sam BISHOP	1:40.752 77 Jonathan RAILTON
ROW 2	1:40.298 4 Dave HEAL	1:39.875 88 James EDMEADES	1:39.641 81 Pauli PEKKANEN	1:39.489 33 Francis WILLIAMSON
ROW 1	1:38.998 5 Christian IDDON	1:38.927 8 Ed SMITH	1:38.164 11 Kelvin REILLY	1:38.139 1 David WOOD
<b>Pole</b>				
				

Donington Park GP  
Circuit Length = 2.5000 miles

**These results are provisional until the conclusion of any judicial and technical matters.**

Race Director :

Stewards :

Timekeeper :

# MCRCB BULLETIN TK066

## 2009 Focused Events KTM RC8 Super Cup & Under 25 Cup RACE 1 - CLASSIFICATION

POS	NO	CL	NAME	ENTRY	LAPS	TIME	GAP	DIFF	MPH	BEST	ON
1	1		David WOOD	KTM - KTM UK	12	19:55.326			90.35	1:38.659	3
2	88		James EDMEADES	KTM - Redline Motorcycles / VCG	12	19:59.715	4.389	4.389	90.02	1:39.165	10
3	8		Ed SMITH	KTM - Redline KTM	12	20:00.047	4.721	0.332	89.99	1:39.135	11
4	81		Pauli PEKKANEN	KTM - Inmoto Corse	12	20:00.138	4.812	0.091	89.99	1:39.062	12
5	33		Francis WILLIAMSON	KTM - SJ Racing / Bracken Motorcycles	12	20:01.287	5.961	1.149	89.90	1:38.973	7
6	23	C	Sam BISHOP	KTM - Kester Cunningham John/Sam Bishc	12	20:07.530	12.204	6.243	89.43	1:39.629	2
7	4		Dave HEAL	KTM - Littlewood Fencing / D Heal R'g	12	20:15.566	20.240	8.036	88.84	1:40.362	6
8	77	C	Jonathan RAILTON	KTM - Ducks X Racing	12	20:26.800	31.474	11.234	88.03	1:41.302	8
9	43		Ben TAYLOR	KTM - M & B Motorsport	12	20:29.522	34.196	2.722	87.83	1:41.649	2
10	13		Andy BATTYE	KTM - Anthracite Racing	12	20:35.191	39.865	5.669	87.43	1:41.412	11
11	74		Rikki OWEN	KTM - RO Racing	12	20:39.442	44.116	4.251	87.13	1:41.839	7
12	21	C	Adam FOSTER	KTM - Fozzy Racing	12	20:40.354	45.028	0.912	87.07	1:42.173	7
13	16	C	Taryn SKINNER	KTM - CarCarc Racing	12	20:44.515	49.189	4.161	86.78	1:42.166	7
14	19		Peter GOLDEN	KTM - PGRacing	12	20:48.862	53.536	4.347	86.47	1:42.813	5
15	18	C	Jon PAINE	KTM - Jon Paine Racing	12	20:50.235	54.909	1.373	86.38	1:42.822	12
16	71		Ritchie THORNTON	KTM - TA Creative Ltd / P&H Motorcycles	12	20:55.049	59.723	4.814	86.05	1:43.008	6
17	14		Nick HOBDEN	KTM - Littlewood Fencing / D Heal R'g	12	20:59.503	1:04.177	4.454	85.74	1:43.609	6
18	69		Shaun GILBERT	KTM - Art Of Racing / Boast Plumbing	12	21:08.025	1:12.699	8.522	85.17	1:43.298	11
19	28	C	Ben BROADWAY	KTM - Ben Broadway Racing	11	20:11.672	1 lap	1 lap	81.70	1:48.131	7

### NOT CLASSIFIED

DNF	11		Kelvin REILLY	KTM - Inmoto Corse	1	1:41.899	11 laps	10 laps	88.32	1:41.899	1
DNF	5	C	Christian IDDON	KTM - KTM UK	1	1:42.676	11 laps	0.777	87.65	1:42.676	1
DNF	10		Andrew MARRIOTT	KTM - AMR Racing	1	2:34.897	11 laps	52.221	58.10		

### FASTEST LAP

1			David WOOD	KTM - KTM UK	3	1:38.659		91.22 mph		146.81 kph	
23	C		Sam BISHOP	KTM - Kester Cunningham John/Sam Bishc	2	1:39.629		90.33 mph		145.38 kph	

Weather / Track : Sunny / Dry

These results are provisional until the conclusion of any judicial and technical matters.

Donington Park GP  
Circuit Length = 2.5000 miles  
Start: 16:42 End: 17:03

Race Director :	Stewards :	Timekeeper :
-----------------	------------	--------------

**MCRCB BULLETIN TK067**

**2009 Focused Events KTM RC8 Super Cup & Under 25 Cup**

**RACE 1 - LAP CHART**

Lap 1			Lap 2			Lap 3			Lap 4			Lap 5		
No	Behind	Laptime	No	Behind	Laptime	No	Behind	Laptime	No	Behind	Laptime	No	Behind	Laptime
11		1:41.899	1		1:38.671	1		1:38.659	1		1:39.416	1		1:38.848
1	0.439	1:42.338	33	2.465	1:40.101	33	3.296	1:39.490	33	4.127	1:40.247	81	4.643	1:39.294
5	0.777	1:42.676	81	2.496	1:39.376	81	3.498	1:39.661	81	4.197	1:40.115	88	5.137	1:39.324
33	1.474	1:43.373	88	2.807	1:40.029	88	3.950	1:39.802	88	4.661	1:40.127	8	5.803	1:39.934
88	1.888	1:43.787	8	3.019	1:39.945	8	4.414	1:40.054	8	4.717	1:39.719	33	5.956	1:40.677
8	2.184	1:44.083	23	3.290	1:39.629	23	4.856	1:40.225	23	5.365	1:39.925	23	6.251	1:39.734
81	2.230	1:44.129	4	4.537	1:40.408	4	6.414	1:40.536	4	7.439	1:40.441	4	9.123	1:40.532
23	2.771	1:44.670	43	6.654	1:41.649	43	10.044	1:42.049	77	12.710	1:41.737	77	15.493	1:41.631
4	3.239	1:45.138	77	7.641	1:42.205	77	10.389	1:41.407	43	13.455	1:42.827	43	16.773	1:42.166
43	4.115	1:46.014	21	9.791	1:42.780	21	14.116	1:42.984	21	18.124	1:43.424	21	22.152	1:42.876
77	4.546	1:46.445	13	10.186	1:43.430	16	15.190	1:43.330	16	18.434	1:42.660	16	22.492	1:42.906
13	5.866	1:47.765	16	10.519	1:43.130	13	15.357	1:43.830	19	19.717	1:43.349	19	23.682	1:42.813
21	6.121	1:48.020	74	11.010	1:43.332	19	15.784	1:42.992	13	20.110	1:44.169	13	24.045	1:42.783
16	6.499	1:48.398	19	11.451	1:43.031	74	16.102	1:43.751	74	20.313	1:43.627	74	24.225	1:42.760
74	6.788	1:48.687	18	13.932	1:44.930	18	19.974	1:44.701	18	24.801	1:44.243	18	29.959	1:44.006
19	7.530	1:49.429	14	13.999	1:44.721	14	20.073	1:44.733	14	25.453	1:44.796	71	31.146	1:44.085
18	8.112	1:50.011	71	14.966	1:44.759	71	20.974	1:44.667	71	25.909	1:44.351	14	31.304	1:44.699
14	8.388	1:50.287	69	20.469	1:46.476	69	28.066	1:46.256	69	33.323	1:44.673	69	38.722	1:44.247
71	9.317	1:51.216	28	28.719	1:51.347	28	39.739	1:49.679	28	50.346	1:50.023	28	1:00.431	1:48.933
69	13.103	1:55.002												
28	16.482	1:58.381												
10	52.998	2:34.897 P												

**MCRCB BULLETIN TK067**

**2009 Focused Events KTM RC8 Super Cup & Under 25 Cup**

**RACE 1 - LAP CHART**

Lap 6			Lap 7			Lap 8			Lap 9			Lap 10		
No	Behind	Laptime	No	Behind	Laptime	No	Behind	Laptime	No	Behind	Laptime	No	Behind	Laptime
1		1:39.188	1		1:39.005	1		1:39.506	1		1:39.835	1		1:39.597
81	4.805	1:39.350	81	5.336	1:39.536	88	5.965	1:39.592	88	6.047	1:39.917	88	5.615	1:39.165
88	5.265	1:39.316	88	5.879	1:39.619	8	6.494	1:39.845	8	6.444	1:39.785	8	6.500	1:39.653
8	6.001	1:39.386	8	6.155	1:39.159	81	6.694	1:40.864	81	6.514	1:39.655	81	6.600	1:39.683
33	6.817	1:40.049	33	6.785	1:38.973	33	7.062	1:39.783	33	6.988	1:39.761	33	7.095	1:39.704
23	6.929	1:39.866	23	7.661	1:39.737	23	8.985	1:40.830	23	9.301	1:40.151	23	10.444	1:40.740
4	10.297	1:40.362	4	11.786	1:40.494	4	12.869	1:40.589	4	13.925	1:40.891	4	15.690	1:41.362
77	17.710	1:41.405	77	20.253	1:41.548	77	22.049	1:41.302	77	23.889	1:41.675	77	25.707	1:41.415
43	19.243	1:41.658	43	21.917	1:41.679	43	24.650	1:42.239	43	26.827	1:42.012	43	29.655	1:42.425
21	25.673	1:42.709	21	28.841	1:42.173	21	32.730	1:43.395	13	34.983	1:41.739	13	36.799	1:41.413
16	25.902	1:42.598	16	29.063	1:42.166	16	32.974	1:43.417	21	35.721	1:42.826	21	38.768	1:42.644
13	27.090	1:42.233	13	29.674	1:41.589	13	33.079	1:42.911	74	36.547	1:42.630	74	39.112	1:42.162
19	27.669	1:43.175	74	30.789	1:41.839	74	33.752	1:42.469	16	38.361	1:45.222	16	43.176	1:44.412
74	27.955	1:42.918	19	31.780	1:43.116	19	36.461	1:44.187	19	40.875	1:44.249	19	44.542	1:43.264
18	34.382	1:43.611	18	38.735	1:43.358	18	42.647	1:43.418	18	45.891	1:43.079	18	49.442	1:43.148
71	34.966	1:43.008	71	39.593	1:43.632	71	43.983	1:43.896	71	48.038	1:43.890	71	51.953	1:43.512
14	35.725	1:43.609	14	40.745	1:44.025	14	44.862	1:43.623	14	48.893	1:43.866	14	53.109	1:43.813
69	44.531	1:44.997	69	51.190	1:45.664	69	56.843	1:45.159	69	1:01.004	1:43.996	69	1:05.869	1:44.462
28	1:09.708	1:48.465	28	1:18.834	1:48.131	28	1:27.745	1:48.417	28	1:36.768	1:48.858			

# MCRCB BULLETIN TK067

## 2009 Focused Events KTM RC8 Super Cup & Under 25 Cup

### RACE 1 - LAP CHART

Lap 11			Lap 12		
No	Behind	Laptime	No	Behind	Laptime
1		1:39.962	1		1:40.301
88	5.409	1:39.756	88	4.389	1:39.281
8	5.673	1:39.135	8	4.721	1:39.349
28	1 LAP	1:48.505	81	4.812	1:39.062
81	6.051	1:39.413	33	5.961	1:39.759
33	6.503	1:39.370	23	12.204	1:41.090
23	11.415	1:40.933	28	1 LAP	1:50.933
4	16.912	1:41.184	4	20.240	1:43.629
77	27.933	1:42.188	77	31.474	1:43.842
43	31.844	1:42.151	43	34.196	1:42.653
13	38.249	1:41.412	13	39.865	1:41.917
74	41.744	1:42.594	74	44.116	1:42.673
21	42.573	1:43.767	21	45.028	1:42.756
16	46.383	1:43.169	16	49.189	1:43.107
19	48.790	1:44.210	19	53.536	1:45.047
18	52.388	1:42.908	18	54.909	1:42.822
71	55.456	1:43.465	71	59.723	1:44.568
14	58.033	1:44.886	14	1:04.177	1:46.445
69	1:09.205	1:43.298	69	1:12.699	1:43.795

Weather / Track : Sunny / Dry

[www.tsl-timing.com](http://www.tsl-timing.com)

Page 3 of 3

Donington Park GP  
Circuit Length = 2.5000 miles  
Start: 16:42 End: 17:03

Printed - 17.04 Sunday, 24 May 2009

# MCRCB BULLETIN TK068

## 2009 Focused Events KTM RC8 Super Cup & Under 25 Cup

### RACE 1 - POSITION CHART

No	Name	Pos	Laps												
			1	2	3	4	5	6	7	8	9	10	11	12	
11	Kelvin REILLY	1	11	1	1	1	1	1	1	1	1	1	1	1	1
1	David WOOD	2	1	33	33	33	81	81	81	88	88	88	88	88	88
5	Christian IDDON	3	5	81	81	81	88	88	88	8	8	8	8	8	8
33	Francis WILLIAMSQ	4	33	88	88	88	8	8	8	81	81	81	81	81	81
88	James EDMEADES	5	88	8	8	8	33	33	33	33	33	33	33	33	33
8	Ed SMITH	6	8	23	23	23	23	23	23	23	23	23	23	23	23
81	Pauli PEKKANEN	7	81	4	4	4	4	4	4	4	4	4	4	4	4
23	Sam BISHOP	8	23	43	43	77	77	77	77	77	77	77	77	77	77
4	Dave HEAL	9	4	77	77	43	43	43	43	43	43	43	43	43	43
43	Ben TAYLOR	10	43	21	21	21	21	21	21	21	13	13	13	13	13
77	Jonathan RAILTON	11	77	13	16	16	16	16	16	16	21	21	74	74	74
13	Andy BATTYE	12	13	16	13	19	19	13	13	13	74	74	21	21	21
21	Adam FOSTER	13	21	74	19	13	13	19	74	74	16	16	16	16	16
16	Taryn SKINNER	14	16	19	74	74	74	74	19	19	19	19	19	19	19
74	Rikki OWEN	15	74	18	18	18	18	18	18	18	18	18	18	18	18
19	Peter GOLDEN	16	19	14	14	14	71	71	71	71	71	71	71	71	71
18	Jon PAINE	17	18	71	71	71	14	14	14	14	14	14	14	14	14
14	Nick HOB DEN	18	14	69	69	69	69	69	69	69	69	69	69	69	69
71	Ritchie THORNTON	19	71	28	28	28	28	28	28	28	28	28	28	28	28
69	Shaun GILBERT	20	69												
28	Ben BROADWAY	21	28												
10	Andrew MARRIOTT	22	10												

# MCRCB BULLETIN TK069

## 2009 Focused Events KTM RC8 Super Cup & Under 25 Cup

### RACE 1 - SECTOR ANALYSIS

<b>1</b>	<b>David WOOD</b>				<b>KTM UK</b>										
1-	110.9	39.348	144.3	39.166	108.3	1:42.338	7-	20.931	113.4	38.879	144.9	39.195	103.1	1:39.005	
2-	20.816	113.2	39.031	<i>145.9</i>	<i>38.824</i>	<i>109.6</i>	1:38.671	8-	21.032	107.5	39.216	144.3	39.258	106.1	1:39.506
3-	20.840	110.6	38.914	144.0	38.905	107.7	<b>1:38.659</b>	9-	21.151	112.0	39.333	144.3	39.351	107.4	1:39.835
4-	20.914	112.4	<i>38.860</i>	143.4	39.642	108.6	1:39.416	10-	21.061	113.2	39.375	144.0	39.161	106.5	1:39.597
5-	20.844	113.7	38.914	144.9	39.090	107.4	1:38.848	11-	21.015	113.7	39.324	144.9	39.623	106.5	1:39.962
6-	<i>20.777</i>	113.6	39.252	143.7	39.159	107.2	1:39.188	12-	21.127	<i>116.9</i>	39.168	144.6	40.006	88.2	1:40.301
<b>4</b>	<b>Dave HEAL</b>				<b>Littlewood Fencing / D Heal R'g</b>										
1-	101.1	40.443	<i>144.0</i>	40.080	106.5	1:45.138	7-	21.180	112.0	39.839	143.1	39.475	107.0	1:40.494	
2-	<i>21.059</i>	<i>117.3</i>	39.740	142.2	39.609	107.7	1:40.408	8-	21.168	112.2	<i>39.687</i>	142.8	39.740	106.3	1:40.589
3-	21.076	117.1	39.926	142.5	39.534	<i>107.9</i>	1:40.536	9-	21.421	107.4	40.030	141.6	39.440	106.7	1:40.891
4-	21.063	114.7	39.872	142.2	39.506	106.0	1:40.441	10-	21.518	110.6	39.918	141.0	39.926	104.8	1:41.362
5-	21.175	111.5	39.739	142.5	39.618	105.8	1:40.532	11-	21.627	108.4	39.864	141.6	39.693	102.8	1:41.184
6-	21.119	111.1	39.932	141.9	<i>39.311</i>	107.2	<b>1:40.362</b>	12-	21.917	108.6	40.007	140.7	41.705	92.9	1:43.629
<b>5</b>	<b>Christian IDDON</b>				<b>C KTM UK</b>										
1-	108.4	39.486	<i>144.9</i>	<i>39.217</i>	<i>106.7</i>	<b>1:42.676</b>									
<b>8</b>	<b>Ed SMITH</b>				<b>Redline KTM</b>										
1-	101.2	39.941	145.3	39.593	106.8	1:44.083	7-	20.888	116.5	39.118	143.4	39.153	107.2	1:39.159	
2-	21.113	111.8	39.061	146.5	39.771	106.3	1:39.945	8-	<i>20.875</i>	114.5	39.415	146.2	39.555	105.8	1:39.845
3-	21.002	112.6	39.438	145.9	39.614	106.8	1:40.054	9-	21.150	113.0	39.226	142.8	39.409	<i>107.7</i>	1:39.785
4-	20.974	112.2	39.142	145.6	39.603	106.5	1:39.719	10-	21.201	111.1	39.104	<i>146.8</i>	39.348	107.4	1:39.653
5-	21.007	114.3	39.384	143.7	39.543	107.0	1:39.934	11-	20.929	117.5	39.054	144.3	39.152	105.3	<b>1:39.135</b>
6-	20.952	<i>118.6</i>	39.327	142.8	<i>39.107</i>	106.7	1:39.386	12-	21.006	113.4	<i>38.999</i>	144.9	39.344	106.8	1:39.349
<b>10</b>	<b>Andrew MARRIOTT</b>				<b>AMR Racing</b>										
1-	<i>94.0</i>	<i>42.445</i>	<i>141.6</i>	ln		2:34.897 P									
<b>11</b>	<b>Kelvin REILLY</b>				<b>Inmoto Corse</b>										
1-	112.2	39.382	<i>140.4</i>	<i>38.841</i>	<i>103.4</i>	<b>1:41.899</b>									
<b>13</b>	<b>Andy BATTYE</b>				<b>Anthracite Racing</b>										
1-	101.2	41.290	<i>146.2</i>	41.203	104.8	1:47.765	7-	21.387	111.1	40.043	144.6	40.159	106.3	1:41.589	
2-	21.706	108.9	40.211	143.7	41.513	106.5	1:43.430	8-	21.524	106.5	40.365	141.9	41.022	106.7	1:42.911
3-	21.552	114.3	40.459	145.3	41.819	107.2	1:43.830	9-	21.600	<i>114.7</i>	40.108	143.4	40.031	106.3	1:41.739
4-	21.870	104.5	40.587	143.4	41.712	<i>108.5</i>	1:44.169	10-	<i>21.333</i>	110.7	40.015	142.2	40.065	104.3	1:41.413
5-	22.004	112.2	40.042	140.7	40.737	105.6	1:42.783	11-	21.469	113.4	40.126	142.5	<i>39.817</i>	104.9	<b>1:41.412</b>
6-	21.516	108.4	40.223	143.4	40.494	106.5	1:42.233	12-	21.534	108.2	<i>39.980</i>	142.2	40.403	102.0	1:41.917
<b>14</b>	<b>Nick HOBDEN</b>				<b>Littlewood Fencing / D Heal R'g</b>										
1-	97.3	42.310	<i>142.2</i>	41.333	104.9	1:50.287	7-	<i>21.863</i>	<i>109.1</i>	41.119	135.3	41.043	105.6	1:44.025	
2-	22.185	100.0	41.435	140.1	41.101	103.8	1:44.721	8-	21.928	104.5	41.098	138.4	<i>40.597</i>	102.0	1:43.623
3-	22.832	105.8	41.248	139.8	40.653	<i>106.1</i>	1:44.733	9-	21.989	105.2	41.036	138.9	40.841	105.6	1:43.866
4-	22.419	93.7	41.527	139.2	40.850	104.3	1:44.796	10-	21.898	107.9	41.226	137.0	40.689	104.4	1:43.813
5-	22.135	106.4	41.447	139.5	41.117	104.4	1:44.699	11-	21.991	106.9	41.811	136.1	41.084	102.9	1:44.886
6-	22.109	104.0	<i>40.724</i>	141.0	40.776	105.1	<b>1:43.609</b>	12-	22.239	101.5	42.264	131.3	41.942	99.1	1:46.445
<b>16</b>	<b>Taryn SKINNER</b>				<b>C CarCarc Racing</b>										
1-	102.6	41.330	<i>143.7</i>	41.420	104.3	1:48.398	7-	21.481	<i>112.2</i>	40.443	139.5	40.242	106.0	<b>1:42.166</b>	
2-	21.685	103.1	40.453	142.2	40.992	105.3	1:43.130	8-	21.568	110.4	40.886	140.7	40.963	<i>108.1</i>	1:43.417
3-	21.742	110.9	40.544	141.6	41.044	104.4	1:43.330	9-	<i>21.476</i>	107.0	<i>40.325</i>	141.9	43.421	59.8	1:45.222
4-	21.483	108.4	40.736	141.6	40.441	106.5	1:42.660	10-	21.841	108.4	41.484	139.8	<i>40.087</i>	103.4	1:44.412
5-	21.573	106.0	40.652	142.2	40.681	104.8	1:42.906	11-	21.592	109.8	40.865	140.7	40.712	104.3	1:43.169
6-	21.752	111.1	40.687	142.2	40.159	106.0	1:42.598	12-	21.648	106.4	40.737	140.4	40.722	102.1	1:43.107
<b>18</b>	<b>Jon PAINE</b>				<b>C Jon Paine Racing</b>										
1-	103.4	41.801	139.2	41.937	106.3	1:50.011	7-	<i>21.870</i>	108.2	41.067	140.7	40.421	107.2	1:43.358	
2-	22.304	104.5	41.493	141.3	41.133	102.3	1:44.930	8-	22.214	107.4	41.097	<i>142.2</i>	40.107	106.8	1:43.418
3-	22.749	105.0	41.238	141.6	40.714	105.6	1:44.701	9-	21.976	108.6	41.026	141.6	40.077	105.8	1:43.079
4-	22.448	100.5	41.316	139.8	40.479	106.1	1:44.243	10-	21.938	<i>110.2</i>	41.518	141.3	39.692	107.2	1:43.148

Donington Park GP  
Circuit Length = 2.5000 miles  
Start: 16:42 End: 17:03

Weather / Track : Sunny / Dry

# MCRCB BULLETIN TK069

## 2009 Focused Events KTM RC8 Super Cup & Under 25 Cup

### RACE 1 - SECTOR ANALYSIS

5-	22.094	104.9	41.506	140.7	40.406	104.6	1:44.006	11-	22.008	108.4	<i>40.833</i>	141.9	40.067	102.6	1:42.908
6-	22.220	105.8	41.303	140.7	40.088	105.5	1:43.611	12-	22.110	104.9	41.044	141.9	<i>39.668</i>	<i>107.9</i>	<b>1:42.822</b>
<b>19</b>	<b>Peter GOLDEN</b>		<b>PGRacing</b>												
1-	97.0	41.602	138.7	41.384	104.6	1:49.429	7-	21.784	109.1	40.631	136.7	40.701	104.4	1:43.116	
2-	21.652	103.7	<i>39.829</i>	140.1	41.550	104.9	1:43.031	8-	21.815	103.1	41.263	136.4	41.109	103.1	1:44.187
3-	21.796	107.4	39.896	<i>144.3</i>	41.300	104.6	1:42.992	9-	22.204	100.2	40.909	138.9	41.136	103.3	1:44.249
4-	21.809	103.7	40.380	142.8	41.160	<i>106.5</i>	1:43.349	10-	21.830	105.5	40.798	140.1	<i>40.636</i>	101.2	1:43.264
5-	21.696	<i>109.3</i>	40.075	141.9	41.042	103.9	<b>1:42.813</b>	11-	22.097	101.8	40.867	139.5	41.246	100.7	1:44.210
6-	<i>21.647</i>	108.2	40.313	141.0	41.215	104.4	1:43.175	12-	22.522	96.6	41.604	138.7	40.921	102.8	1:45.047
<b>21</b>	<b>Adam FOSTER</b>		<b>C Fozzy Racing</b>												
1-	110.0	40.804	137.8	41.428	<i>102.1</i>	1:48.020	7-	21.880	113.2	40.347	<i>138.7</i>	<i>39.946</i>	100.8	<b>1:42.173</b>	
2-	21.627	112.4	40.337	137.8	40.816	101.6	1:42.780	8-	21.907	<i>113.9</i>	40.648	136.4	40.840	101.3	1:43.395
3-	21.624	108.8	40.645	135.3	40.715	100.8	1:42.984	9-	<i>21.562</i>	108.8	40.331	137.2	40.933	101.0	1:42.826
4-	21.857	105.4	40.983	137.5	40.584	<i>102.1</i>	1:43.424	10-	21.863	107.0	<i>40.090</i>	138.4	40.691	101.0	1:42.644
5-	21.703	106.2	40.578	136.4	40.595	101.5	1:42.876	11-	21.958	104.4	40.966	136.4	40.843	101.5	1:43.767
6-	21.842	110.0	40.677	137.5	40.190	101.2	1:42.709	12-	21.786	109.8	40.523	137.2	40.447	99.3	1:42.756
<b>23</b>	<b>Sam BISHOP</b>		<b>C Kester Cunningham John/Sam Bishop</b>												
1-	99.1	40.266	<i>148.7</i>	39.561	107.6	1:44.670	7-	21.119	113.0	39.384	145.9	39.234	103.9	1:39.737	
2-	21.017	112.8	<i>39.150</i>	145.9	39.462	109.8	<b>1:39.629</b>	8-	21.345	109.8	40.132	144.3	39.353	110.5	1:40.830
3-	21.161	<i>113.7</i>	39.298	143.1	39.766	<i>110.7</i>	1:40.225	9-	21.300	108.9	39.797	145.9	<i>39.054</i>	108.3	1:40.151
4-	21.094	112.4	39.333	144.6	39.498	109.6	1:39.925	10-	21.465	106.2	40.086	145.3	39.189	109.9	1:40.740
5-	21.109	111.3	39.338	146.2	39.287	108.8	1:39.734	11-	21.355	108.1	40.145	142.2	39.433	109.6	1:40.933
6-	<i>21.012</i>	111.7	39.407	145.9	39.447	109.6	1:39.866	12-	21.634	106.9	39.876	143.1	39.580	107.9	1:41.090
<b>28</b>	<b>Ben BROADWAY</b>		<b>C Ben Broadway Racing</b>												
1-	100.6	43.123	137.0	47.900	102.4	1:58.381	7-	22.854	100.5	<i>42.420</i>	134.8	<i>42.857</i>	102.9	<b>1:48.131</b>	
2-	22.659	103.4	43.090	133.2	45.598	102.1	1:51.347	8-	22.599	104.7	42.643	137.0	43.175	98.7	1:48.417
3-	22.982	102.0	42.774	136.4	43.923	102.1	1:49.679	9-	22.746	106.4	42.703	134.5	43.409	100.2	1:48.858
4-	22.755	103.2	43.121	132.6	44.147	<i>103.6</i>	1:50.023	10-	22.668	<i>109.5</i>	42.721	<i>139.5</i>	43.116	93.9	1:48.505
5-	22.939	102.3	42.684	137.2	43.310	102.6	1:48.933	11-	22.908	104.0	44.985	138.1	43.040	102.0	1:50.933
6-	<i>22.534</i>	102.6	42.625	137.2	43.306	102.3	1:48.465								
<b>33</b>	<b>Francis WILLIAMSON</b>		<b>SJ Racing / Bracken Motorcycles</b>												
1-	105.5	39.709	145.3	39.448	106.5	1:43.373	7-	20.884	112.4	<i>38.995</i>	147.2	39.094	109.6	<b>1:38.973</b>	
2-	20.862	114.3	39.136	146.2	40.103	108.8	1:40.101	8-	20.765	114.7	39.197	<i>147.5</i>	39.821	109.8	1:39.783
3-	21.032	113.0	39.365	145.3	<i>39.093</i>	108.3	1:39.490	9-	20.978	111.3	39.457	145.9	39.326	110.3	1:39.761
4-	21.232	109.8	39.656	144.6	39.359	105.6	1:40.247	10-	20.988	112.8	39.386	146.5	39.330	107.4	1:39.704
5-	21.266	108.8	39.951	146.2	39.460	<i>110.5</i>	1:40.677	11-	21.032	114.9	39.025	147.2	39.313	108.6	1:39.370
6-	<i>20.693</i>	<i>115.1</i>	39.614	146.8	39.742	109.6	1:40.049	12-	20.931	112.4	39.256	147.2	39.572	108.5	1:39.759
<b>43</b>	<b>Ben TAYLOR</b>		<b>M &amp; B Motorsport</b>												
1-	99.7	40.652	<i>145.9</i>	40.420	109.0	1:46.014	7-	<i>21.240</i>	112.2	40.190	141.9	40.249	106.8	1:41.679	
2-	21.253	112.6	<i>39.895</i>	144.0	40.501	109.6	<b>1:41.649</b>	8-	21.465	112.2	40.328	139.2	40.446	106.7	1:42.239
3-	21.327	109.5	40.447	143.4	40.275	104.6	1:42.049	9-	21.445	<i>113.6</i>	40.198	142.8	40.369	107.4	1:42.012
4-	21.602	106.4	40.603	140.4	40.622	105.5	1:42.827	10-	21.492	108.6	40.381	139.5	40.552	106.5	1:42.425
5-	21.664	109.7	40.176	141.0	40.326	<i>109.9</i>	1:42.166	11-	21.600	110.4	40.272	141.0	40.279	108.8	1:42.151
6-	21.295	112.4	40.250	144.0	<i>40.113</i>	108.3	1:41.658	12-	21.552	107.5	40.444	138.9	40.657	107.7	1:42.653
<b>69</b>	<b>Shaun GILBERT</b>		<b>Art Of Racing / Boast Plumbing</b>												
1-	93.2	42.230	<i>140.7</i>	46.251	103.3	1:55.002	7-	22.342	103.2	41.930	138.9	41.392	<i>104.4</i>	1:45.664	
2-	22.564	105.5	41.524	138.9	42.388	102.1	1:46.476	8-	22.177	106.7	42.197	138.9	40.785	104.1	1:45.159
3-	22.474	104.5	42.241	139.8	41.541	102.8	1:46.256	9-	22.343	107.0	40.870	139.2	40.783	<i>104.4</i>	1:43.996
4-	22.216	105.2	41.145	<i>140.7</i>	41.312	<i>104.4</i>	1:44.673	10-	22.334	107.7	41.534	138.9	40.594	103.1	1:44.462
5-	22.179	<i>108.1</i>	41.464	140.4	40.604	104.1	1:44.247	11-	22.181	105.0	<i>40.729</i>	139.8	<i>40.388</i>	104.3	<b>1:43.298</b>
6-	22.417	103.1	41.455	136.1	41.125	104.3	1:44.997	12-	<i>22.108</i>	105.0	40.754	138.9	40.933	90.6	1:43.795
<b>71</b>	<b>Ritchie THORNTON</b>		<b>TA Creative Ltd / P&amp;H Motorcycles</b>												
1-	90.7	42.807	138.1	41.434	104.9	1:51.216	7-	22.049	106.9	41.121	137.5	40.462	107.9	1:43.632	
2-	22.276	104.9	41.136	138.7	41.347	106.3	1:44.759	8-	22.016	108.8	40.811	139.5	41.069	107.7	1:43.896
3-	22.313	104.7	41.419	139.5	40.935	107.2	1:44.667	9-	22.022	108.2	41.023	137.8	40.845	107.4	1:43.890
4-	22.389	105.5	41.082	<i>140.7</i>	40.880	107.2	1:44.351	10-	22.175	106.2	40.752	138.1	40.585	106.7	1:43.512

Donington Park GP  
Circuit Length = 2.5000 miles  
Start: 16:42 End: 17:03

Weather / Track : Sunny / Dry

# MCRCB BULLETIN TK069

## 2009 Focused Events KTM RC8 Super Cup & Under 25 Cup

### RACE 1 - SECTOR ANALYSIS

5-	22.076	107.5	41.223	139.5	40.786	102.6	1:44.085	11-	<i>21.961</i>	<i>108.9</i>	40.924	137.2	40.580	106.0	1:43.465
6-	22.033	107.9	<i>40.656</i>	<i>140.1</i>	<i>40.319</i>	<i>108.3</i>	<b>1:43.008</b>	12-	22.351	100.2	41.226	134.8	40.991	105.6	1:44.568
<b>74</b>	<b>Rikki OWEN</b>		<b>RO Racing</b>												
1-		106.9	40.973	140.1	41.684	107.2	1:48.687	7-	21.621	109.3	40.098	<i>144.9</i>	<i>40.120</i>	104.8	<b>1:41.839</b>
2-	21.432	109.1	40.515	141.3	41.385	107.7	1:43.332	8-	21.549	115.3	<i>39.927</i>	143.4	40.993	107.4	1:42.469
3-	21.365	108.8	40.400	140.4	41.986	107.7	1:43.751	9-	<i>21.269</i>	110.6	40.050	140.7	41.311	103.8	1:42.630
4-	21.646	108.6	40.424	142.8	41.557	105.5	1:43.627	10-	21.270	114.3	40.174	138.4	40.718	105.6	1:42.162
5-	21.367	<i>116.7</i>	40.129	142.2	41.264	<i>107.9</i>	1:42.760	11-	21.646	110.6	40.556	139.5	40.392	105.1	1:42.594
6-	21.479	113.4	40.392	142.2	41.047	106.8	1:42.918	12-	21.570	112.6	40.407	141.6	40.696	103.4	1:42.673
<b>77</b>	<b>Jonathan RAILTON</b>		<b>C Ducks X Racing</b>												
1-		99.7	41.034	141.0	40.232	108.3	1:46.445	7-	21.524	100.2	40.276	141.3	39.748	109.0	1:41.548
2-	21.536	101.8	40.331	<i>143.4</i>	40.338	107.4	1:42.205	8-	<i>21.300</i>	<i>106.2</i>	40.280	141.6	39.722	107.0	<b>1:41.302</b>
3-	21.381	104.9	<i>39.848</i>	141.6	40.178	108.8	1:41.407	9-	21.586	100.6	40.295	141.9	39.794	106.7	1:41.675
4-	21.465	103.7	40.155	142.2	40.117	107.0	1:41.737	10-	21.515	102.1	40.296	140.1	<i>39.604</i>	<i>109.4</i>	1:41.415
5-	21.537	101.5	40.087	141.6	40.007	108.1	1:41.631	11-	21.446	101.4	40.836	141.3	39.906	106.0	1:42.188
6-	21.371	102.1	40.273	141.9	39.761	106.3	1:41.405	12-	21.606	101.5	40.990	140.1	41.246	98.4	1:43.842
<b>81</b>	<b>Pauli PEKKANEN</b>		<b>Inmoto Corse</b>												
1-		101.4	39.998	147.2	39.848	109.9	1:44.129	7-	21.084	111.1	39.614	144.0	38.838	109.8	1:39.536
2-	21.008	113.6	<i>38.969</i>	148.1	39.399	110.1	1:39.376	8-	21.088	110.9	39.898	147.2	39.878	109.4	1:40.864
3-	21.200	107.7	39.283	147.2	39.178	109.2	1:39.661	9-	21.213	113.2	39.190	147.8	39.252	110.7	1:39.655
4-	21.137	112.2	39.616	146.8	39.362	108.3	1:40.115	10-	<i>20.993</i>	113.9	39.168	147.5	39.522	110.1	1:39.683
5-	21.061	110.6	39.421	145.3	38.812	109.8	1:39.294	11-	21.041	<i>116.5</i>	39.120	<i>148.5</i>	39.252	110.7	1:39.413
6-	21.038	110.4	39.426	144.9	38.886	109.2	1:39.350	12-	21.147	111.8	39.123	147.8	<i>38.792</i>	<i>111.1</i>	<b>1:39.062</b>
<b>88</b>	<b>James EDMEADES</b>		<b>Redline Motorcycles / VCG</b>												
1-		106.2	39.786	144.0	39.629	106.7	1:43.787	7-	20.838	115.1	39.445	141.3	39.336	108.5	1:39.619
2-	20.838	<i>117.3</i>	39.086	144.9	40.105	107.6	1:40.029	8-	20.892	115.5	39.288	141.9	39.412	107.0	1:39.592
3-	20.984	108.9	39.529	144.0	39.289	107.2	1:39.802	9-	21.074	108.9	39.469	141.9	39.374	108.5	1:39.917
4-	20.893	114.3	39.562	144.3	39.672	107.0	1:40.127	10-	20.963	114.3	<i>39.075</i>	142.2	<i>39.127</i>	107.7	<b>1:39.165</b>
5-	20.847	115.1	39.318	<i>145.3</i>	39.159	107.7	1:39.324	11-	21.050	115.3	39.253	141.9	39.453	105.8	1:39.756
6-	<i>20.803</i>	115.9	39.291	143.4	39.222	<i>109.0</i>	1:39.316	12-	21.043	114.7	39.087	142.2	39.151	106.8	1:39.281

Donington Park GP  
Circuit Length = 2.5000 miles  
Start: 16:42 End: 17:03

Weather / Track : Sunny / Dry

# MCRCB BULLETIN TK070

## 2009 Focused Events KTM RC8 Super Cup & Under 25 Cup

### RACE 1 - SPEED TRAPS

SECTOR 1				SECTOR 2			FINISH LINE		
POS	NO	NAME	MPH	NO	NAME	MPH	NO	NAME	MPH
1	8	Ed SMITH	118.6	81	Pauli PEKKANEN	148.5	81	Pauli PEKKANEN	111.1
2	4	Dave HEAL	117.3	23	Sam BISHOP	148.1	23	Sam BISHOP	110.7
3	88	James EDMEADES	117.3	33	Francis WILLIAMSON	147.5	33	Francis WILLIAMSON	110.5
4	1	David WOOD	116.9	8	Ed SMITH	146.8	43	Ben TAYLOR	109.9
5	74	Rikki OWEN	116.7	13	Andy BATTYE	146.2	1	David WOOD	109.6
6	81	Pauli PEKKANEN	116.5	1	David WOOD	145.9	77	Jonathan RAILTON	109.4
7	33	Francis WILLIAMSON	115.1	43	Ben TAYLOR	145.9	88	James EDMEADES	109.0
8	13	Andy BATTYE	114.7	88	James EDMEADES	145.3	13	Andy BATTYE	108.5
9	11	Kelvin REILLY	113.9	5	Christian IDDON	144.9	71	Ritchie THORNTON	108.3
10	21	Adam FOSTER	113.9	74	Rikki OWEN	144.9	16	Taryn SKINNER	108.1
11	23	Sam BISHOP	113.7	19	Peter GOLDEN	144.3	4	Dave HEAL	107.9
12	43	Ben TAYLOR	113.6	4	Dave HEAL	144.0	18	Jon PAINE	107.9
13	16	Taryn SKINNER	112.2	16	Taryn SKINNER	143.7	74	Rikki OWEN	107.9
14	5	Christian IDDON	111.7	77	Jonathan RAILTON	143.4	8	Ed SMITH	107.7
15	18	Jon PAINE	110.2	14	Nick HOBDEN	142.2	5	Christian IDDON	106.7
16	28	Ben BROADWAY	109.5	18	Jon PAINE	142.2	19	Peter GOLDEN	106.5
17	19	Peter GOLDEN	109.3	10	Andrew MARRIOTT	141.6	14	Nick HOBDEN	106.1
18	14	Nick HOBDEN	109.1	69	Shaun GILBERT	140.7	69	Shaun GILBERT	104.4
19	71	Ritchie THORNTON	108.9	11	Kelvin REILLY	140.4	28	Ben BROADWAY	103.6
20	69	Shaun GILBERT	108.1	71	Ritchie THORNTON	140.1	11	Kelvin REILLY	103.4
21	77	Jonathan RAILTON	106.2	28	Ben BROADWAY	139.5	21	Adam FOSTER	102.1
22	10	Andrew MARRIOTT	94.0	21	Adam FOSTER	138.7			

Weather / Track : Sunny / Dry

www.tsl-timing.com

Donington Park GP  
Circuit Length = 2.5000 miles  
Start: 16:42 End: 17:03

Printed - 17.05 Sunday, 24 May 2009

# MCRCB BULLETIN TK071

## 2009 Focused Events KTM RC8 Super Cup & Under 25 Cup

### RACE 1 - BEST SECTOR TIMES

SECTOR 1			SECTOR 2			SECTOR 3			IDEAL / BEST COMPARISON						
POS	NO	NAME	TIME	NO	NAME	TIME	NO	NAME	TIME	POS	NO	NAME	IDEAL	BEST	DIFF
1	33	WILLIAMSON	20.693	1	WOOD	38.860	81	PEKKANEN	38.792	1	1	WOOD	1:38.461	1:38.659	0.198
2	1	WOOD	20.777	81	PEKKANEN	38.969	1	WOOD	38.824	2	81	PEKKANEN	1:38.754	1:39.062	0.308
3	88	EDMEADES	20.803	33	WILLIAMSON	38.995	11	REILLY	38.841	3	11	REILLY	1:38.760	1:41.899	3.139
4	8	SMITH	20.875	8	SMITH	38.999	23	BISHOP	39.054	4	33	WILLIAMSON	1:38.781	1:38.973	0.192
5	11	REILLY	20.896	11	REILLY	39.023	33	WILLIAMSON	39.093	5	8	SMITH	1:38.981	1:39.135	0.154
6	5	IDDON	20.990	88	EDMEADES	39.075	8	SMITH	39.107	6	88	EDMEADES	1:39.005	1:39.165	0.160
7	81	PEKKANEN	20.993	23	BISHOP	39.150	88	EDMEADES	39.127	7	23	BISHOP	1:39.216	1:39.629	0.413
8	23	BISHOP	21.012	5	IDDON	39.154	5	IDDON	39.217	8	5	IDDON	1:39.361	1:42.676	3.315
9	4	HEAL	21.059	4	HEAL	39.681	4	HEAL	39.311	9	4	HEAL	1:40.051	1:40.362	0.311
10	43	TAYLOR	21.240	19	GOLDEN	39.829	77	RAILTON	39.604	10	77	RAILTON	1:40.752	1:41.302	0.550
11	74	OWEN	21.269	77	RAILTON	39.848	18	PAINE	39.668	11	13	BATTYE	1:41.130	1:41.412	0.282
12	77	RAILTON	21.300	43	TAYLOR	39.895	13	BATTYE	39.817	12	43	TAYLOR	1:41.248	1:41.649	0.401
13	13	BATTYE	21.333	74	OWEN	39.927	21	FOSTER	39.946	13	74	OWEN	1:41.316	1:41.839	0.523
14	16	SKINNER	21.476	13	BATTYE	39.980	16	SKINNER	40.087	14	21	FOSTER	1:41.598	1:42.173	0.575
15	21	FOSTER	21.562	21	FOSTER	40.090	43	TAYLOR	40.113	15	16	SKINNER	1:41.888	1:42.166	0.278
16	19	GOLDEN	21.647	16	SKINNER	40.325	74	OWEN	40.120	16	19	GOLDEN	1:42.112	1:42.813	0.701
17	14	HOBDEN	21.863	71	THORNTON	40.656	71	THORNTON	40.319	17	18	PAINE	1:42.371	1:42.822	0.451
18	18	PAINE	21.870	14	HOBDEN	40.724	69	GILBERT	40.388	18	71	THORNTON	1:42.936	1:43.008	0.072
19	71	THORNTON	21.961	69	GILBERT	40.729	14	HOBDEN	40.597	19	14	HOBDEN	1:43.184	1:43.609	0.425
20	69	GILBERT	22.108	18	PAINE	40.833	19	GOLDEN	40.636	20	69	GILBERT	1:43.225	1:43.298	0.073
21	28	BROADWAY	22.534	28	BROADWAY	42.420	28	BROADWAY	42.857	21	28	BROADWAY	1:47.811	1:48.131	0.320
22	10	MARRIOTT	57.916	10	MARRIOTT	42.445	10	MARRIOTT		22	10	MARRIOTT			
										Perfect Lap		1:38.345			

Donington Park GP  
 Circuit Length = 2.5000 miles  
 Start: 16:42 End: 17:03

Weather / Track : Sunny / Dry

www.tsl-timing.com

Printed - 17.06 Sunday, 24 May 2009






# MCRCB BULLETIN TK081

## 2009 Focused Events KTM RC8 Super Cup & Under 25 Cup

### RACE 4 - FINAL GRID

ROW 6	1:46.994 28 Ben BROADWAY	1:43.730 14 Nick HOBDEN	1:43.641 71 Ritchie THORNTON	
ROW 5	1:43.533 74 Rikki OWEN	1:42.849 16 Taryn SKINNER	1:42.819 69 Shaun GILBERT	1:42.392 19 Peter GOLDEN
ROW 4	1:42.291 0 Adam CHILD	1:42.199 18 Jon PAINE	1:42.177 10 Andrew MARRIOTT	1:42.089 13 Andy BATTYE
ROW 3	1:41.952 43 Ben TAYLOR	1:41.203 21 Adam FOSTER	1:40.756 23 Sam BISHOP	1:40.752 77 Jonathan RAILTON
ROW 2	1:40.298 4 Dave HEAL	1:39.875 88 James EDMEADES	1:39.641 81 Pauli PEKKANEN	1:39.489 33 Francis WILLIAMSON
ROW 1	1:38.998 5 Christian IDDON	1:38.927 8 Ed SMITH	1:38.164 11 Kelvin REILLY	1:38.139 1 David WOOD
<b>Pole</b>				
				

Donington Park GP  
Circuit Length = 2.5000 miles

Race Director :

Stewards :

Timekeeper :

# MCRCB BULLETIN TK124

## 2009 Focused Events KTM RC8 Super Cup & Under 25 Cup RACE 4 - CLASSIFICATION

POS	NO	CL	NAME	ENTRY	LAPS	TIME	GAP	DIFF	MPH	BEST	ON
1	11		<b>Kelvin REILLY</b>	KTM - Inmoto Corse	8	13:14.784			90.59	1:38.516	7
2	1		<b>David WOOD</b>	KTM - KTM UK	8	13:15.077	<b>0.293</b>	0.293	90.55	1:38.207	8
3	5	C	<b>Christian IDDON</b>	KTM - KTM UK	8	13:15.294	<b>0.510</b>	0.217	90.53	1:38.605	7
4	81		<b>Pauli PEKKANEN</b>	KTM - Inmoto Corse	8	13:16.659	<b>1.875</b>	1.365	90.37	1:38.487	3
5	33		<b>Francis WILLIAMSON</b>	KTM - SJ Racing / Bracken Motorcycles	8	13:19.737	<b>4.953</b>	3.078	90.03	1:38.634	6
6	4		<b>Dave HEAL</b>	KTM - Littlewood Fencing / D Heal R'g	8	13:21.789	<b>7.005</b>	2.052	89.80	1:39.139	5
7	23	C	<b>Sam BISHOP</b>	KTM - Kester Cunningham John/Sam Bishc	8	13:29.953	<b>15.169</b>	8.164	88.89	1:39.940	2
8	77	C	<b>Jonathan RAILTON</b>	KTM - Ducks X Racing	8	13:30.812	<b>16.028</b>	0.859	88.80	1:39.921	5
9	43		<b>Ben TAYLOR</b>	KTM - M & B Motorsport	8	13:33.537	<b>18.753</b>	2.725	88.50	1:40.598	4
10	74		<b>Rikki OWEN</b>	KTM - RO Racing	8	13:34.694	<b>19.910</b>	1.157	88.37	1:40.605	7
11	13		<b>Andy BATTYE</b>	KTM - Anthracite Racing	8	13:38.863	<b>24.079</b>	4.169	87.92	1:40.950	4
12	69		<b>Shaun GILBERT</b>	KTM - Art Of Racing / Boast Plumbing	8	13:41.211	<b>26.427</b>	2.348	87.67	1:41.427	8
13	19		<b>Peter GOLDEN</b>	KTM - PGRacing	8	13:46.537	<b>31.753</b>	5.326	87.11	1:41.669	4
14	18	C	<b>Jon PAINE</b>	KTM - Jon Paine Racing	8	13:50.475	<b>35.691</b>	3.938	86.69	1:42.134	6
15	71		<b>Ritchie THORNTON</b>	KTM - TA Creative Ltd / P&H Motorcycles	8	13:50.826	<b>36.042</b>	0.351	86.66	1:42.533	5
16	14		<b>Nick HOBDEN</b>	KTM - Littlewood Fencing / D Heal R'g	8	13:51.113	<b>36.329</b>	0.287	86.63	1:42.231	8
17	10		<b>Andrew MARRIOTT</b>	KTM - AMR Racing	8	13:52.797	<b>38.013</b>	1.684	86.45	1:41.677	8
18	0		<b>Adam CHILD</b>	KTM - KTM UK / MCN	8	13:53.636	<b>38.852</b>	0.839	86.36	1:42.137	8
19	28	C	<b>Ben BROADWAY</b>	KTM - Ben Broadway Racing	8	14:23.276	<b>1:08.492</b>	29.640	83.40	1:46.318	5

### NOT CLASSIFIED

DNF	88		<b>James EDMEADES</b>	KTM - Redline Motorcycles / VCG	8	13:20.033			89.99	1:38.597	6
DNF	8		<b>Ed SMITH</b>	KTM - Redline KTM	8	13:20.171			89.98	1:38.972	6
DNF	16	C	<b>Taryn SKINNER</b>	KTM - CarCarc Racing	0						
DNF	21	C	<b>Adam FOSTER</b>	KTM - Fozzy Racing	0						

### FASTEST LAP

1			<b>David WOOD</b>	KTM - KTM UK	8	1:38.207			91.64 mph	147.48 kph
5	C		<b>Christian IDDON</b>	KTM - KTM UK	7	1:38.605			91.27 mph	146.89 kph

Weather / Track : Cloudy / Dry

These results are provisional until the conclusion of any judicial and technical matters.

Donington Park GP  
Circuit Length = 2.5000 miles  
Start: 12:06 End: 12:23

Race Director :

Stewards :

Timekeeper :

**MCRCB BULLETIN TK125****2009 Focused Events KTM RC8 Super Cup & Under 25 Cup****RACE 4 - LAP CHART**

Lap 1			Lap 2			Lap 3			Lap 4			Lap 5		
No	Behind	Laptime	No	Behind	Laptime	No	Behind	Laptime	No	Behind	Laptime	No	Behind	Laptime
1		1:42.101	1		1:39.358	1		1:39.272	1		1:39.018	11		1:38.828
5	0.205	1:42.306	11	0.280	1:39.284	11	0.093	1:39.085	11	0.102	1:39.027	1	0.441	1:39.371
11	0.354	1:42.455	5	0.668	1:39.821	5	0.258	1:38.862	5	0.435	1:39.195	5	0.557	1:39.052
4	0.920	1:43.021	81	2.477	1:39.243	81	1.692	1:38.487	81	1.561	1:38.887	81	1.480	1:38.849
33	2.216	1:44.317	33	2.706	1:39.848	33	2.458	1:39.024	33	2.760	1:39.320	88	3.465	1:39.239
81	2.592	1:44.693	8	3.281	1:39.860	88	3.194	1:39.011	88	3.156	1:38.980	33	3.721	1:39.891
8	2.779	1:44.880	88	3.455	1:39.892	8	3.612	1:39.603	8	3.727	1:39.133	8	4.161	1:39.364
88	2.921	1:45.022	4	3.486	1:41.924	4	4.264	1:40.050	4	4.854	1:39.608	4	5.063	1:39.139
23	3.262	1:45.363	23	3.844	1:39.940	23	5.973	1:41.401	23	8.154	1:41.199	23	9.376	1:40.152
77	3.974	1:46.075	77	6.211	1:41.595	77	7.553	1:40.614	77	8.764	1:40.229	77	9.755	1:39.921
43	4.277	1:46.378	43	6.860	1:41.941	43	8.282	1:40.694	43	9.862	1:40.598	43	11.933	1:41.001
13	4.708	1:46.809	13	7.437	1:42.087	74	8.860	1:40.617	74	10.577	1:40.735	74	12.531	1:40.884
74	5.077	1:47.178	74	7.515	1:41.796	13	9.629	1:41.464	13	11.561	1:40.950	13	14.441	1:41.810
69	6.324	1:48.425	69	9.627	1:42.661	69	12.147	1:41.792	69	14.790	1:41.661	69	17.934	1:42.074
71	6.665	1:48.766	71	10.862	1:43.555	19	15.506	1:42.399	19	18.157	1:41.669	19	21.423	1:42.196
18	6.976	1:49.077	19	12.379	1:44.169	71	15.932	1:44.342	71	20.071	1:43.157	71	23.674	1:42.533
14	7.130	1:49.231	14	12.564	1:44.792	14	16.435	1:43.143	14	20.676	1:43.259	14	24.306	1:42.560
19	7.568	1:49.669	18	13.067	1:45.449	18	17.016	1:43.221	18	20.937	1:42.939	18	24.537	1:42.530
0	7.751	1:49.852	10	13.609	1:44.530	10	17.594	1:43.257	10	21.958	1:43.382	10	26.651	1:43.623
10	8.437	1:50.538	0	14.148	1:45.755	0	18.832	1:43.956	0	23.120	1:43.306	0	26.913	1:42.723
28	11.198	1:53.299	28	18.660	1:46.820	28	26.054	1:46.666	28	34.206	1:47.170	28	41.594	1:46.318

**MCRCB BULLETIN TK125****2009 Focused Events KTM RC8 Super Cup & Under 25 Cup****RACE 4 - LAP CHART**

Lap 6			Lap 7			Lap 8		
No	Behind	Laptime	No	Behind	Laptime	No	Behind	Laptime
11		1:38.984	11		1:38.516	11		1:38.605
5	0.228	1:38.655	5	0.317	1:38.605	1	0.293	1:38.207
1	0.647	1:39.190	1	0.691	1:38.560	5	0.510	1:38.798
81	1.091	1:38.595	81	1.456	1:38.881	81	1.875	1:39.024
88	3.078	1:38.597	33	3.748	1:38.893	33	4.953	1:39.810
33	3.371	1:38.634	88	3.853	1:39.291	88	5.249	1:40.001
8	4.149	1:38.972	8	4.939	1:39.306	8	5.387	1:39.053
4	5.425	1:39.346	4	6.298	1:39.389	4	7.005	1:39.312
23	11.580	1:41.188	23	13.598	1:40.534	23	15.169	1:40.176
77	11.727	1:40.956	77	14.190	1:40.979	77	16.028	1:40.443
43	13.871	1:40.922	43	16.393	1:41.038	43	18.753	1:40.965
74	14.856	1:41.309	74	16.945	1:40.605	74	19.910	1:41.570
13	17.485	1:42.028	13	20.988	1:42.019	13	24.079	1:41.696
69	20.656	1:41.706	69	23.605	1:41.465	69	26.427	1:41.427
19	24.321	1:41.882	19	28.114	1:42.309	19	31.753	1:42.244
71	27.358	1:42.668	18	31.602	1:42.431	18	35.691	1:42.694
18	27.687	1:42.134	71	32.038	1:43.196	71	36.042	1:42.609
14	28.516	1:43.194	14	32.703	1:42.703	14	36.329	1:42.231
10	30.808	1:43.141	10	34.941	1:42.649	10	38.013	1:41.677
0	31.411	1:43.482	0	35.320	1:42.425	0	38.852	1:42.137
28	49.833	1:47.223	28	58.485	1:47.168	28	1:08.492	1:48.612

# MCRCB BULLETIN TK126

## 2009 Focused Events KTM RC8 Super Cup & Under 25 Cup RACE 4 - POSITION CHART

No	Name	Laps Pos	Laps							
			1	2	3	4	5	6	7	8
1	David WOOD	1	1	1	1	1	11	11	11	11
5	Christian IDDON	2	5	11	11	11	1	5	5	1
11	Kelvin REILLY	3	11	5	5	5	5	1	1	5
4	Dave HEAL	4	4	81	81	81	81	81	81	81
33	Francis WILLIAMSON	5	33	33	33	33	88	88	33	33
81	Pauli PEKKANEN	6	81	8	88	88	33	33	88	88
8	Ed SMITH	7	8	88	8	8	8	8	8	8
88	James EDMEADES	8	88	4	4	4	4	4	4	4
23	Sam BISHOP	9	23	23	23	23	23	23	23	23
77	Jonathan RAILTON	10	77	77	77	77	77	77	77	77
43	Ben TAYLOR	11	43	43	43	43	43	43	43	43
13	Andy BATTYE	12	13	13	74	74	74	74	74	74
74	Rikki OWEN	13	74	74	13	13	13	13	13	13
69	Shaun GILBERT	14	69	69	69	69	69	69	69	69
71	Ritchie THORNTON	15	71	71	19	19	19	19	19	19
18	Jon PAINE	16	18	19	71	71	71	71	18	18
14	Nick HOBDEN	17	14	14	14	14	14	18	71	71
19	Peter GOLDEN	18	19	18	18	18	18	14	14	14
0	Adam CHILD	19	0	10	10	10	10	10	10	10
10	Andrew MARRIOTT	20	10	0	0	0	0	0	0	0
28	Ben BROADWAY	21	28	28	28	28	28	28	28	28

Weather / Track : Cloudy / Dry

# MRCRB BULLETIN TK127

## 2009 Focused Events KTM RC8 Super Cup & Under 25 Cup

### RACE 4 - SECTOR ANALYSIS

<b>0</b>	<b>Adam CHILD</b>				<b>KTM UK / MCN</b>										
1-	97.7	41.442	<i>143.7</i>	41.545	<i>107.7</i>	1:49.852	5-	21.826	108.4	40.813	141.3	40.084	107.0	1:42.723	
2-	22.556	103.1	40.841	139.2	42.358	107.2	1:45.755	6-	21.834	104.0	40.660	138.7	40.988	100.7	1:43.482
3-	22.046	104.4	41.045	142.2	40.865	107.4	1:43.956	7-	21.908	<i>108.8</i>	40.457	139.5	<i>40.060</i>	106.5	1:42.425
4-	<i>21.671</i>	106.7	41.020	137.0	40.615	105.8	1:43.306	8-	21.772	105.2	<i>40.283</i>	139.5	40.082	107.0	<b>1:42.137</b>
<b>1</b>	<b>David WOOD</b>				<b>KTM UK</b>										
1-	108.6	39.128	145.6	39.302	107.0	1:42.101	5-	20.880	116.5	39.555	141.3	38.936	107.9	1:39.371	
2-	21.261	115.9	38.949	145.3	39.148	106.8	1:39.358	6-	21.116	111.1	39.161	146.5	38.913	108.5	1:39.190
3-	21.019	<i>117.3</i>	39.115	145.6	39.138	106.7	1:39.272	7-	<i>20.702</i>	114.9	<i>38.802</i>	145.9	39.056	<i>108.6</i>	1:38.560
4-	20.933	114.3	39.172	145.9	38.913	107.0	1:39.018	8-	20.719	113.7	38.863	<i>146.8</i>	<i>38.625</i>	108.3	<b>1:38.207</b>
<b>4</b>	<b>Dave HEAL</b>				<b>Littlewood Fencing / D Heal R'g</b>										
1-	113.0	39.703	<i>146.2</i>	39.138	106.7	1:43.021	5-	21.086	113.7	<i>39.390</i>	145.6	<i>38.663</i>	<i>108.3</i>	<b>1:39.139</b>	
2-	21.836	111.1	39.441	145.6	40.647	103.3	1:41.924	6-	20.924	114.7	39.443	143.4	38.979	107.9	1:39.346
3-	21.340	113.4	39.478	145.3	39.232	107.2	1:40.050	7-	20.952	114.7	39.467	143.7	38.970	106.8	1:39.389
4-	21.125	115.3	39.435	145.3	39.048	107.6	1:39.608	8-	<i>20.887</i>	<i>116.3</i>	39.422	144.0	39.003	107.6	1:39.312
<b>5</b>	<b>Christian IDDON</b>				<b>C KTM UK</b>										
1-	109.8	39.185	147.5	39.252	107.6	1:42.306	5-	<i>20.811</i>	112.6	39.320	141.0	38.921	108.6	1:39.052	
2-	21.322	<i>114.3</i>	39.322	148.1	39.177	109.4	1:39.821	6-	20.949	107.4	38.959	147.2	<i>38.747</i>	109.2	1:38.655
3-	20.841	112.6	38.961	146.5	39.060	109.0	1:38.862	7-	20.863	108.4	38.824	147.2	38.918	109.0	<b>1:38.605</b>
4-	21.041	108.4	38.963	147.2	39.191	<i>110.3</i>	1:39.195	8-	20.900	108.4	<i>38.737</i>	<i>148.5</i>	39.161	110.1	1:38.798
<b>8</b>	<b>Ed SMITH</b>				<b>Redline KTM</b>										
1-	109.8	39.590	<i>148.5</i>	40.776	107.0	1:44.880	5-	21.052	112.8	38.964	146.5	39.348	<i>108.5</i>	1:39.364	
2-	20.978	116.7	38.761	146.8	40.121	105.3	1:39.860	6-	<i>20.938</i>	115.9	39.106	144.6	<i>38.928</i>	108.1	<b>1:38.972</b>
3-	21.148	115.1	38.761	146.8	39.694	107.7	1:39.603	7-	21.097	<i>118.4</i>	38.924	144.9	39.285	107.0	1:39.306
4-	21.219	116.9	38.775	145.6	39.139	107.2	1:39.133	8-	21.219	117.5	<i>38.653</i>	145.9	39.181	108.1	1:39.053
<b>10</b>	<b>Andrew MARRIOTT</b>				<b>AMR Racing</b>										
1-	99.7	41.456	140.7	41.632	106.7	1:50.538	5-	21.886	104.4	40.901	141.0	40.836	105.3	1:43.623	
2-	22.105	106.0	41.027	138.1	41.398	102.8	1:44.530	6-	21.856	104.9	40.612	142.8	40.673	106.5	1:43.141
3-	22.022	106.5	40.547	141.0	40.688	104.3	1:43.257	7-	21.622	106.5	40.711	143.1	40.316	106.8	1:42.649
4-	22.089	102.6	40.810	142.5	40.483	106.8	1:43.382	8-	<i>21.356</i>	107.0	<i>40.123</i>	<i>143.7</i>	<i>40.198</i>	<i>107.6</i>	<b>1:41.677</b>
<b>11</b>	<b>Kelvin REILLY</b>				<b>Inmoto Corse</b>										
1-	112.0	39.349	143.7	39.084	107.4	1:42.455	5-	20.991	<i>117.3</i>	39.283	142.5	<i>38.554</i>	106.5	1:38.828	
2-	21.344	112.0	39.035	143.7	38.905	<i>107.7</i>	1:39.284	6-	20.948	109.7	39.321	143.7	38.715	107.2	1:38.984
3-	21.028	114.9	39.033	144.0	39.024	107.2	1:39.085	7-	<i>20.863</i>	114.7	39.064	141.9	38.589	107.6	<b>1:38.516</b>
4-	21.067	111.5	39.235	144.3	38.725	106.7	1:39.027	8-	20.934	110.4	<i>38.954</i>	142.5	38.717	106.8	1:38.605
<b>13</b>	<b>Andy BATTYE</b>				<b>Anthracite Racing</b>										
1-	103.9	40.922	145.3	40.604	107.6	1:46.809	5-	21.654	111.5	40.142	143.4	40.014	107.6	1:41.810	
2-	<i>21.458</i>	110.0	39.993	<i>146.2</i>	40.636	107.9	1:42.087	6-	21.735	<i>114.5</i>	39.998	144.0	40.295	107.7	1:42.028
3-	21.606	109.5	39.723	145.6	40.135	107.2	1:41.464	7-	21.615	109.5	40.330	143.1	40.074	107.9	1:42.019
4-	21.511	113.6	<i>39.579</i>	145.3	<i>39.860</i>	107.9	<b>1:40.950</b>	8-	21.600	111.8	40.021	143.4	40.075	<i>109.6</i>	1:41.696
<b>14</b>	<b>Nick HOBDEN</b>				<b>Littlewood Fencing / D Heal R'g</b>										
1-	105.0	41.327	141.3	41.525	105.6	1:49.231	5-	21.892	108.2	<i>40.264</i>	140.1	40.404	105.5	1:42.560	
2-	22.327	<i>111.7</i>	40.930	142.5	41.535	<i>107.2</i>	1:44.792	6-	22.326	108.6	40.483	142.8	40.385	106.1	1:43.194
3-	21.877	107.2	40.525	141.9	40.741	105.6	1:43.143	7-	21.849	97.7	40.510	<i>143.7</i>	40.344	106.3	1:42.703
4-	21.941	109.8	40.536	137.8	40.782	106.5	1:43.259	8-	<i>21.822</i>	105.5	40.300	138.4	<i>40.109</i>	106.8	<b>1:42.231</b>
<b>18</b>	<b>Jon PAINE</b>				<b>C Jon Paine Racing</b>										
1-	103.6	41.240	144.3	41.170	107.2	1:49.077	5-	22.217	<i>113.2</i>	<i>40.443</i>	143.7	39.870	107.7	1:42.530	
2-	22.431	105.8	40.748	144.9	42.270	108.1	1:45.449	6-	21.934	112.8	40.469	144.3	39.731	<i>109.8</i>	<b>1:42.134</b>
3-	<i>21.857</i>	111.7	40.589	<i>145.6</i>	40.775	108.1	1:43.221	7-	21.963	108.6	40.786	140.4	<i>39.682</i>	107.6	1:42.431
4-	21.864	113.0	40.610	136.7	40.465	108.5	1:42.939	8-	22.038	109.5	40.813	140.7	39.843	107.4	1:42.694
<b>19</b>	<b>Peter GOLDEN</b>				<b>PGRacing</b>										
1-	101.4	40.946	141.3	41.659	101.2	1:49.669	5-	21.726	103.9	<i>40.045</i>	141.6	40.425	<i>104.9</i>	1:42.196	

Donington Park GP  
Circuit Length = 2.5000 miles  
Start: 12:06 End: 12:23

Weather / Track : Cloudy / Dry

# MCRCB BULLETIN TK127

## 2009 Focused Events KTM RC8 Super Cup & Under 25 Cup

### RACE 4 - SECTOR ANALYSIS

2-	22.327	105.5	40.485	<i>141.9</i>	41.357	104.6	1:44.169	6-	<i>21.566</i>	106.0	40.278	141.3	40.038	104.3	1:41.882
3-	21.727	<i>107.4</i>	40.107	141.0	40.565	104.6	1:42.399	7-	21.695	103.4	40.449	140.4	40.165	102.8	1:42.309
4-	21.653	102.0	40.222	141.6	<i>39.794</i>	104.6	<b>1:41.669</b>	8-	22.005	102.3	40.084	<i>141.9</i>	40.155	104.8	1:42.244
<b>23</b>	<b>Sam BISHOP</b> C Kester Cunningham John/Sam Bishop														
1-		104.0	40.248	141.0	40.216	<i>111.3</i>	1:45.363	5-	21.328	108.9	39.612	143.1	39.212	109.2	1:40.152
2-	21.258	<i>112.4</i>	39.495	144.3	39.187	110.5	<b>1:39.940</b>	6-	21.310	109.5	40.210	<i>148.8</i>	39.668	110.1	1:41.188
3-	<i>21.221</i>	111.7	<i>39.214</i>	145.9	40.966	110.7	1:41.401	7-	21.274	110.7	39.647	146.2	39.613	109.6	1:40.534
4-	21.400	108.9	40.410	137.8	39.389	109.4	1:41.199	8-	21.312	110.4	39.814	145.6	<i>39.050</i>	110.9	1:40.176
<b>28</b>	<b>Ben BROADWAY</b> C Ben Broadway Racing														
1-		101.5	42.238	141.0	42.797	<i>105.6</i>	1:53.299	5-	22.478	106.5	41.518	141.3	42.322	103.1	<b>1:46.318</b>
2-	22.641	105.7	41.877	141.0	<i>42.302</i>	104.8	1:46.820	6-	22.472	103.1	<i>41.461</i>	141.0	43.290	102.1	1:47.223
3-	<i>22.246</i>	<i>108.1</i>	41.787	<i>142.8</i>	42.633	102.8	1:46.666	7-	22.660	106.0	41.780	136.7	42.728	103.9	1:47.168
4-	22.377	104.2	41.720	138.7	43.073	105.1	1:47.170	8-	22.525	101.5	42.581	137.2	43.506	102.9	1:48.612
<b>33</b>	<b>Francis WILLIAMSON</b> SJ Racing / Bracken Motorcycles														
1-		106.0	39.776	<i>149.5</i>	40.090	110.3	1:44.317	5-	21.136	109.8	39.703	148.5	39.052	<i>110.9</i>	1:39.891
2-	20.970	113.4	39.055	146.5	39.823	109.2	1:39.848	6-	20.814	<i>115.9</i>	39.061	147.8	<i>38.759</i>	109.8	<b>1:38.634</b>
3-	20.878	110.4	<i>38.956</i>	148.8	39.190	109.8	1:39.024	7-	<i>20.739</i>	115.1	39.315	147.5	38.839	109.8	1:38.893
4-	20.892	109.5	39.059	148.8	39.369	109.6	1:39.320	8-	21.088	111.3	39.388	144.6	39.334	108.8	1:39.810
<b>43</b>	<b>Ben TAYLOR</b> M & B Motorsport														
1-		106.5	40.447	146.8	40.485	109.9	1:46.378	5-	21.184	108.6	40.021	143.4	39.796	109.9	1:41.001
2-	<i>21.123</i>	108.9	39.976	<i>148.8</i>	40.842	109.9	1:41.941	6-	21.223	110.7	40.171	141.0	<i>39.528</i>	109.2	1:40.922
3-	21.194	110.0	<i>39.550</i>	144.6	39.950	109.0	1:40.694	7-	21.233	113.7	39.692	142.2	40.113	<i>110.3</i>	1:41.038
4-	21.249	<i>114.7</i>	39.711	141.9	39.638	107.0	<b>1:40.598</b>	8-	21.153	113.2	39.769	141.9	40.043	108.8	1:40.965
<b>69</b>	<b>Shaun GILBERT</b> Art Of Racing / Boast Plumbing														
1-		100.8	41.303	<i>145.6</i>	41.463	105.3	1:48.425	5-	21.771	109.5	40.308	142.5	39.995	104.8	1:42.074
2-	22.012	107.0	40.200	143.7	40.449	104.9	1:42.661	6-	21.571	110.0	40.125	141.6	40.010	105.3	1:41.706
3-	21.846	106.4	40.069	142.2	39.877	<i>106.5</i>	1:41.792	7-	<i>21.539</i>	110.9	40.058	141.9	39.868	104.4	1:41.465
4-	21.577	<i>111.8</i>	40.117	142.8	39.967	105.6	1:41.661	8-	21.618	110.9	<i>40.012</i>	142.2	<i>39.797</i>	106.1	<b>1:41.427</b>
<b>71</b>	<b>Ritchie THORNTON</b> TA Creative Ltd / P&H Motorcycles														
1-		101.1	41.349	<i>141.3</i>	41.283	106.5	1:48.766	5-	22.045	109.3	<i>40.515</i>	138.7	39.973	<i>108.3</i>	<b>1:42.533</b>
2-	22.142	98.5	40.795	138.7	40.618	106.8	1:43.555	6-	<i>21.892</i>	109.7	40.876	137.2	<i>39.900</i>	108.1	1:42.668
3-	22.183	107.7	41.033	137.2	41.126	107.0	1:44.342	7-	22.610	104.5	40.621	138.9	39.965	<i>108.3</i>	1:43.196
4-	22.095	106.2	40.614	137.8	40.448	107.9	1:43.157	8-	21.945	108.9	40.563	138.7	40.101	107.7	1:42.609
<b>74</b>	<b>Rikki OWEN</b> RO Racing														
1-		109.8	40.551	145.9	40.894	108.5	1:47.178	5-	<i>20.930</i>	116.9	39.853	145.3	40.101	109.8	1:40.884
2-	21.299	115.7	39.942	143.7	40.555	108.6	1:41.796	6-	21.165	115.9	39.813	143.7	40.331	107.0	1:41.309
3-	21.332	112.0	<i>39.253</i>	<i>146.2</i>	40.032	107.9	1:40.617	7-	21.067	<i>119.0</i>	39.531	143.1	40.007	106.5	<b>1:40.605</b>
4-	21.363	117.1	39.531	142.5	<i>39.841</i>	<i>110.7</i>	1:40.735	8-	21.301	115.7	39.884	139.5	40.385	107.9	1:41.570
<b>77</b>	<b>Jonathan RAILTON</b> C Ducks X Racing														
1-		100.5	40.753	141.3	40.192	107.9	1:46.075	5-	<i>21.062</i>	103.7	39.573	141.9	<i>39.286</i>	<i>109.2</i>	<b>1:39.921</b>
2-	21.350	103.2	39.902	<i>145.3</i>	40.343	107.9	1:41.595	6-	21.203	104.0	39.945	143.4	39.808	108.5	1:40.956
3-	21.285	104.4	39.836	143.7	39.493	108.5	1:40.614	7-	21.339	<i>106.4</i>	39.631	142.2	40.009	107.4	1:40.979
4-	21.262	104.2	<i>39.552</i>	141.3	39.415	108.6	1:40.229	8-	21.099	104.9	39.659	140.7	39.685	108.3	1:40.443
<b>81</b>	<b>Pauli PEKKANEN</b> Inmoto Corse														
1-		110.0	39.630	150.5	40.346	109.4	1:44.693	5-	<i>20.807</i>	112.4	39.181	148.5	38.861	109.4	1:38.849
2-	21.017	113.0	<i>38.668</i>	<i>150.8</i>	39.558	109.4	1:39.243	6-	20.883	111.3	38.780	149.8	38.932	108.6	1:38.595
3-	20.875	110.6	38.844	148.1	<i>38.768</i>	110.5	<b>1:38.487</b>	7-	20.968	<i>114.3</i>	39.101	148.8	38.812	109.9	1:38.881
4-	20.894	110.6	39.133	149.1	38.860	110.1	1:38.887	8-	20.990	110.9	39.048	147.5	38.986	<i>110.7</i>	1:39.024
<b>88</b>	<b>James EDMEADES</b> Redline Motorcycles / VCG														
1-		115.3	39.720	<i>147.2</i>	40.973	107.9	1:45.022	5-	20.888	117.3	39.313	144.9	39.038	107.9	1:39.239
2-	20.958	<i>120.1</i>	39.008	146.8	39.926	105.5	1:39.892	6-	<i>20.727</i>	116.3	39.052	144.0	<i>38.818</i>	107.4	<b>1:38.597</b>
3-	20.777	116.3	<i>38.860</i>	146.5	39.374	<i>108.3</i>	1:39.011	7-	20.879	117.1	39.131	144.3	39.281	107.9	1:39.291
4-	20.757	116.7	38.885	145.9	39.338	107.9	1:38.980	8-	21.117	112.0	39.318	142.8	39.566	108.1	1:40.001

Donington Park GP  
Circuit Length = 2.5000 miles  
Start: 12:06 End: 12:23

Weather / Track : Cloudy / Dry

# MCRCB BULLETIN TK128

## 2009 Focused Events KTM RC8 Super Cup & Under 25 Cup

### RACE 4 - SPEED TRAPS

SECTOR 1				SECTOR 2			FINISH LINE		
POS	NO	NAME	MPH	NO	NAME	MPH	NO	NAME	MPH
1	88	James EDMEADES	120.1	81	Pauli PEKKANEN	150.8	23	Sam BISHOP	111.3
2	74	Rikki OWEN	119.0	33	Francis WILLIAMSON	149.5	33	Francis WILLIAMSON	110.9
3	8	Ed SMITH	118.4	23	Sam BISHOP	148.8	74	Rikki OWEN	110.7
4	1	David WOOD	117.3	43	Ben TAYLOR	148.8	81	Pauli PEKKANEN	110.7
5	11	Kelvin REILLY	117.3	5	Christian IDDON	148.5	5	Christian IDDON	110.3
6	4	Dave HEAL	116.3	8	Ed SMITH	148.5	43	Ben TAYLOR	110.3
7	33	Francis WILLIAMSON	115.9	88	James EDMEADES	147.2	18	Jon PAINE	109.8
8	43	Ben TAYLOR	114.7	1	David WOOD	146.8	13	Andy BATTYE	109.6
9	13	Andy BATTYE	114.5	4	Dave HEAL	146.2	77	Jonathan RAILTON	109.2
10	5	Christian IDDON	114.3	13	Andy BATTYE	146.2	1	David WOOD	108.6
11	81	Pauli PEKKANEN	114.3	74	Rikki OWEN	146.2	8	Ed SMITH	108.5
12	71	Ritchie THORNTON	113.6	18	Jon PAINE	145.6	4	Dave HEAL	108.3
13	18	Jon PAINE	113.2	69	Shaun GILBERT	145.6	71	Ritchie THORNTON	108.3
14	23	Sam BISHOP	112.4	77	Jonathan RAILTON	145.3	88	James EDMEADES	108.3
15	69	Shaun GILBERT	111.8	11	Kelvin REILLY	144.6	0	Adam CHILD	107.7
16	14	Nick HOB DEN	111.7	0	Adam CHILD	143.7	11	Kelvin REILLY	107.7
17	0	Adam CHILD	108.8	10	Andrew MARRIOTT	143.7	10	Andrew MARRIOTT	107.6
18	10	Andrew MARRIOTT	108.8	14	Nick HOB DEN	143.1	14	Nick HOB DEN	107.2
19	28	Ben BROADWAY	108.1	28	Ben BROADWAY	142.8	69	Shaun GILBERT	106.5
20	19	Peter GOLDEN	107.4	19	Peter GOLDEN	141.9	28	Ben BROADWAY	105.6
21	77	Jonathan RAILTON	106.4	71	Ritchie THORNTON	141.3	19	Peter GOLDEN	104.9

Weather / Track : Cloudy / Dry

www.tsl-timing.com

Donington Park GP  
Circuit Length = 2.5000 miles  
Start: 12:06 End: 12:23

Printed - 12.30 Monday, 25 May 2009

# MCRCB BULLETIN TK129

## 2009 Focused Events KTM RC8 Super Cup & Under 25 Cup

### RACE 4 - BEST SECTOR TIMES

SECTOR 1			SECTOR 2			SECTOR 3			IDEAL / BEST COMPARISON						
POS	NO	NAME	TIME	NO	NAME	TIME	NO	NAME	TIME	POS	NO	NAME	IDEAL	BEST	DIFF
1	1	WOOD	20.702	8	SMITH	38.653	11	REILLY	38.554	1	1	WOOD	1:38.129	1:38.207	0.078
2	88	EDMEADES	20.727	81	PEKKANEN	38.668	1	WOOD	38.625	2	81	PEKKANEN	1:38.243	1:38.487	0.244
3	33	WILLIAMSON	20.739	5	IDDON	38.737	4	HEAL	38.663	3	5	IDDON	1:38.295	1:38.605	0.310
4	81	PEKKANEN	20.807	1	WOOD	38.802	5	IDDON	38.747	4	11	REILLY	1:38.371	1:38.516	0.145
5	5	IDDON	20.811	88	EDMEADES	38.860	33	WILLIAMSON	38.759	5	88	EDMEADES	1:38.405	1:38.597	0.192
6	11	REILLY	20.863	11	REILLY	38.954	81	PEKKANEN	38.768	6	33	WILLIAMSON	1:38.454	1:38.634	0.180
7	4	HEAL	20.887	33	WILLIAMSON	38.956	88	EDMEADES	38.818	7	8	SMITH	1:38.519	1:38.972	0.453
8	74	OWEN	20.930	23	BISHOP	39.214	8	SMITH	38.928	8	4	HEAL	1:38.940	1:39.139	0.199
9	8	SMITH	20.938	74	OWEN	39.253	23	BISHOP	39.050	9	23	BISHOP	1:39.485	1:39.940	0.455
10	77	RAILTON	21.062	4	HEAL	39.390	77	RAILTON	39.286	10	77	RAILTON	1:39.900	1:39.921	0.021
11	43	TAYLOR	21.123	43	TAYLOR	39.550	43	TAYLOR	39.528	11	74	OWEN	1:40.024	1:40.605	0.581
12	23	BISHOP	21.221	77	RAILTON	39.552	18	PAINE	39.682	12	43	TAYLOR	1:40.201	1:40.598	0.397
13	10	MARRIOTT	21.356	13	BATTYE	39.579	19	GOLDEN	39.794	13	13	BATTYE	1:40.897	1:40.950	0.053
14	13	BATTYE	21.458	69	GILBERT	40.012	69	GILBERT	39.797	14	69	GILBERT	1:41.348	1:41.427	0.079
15	69	GILBERT	21.539	19	GOLDEN	40.045	74	OWEN	39.841	15	19	GOLDEN	1:41.405	1:41.669	0.264
16	19	GOLDEN	21.566	10	MARRIOTT	40.123	13	BATTYE	39.860	16	10	MARRIOTT	1:41.677	1:41.677	0.000
17	0	CHILD	21.671	14	HOBDEN	40.264	71	THORNTON	39.900	17	18	PAINE	1:41.982	1:42.134	0.152
18	14	HOBDEN	21.822	0	CHILD	40.283	0	CHILD	40.060	18	0	CHILD	1:42.014	1:42.137	0.123
19	18	PAINE	21.857	18	PAINE	40.443	14	HOBDEN	40.109	19	14	HOBDEN	1:42.195	1:42.231	0.036
20	71	THORNTON	21.892	71	THORNTON	40.515	10	MARRIOTT	40.198	20	71	THORNTON	1:42.307	1:42.533	0.226
21	28	BROADWAY	22.246	28	BROADWAY	41.461	28	BROADWAY	42.302	21	28	BROADWAY	1:46.009	1:46.318	0.309
												<b>Perfect Lap</b>		<b>1:37.909</b>	

Donington Park GP  
 Circuit Length = 2.5000 miles  
 Start: 12:06 End: 12:23

Weather / Track : Cloudy / Dry

www.tsl-timing.com

Printed - 12.31 Monday, 25 May 2009



