



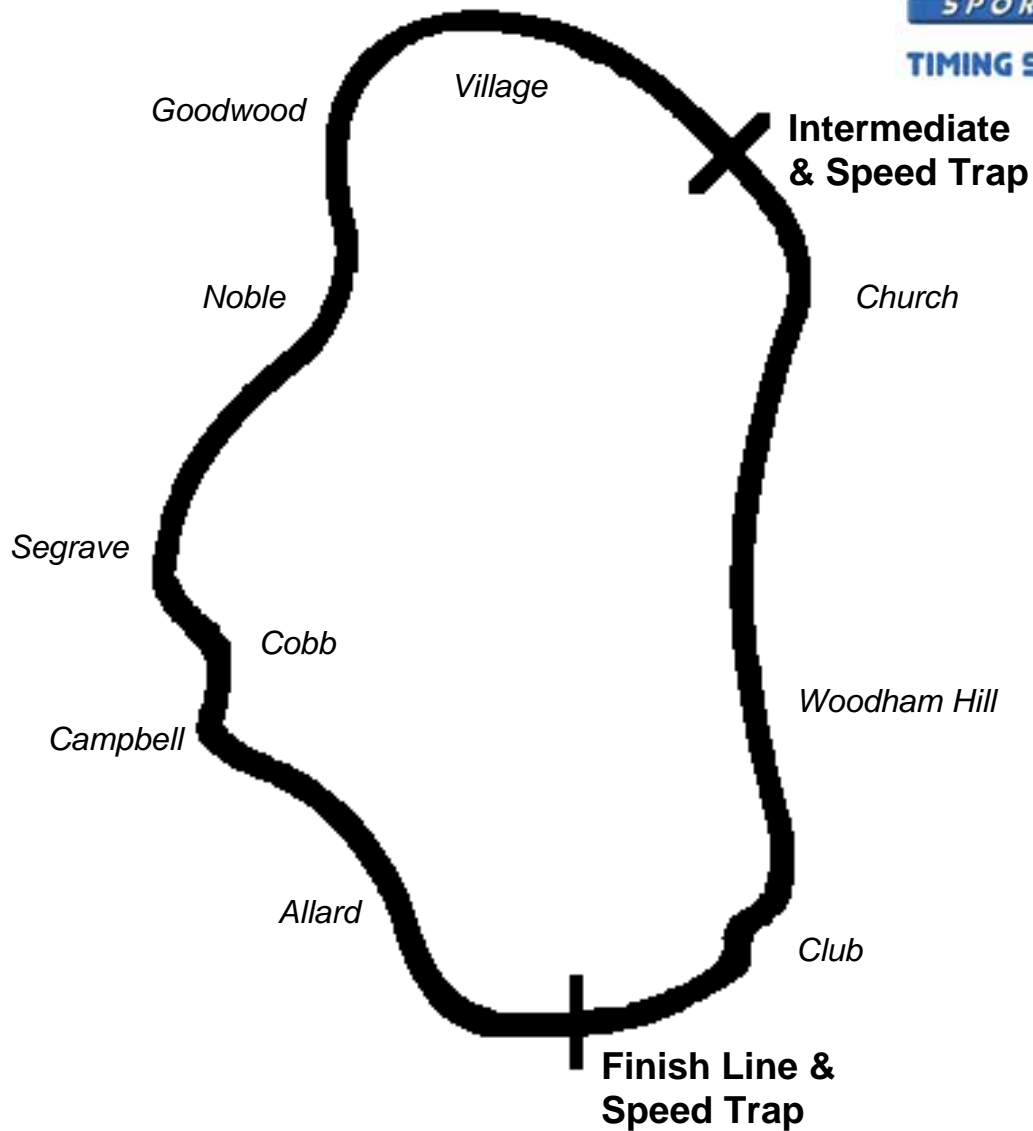
# TRIUMPH TRIPLE CHALLENGE

Thruxton

29th - 31st May 2009

Results Provided by Timing Solutions Ltd  
[www.tsl-timing.com](http://www.tsl-timing.com)

# THRUXTON



Circuit Length: 2.3560 miles / 3791.6 metres  
 Intermediate: 2247 metres  
 Pit In: 3697 metres  
 Pit Out: 100 metres after Finish Line  
 Pit In – Pit Out: 219 metres, @ 60kph = 13.1 seconds, @ 80kph = 9.8 seconds

Lap Records		Best Sector Information			
		Sector 1	Trap (mph)	Sector 2	F/L Trap (mph)
Superbikes	1:14.890	45.869	159.4	28.285	131.8
Supersport	1:17.580	46.663	149.1	29.543	122.0
Superstock 1000	1:17.698	47.895	152.5	29.427	126.4
Superstock 600	1:20.603	49.572	142.5	31.031	118.6
125GP	1:21.037	48.659	129.0	31.602	106.3
KTM RC8	To Be Est	N/A	N/A	N/A	N/A

# MCRCB BULLETIN TK013

## 2009 Triumph Triple Challenge

### FREE PRACTICE - CLASSIFICATION

POS	NO	CL	NAME	ENTRY	TIME	ON	LAPS	GAP	DIFF	MPH
1	20	M	Jamie DEVINE	Triumph 675 - JST Racing	1:25.101	8	12			99.66
2	10	M	Lance CAREY	Triumph 675 - Aspen Pumps	1:25.950	10	13	0.849	0.849	98.68
3	81	M	Nicholas BLOCKLY	Triumph 675 -	1:26.677	11	13	1.576	0.727	97.85
4	40	M	Emmet O'GRADY	Triumph 675 - Absol Racing	1:26.697	9	13	1.596	0.020	97.82
5	9	M	Reece ROTHWELL	Triumph 675 - GhostBikes.com	1:26.775	9	10	1.674	0.078	97.74
6	25	M	Phillip ERWIN	Triumph 675 - IDL (Ireland)	1:26.901	9	10	1.800	0.126	97.60
7	56	M	Alex OLSEN	Triumph 675 - Bob FarnhamTuning	1:27.101	8	13	2.000	0.200	97.37
8	78	M	Ben MILLER	Triumph 675 - TPW Racing	1:27.573	11	12	2.472	0.472	96.85
9	34	M	Stephanie WADDELOW	Triumph 675 - SS Racing / Signal UK	1:27.598	11	13	2.497	0.025	96.82
10	47	T	Michael NEAVES	Triumph 675 - Team MCN	1:27.973	7	10	2.872	0.375	96.41
11	22	T	Duncan KNOX	Triumph 675 - Level Peaks	1:28.077	11	12	2.976	0.104	96.29
12	69	T	Brett CARTER	Triumph 675 -	1:28.109	10	13	3.008	0.032	96.26
13	74	M	Tommy DALE	Triumph 675 - Bob FarnhamTuning	1:28.355	12	13	3.254	0.246	95.99
14	46	T	Rhalf LO TURCO	Triumph 675 - Rider Support Serv. / SBK Ltd	1:28.442	9	13	3.341	0.087	95.89
15	71	T	Allister HAYNES	Triumph 675 - Cotswold Style	1:29.362	11	11	4.261	0.920	94.91
16	8	M	Curtis ROTHWELL	Triumph 675 - GhostBikes.com	1:29.737	3	9	4.636	0.375	94.51
17	90	T	Ricky CHADWICK	Triumph 675 - Consensus Racing	1:30.518	9	13	5.417	0.781	93.70
18	33	T	Paul HUGHES	Triumph 675 - Colin Mitton Racing	1:31.231	10	13	6.130	0.713	92.96
19	36	T	Sean NOICE	Triumph 675 - Clan Ceramics Ltd	1:31.549	3	4	6.448	0.318	92.64
20	70	T	Adam KEMP	Triumph 675 - Halo Leathers	1:32.619	13	13	7.518	1.070	91.57
21	7	T	Luke LAWRENCE	Triumph 675 - SpookyRacing.co.uk	1:34.613	10	13	9.512	1.994	89.64
22	72	T	Paul MARQUES	Triumph 675 -	1:37.144	12	12	12.043	2.531	87.30

Weather / Track : Sunny / Dry

These results are provisional until the conclusion of any judicial and technical matters.

Thruxton  
Circuit Length = 2.3560 miles  
Start: 09:45 End: 10:07

Race Director :

Stewards :

Timekeeper :

# MCRCB BULLETIN TK014

## 2009 Triumph Triple Challenge FREE PRACTICE - SECTOR ANALYSIS

<b>7</b>	<b>Luke LAWRENCE</b> T SpookyRacing.co.uk										
1-	Out	104.0	42.358	97.0	1:52.812	8-	58.336	107.4	37.665	<b>104.5</b>	1:36.001
2-	1:01.901	108.6	39.489	99.7	1:41.390	9-	<b>57.670</b>	119.8	37.239	101.8	1:34.909
3-	59.486	118.6	39.220	100.6	1:38.706	10-	57.841	120.9	<b>36.772</b>	102.1	<b>1:34.613</b>
4-	58.943	117.7	38.889	94.4	1:37.832	11-	58.081	<b>121.6</b>	37.711	102.9	1:35.792
5-	58.933	119.0	38.465	95.7	1:37.398	12-	59.586	112.6	38.062	103.2	1:37.648
6-	58.884	117.1	38.366	103.2	1:37.250	13-	58.301	117.7	37.421	104.0	1:35.722
7-	59.531	113.6	38.017	104.4	1:37.548						
<b>8</b>	<b>Curtis ROTHWELL</b> M GhostBikes.com										
1-	Out	115.1	38.679	106.2	1:46.755	6-	<b>54.925</b>	<b>120.7</b>	35.676	108.4	1:30.601
2-	57.782	112.2	35.709	109.7	1:33.491	7-	55.254	117.1	<b>34.577</b>	109.1	1:29.831
3-	54.991	120.5	34.746	<b>111.8</b>	<b>1:29.737</b>	8-	3:33.608	117.5	35.114	109.1	4:08.722
4-	55.308	114.5	34.741	110.7	1:30.049	9-	57.503	119.4	In		1:35.958P
5-	55.328	120.5	34.711	<b>111.8</b>	1:30.039						
<b>9</b>	<b>Reece ROTHWELL</b> M GhostBikes.com										
1-	Out	100.8	39.119	108.6	1:46.700	6-	54.381	127.8	In		1:30.440P
2-	58.334	121.8	35.489	108.9	1:33.823	7-	Out	127.6	34.260	111.5	2:23.181
3-	55.216	117.3	35.005	104.5	1:30.221	8-	53.398	118.8	<b>33.806</b>	<b>113.2</b>	1:27.204
4-	54.913	113.4	34.590	112.2	1:29.503	9-	<b>52.747</b>	<b>131.3</b>	34.028	113.0	<b>1:26.775</b>
5-	55.369	109.3	35.197	112.4	1:30.566	10-	54.423	109.1	In		1:31.538P
<b>10</b>	<b>Lance CAREY</b> M Aspen Pumps										
1-	Out	101.1	39.034	105.5	1:43.604	8-	53.254	127.1	33.563	108.4	1:26.817
2-	58.525	102.0	36.947	106.5	1:35.472	9-	52.289	121.6	33.785	110.2	1:26.074
3-	56.091	115.7	35.480	105.2	1:31.571	10-	<b>51.864</b>	125.7	34.086	110.0	<b>1:25.950</b>
4-	53.826	126.9	35.433	107.9	1:29.259	11-	53.522	126.9	<b>33.395</b>	<b>111.5</b>	1:26.917
5-	54.208	115.1	34.986	109.7	1:29.194	12-	52.227	<b>128.3</b>	In		1:25.056P
6-	53.440	127.8	34.114	108.1	1:27.554	13-	Out	122.7	34.160	104.7	2:29.726
7-	52.785	126.9	34.753	108.6	1:27.538						
<b>20</b>	<b>Jamie DEVINE</b> M JST Racing										
1-	Out	102.6	38.974	107.2	1:46.120	7-	<b>52.070</b>	125.4	34.090	111.3	1:26.160
2-	57.393	112.6	36.967	110.7	1:34.360	8-	52.178	131.3	32.923	113.2	<b>1:25.101</b>
3-	52.702	131.1	33.605	112.6	1:26.307	9-	52.123	129.6	In		1:24.962P
4-	53.557	125.9	33.850	112.4	1:27.407	10-	Out	126.1	34.950	111.3	3:14.780
5-	53.120	119.2	33.724	110.4	1:26.844	11-	52.677	<b>132.9</b>	<b>32.809</b>	<b>113.5</b>	1:25.486
6-	52.309	130.1	33.315	112.2	1:25.624	12-	53.763	115.3	In		1:28.166P
<b>22</b>	<b>Duncan KNOX</b> T Level Peaks										
1-	Out	114.1	37.548	107.4	1:44.211	7-	54.045	<b>128.8</b>	<b>34.347</b>	107.5	1:28.392
2-	57.168	124.7	36.112	107.4	1:33.280	8-	54.049	124.7	34.903	108.9	1:28.952
3-	55.287	125.9	34.848	109.3	1:30.135	9-	54.410	125.9	34.507	108.2	1:28.917
4-	54.452	127.8	35.276	107.4	1:29.728	10-	53.595	128.1	34.713	109.7	1:28.308
5-	53.924	126.6	34.439	<b>110.7</b>	1:28.363	11-	<b>53.428</b>	125.2	34.649	110.2	<b>1:28.077</b>
6-	54.579	126.9	34.635	109.3	1:29.214	12-	53.674	120.7	In		1:29.346P
<b>25</b>	<b>Phillip ERWIN</b> M IDL (Ireland)										
1-	Out	108.2	39.104	106.5	1:46.050	6-	53.680	122.5	34.121	<b>110.2</b>	1:27.801
2-	57.229	118.6	36.480	107.9	1:33.709	7-	53.626	125.7	34.449	108.8	1:28.075
3-	54.286	122.7	35.201	108.6	1:29.487	8-	53.084	<b>129.8</b>	<b>34.019</b>	109.3	1:27.103
4-	55.724	126.4	34.584	107.4	1:30.308	9-	<b>52.808</b>	127.8	34.093	88.1	<b>1:26.901</b>
5-	54.386	120.1	35.302	106.9	1:29.688	10-	58.267	112.8	In		1:34.960P
<b>33</b>	<b>Paul HUGHES</b> T Colin Mitton Racing										
1-	Out	102.8	43.965	94.0	1:55.065	8-	55.768	119.6	36.528	105.5	1:32.296
2-	1:01.517	112.0	39.822	99.4	1:41.339	9-	55.329	117.1	<b>36.155</b>	<b>109.1</b>	1:31.484
3-	59.662	113.9	39.164	102.6	1:38.826	10-	<b>55.069</b>	121.8	36.162	108.2	<b>1:31.231</b>
4-	58.263	114.5	38.374	105.3	1:36.637	11-	55.741	116.7	36.564	102.6	1:32.305
5-	56.711	<b>122.9</b>	36.960	105.8	1:33.671	12-	1:02.733	99.3	39.055	107.7	1:41.788
6-	58.292	116.7	38.315	107.0	1:36.607	13-	57.198	112.0	In		1:40.837P
7-	58.535	112.4	37.791	108.2	1:36.326						

Thruxton  
Circuit Length = 2.3560 miles  
Start: 09:45 End: 10:07

Weather / Track : Sunny / Dry

# MCRCB BULLETIN TK014

## 2009 Triumph Triple Challenge FREE PRACTICE - SECTOR ANALYSIS

<b>34</b>	<b>Stephanie WADDELOW</b>										M	SS Racing / Signal UK	
1-	Out	100.3	42.446	98.0	1:54.776	8-	54.346	120.5	35.646	114.1	1:29.992		
2-	1:01.524	107.9	40.049	107.2	1:41.573	9-	53.816	121.8	35.261	112.4	1:29.077		
3-	59.448	111.8	39.415	104.9	1:38.863	10-	54.482	123.4	34.506	<b>115.3</b>	1:28.988		
4-	58.300	113.0	38.391	106.5	1:36.691	11-	<b>53.227</b>	<b>126.9</b>	<b>34.371</b>	109.8	<b>1:27.598</b>		
5-	57.432	114.9	35.872	109.3	1:33.304	12-	53.622	117.5	35.328	113.0	1:28.950		
6-	55.724	117.5	36.239	110.7	1:31.963	13-	54.291	119.2	34.701	109.5	1:28.992		
7-	54.142	126.1	35.142	111.3	1:29.284								
<b>36</b>	<b>Sean NOICE</b>										T	Clan Ceramics Ltd	
1-	Out	102.5	39.021	100.6	1:45.940	3-	<b>55.377</b>	<b>120.5</b>	<b>36.172</b>	98.4	<b>1:31.549</b>		
2-	58.303	112.6	37.973	<b>104.7</b>	1:36.276	4-	58.800	101.5	In		2:21.838P		
<b>40</b>	<b>Emmet O'GRADY</b>										M	Absol Racing	
1-	Out	102.1	39.900	109.5	1:50.177	8-	53.505	120.5	33.819	113.2	1:27.324		
2-	57.832	116.1	37.091	109.3	1:34.923	9-	<b>52.635</b>	132.9	34.062	111.5	<b>1:26.697</b>		
3-	55.210	<b>133.9</b>	1:18.089	104.7	2:13.299	10-	54.414	130.6	34.214	112.2	1:28.628		
4-	59.507	115.1	36.097	109.7	1:35.604	11-	54.611	119.4	38.231	112.4	1:32.842		
5-	54.495	121.6	35.187	112.8	1:29.682	12-	53.673	118.4	35.275	100.8	1:28.948		
6-	54.850	127.8	34.698	112.8	1:29.548	13-	53.472	130.8	<b>33.393</b>	<b>113.5</b>	1:26.865		
7-	54.623	124.0	35.343	112.2	1:29.966								
<b>46</b>	<b>Rhalf LO TURCO</b>										T	Rider Support Serv. / SBK Ltd	
1-	Out	99.0	41.618	101.2	1:50.494	8-	54.587	124.0	35.383	108.8	1:29.970		
2-	57.972	110.2	38.241	100.6	1:36.213	9-	54.084	122.2	34.358	110.6	<b>1:28.442</b>		
3-	58.486	118.4	37.077	108.2	1:35.563	10-	54.374	122.9	34.825	107.9	1:29.199		
4-	56.503	110.6	36.235	107.4	1:32.738	11-	<b>54.013</b>	118.6	35.570	<b>113.2</b>	1:29.583		
5-	55.998	113.9	35.173	104.7	1:31.171	12-	54.280	<b>125.0</b>	<b>34.254</b>	111.1	1:28.534		
6-	54.789	118.1	35.072	107.9	1:29.861	13-	54.826	122.5	34.272	110.9	1:29.098		
7-	54.599	119.8	35.093	110.0	1:29.692								
<b>47</b>	<b>Michael NEAVES</b>										T	Team MCN	
1-	Out	103.9	40.374	90.1	1:50.351	6-	54.958	114.9	35.101	108.2	1:30.059		
2-	58.576	120.9	36.397	107.9	1:34.973	7-	<b>53.511</b>	124.3	<b>34.462</b>	<b>112.8</b>	<b>1:27.973</b>		
3-	56.140	120.9	37.275	107.5	1:33.415	8-	55.158	125.2	34.753	110.0	1:29.911		
4-	55.512	<b>127.8</b>	35.492	108.9	1:31.004	9-	1:04.296	110.4	In		1:57.187P		
5-	55.854	115.5	35.290	109.8	1:31.144	10-	Out	123.6	34.536	111.5	2:27.096		
<b>56</b>	<b>Alex OLSEN</b>										M	Bob Farnham Tuning	
1-	Out	98.8	44.066	97.7	1:57.144	8-	<b>53.122</b>	128.8	33.979	<b>111.5</b>	<b>1:27.101</b>		
2-	1:01.038	111.1	38.950	100.8	1:39.988	9-	54.055	123.8	34.020	111.1	1:28.075		
3-	59.574	117.3	37.150	106.9	1:36.724	10-	53.308	126.6	<b>33.944</b>	109.5	1:27.252		
4-	55.557	117.7	36.116	106.3	1:31.673	11-	53.698	<b>129.3</b>	34.221	107.7	1:27.919		
5-	54.614	122.5	35.227	110.4	1:29.841	12-	53.324	127.6	34.470	92.4	1:27.794		
6-	54.406	125.9	35.259	108.8	1:29.665	13-	56.740	97.3	36.791	103.2	1:33.531		
7-	54.025	126.6	34.599	109.8	1:28.624								
<b>69</b>	<b>Brett CARTER</b>										T		
1-	Out	96.7	42.493	94.4	1:53.382	8-	55.184	120.9	35.292	109.7	1:30.476		
2-	1:02.269	110.9	38.994	102.5	1:41.263	9-	55.124	120.3	34.933	110.4	1:30.057		
3-	59.219	115.3	38.322	104.7	1:37.541	10-	54.054	<b>124.7</b>	<b>34.055</b>	110.0	<b>1:28.109</b>		
4-	58.227	116.7	38.591	100.5	1:36.818	11-	<b>53.997</b>	122.0	35.058	111.3	1:29.055		
5-	59.130	110.9	37.955	105.3	1:37.085	12-	54.549	121.8	34.280	<b>113.0</b>	1:28.829		
6-	56.947	119.4	36.690	107.2	1:33.637	13-	54.374	122.5	34.279	108.9	1:28.653		
7-	55.780	117.9	35.725	110.0	1:31.505								
<b>70</b>	<b>Adam KEMP</b>										T	Halo Leathers	
1-	Out	100.2	42.452	105.7	1:55.023	8-	58.009	117.1	36.022	102.8	1:34.031		
2-	1:02.035	116.9	39.240	105.2	1:41.275	9-	58.285	120.1	36.815	102.5	1:35.100		
3-	1:02.018	113.0	39.636	104.7	1:41.654	10-	56.987	118.1	35.891	106.0	1:32.878		
4-	1:00.887	116.5	38.858	96.1	1:39.745	11-	<b>56.839</b>	120.3	37.387	106.0	1:34.226		
5-	59.931	113.2	37.924	99.3	1:37.855	12-	58.123	119.6	<b>35.481</b>	<b>108.8</b>	1:33.604		
6-	58.253	<b>122.9</b>	36.467	107.0	1:34.720	13-	56.942	119.0	35.677	106.5	<b>1:32.619</b>		

Thruxton  
Circuit Length = 2.3560 miles  
Start: 09:45 End: 10:07

Weather / Track : Sunny / Dry

# MCRCB BULLETIN TK014

## 2009 Triumph Triple Challenge FREE PRACTICE - SECTOR ANALYSIS

7-	58.693	108.1	36.822	106.7	1:35.515					
<b>71</b>	<b>Allister HAYNES</b>					<b>T Cotswold Style</b>				
1-	Out	106.5	39.737	104.2	1:47.419	7-	55.721	118.8	In	1:32.474P
2-	1:01.450	103.2	In		1:44.757P	8-	Out	119.8	36.198 111.3	3:44.768
3-	Out	114.9	38.056	108.4	2:43.524	9-	55.387	<b>123.4</b>	<b>35.165</b> 112.4	1:30.552
4-	55.188	117.1	36.084	109.1	1:31.272	10-	55.549	114.5	35.457 110.4	1:31.006
5-	55.897	120.5	36.399	110.4	1:32.296	11-	<b>54.005</b>	120.5	35.357 <b>113.4</b>	<b>1:29.362</b>
6-	57.230	104.0	36.077	102.9	1:33.307					
<b>72</b>	<b>Paul MARQUES</b>					<b>T</b>				
1-	Out	99.4	43.391	93.9	1:56.364	7-	59.950	114.7	38.381 99.3	1:38.331
2-	1:03.932	99.7	41.059	93.9	1:44.991	8-	59.117	107.9	38.653 101.2	1:37.770
3-	1:04.105	101.4	42.135	95.9	1:46.240	9-	<b>59.054</b>	112.4	38.240 101.4	1:37.294
4-	1:02.819	108.1	39.822	97.3	1:42.641	10-	59.145	<b>115.3</b>	38.423 99.4	1:37.568
5-	1:01.968	109.7	39.578	100.2	1:41.546	11-	59.403	111.1	<b>37.827 103.4</b>	1:37.230
6-	1:00.954	104.7	40.366	91.1	1:41.320	12-	59.067	113.2	38.077 96.8	<b>1:37.144</b>
<b>74</b>	<b>Tommy DALE</b>					<b>M Bob Farnham Tuning</b>				
1-	Out	100.5	40.862	108.9	1:50.610	8-	54.206	120.5	34.159 110.2	1:28.365
2-	1:00.900	109.7	37.812	101.2	1:38.712	9-	56.839	116.5	35.178 109.5	1:32.017
3-	58.961	115.3	36.841	108.6	1:35.802	10-	<b>53.968</b>	120.7	35.291 106.9	1:29.259
4-	56.136	118.4	35.776	110.6	1:31.912	11-	56.092	113.4	36.752 111.5	1:32.844
5-	55.658	116.7	36.755	107.5	1:32.413	12-	54.454	119.4	<b>33.901 112.0</b>	<b>1:28.355</b>
6-	54.939	<b>121.6</b>	34.846	110.7	1:29.785	13-	54.866	117.1	37.470 97.1	1:32.336
7-	55.286	116.7	36.106	110.2	1:31.392					
<b>78</b>	<b>Ben MILLER</b>					<b>M TPW Racing</b>				
1-	Out	96.8	42.066	105.0	1:53.096	7-	55.445	124.3	35.469 107.9	1:30.914
2-	1:03.073	117.5	39.805	102.1	1:42.878	8-	55.250	129.3	34.944 108.1	1:30.194
3-	1:00.066	124.7	38.676	108.9	1:38.742	9-	54.527	128.1	34.490 112.0	1:29.017
4-	58.244	126.6	37.086	109.3	1:35.330	10-	54.447	126.4	34.240 113.0	1:28.687
5-	57.920	123.8	36.349	110.0	1:34.269	11-	<b>54.012 132.9</b>	<b>33.561 114.1</b>		<b>1:27.573</b>
6-	56.207	119.8	35.125	106.7	1:31.332	12-	55.086	108.1	In	1:47.198P
<b>81</b>	<b>Nicholas BLOCKLY</b>					<b>M</b>				
1-	Out	96.4	44.831	95.5	2:01.928	8-	54.513	119.4	35.107 111.5	1:29.620
2-	1:01.784	112.2	39.383	104.5	1:41.167	9-	53.786	125.2	34.165 110.9	1:27.951
3-	58.267	115.7	38.795	105.8	1:37.062	10-	54.101	126.4	34.491 111.5	1:28.592
4-	57.171	118.1	37.298	106.2	1:34.469	11-	<b>52.940 130.3</b>	<b>33.737 112.4</b>		<b>1:26.677</b>
5-	56.680	113.9	36.286	109.7	1:32.966	12-	54.180	105.4	35.399 111.1	1:29.579
6-	55.371	125.0	35.595	110.0	1:30.966	13-	54.130	121.8	33.978 110.4	1:28.108
7-	54.446	125.9	34.845	110.7	1:29.291					
<b>90</b>	<b>Ricky CHADWICK</b>					<b>T Consensus Racing</b>				
1-	Out	103.1	41.273	93.7	1:49.194	8-	55.485	122.7	36.637 103.6	1:32.122
2-	59.655	117.3	37.813	<b>105.7</b>	1:37.468	9-	<b>54.954 124.3</b>	<b>35.564</b> 105.3		<b>1:30.518</b>
3-	56.768	122.5	37.605	103.1	1:34.373	10-	55.252	124.0	36.496 105.3	1:31.748
4-	56.513	117.7	37.228	103.7	1:33.741	11-	55.755	118.1	36.362 103.9	1:32.117
5-	57.109	118.4	36.159	<b>105.7</b>	1:33.268	12-	55.855	115.9	36.389 101.4	1:32.244
6-	56.430	112.2	36.477	98.3	1:32.907	13-	56.018	121.6	35.980 103.2	1:31.998
7-	55.503	116.3	36.772	105.5	1:32.275					

Thruxton  
Circuit Length = 2.3560 miles  
Start: 09:45 End: 10:07

Weather / Track : Sunny / Dry

# MCRCB BULLETIN TK015

## 2009 Triumph Triple Challenge

### FREE PRACTICE - SPEED TRAPS

SECTOR 1				SECTOR 2			FINISH LINE			
POS	NO	NAME	MPH	NO	NAME	MPH	NO	NAME	MPH	
1	40	Emmet O'GRADY	133.9				34	Stephanie WADDELOW	115.3	
2	20	Jamie DEVINE	132.9				78	Ben MILLER	114.1	
3	78	Ben MILLER	132.9				20	Jamie DEVINE	113.5	
4	9	Reece ROTHWELL	131.3				40	Emmet O'GRADY	113.5	
5	81	Nicholas BLOCKLY	130.3				71	Allister HAYNES	113.4	
6	25	Phillip ERWIN	129.8				9	Reece ROTHWELL	113.2	
7	56	Alex OLSEN	129.3				46	Rhalf LO TURCO	113.2	
8	22	Duncan KNOX	128.8				69	Brett CARTER	113.0	
9	10	Lance CAREY	128.3				47	Michael NEAVES	112.8	
10	47	Michael NEAVES	127.8				81	Nicholas BLOCKLY	112.4	
11	34	Stephanie WADDELOW	126.9				74	Tommy DALE	112.0	
12	46	Rhalf LO TURCO	125.0				8	Curtis ROTHWELL	111.8	
13	69	Brett CARTER	124.7				10	Lance CAREY	111.5	
14	90	Ricky CHADWICK	124.3				56	Alex OLSEN	111.5	
15	71	Allister HAYNES	123.4				22	Duncan KNOX	110.7	
16	33	Paul HUGHES	122.9				25	Phillip ERWIN	110.2	
17	70	Adam KEMP	122.9				33	Paul HUGHES	109.1	
18	7	Luke LAWRENCE	121.6				70	Adam KEMP	108.8	
19	74	Tommy DALE	121.6				90	Ricky CHADWICK	105.7	
20	8	Curtis ROTHWELL	120.7				36	Sean NOICE	104.7	
21	36	Sean NOICE	120.5				7	Luke LAWRENCE	104.5	
22	72	Paul MARQUES	115.3				72	Paul MARQUES	103.4	

Weather / Track : Sunny / Dry

www.tsl-timing.com

Thruxton  
Circuit Length = 2.3560 miles  
Start: 09:45 End: 10:07

Printed - 10.09 Saturday, 30 May 2009

# MCRCB BULLETIN TK016

## 2009 Triumph Triple Challenge

### FREE PRACTICE - BEST SECTORS

SECTOR 1			SECTOR 2			IDEAL / BEST COMPARISON						
POS	NO	NAME	TIME	NO	NAME	TIME	POS	NO	NAME	IDEAL	BEST	DIFF
1	10	CAREY	51.864	20	DEVINE	32.809	1	20	DEVINE	1:24.879	1:25.101	0.222
2	20	DEVINE	52.070	40	O'GRADY	33.393	2	10	CAREY	1:25.259	1:25.950	0.691
3	40	O'GRADY	52.635	10	CAREY	33.395	3	40	O'GRADY	1:26.028	1:26.697	0.669
4	9	ROTHWELL	52.747	78	MILLER	33.561	4	9	ROTHWELL	1:26.553	1:26.775	0.222
5	25	ERWIN	52.808	81	BLOCKLY	33.737	5	81	BLOCKLY	1:26.677	1:26.677	0.000
6	81	BLOCKLY	52.940	9	ROTHWELL	33.806	6	25	ERWIN	1:26.827	1:26.901	0.074
7	56	OLSEN	53.122	74	DALE	33.901	7	56	OLSEN	1:27.066	1:27.101	0.035
8	34	WADDELOW	53.227	56	OLSEN	33.944	8	78	MILLER	1:27.573	1:27.573	0.000
9	22	KNOX	53.428	25	ERWIN	34.019	9	34	WADDELOW	1:27.598	1:27.598	0.000
10	47	NEAVES	53.511	69	CARTER	34.055	10	22	KNOX	1:27.775	1:28.077	0.302
11	74	DALE	53.968	46	LO TURCO	34.254	11	74	DALE	1:27.869	1:28.355	0.486
12	69	CARTER	53.997	22	KNOX	34.347	12	47	NEAVES	1:27.973	1:27.973	0.000
13	71	HAYNES	54.005	34	WADDELOW	34.371	13	69	CARTER	1:28.052	1:28.109	0.057
14	78	MILLER	54.012	47	NEAVES	34.462	14	46	LO TURCO	1:28.267	1:28.442	0.175
15	46	LO TURCO	54.013	8	ROTHWELL	34.577	15	71	HAYNES	1:29.170	1:29.362	0.192
16	8	ROTHWELL	54.925	71	HAYNES	35.165	16	8	ROTHWELL	1:29.502	1:29.737	0.235
17	90	CHADWICK	54.954	70	KEMP	35.481	17	90	CHADWICK	1:30.518	1:30.518	0.000
18	33	HUGHES	55.069	90	CHADWICK	35.564	18	33	HUGHES	1:31.224	1:31.231	0.007
19	36	NOICE	55.377	33	HUGHES	36.155	19	36	NOICE	1:31.549	1:31.549	0.000
20	70	KEMP	56.839	36	NOICE	36.172	20	70	KEMP	1:32.320	1:32.619	0.299
21	7	LAWRENCE	57.670	7	LAWRENCE	36.772	21	7	LAWRENCE	1:34.442	1:34.613	0.171
22	72	MARQUES	59.054	72	MARQUES	37.827	22	72	MARQUES	1:36.881	1:37.144	0.263
<b>Perfect lap</b>										<b>1:24.673</b>		

# MCRCB BULLETIN TK037

## 2009 Triumph Triple Challenge QUALIFYING - CLASSIFICATION

POS	NO	CL	NAME	ENTRY	TIME	ON	LAPS	GAP	DIFF	MPH
1	20	M	Jamie DEVINE	Triumph 675 - JST Racing	1:23.232	4	7			101.90
2	74	M	Tommy DALE	Triumph 675 - Bob FarnhamTuning	1:24.182	11	12	0.950	0.950	100.75
3	10	M	Lance CAREY	Triumph 675 - Aspen Pumps	1:24.204	11	14	0.972	0.022	100.72
4	40	M	Emmet O'GRADY	Triumph 675 - Absol Racing	1:24.649	14	14	1.417	0.445	100.19
5	25	M	Phillip ERWIN	Triumph 675 - IDL (Ireland)	1:24.700	6	13	1.468	0.051	100.13
6	69	T	Brett CARTER	Triumph 675 -	1:24.981	13	14	1.749	0.281	99.80
7	22	T	Duncan KNOX	Triumph 675 - Level Peaks	1:25.147	4	12	1.915	0.166	99.61
8	56	M	Alex OLSEN	Triumph 675 - Bob FarnhamTuning	1:25.207	6	10	1.975	0.060	99.54
9	9	M	Reece ROTHWELL	Triumph 675 - GhostBikes.com	1:25.298	6	9	2.066	0.091	99.43
10	81	M	Nicholas BLOCKLY	Triumph 675 -	1:25.407	8	13	2.175	0.109	99.30
11	78	M	Ben MILLER	Triumph 675 - TPW Racing	1:25.676	11	12	2.444	0.269	98.99
12	46	T	Rhalf LO TURCO	Triumph 675 - Rider Support Serv. / SBK Ltd	1:25.879	2	13	2.647	0.203	98.76
13	8	M	Curtis ROTHWELL	Triumph 675 - GhostBikes.com	1:26.335	10	10	3.103	0.456	98.24
14	90	T	Ricky CHADWICK	Triumph 675 - Consensus Racing	1:27.034	10	14	3.802	0.699	97.45
15	34	M	Stephanie WADDELOW	Triumph 675 - SS Racing / Signal UK	1:27.260	11	13	4.028	0.226	97.19
16	71	T	Allister HAYNES	Triumph 675 - Cotswold Style	1:27.401	6	13	4.169	0.141	97.04
17	47	T	Michael NEAVES	Triumph 675 - Team MCN	1:27.508	8	12	4.276	0.107	96.92
18	70	T	Adam KEMP	Triumph 675 - Halo Leathers	1:28.331	13	13	5.099	0.823	96.02
19	33	T	Paul HUGHES	Triumph 675 - Colin Mitton Racing	1:29.082	10	13	5.850	0.751	95.21
20	7	T	Luke LAWRENCE	Triumph 675 - SpookyRacing.co.uk	1:33.150	12	13	9.918	4.068	91.05
21	72	T	Paul MARQUES	Triumph 675 -	1:38.404	10	11	15.172	5.254	86.19

Weather / Track : Sunny / Dry

These results are provisional until the conclusion of any judicial and technical matters.

Thruxton  
Circuit Length = 2.3560 miles  
Start: 13:45 End: 14:07

Race Director :

Stewards :

Timekeeper :

# MCRCB BULLETIN TK038

## 2009 Triumph Triple Challenge QUALIFYING - SECTOR ANALYSIS

<b>7</b>	<b>Luke LAWRENCE</b>										T	SpookyRacing.co.uk	
1-	Out	113.0	39.136	102.5	1:45.489	8-	57.949	124.7	36.449	100.5	1:34.398		
2-	59.624	116.9	37.562	102.3	1:37.186	9-	57.130	123.8	36.880	101.2	1:34.010		
3-	58.588	122.0	37.527	<b>105.7</b>	1:36.115	10-	57.459	120.3	36.445	100.8	1:33.904		
4-	58.232	121.1	37.048	103.1	1:35.280	11-	57.373	127.1	36.531	97.3	1:33.904		
5-	58.402	121.4	37.165	102.0	1:35.567	12-	<b>57.008</b>	<b>128.6</b>	<b>36.142</b>	100.8	<b>1:33.150</b>		
6-	58.355	120.7	37.596	90.4	1:35.951	13-	57.217	126.1	36.697	105.5	1:33.914		
7-	57.896	124.0	37.211	103.2	1:35.107								
<b>8</b>	<b>Curtis ROTHWELL</b>										M	GhostBikes.com	
1-	Out	119.4	34.586	110.0	1:32.558	6-	3:07.129	127.1	34.079	108.1	3:41.208		
2-	53.962	128.8	33.865	110.2	1:27.827	7-	53.317	121.6	33.645	108.1	1:26.962		
3-	53.451	<b>131.6</b>	33.617	<b>111.8</b>	1:27.068	8-	53.306	125.7	33.515	107.7	1:26.821		
4-	<b>53.113</b>	129.6	33.949	108.6	1:27.062	9-	54.156	124.7	33.151	108.1	1:27.307		
5-	53.951	124.7	33.742	<b>111.8</b>	1:27.693	10-	53.209	129.6	<b>33.126</b>	109.7	<b>1:26.335</b>		
<b>9</b>	<b>Reece ROTHWELL</b>										M	GhostBikes.com	
1-	Out	125.7	34.407	110.7	1:30.734	6-	52.323	<b>133.2</b>	<b>32.975</b>	110.2	<b>1:25.298</b>		
2-	53.580	130.3	33.930	111.1	1:27.510	7-	4:46.438	130.8	33.950	108.9	5:20.388		
3-	52.694	131.8	33.418	<b>112.6</b>	1:26.112	8-	53.022	129.6	33.274	110.6	1:26.296		
4-	3:27.247	128.8	33.284	110.4	4:00.531	9-	53.426	112.8	In		1:27.773P		
5-	<b>52.264</b>	131.8	33.140	111.7	1:25.404								
<b>10</b>	<b>Lance CAREY</b>										M	Aspen Pumps	
1-	Out	121.4	In		1:32.910P	8-	53.303	125.2	33.664	107.5	1:26.967		
2-	Out	125.9	33.502	107.5	2:22.178	9-	54.526	130.3	32.504	109.7	1:27.030		
3-	52.621	124.0	34.395	112.0	1:27.016	10-	53.543	127.6	32.602	110.6	1:26.145		
4-	52.564	124.3	33.252	<b>113.2</b>	1:25.816	11-	51.892	129.3	<b>32.312</b>	111.8	<b>1:24.204</b>		
5-	52.938	129.1	32.763	111.7	1:25.701	12-	<b>51.663</b>	126.4	34.249	108.1	1:25.912		
6-	52.514	<b>130.6</b>	32.820	110.4	1:25.334	13-	52.517	127.8	32.797	110.9	1:25.314		
7-	52.657	129.8	33.623	105.0	1:26.280	14-	52.880	126.1	32.766	108.1	1:25.646		
<b>20</b>	<b>Jamie DEVINE</b>										M	JST Racing	
1-	Out	125.7	33.479	112.0	1:29.606	5-	51.431	132.4	32.847	113.4	1:24.278		
2-	51.771	130.3	32.403	112.8	1:24.174	6-	51.269	<b>133.4</b>	32.088	112.0	1:23.357		
3-	51.641	131.6	32.753	111.5	1:24.394	7-	52.435	130.8	In		1:25.466P		
4-	<b>51.203</b>	131.8	<b>32.029</b>	<b>114.5</b>	<b>1:23.232</b>								
<b>22</b>	<b>Duncan KNOX</b>										T	Level Peaks	
1-	Out	122.2	34.605	109.1	1:33.035	7-	1:00.381	96.1	In		1:40.292P		
2-	53.268	127.1	33.816	108.6	1:27.084	8-	Out	127.1	33.431	108.2	4:31.141		
3-	53.716	125.9	33.373	107.5	1:27.089	9-	52.444	128.8	33.096	110.4	1:25.540		
4-	<b>52.296</b>	131.3	<b>32.851</b>	110.7	<b>1:25.147</b>	10-	52.353	130.6	33.565	105.8	1:25.918		
5-	52.698	127.6	33.188	109.5	1:25.886	11-	52.717	130.6	33.096	<b>111.1</b>	1:25.813		
6-	52.552	<b>131.6</b>	32.943	108.4	1:25.495	12-	55.142	128.8	33.875	92.4	1:29.017		
<b>25</b>	<b>Phillip ERWIN</b>										M	IDL (Ireland)	
1-	Out	118.6	34.410	107.0	1:36.022	8-	52.363	126.1	32.863	106.7	1:25.226		
2-	53.171	128.3	33.319	108.9	1:26.490	9-	52.404	125.0	33.149	108.8	1:25.553		
3-	52.879	<b>128.8</b>	33.106	109.1	1:25.985	10-	52.093	127.1	33.200	108.1	1:25.293		
4-	52.579	127.6	33.344	108.1	1:25.923	11-	52.708	121.1	32.723	108.8	1:25.431		
5-	52.460	127.8	32.901	<b>110.4</b>	1:25.361	12-	<b>51.955</b>	122.2	33.026	107.4	1:24.981		
6-	52.189	128.1	<b>32.511</b>	109.5	<b>1:24.700</b>	13-	1:02.894	100.8	In		1:38.905P		
7-	52.304	120.3	33.448	109.1	1:25.752								
<b>33</b>	<b>Paul HUGHES</b>										T	Colin Mitton Racing	
1-	Out	113.6	37.225	109.1	1:39.757	8-	56.555	116.1	37.073	102.9	1:33.628		
2-	57.988	113.2	In		1:37.370P	9-	55.721	121.8	35.355	106.3	1:31.076		
3-	Out	112.6	35.391	109.8	2:41.145	10-	<b>54.602</b>	120.9	<b>34.480</b>	108.8	<b>1:29.082</b>		
4-	54.855	119.8	34.726	108.8	1:29.581	11-	56.695	<b>125.2</b>	34.856	101.5	1:31.551		
5-	55.217	122.9	34.698	<b>110.2</b>	1:29.915	12-	55.572	121.6	34.789	107.0	1:30.361		
6-	54.780	123.1	35.218	103.7	1:29.998	13-	59.305	106.4	In		1:47.626P		
7-	55.438	119.4	35.631	107.4	1:31.069								

Thruxton  
Circuit Length = 2.3560 miles  
Start: 13:45 End: 14:07

Weather / Track : Sunny / Dry

MCRCB BULLETIN TK038

2009 Triumph Triple Challenge  
**QUALIFYING - SECTOR ANALYSIS**

<b>34</b>	<b>Stephanie WADDELOW</b>				M SS Racing / Signal UK						
1-	Out	115.5	39.243	106.2	1:44.600	8-	54.868	115.1	In	1:30.411P	
2-	57.093	122.5	36.794	110.0	1:33.887	9-	Out	124.0	35.234	<b>113.0</b>	2:25.700
3-	55.792	120.3	35.803	111.1	1:31.595	10-	53.273	130.6	34.277	112.4	1:27.550
4-	55.381	125.4	35.112	111.8	1:30.493	11-	<b>53.181</b>	<b>133.7</b>	<b>34.079</b>	110.4	<b>1:27.260</b>
5-	54.452	131.3	34.801	109.8	1:29.253	12-	53.746	126.4	35.134	109.7	1:28.880
6-	54.293	131.1	34.374	108.8	1:28.667	13-	54.172	125.4	35.167	108.6	1:29.339
7-	54.280	122.2	35.166	111.7	1:29.446						
<b>40</b>	<b>Emmet O'GRADY</b>				M Absol Racing						
1-	Out	123.6	35.303	110.6	1:34.836	8-	53.978	133.4	33.659	108.8	1:27.637
2-	53.752	132.1	33.883	112.8	1:27.635	9-	52.552	<b>134.8</b>	32.896	107.7	1:25.448
3-	53.811	132.1	In		1:28.693P	10-	52.185	133.9	32.870	110.4	1:25.055
4-	Out	130.1	33.607	<b>113.7</b>	2:19.723	11-	58.061	124.0	33.848	110.6	1:31.909
5-	52.253	134.5	33.362	111.7	1:25.615	12-	<b>52.096</b>	132.1	33.078	110.9	1:25.174
6-	52.953	132.6	33.355	109.5	1:26.308	13-	53.110	130.6	33.269	110.2	1:26.379
7-	52.786	133.7	33.005	112.0	1:25.791	14-	52.180	132.4	<b>32.469</b>	112.4	<b>1:24.649</b>
<b>46</b>	<b>Rhalf LO TURCO</b>				T Rider Support Serv. / SBK Ltd						
1-	Out	124.3	34.259	111.7	1:30.782	8-	53.440	124.7	33.132	111.3	1:26.572
2-	<b>52.769</b>	<b>131.3</b>	<b>33.110</b>	<b>113.0</b>	<b>1:25.879</b>	9-	52.990	127.8	33.334	108.4	1:26.324
3-	52.811	128.1	33.844	107.2	1:26.655	10-	53.448	125.0	33.296	109.3	1:26.744
4-	53.207	125.4	33.518	108.8	1:26.725	11-	53.172	128.1	33.776	106.2	1:26.948
5-	52.846	124.5	33.564	112.6	1:26.410	12-	53.050	124.7	33.880	109.8	1:26.930
6-	53.265	128.6	33.355	107.5	1:26.620	13-	53.325	128.3	34.338	78.6	1:27.663
7-	53.187	128.3	33.511	108.6	1:26.698						
<b>47</b>	<b>Michael NEAVES</b>				T Team MCN						
1-	Out	108.4	38.936	96.7	1:50.560	7-	Out	124.7	34.020	108.6	3:10.550
2-	58.385	120.1	35.325	106.3	1:33.710	8-	<b>53.653</b>	<b>128.8</b>	33.855	108.4	<b>1:27.508</b>
3-	55.675	124.3	34.808	109.7	1:30.483	9-	54.834	122.7	<b>33.842</b>	108.8	1:28.676
4-	55.282	123.8	34.728	<b>109.8</b>	1:30.010	10-	54.099	127.8	34.117	106.7	1:28.216
5-	55.206	125.4	34.262	108.1	1:29.468	11-	55.874	125.2	34.556	106.2	1:30.430
6-	1:04.221	93.5	In		1:47.108P	12-	54.593	125.7	34.049	106.7	1:28.642
<b>56</b>	<b>Alex OLSEN</b>				M Bob Farnham Tuning						
1-	Out	118.6	37.141	105.7	1:39.010	6-	<b>52.332</b>	130.1	32.875	112.6	<b>1:25.207</b>
2-	54.392	128.6	33.920	107.7	1:28.312	7-	52.856	122.5	33.404	109.7	1:26.260
3-	53.266	128.8	33.401	110.0	1:26.667	8-	52.992	127.8	33.051	110.9	1:26.043
4-	52.355	130.6	32.916	110.0	1:25.271	9-	52.336	<b>130.8</b>	33.141	110.0	1:25.477
5-	52.643	128.3	<b>32.853</b>	<b>113.4</b>	1:25.496	10-	53.178	111.5	In		1:28.622P
<b>69</b>	<b>Brett CARTER</b>				T						
1-	Out	119.0	37.939	107.2	1:40.161	8-	53.299	127.6	34.377	107.4	1:27.676
2-	57.003	120.5	34.961	108.8	1:31.964	9-	55.597	124.0	33.523	109.7	1:29.120
3-	54.842	124.7	34.789	110.9	1:29.631	10-	52.905	<b>129.1</b>	32.965	106.0	1:25.870
4-	53.998	123.6	33.824	111.5	1:27.822	11-	53.622	128.6	33.192	110.0	1:26.814
5-	53.679	122.0	33.560	111.3	1:27.239	12-	52.993	126.1	33.314	110.2	1:26.307
6-	53.384	122.9	33.168	<b>111.7</b>	1:26.552	13-	<b>52.211</b>	<b>129.1</b>	<b>32.770</b>	110.0	<b>1:24.981</b>
7-	53.621	123.1	33.851	110.2	1:27.472	14-	57.749	111.7	In		1:34.220P
<b>70</b>	<b>Adam KEMP</b>				T Halo Leathers						
1-	Out	111.8	38.148	99.3	1:43.224	8-	55.042	127.8	34.591	106.5	1:29.633
2-	58.016	126.6	36.545	106.0	1:34.561	9-	55.164	128.6	34.003	106.9	1:29.167
3-	56.503	128.8	35.201	105.2	1:31.704	10-	55.011	129.3	33.886	108.2	1:28.897
4-	56.740	125.2	35.711	<b>110.0</b>	1:32.451	11-	54.631	<b>129.8</b>	34.567	97.8	1:29.198
5-	56.235	127.3	34.975	107.9	1:31.210	12-	55.028	129.6	<b>33.636</b>	106.7	1:28.664
6-	55.727	129.1	34.877	108.2	1:30.604	13-	<b>54.495</b>	128.1	33.836	106.0	<b>1:28.331</b>
7-	55.774	<b>129.8</b>	34.652	108.1	1:30.426						
<b>71</b>	<b>Allister HAYNES</b>				T Cotswold Style						
1-	Out	123.4	35.168	105.2	1:33.664	8-	59.437	106.9	In		1:37.563P
2-	53.694	123.8	34.270	111.1	1:27.964	9-	Out	117.7	34.578	108.9	2:58.372

Thruxton  
 Circuit Length = 2.3560 miles  
 Start: 13:45 End: 14:07

Weather / Track : Sunny / Dry

# MCRCB BULLETIN TK038

## 2009 Triumph Triple Challenge QUALIFYING - SECTOR ANALYSIS

3-	53.349	127.6	34.156	110.6	1:27.505	10-	53.708	123.4	34.229	109.1	1:27.937
4-	53.182	<b>129.8</b>	35.122	111.1	1:28.304	11-	56.362	125.2	35.198	107.0	1:31.560
5-	<b>52.961</b>	126.1	34.588	109.3	1:27.549	12-	54.185	125.2	34.701	111.7	1:28.886
6-	53.453	126.1	<b>33.948</b>	109.1	<b>1:27.401</b>	13-	53.048	129.3	34.373	<b>112.2</b>	1:27.421
7-	53.776	126.1	34.266	110.9	1:28.042						
<b>72</b>	<b>Paul MARQUES</b>					<b>T</b>					
1-	Out	101.1	42.260	96.1	1:49.459	7-	1:00.867	107.2	38.866	94.8	1:39.733
2-	1:01.394	108.9	39.769	92.1	1:41.163	8-	1:00.227	105.2	39.544	86.3	1:39.771
3-	1:01.098	107.0	39.051	93.5	1:40.149	9-	1:00.972	107.9	<b>38.108</b>	95.9	1:39.080
4-	1:00.441	105.7	40.084	93.6	1:40.525	10-	<b>59.477</b>	<b>109.8</b>	38.927	95.2	<b>1:38.404</b>
5-	1:00.525	103.7	38.580	92.8	1:39.105	11-	1:00.581	107.9	38.361	<b>96.6</b>	1:38.942
6-	1:01.021	104.0	39.214	91.2	1:40.235						
<b>74</b>	<b>Tommy DALE</b>					<b>M Bob Farnham Tuning</b>					
1-	Out	123.1	34.840	108.2	1:33.336	7-	52.345	123.4	33.229	110.7	1:25.574
2-	52.929	128.6	33.846	110.6	1:26.775	8-	52.029	126.9	33.533	110.2	1:25.562
3-	52.077	<b>130.1</b>	33.114	110.7	1:25.191	9-	52.531	127.6	<b>32.548</b>	<b>112.0</b>	1:25.079
4-	51.997	126.9	32.941	111.7	1:24.938	10-	53.950	121.1	33.347	109.8	1:27.297
5-	59.814	64.6	36.314	111.7	1:36.128	11-	<b>51.620</b>	125.9	32.562	111.5	<b>1:24.182</b>
6-	1:02.105	113.4	34.598	110.7	1:36.703	12-	57.890	119.2	In		1:36.464P
<b>78</b>	<b>Ben MILLER</b>					<b>M TPW Racing</b>					
1-	Out	121.4	36.073	110.7	1:36.027	7-	54.121	132.6	33.495	113.5	1:27.616
2-	56.587	129.3	34.139	112.8	1:30.726	8-	54.157	132.1	33.449	113.0	1:27.606
3-	54.564	131.8	33.503	112.6	1:28.067	9-	53.813	131.3	33.244	113.0	1:27.057
4-	54.415	133.2	33.102	113.9	1:27.517	10-	53.278	133.7	<b>32.638</b>	113.7	1:25.916
5-	54.374	131.1	33.513	<b>115.3</b>	1:27.887	11-	<b>52.899</b>	133.7	32.777	113.4	<b>1:25.676</b>
6-	54.087	127.6	33.699	112.6	1:27.786	12-	54.155	<b>133.9</b>	In		1:27.478P
<b>81</b>	<b>Nicholas BLOCKLY</b>					<b>M</b>					
1-	Out	108.6	37.865	104.9	1:48.561	8-	<b>52.525</b>	129.8	<b>32.882</b>	111.3	<b>1:25.407</b>
2-	57.273	125.7	33.720	110.7	1:30.993	9-	54.752	121.8	33.974	110.7	1:28.726
3-	53.517	129.6	33.663	<b>112.6</b>	1:27.180	10-	52.860	130.8	33.068	110.7	1:25.928
4-	52.595	130.3	33.247	112.0	1:25.842	11-	53.158	129.1	In		1:28.055P
5-	52.748	127.8	33.233	112.0	1:25.981	12-	Out	115.3	34.117	110.6	2:31.222
6-	52.865	128.6	33.183	111.5	1:26.048	13-	52.656	<b>132.4</b>	33.027	111.1	1:25.683
7-	53.519	124.3	33.972	111.1	1:27.491						
<b>90</b>	<b>Ricky CHADWICK</b>					<b>T Consensus Racing</b>					
1-	Out	107.9	38.147	101.5	1:43.598	8-	54.537	120.1	35.092	107.4	1:29.629
2-	57.780	111.1	35.979	104.0	1:33.759	9-	53.705	126.9	<b>33.808</b>	108.8	1:27.513
3-	55.593	116.3	35.730	102.1	1:31.323	10-	<b>53.161</b>	<b>127.3</b>	33.873	107.9	<b>1:27.034</b>
4-	55.441	123.8	35.432	104.5	1:30.873	11-	54.658	126.9	34.150	106.2	1:28.808
5-	54.987	120.1	35.595	103.9	1:30.582	12-	53.740	124.0	34.326	106.2	1:28.066
6-	55.323	119.6	35.532	103.4	1:30.855	13-	53.244	125.9	34.441	108.8	1:27.685
7-	54.165	125.9	35.185	<b>109.1</b>	1:29.350	14-	54.549	125.2	35.450	103.6	1:29.999

Thruxton  
Circuit Length = 2.3560 miles  
Start: 13:45 End: 14:07

Weather / Track : Sunny / Dry

# MCRCB BULLETIN TK039

## 2009 Triumph Triple Challenge

### QUALIFYING - SPEED TRAPS

SECTOR 1				SECTOR 2			FINISH LINE		
POS	NO	NAME	MPH	NO	NAME	MPH	NO	NAME	MPH
1	40	Emmet O'GRADY	134.8				78	Ben MILLER	115.3
2	78	Ben MILLER	133.9				20	Jamie DEVINE	114.5
3	34	Stephanie WADDELOW	133.7				40	Emmet O'GRADY	113.7
4	20	Jamie DEVINE	133.4				56	Alex OLSEN	113.4
5	9	Reece ROTHWELL	133.2				10	Lance CAREY	113.2
6	81	Nicholas BLOCKLY	132.4				34	Stephanie WADDELOW	113.0
7	8	Curtis ROTHWELL	131.6				46	Rhalf LO TURCO	113.0
8	22	Duncan KNOX	131.6				9	Reece ROTHWELL	112.6
9	46	Rhalf LO TURCO	131.3				81	Nicholas BLOCKLY	112.6
10	56	Alex OLSEN	130.8				71	Allister HAYNES	112.2
11	10	Lance CAREY	130.6				74	Tommy DALE	112.0
12	74	Tommy DALE	130.1				8	Curtis ROTHWELL	111.8
13	70	Adam KEMP	129.8				69	Brett CARTER	111.7
14	71	Allister HAYNES	129.8				22	Duncan KNOX	111.1
15	69	Brett CARTER	129.1				25	Phillip ERWIN	110.4
16	25	Phillip ERWIN	128.8				33	Paul HUGHES	110.2
17	47	Michael NEAVES	128.8				70	Adam KEMP	110.0
18	7	Luke LAWRENCE	128.6				47	Michael NEAVES	109.8
19	90	Ricky CHADWICK	127.3				90	Ricky CHADWICK	109.1
20	33	Paul HUGHES	125.2				7	Luke LAWRENCE	105.7
21	72	Paul MARQUES	109.8				72	Paul MARQUES	96.6

Weather / Track : Sunny / Dry

www.tsl-timing.com

Thruxton  
Circuit Length = 2.3560 miles  
Start: 13:45 End: 14:07

Printed - 14.08 Saturday, 30 May 2009

# MCRCB BULLETIN TK040

## 2009 Triumph Triple Challenge


### QUALIFYING - BEST SECTORS

SECTOR 1			SECTOR 2			IDEAL / BEST COMPARISON						
POS	NO	NAME	TIME	NO	NAME	TIME	POS	NO	NAME	IDEAL	BEST	DIFF
1	20	DEVINE	51.203	20	DEVINE	32.029	1	20	DEVINE	1:23.232	1:23.232	0.000
2	74	DALE	51.620	10	CAREY	32.312	2	10	CAREY	1:23.975	1:24.204	0.229
3	10	CAREY	51.663	40	O'GRADY	32.469	3	74	DALE	1:24.168	1:24.182	0.014
4	25	ERWIN	51.955	25	ERWIN	32.511	4	25	ERWIN	1:24.466	1:24.700	0.234
5	40	O'GRADY	52.096	74	DALE	32.548	5	40	O'GRADY	1:24.565	1:24.649	0.084
6	69	CARTER	52.211	78	MILLER	32.638	6	69	CARTER	1:24.981	1:24.981	0.000
7	9	ROTHWELL	52.264	69	CARTER	32.770	7	22	KNOX	1:25.147	1:25.147	0.000
8	22	KNOX	52.296	22	KNOX	32.851	8	56	OLSEN	1:25.185	1:25.207	0.022
9	56	OLSEN	52.332	56	OLSEN	32.853	9	9	ROTHWELL	1:25.239	1:25.298	0.059
10	81	BLOCKLY	52.525	81	BLOCKLY	32.882	10	81	BLOCKLY	1:25.407	1:25.407	0.000
11	46	LO TURCO	52.769	9	ROTHWELL	32.975	11	78	MILLER	1:25.537	1:25.676	0.139
12	78	MILLER	52.899	46	LO TURCO	33.110	12	46	LO TURCO	1:25.879	1:25.879	0.000
13	71	HAYNES	52.961	8	ROTHWELL	33.126	13	8	ROTHWELL	1:26.239	1:26.335	0.096
14	8	ROTHWELL	53.113	70	KEMP	33.636	14	71	HAYNES	1:26.909	1:27.401	0.492
15	90	CHADWICK	53.161	90	CHADWICK	33.808	15	90	CHADWICK	1:26.969	1:27.034	0.065
16	34	WADDELOW	53.181	47	NEAVES	33.842	16	34	WADDELOW	1:27.260	1:27.260	0.000
17	47	NEAVES	53.653	71	HAYNES	33.948	17	47	NEAVES	1:27.495	1:27.508	0.013
18	70	KEMP	54.495	34	WADDELOW	34.079	18	70	KEMP	1:28.131	1:28.331	0.200
19	33	HUGHES	54.602	33	HUGHES	34.480	19	33	HUGHES	1:29.082	1:29.082	0.000
20	7	LAWRENCE	57.008	7	LAWRENCE	36.142	20	7	LAWRENCE	1:33.150	1:33.150	0.000
21	72	MARQUES	59.477	72	MARQUES	38.108	21	72	MARQUES	1:37.585	1:38.404	0.819
<b>Perfect lap</b>										<b>1:23.232</b>		

# MCRCB BULLETIN TK041

## 2009 Triumph Triple Challenge

### RACES 1 & 2 - GRID

ROW 6			36	Sean NOICE	72	Paul MARQUES	1:38.404						
ROW 5		7	Luke LAWRENCE	1:33.150	33	Paul HUGHES	1:29.082	70	Adam KEMP	1:28.331	47	Michael NEAVES	1:27.508
ROW 4		71	Allister HAYNES	1:27.401	34	Stephanie WADDELOW	1:27.260	90	Ricky CHADWICK	1:27.034	8	Curtis ROTHWELL	1:26.335
ROW 3		46	Rhalf LO TURCO	1:25.879	78	Ben MILLER	1:25.676	81	Nicholas BLOCKLY	1:25.407	9	Reece ROTHWELL	1:25.298
ROW 2		56	Alex OLSEN	1:25.207	22	Duncan KNOX	1:25.147	69	Brett CARTER	1:24.981	25	Phillip ERWIN	1:24.700
ROW 1		40	Emmet O'GRADY	1:24.649	10	Lance CAREY	1:24.204	74	Tommy DALE	1:24.182	20	Jamie DEVINE	1:23.232
<b>Pole</b>													
													

Thruxton  
Circuit Length = 2.3560 miles

Race Director :	Stewards :	Timekeeper :
-----------------	------------	--------------

# MCRCB BULLETIN TK062

## 2009 Triumph Triple Challenge RACE 1 - CLASSIFICATION

POS	NO	CL	NAME	ENTRY	LAPS	TIME	GAP	DIFF	MPH	BEST	ON
1	10	M	Lance CAREY	Triumph 675 - Aspen Pumps	7	9:49.252			100.75	1:23.200	6
2	40	M	Emmet O'GRADY	Triumph 675 - Absol Racing	7	9:50.207	0.955	0.955	100.59	1:23.354	6
3	56	M	Alex OLSEN	Triumph 675 - Bob FarnhamTuning	7	9:55.643	6.391	5.436	99.67	1:23.820	3
4	25	M	Phillip ERWIN	Triumph 675 - IDL (Ireland)	7	9:56.935	7.683	1.292	99.45	1:23.833	7
5	9	M	Reece ROTHWELL	Triumph 675 - GhostBikes.com	7	9:58.011	8.759	1.076	99.28	1:23.957	3
6	69	T	Brett CARTER	Triumph 675 -	7	9:59.924	10.672	1.913	98.96	1:24.520	5
7	46	T	Rhalf LO TURCO	Triumph 675 - Rider Support Serv. / SBK Lt	7	10:01.629	12.377	1.705	98.68	1:24.267	3
8	8	M	Curtis ROTHWELL	Triumph 675 - GhostBikes.com	7	10:07.992	18.740	6.363	97.65	1:25.100	5
9	71	T	Allister HAYNES	Triumph 675 - Cotswold Style	7	10:08.861	19.609	0.869	97.51	1:25.616	2
10	22	T	Duncan KNOX	Triumph 675 - Level Peaks	6	8:42.771	1 lap	1 lap	97.34	1:25.576	4
11	34	M	Stephanie WADDELOW	Triumph 675 - SS Racing / Signal UK	6	8:52.631	1 lap	9.860	95.54	1:26.700	6
12	90	T	Ricky CHADWICK	Triumph 675 - Consensus Racing	6	8:53.947	1 lap	1.316	95.30	1:27.072	6
13	78	M	Ben MILLER	Triumph 675 - TPW Racing	6	9:06.587	1 lap	12.640	93.10	1:27.169	6
14	70	T	Adam KEMP	Triumph 675 - Halo Leathers	6	9:07.183	1 lap	0.596	93.00	1:29.721	6
15	33	T	Paul HUGHES	Triumph 675 - Colin Mitton Racing	6	9:08.321	1 lap	1.138	92.80	1:29.578	5
16	7	T	Luke LAWRENCE	Triumph 675 - SpookyRacing.co.uk	6	9:22.754	1 lap	14.433	90.42	1:32.479	6
17	72	T	Paul MARQUES	Triumph 675 -	6	9:37.061	1 lap	14.307	88.18	1:34.609	6

### NOT CLASSIFIED

DNF	81	M	Nicholas BLOCKLY	Triumph 675 -	6	8:38.978	1 lap		98.05	1:24.520	6
DNF	20	M	Jamie DEVINE	Triumph 675 - JST Racing	2	2:49.568	5 laps	4 laps	100.03	1:22.745	2
DNF	47	T	Michael NEAVES	Triumph 675 - Team MCN	2	2:59.160	5 laps	9.592	94.68	1:34.102	1
DNF	74	M	Tommy DALE	Triumph 675 - Bob FarnhamTuning	0						

### FASTEST LAP

	20	M	Jamie DEVINE	Triumph 675 - JST Racing	2	1:22.745		102.50 mph		164.96 kph	
	46	T	Rhalf LO TURCO	Triumph 675 - Rider Support Serv. / SBK Lt	3	1:24.267		100.65 mph		161.98 kph	

Weather / Track : Sunny / Dry

These results are provisional until the conclusion of any judicial and technical matters.

Thruxton  
Circuit Length = 2.3560 miles  
Start: 16:33 End: 16:46

Race Director :	Stewards :	Timekeeper :
-----------------	------------	--------------

# MCRCB BULLETIN TK063

## 2009 Triumph Triple Challenge

### RACE 1 - LAP CHART

Lap 1			Lap 2			Lap 3			Lap 4			Lap 5		
No	Behind	Laptime	No	Behind	Laptime	No	Behind	Laptime	No	Behind	Laptime	No	Behind	Laptime
10		1:26.642	20		1:22.745	10		1:23.995	10		1:23.662	10		1:23.817
40	0.180	1:26.822	10	1.509	1:24.435	40	0.310	1:24.083	40	0.344	1:23.696	40	0.791	1:24.264
20	0.181	1:26.823	40	1.731	1:24.477	56	2.131	1:23.820	56	2.466	1:23.997	56	3.505	1:24.856
56	2.352	1:28.994	56	3.815	1:24.389	9	4.246	1:23.957	9	5.072	1:24.488	25	6.284	1:24.268
69	2.842	1:29.484	25	5.445	1:24.935	25	4.827	1:24.886	25	5.833	1:24.668	9	6.335	1:25.080
25	3.436	1:30.078	9	5.793	1:23.989	69	5.792	1:25.122	69	6.950	1:24.820	69	7.653	1:24.520
22	4.125	1:30.767	69	6.174	1:26.258	46	7.307	1:24.267	46	8.819	1:25.174	46	9.795	1:24.793
9	4.730	1:31.372	22	6.918	1:25.719	22	7.718	1:26.304	22	9.632	1:25.576	81	11.907	1:25.611
8	5.178	1:31.820	71	8.308	1:25.616	81	9.050	1:25.300	81	10.113	1:24.725	22	12.006	1:26.191
46	5.239	1:31.881	46	8.544	1:26.231	71	9.487	1:26.683	8	11.445	1:25.296	8	12.728	1:25.100
71	5.618	1:32.260	8	9.055	1:26.803	8	9.811	1:26.260	71	11.793	1:25.968	71	13.923	1:25.947
81	7.084	1:33.726	81	9.254	1:25.096	34	14.981	1:27.464	34	19.486	1:28.167	34	23.380	1:27.711
47	7.460	1:34.102	47	9.592	1:25.058 P	90	16.485	1:28.029	90	20.288	1:27.465	90	24.324	1:27.853
34	7.656	1:34.298	34	13.021	1:28.291	70	22.535	1:30.795	70	28.829	1:29.956	70	34.911	1:29.899
90	8.834	1:35.476	90	13.960	1:28.052	33	23.214	1:30.869	33	29.758	1:30.206	33	35.519	1:29.578
70	10.331	1:36.973	70	17.244	1:29.839	78	28.897	1:28.660	78	33.471	1:28.236	78	36.867	1:27.213
33	10.783	1:37.425	33	17.849	1:29.992	7	29.660	1:33.322	7	38.833	1:32.835	7	47.724	1:32.708
7	11.493	1:38.135	7	21.842	1:33.275	72	36.482	1:35.527	72	48.147	1:35.327	72	59.901	1:35.571
72	13.941	1:40.583	78	25.741	1:30.293									
78	18.374	1:45.016	72	26.459	1:35.444									

# MCRCB BULLETIN TK063

## 2009 Triumph Triple Challenge

### RACE 1 - LAP CHART

Lap 6			Lap 7		
No	Behind	Laptime	No	Behind	Laptime
10		1:23.200	10		1:23.501
40	0.945	1:23.354	40	0.955	1:23.511
56	4.520	1:24.215	56	6.391	1:25.372
25	7.351	1:24.267	25	7.683	1:23.833
9	7.505	1:24.370	9	8.759	1:24.755
69	9.291	1:24.838	69	10.672	1:24.882
46	11.308	1:24.713	46	12.377	1:24.570
81	13.227	1:24.520	8	18.740	1:25.752
8	16.489	1:26.961	71	19.609	1:25.981
22	17.020	1:28.214			
71	17.129	1:26.406			
34	26.880	1:26.700			
90	28.196	1:27.072			
78	40.836	1:27.169			
70	41.432	1:29.721			
33	42.570	1:30.251			
7	57.003	1:32.479			
72	1:11.310	1:34.609			

# MCRCB BULLETIN TK064

## 2009 Triumph Triple Challenge RACE 1 - POSITION CHART

No	Name	Pos	Laps							
			1	2	3	4	5	6	7	
10	Lance CAREY	1	10	20	10	10	10	10	10	10
40	Emmet O'GRADY	2	40	10	40	40	40	40	40	40
20	Jamie DEVINE	3	20	40	56	56	56	56	56	56
56	Alex OLSEN	4	56	56	9	9	25	25	25	25
69	Brett CARTER	5	69	25	25	25	9	9	9	9
25	Phillip ERWIN	6	25	9	69	69	69	69	69	69
22	Duncan KNOX	7	22	69	46	46	46	46	46	46
9	Reece ROTHWELL	8	9	22	22	22	81	81	8	8
8	Curtis ROTHWELL	9	8	71	81	81	22	8	71	71
46	Rhalf LO TURCO	10	46	46	71	8	8	22	22	22
71	Allister HAYNES	11	71	8	8	71	71	71	71	71
81	Nicholas BLOCKLY	12	81	81	34	34	34	34	34	34
47	Michael NEAVES	13	47	47	90	90	90	90	90	90
34	Stephanie WADDELOW	14	34	34	70	70	70	78	78	78
90	Ricky CHADWICK	15	90	90	33	33	33	70	70	70
70	Adam KEMP	16	70	70	78	78	78	33	33	33
33	Paul HUGHES	17	33	33	7	7	7	7	7	7
7	Luke LAWRENCE	18	7	7	72	72	72	72	72	72
72	Paul MARQUES	19	72	78	78	78	78	78	78	78
78	Ben MILLER	20	78	72	72	72	72	72	72	72

Weather / Track : Sunny / Dry

# MCRCB BULLETIN TK065

## 2009 Triumph Triple Challenge RACE 1 - SECTOR ANALYSIS

<b>7</b>	<b>Luke LAWRENCE</b> T SpookyRacing.co.uk										
1-		126.6	36.651	99.9	1:38.135	4-	57.135	<b>126.9</b>	35.700	101.4	1:32.835
2-	57.044	125.0	36.231	<b>102.9</b>	1:33.275	5-	56.701	124.3	36.007	97.3	1:32.708
3-	57.697	125.7	<b>35.625</b>	99.3	1:33.322	6-	<b>56.629</b>	123.4	35.850	101.7	<b>1:32.479</b>
<b>8</b>	<b>Curtis ROTHWELL</b> M GhostBikes.com										
1-		129.6	34.086	108.2	1:31.820	5-	<b>52.210</b>	<b>133.4</b>	32.890	110.0	<b>1:25.100</b>
2-	53.261	129.3	33.542	<b>110.9</b>	1:26.803	6-	53.119	131.6	33.842	109.8	1:26.961
3-	53.023	125.7	33.237	108.4	1:26.260	7-	52.447	129.6	33.305	108.4	1:25.752
4-	52.740	133.2	<b>32.556</b>	110.6	1:25.296						
<b>9</b>	<b>Reece ROTHWELL</b> M GhostBikes.com										
1-		131.1	32.963	105.7	1:31.372	5-	52.208	<b>133.9</b>	32.872	110.9	1:25.080
2-	<b>51.728</b>	133.2	32.261	111.7	1:23.989	6-	51.775	131.8	32.595	110.6	1:24.370
3-	51.740	132.4	<b>32.217</b>	<b>111.8</b>	<b>1:23.957</b>	7-	52.239	133.7	32.516	108.8	1:24.755
4-	51.912	133.4	<b>32.576</b>	110.9	1:24.488						
<b>10</b>	<b>Lance CAREY</b> M Aspen Pumps										
1-		131.6	32.670	107.9	1:26.642	5-	51.632	129.3	32.185	111.7	1:23.817
2-	52.259	<b>132.4</b>	32.176	111.3	1:24.435	6-	51.195	131.3	<b>32.005</b>	110.9	<b>1:23.200</b>
3-	51.749	130.6	32.246	110.6	1:23.995	7-	<b>51.057</b>	131.6	32.444	<b>111.8</b>	1:23.501
4-	51.622	131.6	32.040	111.1	1:23.662						
<b>20</b>	<b>Jamie DEVINE</b> M JST Racing										
1-		133.9	32.715	110.2	1:26.823	2-	<b>51.205</b>	<b>134.5</b>	<b>31.540</b>	<b>112.0</b>	<b>1:22.745</b>
<b>22</b>	<b>Duncan KNOX</b> T Level Peaks										
1-		129.8	33.737	107.2	1:30.767	4-	52.801	128.1	<b>32.775</b>	107.9	<b>1:25.576</b>
2-	52.782	128.6	32.937	108.4	1:25.719	5-	<b>52.711</b>	128.6	33.480	107.9	1:26.191
3-	53.007	128.1	33.297	108.2	1:26.304	6-	54.628	128.8	33.586	<b>108.6</b>	1:28.214
<b>25</b>	<b>Phillip ERWIN</b> M IDL (Ireland)										
1-		127.6	33.382	109.1	1:30.078	5-	51.959	127.8	<b>32.309</b>	108.2	1:24.268
2-	52.356	128.8	32.579	108.2	1:24.935	6-	51.676	128.8	32.591	108.4	1:24.267
3-	52.278	<b>129.3</b>	32.608	109.5	1:24.886	7-	<b>51.516</b>	128.6	32.317	<b>109.8</b>	<b>1:23.833</b>
4-	52.232	128.1	32.436	108.4	1:24.668						
<b>33</b>	<b>Paul HUGHES</b> T Colin Mitton Racing										
1-		127.1	35.366	102.9	1:37.425	4-	55.869	125.9	34.337	108.2	1:30.206
2-	55.418	<b>127.3</b>	34.574	108.1	1:29.992	5-	55.312	121.8	<b>34.266</b>	107.5	<b>1:29.578</b>
3-	56.444	126.1	34.425	<b>109.7</b>	1:30.869	6-	55.444	120.7	34.807	104.7	1:30.251
<b>34</b>	<b>Stephanie WADDELOW</b> M SS Racing / Signal UK										
1-		128.6	34.776	106.7	1:34.298	4-	53.764	128.8	34.403	108.2	1:28.167
2-	53.864	129.1	34.427	106.7	1:28.291	5-	53.355	128.1	34.356	106.2	1:27.711
3-	53.606	130.3	33.858	110.4	1:27.464	6-	53.287	<b>131.6</b>	<b>33.413</b>	<b>111.7</b>	<b>1:26.700</b>
<b>40</b>	<b>Emmet O'GRADY</b> M Absol Racing										
1-		135.3	32.334	110.6	1:26.822	5-	51.512	133.9	32.752	110.9	1:24.264
2-	52.162	134.2	32.315	111.8	1:24.477	6-	<b>51.240</b>	135.6	<b>32.114</b>	111.1	<b>1:23.354</b>
3-	51.626	134.2	32.457	110.2	1:24.083	7-	51.259	<b>137.0</b>	32.252	110.7	1:23.511
4-	51.455	134.8	32.241	<b>112.2</b>	1:23.696						
<b>46</b>	<b>Rhalf LO TURCO</b> T Rider Support Serv. / SBK Ltd										
1-		129.6	33.194	103.7	1:31.881	5-	52.360	132.6	32.433	111.1	1:24.793
2-	53.305	132.4	32.926	<b>114.1</b>	1:26.231	6-	52.156	<b>135.3</b>	32.557	111.8	1:24.713
3-	52.166	133.2	<b>32.101</b>	111.5	<b>1:24.267</b>	7-	<b>52.094</b>	132.9	32.476	111.1	1:24.570
4-	52.390	133.4	32.784	111.5	1:25.174						
<b>47</b>	<b>Michael NEAVES</b> T Team MCN										
1-		126.9	<b>34.447</b>	<b>107.7</b>	<b>1:34.102</b>	2-	<b>52.823</b>	<b>131.3</b>	In		1:25.058P

Thruxton  
Circuit Length = 2.3560 miles  
Start: 16:33 End: 16:46

Weather / Track : Sunny / Dry

# MCRCB BULLETIN TK065

## 2009 Triumph Triple Challenge RACE 1 - SECTOR ANALYSIS

<b>56</b>	<b>Alex OLSEN</b>				M		Bob Farnham Tuning				
1-		129.6	32.471	109.8	1:28.994	5-	52.070	125.0	32.786	107.5	1:24.856
2-	52.002	131.8	32.387	110.4	1:24.389	6-	<b>51.661</b>	130.6	32.554	110.9	1:24.215
3-	51.740	<b>132.4</b>	<b>32.080</b>	<b>111.7</b>	<b>1:23.820</b>	7-	52.170	130.1	33.202	108.1	1:25.372
4-	51.792	131.8	32.205	110.7	1:23.997						
<b>69</b>	<b>Brett CARTER</b>				T						
1-		129.8	33.183	107.2	1:29.484	5-	52.142	130.8	32.378	<b>110.7</b>	<b>1:24.520</b>
2-	53.234	126.4	33.024	107.2	1:26.258	6-	52.200	130.3	32.638	110.4	1:24.838
3-	52.388	130.8	32.734	109.7	1:25.122	7-	<b>52.136</b>	<b>132.1</b>	32.746	108.6	1:24.882
4-	52.509	129.1	<b>32.311</b>	110.6	1:24.820						
<b>70</b>	<b>Adam KEMP</b>				T		Halo Leathers				
1-		125.9	35.421	105.8	1:36.973	4-	56.013	125.9	<b>33.943</b>	108.6	1:29.956
2-	55.223	129.1	34.616	108.1	1:29.839	5-	55.797	129.6	34.102	108.6	1:29.899
3-	56.425	122.2	34.370	<b>109.3</b>	1:30.795	6-	55.369	129.1	34.352	<b>109.3</b>	<b>1:29.721</b>
<b>71</b>	<b>Allister HAYNES</b>				T		Cotswold Style				
1-		129.6	33.900	<b>111.3</b>	1:32.260	5-	52.448	<b>132.9</b>	33.499	109.1	1:25.947
2-	<b>52.159</b>	131.6	33.457	110.4	<b>1:25.616</b>	6-	52.696	131.1	33.710	109.5	1:26.406
3-	53.022	130.8	33.661	109.5	1:26.683	7-	52.468	129.6	33.513	107.4	1:25.981
4-	52.589	130.8	<b>33.379</b>	110.6	1:25.968						
<b>72</b>	<b>Paul MARQUES</b>				T						
1-		118.6	36.988	93.9	1:40.583	4-	58.312	115.5	37.015	99.9	1:35.327
2-	58.140	<b>121.4</b>	37.304	95.5	1:35.444	5-	58.204	116.9	37.367	<b>102.0</b>	1:35.571
3-	58.092	116.3	37.435	101.1	1:35.527	6-	<b>57.864</b>	120.5	<b>36.745</b>	99.7	<b>1:34.609</b>
<b>78</b>	<b>Ben MILLER</b>				M		TPW Racing				
1-		130.8	36.595	103.2	1:45.016	4-	54.822	133.7	33.414	112.2	1:28.236
2-	56.340	132.9	33.953	112.4	1:30.293	5-	53.949	133.7	33.264	<b>113.4</b>	1:27.213
3-	55.513	134.2	<b>33.147</b>	111.1	1:28.660	6-	<b>53.858</b>	<b>135.3</b>	33.311	111.8	<b>1:27.169</b>
<b>81</b>	<b>Nicholas BLOCKLY</b>				M						
1-		128.8	33.711	110.7	1:33.726	4-	52.286	130.8	<b>32.439</b>	110.7	1:24.725
2-	52.327	131.3	32.769	<b>112.2</b>	1:25.096	5-	52.406	129.3	33.205	108.8	1:25.611
3-	52.675	130.8	32.625	111.3	1:25.300	6-	<b>51.879</b>	131.6	32.641	112.0	<b>1:24.520</b>
<b>90</b>	<b>Ricky CHADWICK</b>				T		Consensus Racing				
1-		124.7	35.031	102.9	1:35.476	4-	53.448	129.8	34.017	106.2	1:27.465
2-	53.705	<b>130.6</b>	34.347	105.2	1:28.052	5-	53.611	125.2	34.242	106.0	1:27.853
3-	53.790	128.1	34.239	105.8	1:28.029	6-	53.279	122.2	<b>33.793</b>	<b>107.4</b>	<b>1:27.072</b>

Thruxton  
Circuit Length = 2.3560 miles  
Start: 16:33 End: 16:46

Weather / Track : Sunny / Dry

# MCRCB BULLETIN TK066

## 2009 Triumph Triple Challenge

### RACE 1 - SPEED TRAPS

SECTOR 1				SECTOR 2			FINISH LINE		
POS	NO	NAME	MPH	NO	NAME	MPH	NO	NAME	MPH
1	40	Emmet O'GRADY	137.0				46	Rhalf LO TURCO	114.1
2	46	Rhalf LO TURCO	135.3				78	Ben MILLER	113.4
3	78	Ben MILLER	135.3				40	Emmet O'GRADY	112.2
4	20	Jamie DEVINE	134.5				81	Nicholas BLOCKLY	112.2
5	9	Reece ROTHWELL	133.9				20	Jamie DEVINE	112.0
6	8	Curtis ROTHWELL	133.4				9	Reece ROTHWELL	111.8
7	71	Allister HAYNES	132.9				10	Lance CAREY	111.8
8	81	Nicholas BLOCKLY	132.6				34	Stephanie WADDELOW	111.7
9	10	Lance CAREY	132.4				56	Alex OLSEN	111.7
10	56	Alex OLSEN	132.4				71	Allister HAYNES	111.3
11	69	Brett CARTER	132.1				8	Curtis ROTHWELL	110.9
12	34	Stephanie WADDELOW	131.6				69	Brett CARTER	110.7
13	47	Michael NEAVES	131.3				25	Phillip ERWIN	109.8
14	22	Duncan KNOX	131.1				33	Paul HUGHES	109.7
15	90	Ricky CHADWICK	130.6				70	Adam KEMP	109.3
16	70	Adam KEMP	130.3				22	Duncan KNOX	108.6
17	25	Phillip ERWIN	129.3				47	Michael NEAVES	107.7
18	33	Paul HUGHES	127.3				90	Ricky CHADWICK	107.4
19	7	Luke LAWRENCE	126.9				7	Luke LAWRENCE	102.9
20	72	Paul MARQUES	121.4				72	Paul MARQUES	102.0

Weather / Track : Sunny / Dry

www.tsl-timing.com

Thruxton  
Circuit Length = 2.3560 miles  
Start: 16:33 End: 16:46

Printed - 16.50 Saturday, 30 May 2009

# MCRCB BULLETIN TK067

## 2009 Triumph Triple Challenge


### RACE 1 - BEST SECTORS

SECTOR 1			SECTOR 2			IDEAL / BEST COMPARISON						
POS	NO	NAME	TIME	NO	NAME	TIME	POS	NO	NAME	IDEAL	BEST	DIFF
1	10	CAREY	51.057	20	DEVINE	31.540	1	20	DEVINE	1:22.745	1:22.745	0.000
2	20	DEVINE	51.205	10	CAREY	32.005	2	10	CAREY	1:23.062	1:23.200	0.138
3	40	O'GRADY	51.240	56	OLSEN	32.080	3	40	O'GRADY	1:23.354	1:23.354	0.000
4	25	ERWIN	51.516	46	LO TURCO	32.101	4	56	OLSEN	1:23.741	1:23.820	0.079
5	56	OLSEN	51.661	40	O'GRADY	32.114	5	25	ERWIN	1:23.825	1:23.833	0.008
6	9	ROTHWELL	51.728	9	ROTHWELL	32.217	6	9	ROTHWELL	1:23.945	1:23.957	0.012
7	81	BLOCKLY	51.879	25	ERWIN	32.309	7	46	LO TURCO	1:24.195	1:24.267	0.072
8	46	LO TURCO	52.094	69	CARTER	32.311	8	81	BLOCKLY	1:24.318	1:24.520	0.202
9	69	CARTER	52.136	81	BLOCKLY	32.439	9	69	CARTER	1:24.447	1:24.520	0.073
10	71	HAYNES	52.159	8	ROTHWELL	32.556	10	8	ROTHWELL	1:24.766	1:25.100	0.334
11	8	ROTHWELL	52.210	22	KNOX	32.775	11	22	KNOX	1:25.486	1:25.576	0.090
12	22	KNOX	52.711	78	MILLER	33.147	12	71	HAYNES	1:25.538	1:25.616	0.078
13	47	NEAVES	52.823	71	HAYNES	33.379	13	34	WADDELOW	1:26.370	1:26.700	0.330
14	34	WADDELOW	52.957	34	WADDELOW	33.413	14	90	CHADWICK	1:26.761	1:27.072	0.311
15	90	CHADWICK	52.968	90	CHADWICK	33.793	15	78	MILLER	1:27.005	1:27.169	0.164
16	78	MILLER	53.858	70	KEMP	33.943	16	47	NEAVES	1:27.270	1:34.102	6.832
17	33	HUGHES	54.296	33	HUGHES	34.266	17	70	KEMP	1:28.264	1:29.721	1.457
18	70	KEMP	54.321	47	NEAVES	34.447	18	33	HUGHES	1:28.562	1:29.578	1.016
19	7	LAWRENCE	56.629	7	LAWRENCE	35.625	19	7	LAWRENCE	1:32.254	1:32.479	0.225
20	72	MARQUES	57.864	72	MARQUES	36.745	20	72	MARQUES	1:34.609	1:34.609	0.000
<b>Perfect lap</b>										<b>1:22.597</b>		

# MCRCB BULLETIN TK081

## 2009 Triumph Triple Challenge

### RACE 2 - GRID - AMENDED

ROW 5	36 Sean NOICE	1:38.404	72 Paul MARQUES	1:33.150	7 Luke LAWRENCE	1:29.082	33 Paul HUGHES
ROW 4	70 Adam KEMP	1:28.331	71 Allister HAYNES	1:27.401	34 Stephanie WADDELOW	1:27.260	90 Ricky CHADWICK
ROW 3	8 Curtis ROTHWELL	1:26.335	46 Rhalf LO TURCO	1:25.879	78 Ben MILLER	1:25.676	9 Reece ROTHWELL
ROW 2	56 Alex OLSEN	1:25.207	22 Duncan KNOX	1:25.147	69 Brett CARTER	1:24.981	25 Phillip ERWIN
ROW 1	40 Emmet O'GRADY	1:24.649	10 Lance CAREY	1:24.204	74 Tommy DALE	1:24.182	20 Jamie DEVINE
<b>Pole</b>							
							

Thruxton  
Circuit Length = 2.3560 miles

**These results are provisional until the conclusion of any judicial and technical matters.**

Race Director :

Stewards :

Timekeeper :

# MCRCB BULLETIN TK109

## 2009 Triumph Triple Challenge RACE 2 - CLASSIFICATION

POS	NO	CL	NAME	ENTRY	LAPS	TIME	GAP	DIFF	MPH	BEST	ON
1	40	M	<b>Emmet O'GRADY</b>	Triumph 675 - Absol Racing	10	14:16.342			99.04	1:22.864	7
2	56	M	<b>Alex OLSEN</b>	Triumph 675 - Bob FarnhamTuning	10	14:16.538	<b>0.196</b>	0.196	99.02	1:22.722	7
3	9	M	<b>Reece ROTHWELL</b>	Triumph 675 - GhostBikes.com	10	14:17.894	<b>1.552</b>	1.356	98.86	1:23.292	6
4	10	M	<b>Lance CAREY</b>	Triumph 675 - Aspen Pumps	10	14:18.622	<b>2.280</b>	0.728	98.78	1:23.149	9
5	69	M	<b>Brett CARTER</b>	Triumph 675 -	10	14:34.174	<b>17.832</b>	15.552	97.02	1:25.013	7
6	78	M	<b>Ben MILLER</b>	Triumph 675 - TPW Racing	10	14:34.327	<b>17.985</b>	0.153	97.00	1:25.116	6
7	46	T	<b>Rhalf LO TURCO</b>	Triumph 675 - Rider Support Serv. / SBK Lt	10	14:34.843	<b>18.501</b>	0.516	96.94	1:24.564	3
8	22	T	<b>Duncan KNOX</b>	Triumph 675 - Level Peaks	10	14:35.380	<b>19.038</b>	0.537	96.89	1:24.887	10
9	8	M	<b>Curtis ROTHWELL</b>	Triumph 675 - GhostBikes.com	10	14:35.546	<b>19.204</b>	0.166	96.87	1:24.489	6
10	34	M	<b>Stephanie WADDELOW</b>	Triumph 675 - SS Racing / Signal UK	10	14:39.511	<b>23.169</b>	3.965	96.43	1:25.072	7
11	70	T	<b>Adam KEMP</b>	Triumph 675 - Halo Leathers	10	14:58.628	<b>42.286</b>	19.117	94.38	1:27.804	10
12	7	T	<b>Luke LAWRENCE</b>	Triumph 675 - SpookyRacing.co.uk	10	15:17.670	<b>1:01.328</b>	19.042	92.42	1:29.489	10
13	33	T	<b>Paul HUGHES</b>	Triumph 675 - Colin Mitton Racing	10	15:18.302	<b>1:01.960</b>	0.632	92.36	1:28.745	10
14	36	T	<b>Sean NOICE</b>	Triumph 675 - Clan Ceramics Ltd	10	15:44.034	<b>1:27.692</b>	25.732	89.84	1:30.120	3
15	72	T	<b>Paul MARQUES</b>	Triumph 675 -	9	14:42.584	<b>1 lap</b>	1 lap	86.48	1:35.006	7
NOT CLASSIFIED											
DNF	20	M	<b>Jamie DEVINE</b>	Triumph 675 - JST Racing	3	4:30.205	<b>7 laps</b>	6 laps	94.16	1:24.143	3
DNF	25	M	<b>Phillip ERWIN</b>	Triumph 675 - IDL (Ireland)	3	4:31.413	<b>7 laps</b>	1.208	93.74	1:24.335	3
DNF	71	T	<b>Allister HAYNES</b>	Triumph 675 - Cotswold Style	0						
DNF	90	T	<b>Ricky CHADWICK</b>	Triumph 675 - Consensus Racing	0						
FASTEST LAP											
	56	M	<b>Alex OLSEN</b>	Triumph 675 - Bob FarnhamTuning	7	1:22.722		102.53 mph		165.00 kph	
	46	T	<b>Rhalf LO TURCO</b>	Triumph 675 - Rider Support Serv. / SBK Lt	3	1:24.564		100.29 mph		161.41 kph	

Weather / Track : Sunny / Dry

These results are provisional until the conclusion of any judicial and technical matters.

Thruxton  
Circuit Length = 2.3560 miles  
Start: 12:02 End: 12:18

Race Director :	Stewards :	Timekeeper :
-----------------	------------	--------------

# MCRCB BULLETIN TK110

## 2009 Triumph Triple Challenge

### RACE 2 - LAP CHART

Lap 1			Lap 2			Lap 3			Lap 4			Lap 5		
No	Behind	Laptime	No	Behind	Laptime	No	Behind	Laptime	No	Behind	Laptime	No	Behind	Laptime
10		1:30.676	10		1:35.131	20		1:24.143	40		1:24.540	40		1:24.524
20	0.357	1:31.033	20	0.255	1:35.029	10	0.117	1:24.515	10	0.323	1:25.041	56	0.888	1:23.838
40	2.420	1:33.096	40	0.656	1:33.367	40	0.295	1:24.037	9	1.519	1:24.499	9	1.182	1:24.187
25	2.748	1:33.424	25	1.271	1:33.654	25	1.208	1:24.335	56	1.574	1:23.329	10	1.314	1:25.515
9	3.203	1:33.879	9	1.629	1:33.557	9	1.855	1:24.624	46	3.413	1:25.327	46	4.787	1:25.898
56	4.333	1:35.009	69	2.409	1:33.206	46	2.921	1:24.564	69	4.175	1:25.492	69	5.139	1:25.488
69	4.334	1:35.010	46	2.755	1:33.340	56	3.080	1:23.882	22	6.268	1:26.148	78	7.644	1:25.156
46	4.546	1:35.222	22	3.146	1:32.895	69	3.518	1:25.507	78	7.012	1:25.976	22	7.989	1:26.245
22	5.382	1:36.058	56	3.596	1:34.394	22	4.955	1:26.207	8	9.570	1:26.385	8	10.334	1:25.288
78	5.638	1:36.314	78	4.130	1:33.623	78	5.871	1:26.139	34	9.958	1:26.182	34	11.016	1:25.582
8	6.786	1:37.462	8	5.254	1:33.599	8	8.020	1:27.164	70	14.578	1:28.592	70	17.892	1:27.838
34	7.136	1:37.812	34	5.385	1:33.380	34	8.611	1:27.624	7	20.565	1:30.896	7	27.092	1:31.051
70	7.499	1:38.175	70	6.633	1:34.265	70	10.821	1:28.586	33	20.932	1:30.953	33	27.467	1:31.059
7	8.077	1:38.753	7	8.029	1:35.083	7	14.504	1:30.873	36	22.990	1:32.963	P 36	46.247	1:47.781
33	9.793	1:40.469	33	8.793	1:34.131	33	14.814	1:30.419	72	42.176	1:37.437	72	53.612	1:35.960
36	10.096	1:40.772	36	9.140	1:34.175	36	14.862	1:30.120						
72	13.378	1:44.054	72	16.296	1:38.049	72	29.574	1:37.676						

# MCRCB BULLETIN TK110

## 2009 Triumph Triple Challenge

### RACE 2 - LAP CHART

Lap 6			Lap 7			Lap 8			Lap 9			Lap 10		
No	Behind	Laptime	No	Behind	Laptime	No	Behind	Laptime	No	Behind	Laptime	No	Behind	Laptime
56		1:22.785	56		1:22.722	56		1:23.201	40		1:23.351	40		1:23.428
40	0.207	1:23.880	40	0.349	1:22.864	40	0.403	1:23.255	56	0.051	1:23.805	56	0.196	1:23.573
9	0.801	1:23.292	9	1.500	1:23.421	9	1.995	1:23.696	9	1.631	1:23.390	9	1.552	1:23.349
10	1.526	1:23.885	10	2.287	1:23.483	10	3.091	1:24.005	10	2.486	1:23.149	10	2.280	1:23.222
46	7.324	1:26.210	46	10.218	1:25.616	46	12.628	1:25.611	72	1 LAP	1:39.226	69	17.832	1:26.021
69	8.112	1:26.646	69	10.403	1:25.013	69	13.332	1:26.130	69	15.239	1:25.661	78	17.985	1:25.378
78	9.087	1:25.116	78	11.898	1:25.533	78	14.137	1:25.440	46	15.837	1:26.963	46	18.501	1:26.092
22	10.285	1:25.969	22	13.344	1:25.781	8	15.884	1:25.459	78	16.035	1:25.652	22	19.038	1:24.887
8	11.150	1:24.489	8	13.626	1:25.198	22	16.018	1:25.875	8	16.877	1:24.747	8	19.204	1:25.755
34	13.156	1:25.813	34	15.506	1:25.072	34	17.551	1:25.246	22	17.579	1:25.315	34	23.169	1:26.790
70	22.468	1:28.249	70	28.092	1:28.346	70	33.134	1:28.243	34	19.807	1:26.010	72	1 LAP	1:39.631
7	34.517	1:31.098	7	42.616	1:30.821	7	49.237	1:29.822	70	37.910	1:28.530	70	42.286	1:27.804
33	35.020	1:31.226	33	43.583	1:31.285	33	50.446	1:30.064	7	55.267	1:29.784	7	1:01.328	1:29.489
36	53.482	1:30.908	36	1:02.181	1:31.421	36	1:10.211	1:31.231	33	56.643	1:29.951	33	1:01.960	1:28.745
72	1:05.484	1:35.545	72	1:17.768	1:35.006				36	1:18.379	1:31.922	36	1:27.692	1:32.741

# MCRCB BULLETIN TK111

## 2009 Triumph Triple Challenge RACE 2 - POSITION CHART

No	Name	Pos	Laps									
			1	2	3	4	5	6	7	8	9	10
10	Lance CAREY	1	10	10	20	40	40	56	56	56	40	40
20	Jamie DEVINE	2	20	20	10	10	56	40	40	40	56	56
40	Emmet O'GRADY	3	40	40	40	9	9	9	9	9	9	9
25	Phillip ERWIN	4	25	25	25	56	10	10	10	10	10	10
9	Reece ROTHWELL	5	9	9	9	46	46	46	46	46	69	69
56	Alex OLSEN	6	56	69	46	69	69	69	69	69	46	78
69	Brett CARTER	7	69	46	56	22	78	78	78	78	78	46
46	Rhalf LO TURCO	8	46	22	69	78	22	22	22	8	8	22
22	Duncan KNOX	9	22	56	22	8	8	8	8	22	22	8
78	Ben MILLER	10	78	78	78	34	34	34	34	34	34	34
8	Curtis ROTHWELL	11	8	8	8	70	70	70	70	70	70	70
34	Stephanie WADDELOW	12	34	34	34	7	7	7	7	7	7	7
70	Adam KEMP	13	70	70	70	33	33	33	33	33	33	33
7	Luke LAWRENCE	14	7	7	7	36	36	36	36	36	36	36
33	Paul HUGHES	15	33	33	33	72	72	72	72	72	72	72
36	Sean NOICE	16	36	36	36							
72	Paul MARQUES	17	72	72	72							

# MCRCB BULLETIN TK112

## 2009 Triumph Triple Challenge RACE 2 - SECTOR ANALYSIS

<b>7</b>	<b>Luke LAWRENCE</b> T SpookyRacing.co.uk										
1-		<b>129.6</b>	38.523	70.3	1:38.753	6-	55.708	124.7	35.390	98.1	1:31.098
2-	58.923	128.8	36.160	107.0	1:35.083	7-	55.579	129.1	35.242	105.0	1:30.821
3-	55.194	127.3	35.679	101.2	1:30.873	8-	54.964	<b>129.6</b>	<b>34.858</b>	107.5	1:29.822
4-	55.449	127.1	35.447	103.9	1:30.896	9-	54.855	129.1	34.929	<b>107.7</b>	1:29.784
5-	55.270	126.6	35.781	97.5	1:31.051	10-	<b>54.594</b>	<b>129.6</b>	34.895	<b>107.7</b>	<b>1:29.489</b>
<b>8</b>	<b>Curtis ROTHWELL</b> M GhostBikes.com										
1-		<b>133.2</b>	39.062	68.2	1:37.462	6-	<b>51.648</b>	<b>133.2</b>	32.841	<b>112.4</b>	<b>1:24.489</b>
2-	57.323	125.4	36.276	100.6	1:33.599	7-	51.941	129.8	33.257	108.9	1:25.198
3-	53.238	132.9	33.926	108.1	1:27.164	8-	52.532	130.3	32.927	108.6	1:25.459
4-	52.849	<b>133.2</b>	33.536	109.5	1:26.385	9-	52.040	132.1	<b>32.707</b>	111.7	1:24.747
5-	52.136	127.6	33.152	110.4	1:25.288	10-	52.128	130.8	33.627	111.1	1:25.755
<b>9</b>	<b>Reece ROTHWELL</b> M GhostBikes.com										
1-		<b>136.7</b>	37.785	78.8	1:33.879	6-	<b>50.811</b>	133.7	32.481	111.8	<b>1:23.292</b>
2-	55.118	96.4	38.439	111.3	1:33.557	7-	51.167	135.0	<b>32.254</b>	111.1	1:23.421
3-	51.939	134.5	32.685	111.3	1:24.624	8-	51.050	135.3	32.646	110.6	1:23.696
4-	51.762	133.2	32.737	111.7	1:24.499	9-	51.046	135.6	32.344	111.5	1:23.390
5-	51.274	131.8	32.913	<b>112.6</b>	1:24.187	10-	51.060	134.5	32.289	111.7	1:23.349
<b>10</b>	<b>Lance CAREY</b> M Aspen Pumps										
1-		129.6	35.732	82.0	1:30.676	6-	51.596	<b>133.7</b>	32.289	110.7	1:23.885
2-	57.151	100.6	37.980	110.0	1:35.131	7-	51.192	133.4	32.291	110.7	1:23.483
3-	51.425	130.8	33.090	107.2	1:24.515	8-	51.473	132.1	32.532	110.2	1:24.005
4-	52.030	129.6	33.011	108.6	1:25.041	9-	<b>50.872</b>	<b>133.7</b>	<b>32.277</b>	110.6	<b>1:23.149</b>
5-	52.360	131.6	33.155	109.3	1:25.515	10-	50.909	132.1	32.313	<b>111.8</b>	1:23.222
<b>20</b>	<b>Jamie DEVINE</b> M JST Racing										
1-		129.3	35.965	81.9	1:31.033	3-	<b>51.171</b>	<b>134.2</b>	<b>32.972</b>	<b>109.7</b>	<b>1:24.143</b>
2-	56.993	99.0	38.036	109.5	1:35.029						
<b>22</b>	<b>Duncan KNOX</b> T Level Peaks										
1-		<b>133.2</b>	39.400	75.1	1:36.058	6-	52.560	131.6	33.409	109.7	1:25.969
2-	56.368	128.3	36.527	109.5	1:32.895	7-	52.602	131.6	<b>33.179</b>	109.1	1:25.781
3-	52.646	125.4	33.561	109.1	1:26.207	8-	52.586	128.3	33.289	<b>110.7</b>	1:25.875
4-	52.618	130.3	33.530	109.1	1:26.148	9-	52.103	<b>133.2</b>	33.212	109.8	1:25.315
5-	52.752	130.1	33.493	109.8	1:26.245	10-	<b>51.538</b>	130.6	33.349	110.2	<b>1:24.887</b>
<b>25</b>	<b>Phillip ERWIN</b> M IDL (Ireland)										
1-		<b>131.8</b>	37.918	81.2	1:33.424	3-	<b>51.496</b>	<b>131.8</b>	<b>32.839</b>	106.3	<b>1:24.335</b>
2-	55.291	93.1	38.363	<b>109.5</b>	1:33.654						
<b>33</b>	<b>Paul HUGHES</b> T Colin Mitton Racing										
1-		118.8	38.720	75.3	1:40.469	6-	55.770	125.4	35.456	102.9	1:31.226
2-	57.783	118.4	36.348	103.1	1:34.131	7-	55.569	123.6	35.716	105.3	1:31.285
3-	54.713	<b>126.6</b>	35.706	103.1	1:30.419	8-	54.948	118.6	35.116	101.8	1:30.064
4-	55.914	122.7	35.039	106.5	1:30.953	9-	55.077	120.9	34.874	<b>107.2</b>	1:29.951
5-	55.211	126.4	35.848	99.7	1:31.059	10-	<b>53.982</b>	123.4	<b>34.763</b>	104.7	<b>1:28.745</b>
<b>34</b>	<b>Stephanie WADDELOW</b> M SS Racing / Signal UK										
1-		128.3	38.782	69.7	1:37.812	6-	52.105	<b>132.9</b>	33.708	110.6	1:25.813
2-	57.539	131.6	35.841	103.7	1:33.380	7-	<b>51.744</b>	131.6	33.328	112.0	<b>1:25.072</b>
3-	53.369	131.1	34.255	108.2	1:27.624	8-	51.943	132.6	<b>33.303</b>	111.5	1:25.246
4-	52.542	132.1	33.640	109.7	1:26.182	9-	52.352	132.1	33.658	107.5	1:26.010
5-	52.064	129.8	33.518	<b>112.8</b>	1:25.582	10-	52.727	123.1	34.063	108.8	1:26.790
<b>36</b>	<b>Sean NOICE</b> T Clan Ceramics Ltd										
1-		118.6	38.713	75.9	1:40.772	6-	55.434	120.7	35.474	104.2	1:30.908
2-	57.672	116.7	36.503	102.3	1:34.175	7-	55.576	115.5	35.845	<b>104.5</b>	1:31.421
3-	<b>54.705</b>	<b>125.7</b>	<b>35.415</b>	100.5	<b>1:30.120</b>	8-	55.582	115.5	35.649	104.2	1:31.231
4-	56.159	118.1	In		1:32.963P	9-	55.714	116.3	36.208	102.6	1:31.922
5-	Out	118.8	35.619	104.4	1:47.781	10-	56.005	116.7	36.736	99.6	1:32.741

Thruxton  
Circuit Length = 2.3560 miles  
Start: 12:02 End: 12:18

Weather / Track : Sunny / Dry

# MCRCB BULLETIN TK112

## 2009 Triumph Triple Challenge RACE 2 - SECTOR ANALYSIS

<b>40</b>	<b>Emmet O'GRADY</b>				M Absol Racing						
1-		131.1	37.948	75.5	1:33.096	6-	51.581	135.8	32.299	110.0	1:23.880
2-	55.441	90.8	37.926	110.7	1:33.367	7-	<b>50.874</b>	133.2	<b>31.990</b>	110.7	<b>1:22.864</b>
3-	51.122	137.0	32.915	109.7	1:24.037	8-	50.892	135.8	32.363	110.4	1:23.255
4-	51.834	133.4	32.706	109.5	1:24.540	9-	51.032	<b>137.8</b>	32.319	111.1	1:23.351
5-	51.966	135.0	32.558	108.9	1:24.524	10-	51.084	135.8	32.344	<b>112.4</b>	1:23.428
<b>46</b>	<b>Rhalf LO TURCO</b>				T Rider Support Serv. / SBK Ltd						
1-		131.6	38.932	75.9	1:35.222	6-	52.709	<b>132.4</b>	33.501	110.6	1:26.210
2-	55.441	107.7	37.899	110.7	1:33.340	7-	52.506	129.1	33.110	109.5	1:25.616
3-	<b>51.773</b>	131.6	<b>32.791</b>	109.7	<b>1:24.564</b>	8-	52.221	129.1	33.390	109.3	1:25.611
4-	52.134	130.1	33.193	109.8	1:25.327	9-	52.858	131.8	34.105	111.5	1:26.963
5-	52.365	131.8	33.533	110.2	1:25.898	10-	52.331	129.3	33.761	<b>112.0</b>	1:26.092
<b>56</b>	<b>Alex OLSEN</b>				M Bob Farnham Tuning						
1-		135.0	37.765	71.9	1:35.009	6-	50.560	135.3	32.225	111.3	1:22.785
2-	57.942	123.1	36.452	106.7	1:34.394	7-	<b>50.410</b>	134.8	32.312	110.2	<b>1:22.722</b>
3-	51.490	<b>136.4</b>	32.392	109.8	1:23.882	8-	50.714	133.7	32.487	109.3	1:23.201
4-	51.465	136.1	<b>31.864</b>	<b>112.6</b>	1:23.329	9-	51.238	133.4	32.567	112.0	1:23.805
5-	51.258	133.4	32.580	110.2	1:23.838	10-	51.169	133.4	32.404	112.0	1:23.573
<b>69</b>	<b>Brett CARTER</b>				M						
1-		132.1	38.950	74.9	1:35.010	6-	52.870	127.6	33.776	109.1	1:26.646
2-	55.498	105.7	37.708	107.5	1:33.206	7-	52.015	131.3	<b>32.998</b>	107.0	<b>1:25.013</b>
3-	<b>51.866</b>	<b>132.9</b>	33.641	<b>109.5</b>	1:25.507	8-	52.332	129.6	33.798	108.6	1:26.130
4-	52.091	130.8	33.401	102.9	1:25.492	9-	52.399	131.1	33.262	108.6	1:25.661
5-	51.995	131.3	33.493	108.9	1:25.488	10-	52.709	127.3	33.312	108.6	1:26.021
<b>70</b>	<b>Adam KEMP</b>				T Halo Leathers						
1-					1:38.175	6-					1:28.249
2-					1:34.265	7-					1:28.346
3-					1:28.586	8-					1:28.243
4-					1:28.592	9-					1:28.530
5-					1:27.838	10-					<b>1:27.804</b>
<b>72</b>	<b>Paul MARQUES</b>				T						
1-		111.1	38.805	87.7	1:44.054	6-	<b>57.897</b>	115.3	37.648	98.8	1:35.545
2-	59.611	111.5	38.438	93.7	1:38.049	7-	57.968	116.5	37.038	99.0	<b>1:35.006</b>
3-	59.022	113.6	38.654	93.3	1:37.676	8-	1:02.255	113.2	<b>36.971</b>	100.2	1:39.226
4-	59.275	115.3	38.162	93.1	1:37.437	9-	1:02.001	92.3	37.630	<b>101.7</b>	1:39.631
5-	58.480	<b>117.9</b>	37.480	100.8	1:35.960						
<b>78</b>	<b>Ben MILLER</b>				M TPW Racing						
1-		132.6	38.187	75.5	1:36.314	6-	<b>52.378</b>	134.2	32.738	113.7	<b>1:25.116</b>
2-	57.431	133.2	36.192	111.7	1:33.623	7-	52.664	134.8	32.869	113.7	1:25.533
3-	52.856	<b>137.2</b>	33.283	113.4	1:26.139	8-	52.391	134.2	33.049	113.2	1:25.440
4-	52.811	132.6	33.165	113.0	1:25.976	9-	52.520	133.2	33.132	113.2	1:25.652
5-	52.472	132.6	<b>32.684</b>	112.8	1:25.156	10-	52.648	132.9	32.730	<b>115.1</b>	1:25.378

Thruxton  
Circuit Length = 2.3560 miles  
Start: 12:02 End: 12:18

Weather / Track : Sunny / Dry

# MCRCB BULLETIN TK113

## 2009 Triumph Triple Challenge

### RACE 2 - SPEED TRAPS

SECTOR 1				SECTOR 2			FINISH LINE		
POS	NO	NAME	MPH	NO	NAME	MPH	NO	NAME	MPH
1	40	Emmet O'GRADY	137.8				78	Ben MILLER	115.1
2	78	Ben MILLER	137.2				34	Stephanie WADDELOW	112.8
3	9	Reece ROTHWELL	136.7				9	Reece ROTHWELL	112.6
4	56	Alex OLSEN	136.4				56	Alex OLSEN	112.6
5	20	Jamie DEVINE	134.2				8	Curtis ROTHWELL	112.4
6	10	Lance CAREY	133.7				40	Emmet O'GRADY	112.4
7	8	Curtis ROTHWELL	133.2				46	Rhalf LO TURCO	112.0
8	22	Duncan KNOX	133.2				10	Lance CAREY	111.8
9	34	Stephanie WADDELOW	132.9				22	Duncan KNOX	110.7
10	69	Brett CARTER	132.9				20	Jamie DEVINE	109.7
11	46	Rhalf LO TURCO	132.4				25	Phillip ERWIN	109.5
12	25	Phillip ERWIN	131.8				69	Brett CARTER	109.5
13	7	Luke LAWRENCE	129.6				7	Luke LAWRENCE	107.7
14	33	Paul HUGHES	126.6				33	Paul HUGHES	107.2
15	36	Sean NOICE	125.7				36	Sean NOICE	104.5
16	72	Paul MARQUES	117.9				72	Paul MARQUES	101.7

Weather / Track : Sunny / Dry

www.tsl-timing.com

Thruxton  
Circuit Length = 2.3560 miles  
Start: 12:02 End: 12:18

Printed - 12.21 Sunday, 31 May 2009

# MCRCB BULLETIN TK114

## 2009 Triumph Triple Challenge

### RACE 2 - BEST SECTORS

SECTOR 1			SECTOR 2			IDEAL / BEST COMPARISON						
POS	NO	NAME	TIME	NO	NAME	TIME	POS	NO	NAME	IDEAL	BEST	DIFF
1	56	OLSEN	50.410	56	OLSEN	31.864	1	56	OLSEN	1:22.274	1:22.722	0.448
2	9	ROTHWELL	50.811	40	O'GRADY	31.990	2	40	O'GRADY	1:22.864	1:22.864	0.000
3	10	CAREY	50.872	9	ROTHWELL	32.254	3	9	ROTHWELL	1:23.065	1:23.292	0.227
4	40	O'GRADY	50.874	10	CAREY	32.277	4	10	CAREY	1:23.149	1:23.149	0.000
5	20	DEVINE	51.171	78	MILLER	32.684	5	20	DEVINE	1:24.143	1:24.143	0.000
6	25	ERWIN	51.496	8	ROTHWELL	32.707	6	25	ERWIN	1:24.335	1:24.335	0.000
7	22	KNOX	51.538	46	LO TURCO	32.791	7	8	ROTHWELL	1:24.355	1:24.489	0.134
8	8	ROTHWELL	51.648	25	ERWIN	32.839	8	46	LO TURCO	1:24.564	1:24.564	0.000
9	34	WADDELOW	51.744	20	DEVINE	32.972	9	22	KNOX	1:24.717	1:24.887	0.170
10	46	LO TURCO	51.773	69	CARTER	32.998	10	69	CARTER	1:24.864	1:25.013	0.149
11	69	CARTER	51.866	22	KNOX	33.179	11	34	WADDELOW	1:25.047	1:25.072	0.025
12	78	MILLER	52.378	34	WADDELOW	33.303	12	78	MILLER	1:25.062	1:25.116	0.054
13	33	HUGHES	53.982	33	HUGHES	34.763	13	33	HUGHES	1:28.745	1:28.745	0.000
14	7	LAWRENCE	54.594	7	LAWRENCE	34.858	14	7	LAWRENCE	1:29.452	1:29.489	0.037
15	36	NOICE	54.705	36	NOICE	35.415	15	36	NOICE	1:30.120	1:30.120	0.000
16	72	MARQUES	57.897	72	MARQUES	36.971	16	72	MARQUES	1:34.868	1:35.006	0.138
17	70	KEMP		70	KEMP		17	70	KEMP	1:27.804		0.000
									Perfect lap	1:22.274		