



# KTM RC8 SUPER CUP

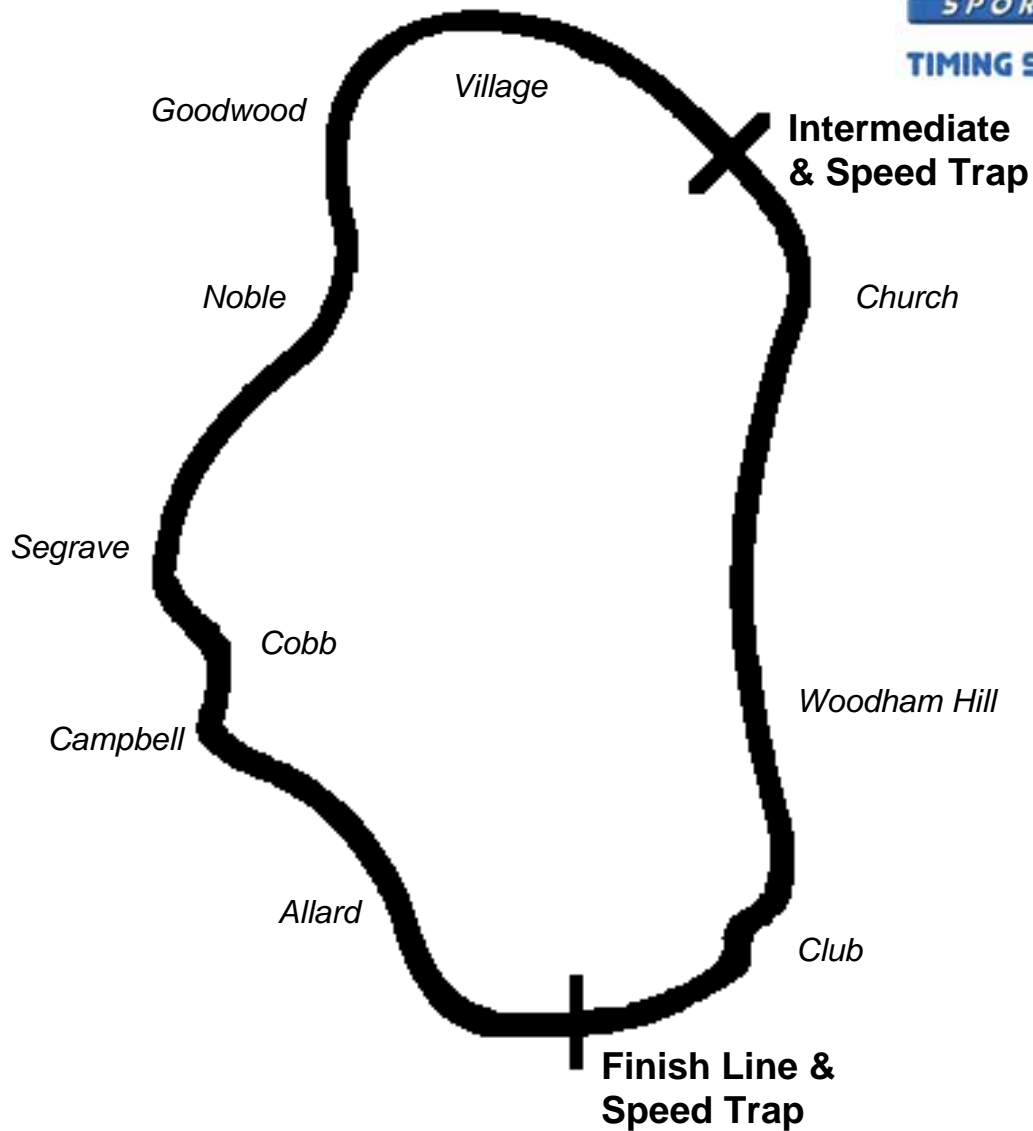
\*\*\*\*Round\*  
\*\*\*\*\*H fi l hcb

2- h - ' %ghMay 2009



Results Provided by Timing Solutions Ltd  
[www.tsl-timing.com](http://www.tsl-timing.com)

# THRUXTON



Circuit Length: 2.3560 miles / 3791.6 metres  
 Intermediate: 2247 metres  
 Pit In: 3697 metres  
 Pit Out: 100 metres after Finish Line  
 Pit In – Pit Out: 219 metres, @ 60kph = 13.1 seconds, @ 80kph = 9.8 seconds

Lap Records		Best Sector Information			
		Sector 1	Trap (mph)	Sector 2	F/L Trap (mph)
Superbikes	1:14.890	45.869	159.4	28.285	131.8
Supersport	1:17.580	46.663	149.1	29.543	122.0
Superstock 1000	1:17.698	47.895	152.5	29.427	126.4
Superstock 600	1:20.603	49.572	142.5	31.031	118.6
125GP	1:21.037	48.659	129.0	31.602	106.3
KTM RC8	To Be Est	N/A	N/A	N/A	N/A

## 2009 Focused Events KTM RC8 Super Cup & Under 25 Cup

### FREE PRACTICE - CLASSIFICATION

POS	NO	CL	NAME	ENTRY	TIME	ON	LAPS	GAP	DIFF	MPH
1	1		David WOOD	KTM - KTM UK	1:21.752	13	16			103.74
2	0		Alastair FAGAN	KTM - KYM UK / Fast Bikes Magazine	1:21.984	9	16	0.232	0.232	103.45
3	11		Kelvin REILLY	KTM - Inmoto Corse	1:22.506	4	14	0.754	0.522	102.79
4	33		Francis WILLIAMSON	KTM - SJ Racing / Bracken Motorcycles	1:22.743	10	17	0.991	0.237	102.50
5	4		Dave HEAL	KTM - Littlewood Fencing / D Heal R'g	1:22.978	14	16	1.226	0.235	102.21
6	88		James EDMEADES	KTM - Redline Motorcycles / VCG	1:23.404	12	13	1.652	0.426	101.69
7	81		Pauli PEKKANEN	KTM - Inmoto Corse	1:23.635	11	17	1.883	0.231	101.41
8	8		Ed SMITH	KTM - Redline KTM	1:23.715	12	17	1.963	0.080	101.31
9	77	C	Jonathan RAILTON	KTM - Ducks X Racing	1:24.069	14	18	2.317	0.354	100.88
10	69		Shaun GILBERT	KTM - Art of Racing / Boast Plumbing	1:24.955	16	16	3.203	0.886	99.83
11	19		Peter GOLDEN	KTM - PGRacing	1:25.083	6	16	3.331	0.128	99.68
12	23	C	Sam BISHOP	KTM - Kester Cunningham John/Sam Bishop	1:25.606	16	17	3.854	0.523	99.07
13	74		Rikki OWEN	KTM - RO Racing	1:25.730	14	15	3.978	0.124	98.93
14	21	C	Adam FOSTER	KTM - Fozzy Racing	1:26.322	16	17	4.570	0.592	98.25
15	10		Andrew MARRIOTT	KTM - AMR Racing	1:26.797	12	15	5.045	0.475	97.71
16	14		Nick HOBDEN	KTM - Littlewood Fencing / D Heal R'g	1:26.874	10	17	5.122	0.077	97.63
17	16	C	Taryn SKINNER	KTM - CarCarc Racing	1:27.402	14	17	5.650	0.528	97.04
18	13		Andy BATTYE	KTM - Anthracite Racing	1:27.408	3	5	5.656	0.006	97.03
19	71		Ritchie THORNTON	KTM - TA Creative Ltd / P&H Motorcycles	1:27.592	16	17	5.840	0.184	96.83
20	18	C	Jon PAINE	KTM - Jon Paine Racing	1:28.433	17	17	6.681	0.841	95.90
21	28	C	Ben BROADWAY	KTM - Ben Broadway Racing	1:33.746	16	16	11.994	5.313	90.47

Weather / Track : Cloudy / Dry

Thruxton  
Circuit Length = 2.3560 miles  
Start: 16:25 End: 16:51

**2009 Focused Events KTM RC8 Super Cup & Under 25 Cup**  
**FREE PRACTICE - SECTOR ANALYSIS**

<b>0</b>	<b>Alastair FAGAN</b>										<b>KYM UK / Fast Bikes Magazine</b>				
1-	Out	136.4		35.233	115.3	1:29.415	9 -	<b>50.268</b>	<b>139.8</b>	31.716	116.1	<b>1:21.984</b>			
2-	51.228	138.9		31.904	115.5	1:23.132	10 -	52.190	138.1	<b>31.677</b>	115.7	1:23.867			
3-	50.590	137.5		31.796	113.9	1:22.386	11 -	50.724	136.1	31.758	116.7	1:22.482			
4-	51.251	138.7		32.199	<b>117.3</b>	1:23.450	12 -	54.080	137.2	32.214	<b>117.3</b>	1:26.294			
5-	51.394	131.1		32.593	115.3	1:23.987	13 -	56.425	113.0	33.145	116.7	1:29.570			
6-	55.531	110.4		41.841	98.8	1:37.372	14 -	52.618	102.6	39.177	106.5	1:31.795			
7-	56.979	113.6		In		1:35.937P	15 -	51.570	134.5	32.530	<b>117.3</b>	1:24.100			
8-	Out	138.9		32.190	115.5	2:30.063	16 -	50.880	137.8	31.793	115.3	1:22.673			
<b>1</b>	<b>David WOOD</b>										<b>KTM UK</b>				
1-	Out	111.8		33.391	116.7	1:27.262	9 -	50.806	133.4	31.857	113.7	1:22.663			
2-	53.067	134.2		32.229	117.9	1:25.296	10 -	57.914	112.8	In		1:32.330P			
3-	51.464	128.3		32.030	118.6	1:23.494	11 -	Out	134.8	32.356	117.7	2:55.917			
4-	51.411	131.3		31.653	117.9	1:23.064	12 -	50.621	134.2	31.889	117.3	1:22.510			
5-	53.051	131.1		35.894	118.1	1:28.945	13 -	<b>50.334</b>	133.9	<b>31.418</b>	117.5	<b>1:21.752</b>			
6-	51.052	136.1		32.081	113.7	1:23.133	14 -	50.610	<b>137.5</b>	31.880	<b>119.8</b>	1:22.490			
7-	50.933	133.2		32.057	116.3	1:22.990	15 -	51.441	133.2	31.443	117.3	1:22.884			
8-	50.931	129.6		31.772	116.3	1:22.703	16 -	51.254	136.7	In		1:23.046P			
<b>4</b>	<b>Dave HEAL</b>										<b>Littlewood Fencing / D Heal R'g</b>				
1-	Out	114.5		35.622	103.6	1:38.380	9 -	Out	122.0	33.195	115.3	3:52.182			
2-	54.706	129.6		33.520	112.2	1:28.226	10 -	51.494	133.4	31.770	114.1	1:23.264			
3-	53.906	130.1		32.715	113.4	1:26.621	11 -	51.411	<b>133.9</b>	<b>31.636</b>	116.3	1:23.047			
4-	52.668	129.6		32.575	112.2	1:25.243	12 -	51.314	<b>133.9</b>	32.042	110.4	1:23.356			
5-	52.287	128.3		32.111	108.9	1:24.398	13 -	58.868	118.8	35.629	<b>116.5</b>	1:34.497			
6-	52.428	131.3		32.242	114.9	1:24.670	14 -	51.322	133.7	31.656	116.3	<b>1:22.978</b>			
7-	51.786	132.9		32.261	114.1	1:24.047	15 -	57.425	101.5	38.392	115.9	1:35.817			
8-	1:09.177	93.3		In		1:44.305P	16 -	<b>51.235</b>	132.9	31.863	109.5	1:23.098			
<b>8</b>	<b>Ed SMITH</b>										<b>Redline KTM</b>				
1-						1:29.111	10 -					1:24.307			
2-						1:25.529	11 -					1:24.134			
3-						1:26.153	12 -					<b>1:23.715</b>			
4-						1:26.443	13 -					1:24.176			
5-						1:26.696	14 -					1:28.960			
6-						1:26.036	15 -					1:24.284			
7-						1:24.793	16 -					1:24.232			
8-						1:24.004	17 -					1:24.236			
9-						1:23.835									
<b>10</b>	<b>Andrew MARRIOTT</b>										<b>AMR Racing</b>				
1-	Out	104.9		40.939	104.7	1:47.714	9 -	54.215	126.6	33.754	110.6	1:27.969			
2-	1:01.453	116.9		35.965	107.4	1:37.418	10 -	54.375	125.2	34.259	108.1	1:28.634			
3-	57.676	119.4		35.084	108.1	1:32.760	11 -	54.254	126.9	33.542	<b>113.4</b>	1:27.796			
4-	55.799	118.1		34.383	110.9	1:30.182	12 -	<b>53.532</b>	124.7	<b>33.265</b>	<b>113.4</b>	<b>1:26.797</b>			
5-	55.439	121.4		33.937	111.5	1:29.376	13 -	54.112	125.4	34.181	111.8	1:28.293			
6-	55.460	125.2		In		1:29.798P	14 -	54.879	124.5	34.244	109.8	1:29.123			
7-	Out	<b>128.1</b>		33.933	111.1	3:37.309	15 -	58.930	108.6	In		1:41.470P			
8-	55.373	126.9		33.915	113.2	1:29.288									
<b>11</b>	<b>Kelvin REILLY</b>										<b>Inmoto Corse</b>				
1-	Out	128.1		32.704	111.8	1:29.098	8 -	51.557	132.1	31.998	116.3	1:23.555			
2-	51.293	132.1		32.388	113.9	1:23.681	9 -	51.126	134.8	31.854	<b>116.5</b>	1:22.980			
3-	51.283	134.2		<b>31.715</b>	115.5	1:22.998	10 -	51.299	133.7	32.195	116.3	1:23.494			
4-	<b>50.737</b>	129.3		31.769	114.9	<b>1:22.506</b>	11 -	56.293	114.7	34.395	115.3	1:30.688			
5-	51.069	132.6		In		1:26.256P	12 -	51.809	109.7	In		1:24.948P			
6-	Out	<b>135.0</b>		32.807	114.1	5:08.271	13 -	Out	120.1	33.590	115.1	2:12.851			
7-	51.397	134.5		31.897	115.5	1:23.294	14 -	51.469	132.9	32.216	112.4	1:23.685			
<b>13</b>	<b>Andy BATTYE</b>										<b>Anthracite Racing</b>				
1-	Out	113.9		37.294	110.2	1:38.910	4 -	53.781	129.8	34.274	112.6	1:28.055			
2-	55.893	126.4		35.000	113.4	1:30.893	5 -	53.893	130.1	<b>33.808</b>	<b>114.9</b>	1:27.701			

Thruxton  
Circuit Length = 2.3560 miles  
Start: 16:25 End: 16:51

Weather / Track : Cloudy / Dry

## 2009 Focused Events KTM RC8 Super Cup & Under 25 Cup

### FREE PRACTICE - SECTOR ANALYSIS

3-	53.282	130.8	34.126	112.2	<b>1:27.408</b>						
<b>14</b>	<b>Nick HOBDEN</b>					Littlewood Fencing / D Heal R'g					
1-	Out	111.1	37.963	103.6	1:42.781	10-	<b>53.144</b>	<b>129.6</b>	<b>33.730</b>	<b>112.0</b>	<b>1:26.874</b>
2-	58.713	113.4	35.870	108.8	1:34.583	11-	54.800	119.4	34.545	108.8	1:29.345
3-	56.066	120.3	35.073	109.5	1:31.139	12-	55.097	121.6	34.668	109.1	1:29.765
4-	54.935	124.0	34.934	110.7	1:29.869	13-	54.802	124.3	34.337	109.7	1:29.139
5-	55.372	121.1	34.860	109.5	1:30.232	14-	54.390	125.4	34.051	110.7	1:28.441
6-	54.849	123.6	34.346	110.7	1:29.195	15-	54.310	122.7	34.609	109.8	1:28.919
7-	55.457	119.8	34.694	110.2	1:30.151	16-	53.853	125.4	34.322	111.7	1:28.175
8-	54.815	117.7	34.422	111.1	1:29.237	17-	54.164	125.7	34.304	102.3	1:28.468
9-	54.530	125.2	34.366	111.5	1:28.896						
<b>16</b>	<b>Taryn SKINNER</b>					C CarCarc Racing					
1-	Out	104.4	39.440	99.9	1:42.877	10-	55.593	122.7	35.209	109.3	1:30.802
2-	57.135	121.8	36.656	108.8	1:33.791	11-	54.001	125.0	34.331	112.4	1:28.332
3-	56.021	124.5	36.591	107.4	1:32.612	12-	54.113	124.3	34.675	<b>113.5</b>	1:28.788
4-	55.224	111.7	35.564	111.8	1:30.788	13-	53.779	<b>127.6</b>	34.903	111.7	1:28.682
5-	54.524	126.1	35.340	112.2	1:29.864	14-	<b>53.357</b>	127.1	<b>34.045</b>	110.6	<b>1:27.402</b>
6-	54.903	121.8	35.523	110.2	1:30.426	15-	54.130	121.8	35.336	112.2	1:29.466
7-	55.002	124.5	36.662	106.9	1:31.664	16-	54.435	121.4	34.615	112.2	1:29.050
8-	55.495	95.5	36.391	112.2	1:31.886	17-	53.951	124.0	34.104	110.2	1:28.055
9-	54.939	117.1	35.634	110.4	1:30.573						
<b>18</b>	<b>Jon PAINE</b>					C Jon Paine Racing					
1-	Out	112.2	37.990	100.6	1:38.996	10-	55.121	<b>122.5</b>	34.911	<b>114.5</b>	1:30.032
2-	59.985	110.9	36.963	109.5	1:36.948	11-	54.937	119.6	35.078	113.4	1:30.015
3-	58.039	114.7	35.847	109.5	1:33.886	12-	55.538	113.6	34.588	110.0	1:30.126
4-	58.954	110.0	35.571	108.6	1:34.525	13-	54.944	121.4	<b>34.075</b>	112.4	1:29.019
5-	56.632	117.7	35.978	110.7	1:32.610	14-	54.702	118.1	34.393	112.2	1:29.095
6-	56.245	119.6	35.870	112.2	1:32.115	15-	54.122	120.9	34.521	113.2	1:28.643
7-	57.099	112.4	36.211	107.9	1:33.310	16-	54.428	117.9	34.438	111.3	1:28.866
8-	57.200	112.6	35.123	109.8	1:32.323	17-	<b>54.062</b>	<b>122.5</b>	34.371	110.6	<b>1:28.433</b>
9-	55.903	118.8	34.816	113.7	1:30.719						
<b>19</b>	<b>Peter GOLDEN</b>					PGRacing					
1-	Out	102.3	37.154	106.2	1:43.384	9-	<b>52.167</b>	131.3	In		1:25.791 P
2-	56.188	128.1	33.599	111.8	1:29.787	10-	Out	<b>133.9</b>	<b>32.309</b>	113.0	3:24.881
3-	53.635	126.9	33.577	112.8	1:27.212	11-	52.509	129.1	33.020	113.4	1:25.529
4-	53.800	124.3	33.891	108.1	1:27.691	12-	52.926	131.1	33.080	109.8	1:26.006
5-	52.980	124.5	33.609	112.4	1:26.589	13-	52.442	131.6	32.714	112.2	1:25.156
6-	52.615	130.3	32.468	113.0	<b>1:25.083</b>	14-	53.020	122.5	33.759	111.7	1:26.779
7-	52.392	129.6	33.671	108.9	1:26.063	15-	1:02.780	129.3	33.271	112.8	1:36.051
8-	52.958	130.3	32.510	<b>114.7</b>	1:25.468	16-	53.622	128.8	34.936	104.0	1:28.558
<b>21</b>	<b>Adam FOSTER</b>					C Fozzy Racing					
1-	Out	104.2	37.991	110.0	1:39.721	10-	54.432	129.3	34.399	110.2	1:28.831
2-	57.698	128.6	35.295	111.7	1:32.993	11-	54.565	130.1	<b>33.313</b>	111.5	1:27.878
3-	55.849	121.1	35.369	111.8	1:31.218	12-	54.839	129.8	34.163	111.1	1:29.002
4-	56.246	119.6	35.110	111.7	1:31.356	13-	53.222	<b>134.8</b>	33.408	108.9	1:26.630
5-	56.429	117.1	34.675	111.7	1:31.104	14-	53.786	<b>134.8</b>	33.976	110.4	1:27.762
6-	54.265	127.3	34.741	111.8	1:29.006	15-	53.219	<b>134.8</b>	33.330	110.6	1:26.549
7-	54.834	124.7	35.271	110.4	1:30.105	16-	<b>52.630</b>	133.2	33.692	109.1	<b>1:26.322</b>
8-	54.203	125.9	34.090	111.7	1:28.293	17-	53.476	131.3	34.389	<b>112.0</b>	1:27.865
9-	54.108	128.8	33.885	111.5	1:27.993						
<b>23</b>	<b>Sam BISHOP</b>					C Kester Cunningham John/Sam Bishop					
1-	Out	113.9	37.229	109.8	1:40.598	10-	54.914	125.0	33.606	112.4	1:28.520
2-	58.006	122.9	35.094	111.8	1:33.100	11-	54.855	129.3	33.190	113.5	1:28.045
3-	56.448	125.7	34.658	112.8	1:31.106	12-	54.082	<b>136.7</b>	33.409	113.7	1:27.491
4-	57.286	121.4	34.650	111.1	1:31.936	13-	54.011	133.9	32.766	113.5	1:26.777
5-	57.095	121.8	34.213	115.1	1:31.308	14-	54.620	133.7	33.604	110.9	1:28.224
6-	55.138	129.3	33.954	114.5	1:29.092	15-	53.831	131.6	33.295	110.9	1:27.126
7-	55.134	128.1	34.093	113.5	1:29.227	16-	<b>53.016</b>	133.2	<b>32.590</b>	114.9	<b>1:25.606</b>
8-	54.966	126.6	33.752	112.8	1:28.718	17-	53.408	135.3	33.035	<b>116.1</b>	1:26.443

Thruxton  
Circuit Length = 2.3560 miles  
Start: 16:25 End: 16:51

Weather / Track : Cloudy / Dry

## 2009 Focused Events KTM RC8 Super Cup & Under 25 Cup

### FREE PRACTICE - SECTOR ANALYSIS

9-	54.716	127.3	33.560	113.5	1:28.276						
<b>28</b>	<b>Ben BROADWAY</b>					<b>C</b>	<b>Ben Broadway Racing</b>				
1-	Out	98.5	40.994	84.1	1:49.900	9-	58.313	115.3	37.961	102.6	1:36.274
2-	1:02.700	104.4	38.800	98.3	1:41.500	10-	58.856	113.9	38.343	98.5	1:37.199
3-	1:00.494	111.5	38.597	98.3	1:39.091	11-	58.940	117.7	37.564	100.9	1:36.504
4-	58.588	111.1	38.077	99.4	1:36.665	12-	1:02.909	109.5	38.407	102.1	1:41.316
5-	58.783	110.4	37.377	102.1	1:36.160	13-	59.022	<b>118.1</b>	37.685	99.1	1:36.707
6-	58.661	109.5	38.179	101.4	1:36.840	14-	57.388	117.3	37.193	102.5	1:34.581
7-	59.532	108.2	37.764	97.8	1:37.296	15-	57.651	108.6	37.825	106.0	1:35.476
8-	1:00.098	110.0	38.301	101.4	1:38.399	16-	<b>57.029</b>	113.0	<b>36.717</b>	<b>109.3</b>	<b>1:33.746</b>
<b>33</b>	<b>Francis WILLIAMSON</b>						<b>SJ Racing / Bracken Motorcycles</b>				
1-	Out	119.8	35.522	113.0	1:35.740	10-	<b>50.845</b>	135.6	31.898	116.1	<b>1:22.743</b>
2-	53.823	127.8	32.909	114.3	1:26.732	11-	51.503	133.7	31.999	115.9	1:23.502
3-	53.053	133.9	32.243	117.7	1:25.296	12-	51.651	134.5	In		1:24.415P
4-	51.403	131.8	32.041	<b>117.9</b>	1:23.444	13-	Out	<b>138.1</b>	31.758	117.1	2:56.827
5-	51.315	133.2	31.827	<b>117.9</b>	1:23.142	14-	51.459	133.4	33.486	114.3	1:24.945
6-	51.274	132.4	32.451	116.1	1:23.725	15-	51.657	136.1	32.298	112.6	1:23.955
7-	51.739	133.9	32.664	117.1	1:24.403	16-	51.665	133.7	<b>31.721</b>	117.1	1:23.386
8-	52.207	133.2	32.672	110.9	1:24.879	17-	52.503	130.1	32.591	111.8	1:25.094
9-	52.722	124.7	32.071	117.7	1:24.793						
<b>69</b>	<b>Shaun GILBERT</b>						<b>Art of Racing / Boast Plumbing</b>				
1-	Out	119.6	36.059	107.2	1:38.102	9-	53.097	129.3	33.157	114.5	1:26.254
2-	55.771	129.1	33.781	107.5	1:29.552	10-	53.910	125.9	33.162	114.9	1:27.072
3-	54.348	124.0	33.683	113.2	1:28.031	11-	53.936	125.0	In		1:26.536P
4-	55.313	122.2	34.006	111.7	1:29.319	12-	Out	127.1	34.408	114.7	3:18.427
5-	53.730	128.8	33.637	113.4	1:27.367	13-	52.792	127.3	33.724	114.3	1:26.516
6-	53.322	127.6	33.383	113.4	1:26.705	14-	52.990	127.1	33.417	112.8	1:26.407
7-	53.434	120.9	33.266	113.9	1:26.700	15-	52.919	131.8	33.206	114.5	1:26.125
8-	53.835	118.6	33.446	113.0	1:27.281	16-	<b>52.242</b>	<b>133.4</b>	<b>32.713</b>	<b>115.9</b>	<b>1:24.955</b>
<b>71</b>	<b>Ritchie THORNTON</b>						<b>TA Creative Ltd / P&amp;H Motorcycles</b>				
1-	Out	111.8	37.700	104.9	1:38.417	10-	<b>53.561</b>	<b>129.8</b>	34.329	112.2	1:27.890
2-	58.066	116.1	37.230	106.3	1:35.296	11-	54.812	117.7	34.515	112.4	1:29.327
3-	57.600	121.1	35.548	111.8	1:33.148	12-	55.032	117.7	35.100	111.8	1:30.132
4-	55.853	120.5	35.422	109.5	1:31.275	13-	54.514	123.1	34.468	112.2	1:28.982
5-	56.067	113.0	34.854	112.8	1:30.921	14-	54.423	128.1	<b>33.827</b>	<b>113.9</b>	1:28.250
6-	54.745	125.9	34.813	111.5	1:29.558	15-	54.218	119.6	34.788	110.7	1:29.006
7-	55.176	125.0	34.603	110.6	1:29.779	16-	53.746	125.7	33.846	112.0	<b>1:27.592</b>
8-	55.042	125.0	34.538	112.2	1:29.580	17-	53.903	128.1	34.149	111.7	1:28.052
9-	54.374	126.1	34.017	113.4	1:28.391						
<b>74</b>	<b>Rikki OWEN</b>						<b>RO Racing</b>				
1-	Out	115.9	36.846	105.2	1:41.469	9-	53.503	126.1	In		1:27.698P
2-	58.653	120.9	34.418	113.0	1:33.071	10-	Out	127.6	33.982	113.7	4:28.293
3-	54.680	133.7	34.181	110.4	1:28.861	11-	53.367	126.1	33.013	111.7	1:26.380
4-	54.118	126.1	33.905	108.9	1:28.023	12-	53.006	131.8	<b>32.874</b>	<b>115.9</b>	1:25.880
5-	54.288	131.8	34.285	114.1	1:28.573	13-	52.695	132.4	33.132	115.7	1:25.827
6-	53.487	134.5	33.587	112.8	1:27.074	14-	52.514	<b>135.8</b>	33.216	112.2	<b>1:25.730</b>
7-	53.349	134.8	34.153	106.5	1:27.502	15-	<b>52.471</b>	132.9	33.346	110.9	1:25.817
8-	53.862	128.6	33.725	113.9	1:27.587						
<b>77</b>	<b>Jonathan RAILTON</b>					<b>C</b>	<b>Ducks X Racing</b>				
1-	Out	118.8	35.574	107.7	1:34.895	10-	51.948	133.7	32.228	116.1	1:24.176
2-	54.650	131.3	32.776	111.5	1:27.426	11-	52.001	132.9	33.195	115.7	1:25.196
3-	53.004	133.7	32.481	114.5	1:25.485	12-	52.073	134.5	32.361	115.3	1:24.434
4-	52.077	134.8	32.004	115.3	1:24.081	13-	52.116	130.6	32.255	<b>117.3</b>	1:24.371
5-	52.179	132.1	32.530	111.8	1:24.709	14-	52.158	131.8	<b>31.911</b>	<b>115.9</b>	<b>1:24.069</b>
6-	52.561	131.6	32.836	114.1	1:25.397	15-	<b>51.798</b>	133.7	32.550	116.3	1:24.348
7-	51.901	134.5	32.345	110.4	1:24.246	16-	52.264	132.9	32.638	113.9	1:24.902
8-	52.477	131.6	32.368	114.5	1:24.845	17-	52.709	133.7	32.020	115.7	1:24.729
9-	51.872	133.4	32.398	114.9	1:24.270	18-	52.066	<b>135.3</b>	32.969	114.7	1:25.035

Thruxton  
Circuit Length = 2.3560 miles  
Start: 16:25 End: 16:51

Weather / Track : Cloudy / Dry

**2009 Focused Events KTM RC8 Super Cup & Under 25 Cup**  
**FREE PRACTICE - SECTOR ANALYSIS**

<b>81</b>		<b>Pauli PEKKANEN</b>										<b>Inmoto Corse</b>		
1-	Out	120.3	35.202	110.7	1:33.641	10 -	51.356	136.7	<b>32.361</b>	116.5	1:23.717			
2-	53.057	127.3	33.694	116.7	1:26.751	11 -	<b>51.210</b>	136.7	32.425	117.3	<b>1:23.635</b>			
3-	52.765	127.3	33.465	112.6	1:26.230	12 -	51.430	<b>138.9</b>	32.771	116.3	1:24.201			
4-	52.567	133.2	33.114	114.3	1:25.681	13 -	51.898	134.5	32.603	114.3	1:24.501			
5-	51.765	134.2	33.148	116.9	1:24.913	14 -	51.726	131.8	32.436	113.9	1:24.162			
6-	52.116	134.2	33.256	115.7	1:25.372	15 -	51.804	135.8	32.521	115.1	1:24.325			
7-	52.086	135.3	32.799	115.9	1:24.885	16 -	51.774	136.7	32.378	<b>118.8</b>	1:24.152			
8-	51.722	130.1	32.977	116.7	1:24.699	17 -	51.321	136.4	32.728	118.4	1:24.049			
9-	51.642	136.7	32.601	112.8	1:24.243									
<b>88</b>		<b>James EDMEADES</b>										<b>Redline Motorcycles / VCG</b>		
1-	Out	122.0	35.113	113.5	1:34.902	8 -	51.897	134.5	32.557	116.7	1:24.454			
2-	53.521	129.8	33.319	116.5	1:26.840	9 -	51.663	135.0	<b>32.282</b>	117.1	1:23.945			
3-	52.540	133.2	33.058	115.7	1:25.598	10 -	51.245	<b>135.6</b>	32.402	117.5	1:23.647			
4-	52.578	131.3	33.007	115.5	1:25.585	11 -	51.303	135.3	32.425	<b>118.4</b>	1:23.728			
5-	51.850	135.3	32.924	115.9	1:24.774	12 -	<b>50.998</b>	135.0	32.406	116.9	<b>1:23.404</b>			
6-	57.657	122.7	In		1:34.962P	13 -	56.813	96.7	In		1:38.295P			
7-	Out	133.7	32.925	116.5	4:54.898									

## 2009 Focused Events KTM RC8 Super Cup & Under 25 Cup

### FREE PRACTICE - SPEED TRAPS

SECTOR 1				SECTOR 2			FINISH LINE		
POS	NO	NAME	MPH	NO	NAME	MPH	NO	NAME	MPH
1	0	Alastair FAGAN	139.8				1	David WOOD	119.8
2	81	Pauli PEKKANEN	138.9				81	Pauli PEKKANEN	118.8
3	33	Francis WILLIAMSON	138.1				88	James EDMEADES	118.4
4	1	David WOOD	137.5				33	Francis WILLIAMSON	117.9
5	23	Sam BISHOP	136.7				0	Alastair FAGAN	117.3
6	74	Rikki OWEN	135.8				77	Jonathan RAILTON	117.3
7	88	James EDMEADES	135.6				4	Dave HEAL	116.5
8	77	Jonathan RAILTON	135.3				11	Kelvin REILLY	116.5
9	11	Kelvin REILLY	135.0				23	Sam BISHOP	116.1
10	21	Adam FOSTER	134.8				69	Shaun GILBERT	115.9
11	4	Dave HEAL	133.9				74	Rikki OWEN	115.9
12	19	Peter GOLDEN	133.9				13	Andy BATTYE	114.9
13	69	Shaun GILBERT	133.4				19	Peter GOLDEN	114.7
14	13	Andy BATTYE	132.6				18	Jon PAINE	114.5
15	71	Ritchie THORNTON	129.8				71	Ritchie THORNTON	113.9
16	14	Nick HOBDEN	129.6				16	Taryn SKINNER	113.5
17	10	Andrew MARRIOTT	128.1				10	Andrew MARRIOTT	113.4
18	16	Taryn SKINNER	127.6				14	Nick HOBDEN	112.0
19	18	Jon PAINE	122.5				21	Adam FOSTER	112.0
20	28	Ben BROADWAY	118.1				28	Ben BROADWAY	109.3
21									

# 2009 Focused Events KTM RC8 Super Cup & Under 25 Cup

## FREE PRACTICE - BEST SECTORS

SECTOR 1			SECTOR 2			IDEAL / BEST COMPARISON						
POS	NO	NAME	TIME	NO	NAME	TIME	POS	NO	NAME	IDEAL	BEST	DIFF
1	0	FAGAN	50.268	1	WOOD	31.418	1	1	WOOD	1:21.752	1:21.752	0.000
2	1	WOOD	50.334	4	HEAL	31.636	2	0	FAGAN	1:21.945	1:21.984	0.039
3	11	REILLY	50.737	0	FAGAN	31.677	3	11	REILLY	1:22.452	1:22.506	0.054
4	33	WILLIAMSON	50.845	11	REILLY	31.715	4	33	WILLIAMSON	1:22.566	1:22.743	0.177
5	88	EDMEADES	50.998	33	WILLIAMSON	31.721	5	4	HEAL	1:22.871	1:22.978	0.107
6	81	PEKKANEN	51.210	77	RAILTON	31.911	6	88	EDMEADES	1:23.280	1:23.404	0.124
7	4	HEAL	51.235	88	EDMEADES	32.282	7	81	PEKKANEN	1:23.571	1:23.635	0.064
8	77	RAILTON	51.798	19	GOLDEN	32.309	8	77	RAILTON	1:23.709	1:24.069	0.360
9	19	GOLDEN	52.167	81	PEKKANEN	32.361	9	19	GOLDEN	1:24.476	1:25.083	0.607
10	69	GILBERT	52.242	23	BISHOP	32.590	10	69	GILBERT	1:24.955	1:24.955	0.000
11	74	OWEN	52.471	69	GILBERT	32.713	11	74	OWEN	1:25.345	1:25.730	0.385
12	21	FOSTER	52.630	74	OWEN	32.874	12	23	BISHOP	1:25.606	1:25.606	0.000
13	23	BISHOP	53.016	10	MARRIOTT	33.265	13	21	FOSTER	1:25.943	1:26.322	0.379
14	13	BATTYE	53.032	21	FOSTER	33.313	14	10	MARRIOTT	1:26.797	1:26.797	0.000
15	14	HOBDEN	53.144	14	HOBDEN	33.730	15	13	BATTYE	1:26.840	1:27.408	0.568
16	16	SKINNER	53.357	13	BATTYE	33.808	16	14	HOBDEN	1:26.874	1:26.874	0.000
17	10	MARRIOTT	53.532	71	THORNTON	33.827	17	71	THORNTON	1:27.388	1:27.592	0.204
18	71	THORNTON	53.561	16	SKINNER	34.045	18	16	SKINNER	1:27.402	1:27.402	0.000
19	18	PAINE	54.062	18	PAINE	34.075	19	18	PAINE	1:28.137	1:28.433	0.296
20	28	BROADWAY	57.029	28	BROADWAY	36.717	20	28	BROADWAY	1:33.746	1:33.746	0.000
21	8	SMITH		8	SMITH		21	8	SMITH	1:23.715	1:23.715	0.000
<b>Perfect lap</b>										<b>1:21.686</b>		

# MCRCB BULLETIN TK074

## 2009 Focused Events KTM RC8 Super Cup & Under 25 Cup QUALIFYING - CLASSIFICATION

POS	NO	CL	NAME	ENTRY	TIME	ON	LAPS	GAP	DIFF	MPH
1	1		David WOOD	KTM - KTM UK	1:20.782	10	17			104.99
2	88		James EDMEADES	KTM - Redline Motorcycles / VCG	1:21.054	16	16	0.272	0.272	104.64
3	0		Alastair FAGAN	KTM - KYM UK / Fast Bikes Magazine	1:21.783	4	11	1.001	0.729	103.70
4	81		Pauli PEKKANEN	KTM - Inmoto Corse	1:21.889	13	18	1.107	0.106	103.57
5	11		Kelvin REILLY	KTM - Inmoto Corse	1:21.913	7	16	1.131	0.024	103.54
6	8		Ed SMITH	KTM - Redline KTM	1:21.953	6	16	1.171	0.040	103.49
7	33		Francis WILLIAMSON	KTM - SJ Racing / Bracken Motorcycles	1:22.192	12	17	1.410	0.239	103.19
8	4		Dave HEAL	KTM - Littlewood Fencing / D Heal R'g	1:22.307	6	15	1.525	0.115	103.04
9	77	C	Jonathan RAILTON	KTM - Ducks X Racing	1:22.372	5	16	1.590	0.065	102.96
10	19		Peter GOLDEN	KTM - PGRacing	1:23.512	9	14	2.730	1.140	101.56
11	74		Rikki OWEN	KTM - RO Racing	1:23.646	6	16	2.864	0.134	101.39
12	43		Ben TAYLOR	KTM - M & B Motorsport	1:23.721	16	17	2.939	0.075	101.30
13	23	C	Sam BISHOP	KTM - Kester Cunningham John/Sam Bishop	1:23.897	10	17	3.115	0.176	101.09
14	16	C	Taryn SKINNER	KTM - CarCarc Racing	1:24.015	12	17	3.233	0.118	100.95
15	69		Shaun GILBERT	KTM - Art of Racing / Boast Plumbing	1:24.354	14	16	3.572	0.339	100.54
16	13		Andy BATTYE	KTM - Anthracite Racing	1:24.607	15	15	3.825	0.253	100.24
17	21	C	Adam FOSTER	KTM - Fozzy Racing	1:24.780	8	16	3.998	0.173	100.04
18	71		Ritchie THORNTON	KTM - TA Creative Ltd / P&H Motorcycles	1:24.809	8	18	4.027	0.029	100.00
19	10		Andrew MARRIOTT	KTM - AMR Racing	1:25.007	7	15	4.225	0.198	99.77
20	14		Nick HOBDEN	KTM - Littlewood Fencing / D Heal R'g	1:25.259	14	18	4.477	0.252	99.48
21	18	C	Jon PAINE	KTM - Jon Paine Racing	1:27.754	4	4	6.972	2.495	96.65
22	28	C	Ben BROADWAY	KTM - Ben Broadway Racing	1:29.287	13	16	8.505	1.533	94.99

Weather / Track : Sunny / Dry

These results are provisional until the conclusion of any judicial and technical matters.

Thruxton  
Circuit Length = 2.3560 miles  
Start: 17:31 End: 17:58

Race Director :

Stewards :

Timekeeper :

MCRCB BULLETIN TK075

2009 Focused Events KTM RC8 Super Cup & Under 25 Cup

QUALIFYING - SECTOR ANALYSIS

<b>0</b>	<b>Alastair FAGAN</b>										<b>KYM UK / Fast Bikes Magazine</b>				
1-	Out	135.6	32.692	115.1	1:33.803	7-	50.920	140.7	31.461	<b>118.8</b>	1:22.381				
2-	52.285	143.7	32.893	115.9	1:25.178	8-	50.814	141.0	31.323	117.1	1:22.137				
3-	51.188	<b>144.0</b>	31.671	116.9	1:22.859	9-	51.541	132.1	In		1:26.054P				
4-	<b>50.528</b>	143.1	<b>31.255</b>	117.1	<b>1:21.783</b>	10-	Out	124.0	33.482	116.3	9:21.822				
5-	51.939	110.0	In		1:27.467P	11-	50.849	142.2	31.516	116.1	1:22.365				
6-	Out	119.8	33.452	116.7	3:19.831										
<b>1</b>	<b>David WOOD</b>										<b>KTM UK</b>				
1-	Out	122.0	33.648	116.5	1:32.275	10-	<b>49.773</b>	<b>140.1</b>	31.009	<b>119.8</b>	<b>1:20.782</b>				
2-	52.299	124.0	31.838	117.5	1:24.137	11-	53.675	133.7	31.551	116.7	1:25.226				
3-	51.309	137.0	31.277	118.8	1:22.586	12-	50.879	139.8	31.952	112.0	1:22.831				
4-	50.462	138.4	31.200	117.9	1:21.662	13-	51.097	<b>140.1</b>	31.163	119.0	1:22.260				
5-	49.933	135.6	31.576	117.5	1:21.509	14-	50.746	137.2	31.666	114.5	1:22.412				
6-	57.260	139.2	31.673	115.7	1:28.933	15-	50.692	133.7	31.061	115.9	1:21.753				
7-	51.807	130.3	In		1:24.169P	16-	53.821	138.4	31.170	118.1	1:24.991				
8-	Out	135.8	31.634	117.3	2:54.102	17-	50.030	138.1	In		1:22.048P				
9-	50.590	138.1	<b>30.998</b>	119.2	1:21.588										
<b>4</b>	<b>Dave HEAL</b>										<b>Littlewood Fencing / D Heal R'g</b>				
1-	Out	125.9	33.459	114.1	1:30.562	9-	51.191	132.6	31.800	114.1	1:22.991				
2-	53.927	130.8	32.183	<b>116.3</b>	1:26.110	10-	51.718	132.9	31.563	114.1	1:23.281				
3-	51.101	<b>137.8</b>	31.515	115.5	1:22.616	11-	58.464	113.2	In		1:33.936P				
4-	51.239	135.0	31.487	114.9	1:22.726	12-	Out	127.1	In		4:19.171P				
5-	50.926	136.4	<b>31.468</b>	115.7	1:22.394	13-	Out	133.4	34.025	114.3	3:12.013				
6-	<b>50.790</b>	137.0	31.517	114.7	<b>1:22.307</b>	14-	51.596	134.8	31.810	113.5	1:23.406				
7-	1:02.530	83.7	37.543	114.3	1:40.073	15-	51.360	133.9	32.083	112.4	1:23.443				
8-	51.209	135.3	31.603	115.9	1:22.812										
<b>8</b>	<b>Ed SMITH</b>										<b>Redline KTM</b>				
1-	Out	130.1	34.493	108.9	1:32.131	9-	51.597	133.2	31.635	114.5	1:23.232				
2-	52.443	134.2	33.293	113.2	1:25.736	10-	51.079	135.3	31.629	114.3	1:22.708				
3-	52.319	135.8	31.538	114.7	1:23.857	11-	51.528	134.8	31.788	113.9	1:23.316				
4-	50.569	136.1	31.440	116.1	1:22.009	12-	51.267	134.5	31.956	114.9	1:23.223				
5-	50.892	133.7	31.444	116.3	1:22.336	13-	50.747	135.3	31.677	112.6	1:22.424				
6-	<b>50.559</b>	<b>136.4</b>	<b>31.394</b>	<b>116.5</b>	<b>1:21.953</b>	14-	57.862	126.4	32.820	114.7	1:30.682				
7-	56.006	107.0	In		1:30.012P	15-	51.763	133.7	32.201	115.3	1:23.964				
8-	Out	131.3	32.324	114.5	4:26.912	16-	51.202	135.0	32.247	113.5	1:23.449				
<b>10</b>	<b>Andrew MARRIOTT</b>										<b>AMR Racing</b>				
1-	Out	129.3	34.582	111.3	1:32.408	9-	Out	124.7	33.308	113.4	3:27.957				
2-	55.091	<b>133.4</b>	32.950	113.5	1:28.041	10-	52.546	132.1	32.642	113.4	1:25.188				
3-	53.873	129.3	33.784	112.4	1:27.657	11-	52.414	132.1	32.621	113.2	1:25.035				
4-	53.598	132.4	32.715	112.6	1:26.313	12-	<b>52.169</b>	130.1	33.319	113.0	1:25.488				
5-	53.828	127.8	32.988	113.0	1:26.816	13-	57.712	123.6	In		1:32.507P				
6-	53.141	123.1	33.098	112.6	1:26.239	14-	Out	129.1	33.102	112.2	2:37.557				
7-	52.441	130.8	<b>32.566</b>	111.3	<b>1:25.007</b>	15-	53.084	131.1	32.776	<b>113.9</b>	1:25.860				
8-	54.417	121.8	In		1:28.136P										
<b>11</b>	<b>Kelvin REILLY</b>										<b>Inmoto Corse</b>				
1-	Out	134.2	32.403	114.9	1:28.531	9-	51.918	132.1	In		1:24.046P				
2-	51.041	136.7	31.454	116.9	1:22.495	10-	Out	134.5	32.018	116.7	2:57.809				
3-	51.132	135.3	31.716	114.9	1:22.848	11-	51.997	135.8	31.926	116.1	1:23.923				
4-	50.589	135.0	In		1:22.939P	12-	51.195	136.7	<b>31.204</b>	<b>117.3</b>	1:22.399				
5-	Out	131.8	31.684	114.1	3:08.156	13-	50.986	<b>137.8</b>	31.891	117.1	1:22.877				
6-	50.473	136.4	31.477	116.1	1:21.950	14-	50.779	135.0	31.931	116.9	1:22.710				
7-	<b>50.461</b>	133.2	31.452	114.9	<b>1:21.913</b>	15-	50.681	136.4	31.441	116.7	1:22.122				
8-	50.668	135.3	31.528	116.5	1:22.196	16-	51.322	135.8	31.549	116.1	1:22.871				
<b>13</b>	<b>Andy BATTYE</b>										<b>Anthracite Racing</b>				
1-	Out	126.1	35.573	111.3	1:35.818	9-	52.542	135.6	33.133	111.1	1:25.675				
2-	54.527	136.1	33.992	112.8	1:28.519	10-	52.884	133.9	32.889	<b>115.1</b>	1:25.773				
3-	53.364	133.2	33.763	114.1	1:27.127	11-	52.433	133.9	32.961	110.4	1:25.394				

Thruxton  
Circuit Length = 2.3560 miles  
Start: 17:31 End: 17:58

Weather / Track : Sunny / Dry

MCRCB BULLETIN TK075

2009 Focused Events KTM RC8 Super Cup & Under 25 Cup

QUALIFYING - SECTOR ANALYSIS

4-	53.488	137.5	32.704	113.9	1:26.192	12-	53.269	133.4	In		1:26.780P
5-	52.942	134.2	33.591	113.2	1:26.533	13-	Out	134.8	33.233	114.3	3:11.940
6-	54.671	127.1	In		1:30.884P	14-	52.234	137.8	32.776	112.0	1:25.010
7-	Out	127.6	33.338	113.7	4:02.374	15-	<b>52.025</b>	<b>138.4</b>	<b>32.582</b>	111.8	<b>1:24.607</b>
8-	52.839	131.3	32.958	114.7	1:25.797						
<b>14</b>	<b>Nick HOBDEN</b> Littlewood Fencing / D Heal R'g										
1-	Out	117.3	34.971	109.1	1:36.509	10-	53.406	128.6	33.717	109.3	1:27.123
2-	54.512	126.1	34.256	107.4	1:28.768	11-	53.000	131.1	33.187	109.8	1:26.187
3-	53.953	124.7	33.524	110.7	1:27.477	12-	55.161	118.1	34.568	110.9	1:29.729
4-	53.739	131.3	33.428	110.4	1:27.167	13-	54.061	127.8	32.895	112.4	1:26.956
5-	53.595	126.6	33.262	111.3	1:26.857	14-	<b>52.648</b>	<b>131.6</b>	<b>32.611</b>	110.0	<b>1:25.259</b>
6-	54.235	130.3	34.332	110.7	1:28.567	15-	53.188	130.8	33.377	110.7	1:26.565
7-	53.976	125.9	33.853	111.1	1:27.829	16-	54.126	127.8	33.345	108.8	1:27.471
8-	53.102	130.1	32.945	<b>112.8</b>	1:26.047	17-	53.748	126.6	33.952	108.6	1:27.700
9-	53.372	131.3	32.849	110.2	1:26.221	18-	53.856	123.1	In		1:28.365P
<b>16</b>	<b>Taryn SKINNER</b> C CarCarc Racing										
1-	Out	125.9	35.147	110.4	1:35.245	10-	53.436	131.6	In		1:26.022P
2-	54.551	125.4	34.584	112.0	1:29.135	11-	Out	134.2	33.180	113.2	3:01.261
3-	54.128	123.8	33.731	112.4	1:27.859	12-	52.173	<b>135.3</b>	<b>31.842</b>	<b>115.7</b>	<b>1:24.015</b>
4-	53.180	124.5	33.875	112.8	1:27.055	13-	52.170	<b>135.3</b>	32.252	113.0	1:24.422
5-	53.081	124.7	33.641	112.6	1:26.722	14-	51.803	133.2	32.521	113.5	1:24.324
6-	53.152	132.4	32.935	112.6	1:26.087	15-	<b>51.643</b>	128.3	32.590	113.4	1:24.233
7-	52.730	129.6	33.099	112.6	1:25.829	16-	52.534	123.6	32.979	110.2	1:25.513
8-	53.362	128.8	33.639	111.8	1:27.001	17-	52.414	129.1	32.898	112.4	1:25.312
9-	53.572	122.0	33.299	113.4	1:26.871						
<b>18</b>	<b>Jon PAINE</b> C Jon Paine Racing										
1-	Out	120.3	35.605	110.0	1:36.764	3-	54.217	124.5	34.083	112.0	1:28.300
2-	55.099	121.4	34.391	<b>114.1</b>	1:29.490	4-	<b>53.704</b>	125.9	<b>34.050</b>	105.8	<b>1:27.754</b>
<b>19</b>	<b>Peter GOLDEN</b> PGRacing										
1-	Out	122.9	35.988	93.1	1:38.033	8-	<b>51.220</b>	134.5	32.683	112.2	1:23.903
2-	57.225	110.9	34.254	110.7	1:31.479	9-	51.452	134.8	<b>32.060</b>	<b>114.5</b>	<b>1:23.512</b>
3-	52.603	135.0	32.382	111.8	1:24.985	10-	51.973	130.1	32.229	113.0	1:24.202
4-	52.201	134.5	32.429	111.3	1:24.630	11-	51.475	133.4	32.111	110.7	1:23.586
5-	51.950	131.8	32.914	111.3	1:24.864	12-	55.488	131.3	In		1:31.084P
6-	52.056	<b>137.0</b>	In		1:26.806P	13-	Out	135.0	32.300	111.1	3:15.946
7-	Out	132.9	32.514	111.7	4:23.982	14-	51.718	135.3	32.476	106.9	1:24.194
<b>21</b>	<b>Adam FOSTER</b> C Fozzy Racing										
1-	Out	133.7	33.472	109.8	1:31.275	9-	52.413	133.2	33.027	108.1	1:25.440
2-	53.297	134.5	33.076	109.7	1:26.373	10-	54.164	130.1	In		1:26.697P
3-	53.377	132.6	34.369	103.1	1:27.746	11-	Out	133.2	33.798	108.9	3:25.116
4-	53.580	134.8	32.573	109.5	1:26.153	12-	53.146	124.3	33.275	<b>113.2</b>	1:26.421
5-	53.418	<b>135.6</b>	34.630	86.7	1:28.048	13-	52.763	133.2	<b>32.407</b>	111.7	1:25.170
6-	54.934	127.8	34.752	111.7	1:29.686	14-	52.546	132.9	32.672	111.7	1:25.218
7-	52.528	135.3	32.781	113.0	1:25.309	15-	53.499	130.3	32.783	110.9	1:26.282
8-	<b>52.149</b>	134.2	32.631	111.3	<b>1:24.780</b>	16-	53.112	130.8	32.726	109.5	1:25.838
<b>23</b>	<b>Sam BISHOP</b> C Kester Cunningham John/Sam Bishop										
1-	Out	137.0	33.136	108.9	1:30.175	10-	<b>52.186</b>	139.2	<b>31.711</b>	116.5	<b>1:23.897</b>
2-	53.839	<b>140.4</b>	33.036	109.5	1:26.875	11-	52.316	139.5	32.229	116.7	1:24.545
3-	53.636	138.9	32.793	111.3	1:26.429	12-	52.456	139.8	32.163	114.9	1:24.619
4-	53.437	135.8	In		1:25.397P	13-	52.280	139.2	32.400	115.3	1:24.680
5-	Out	126.9	36.609	77.6	2:32.639	14-	52.978	138.9	32.809	111.5	1:25.787
6-	53.205	139.8	32.790	114.9	1:25.995	15-	52.393	138.1	31.902	113.4	1:24.295
7-	52.988	135.6	32.683	115.3	1:25.671	16-	52.474	138.4	32.481	111.1	1:24.955
8-	52.597	135.8	32.351	116.3	1:24.948	17-	52.926	133.2	32.193	<b>116.9</b>	1:25.119
9-	52.906	139.5	32.215	116.1	1:25.121						
<b>28</b>	<b>Ben BROADWAY</b> C Ben Broadway Racing										
1-	Out	111.7	36.990	101.2	1:41.861	9-	55.016	117.5	34.723	103.2	1:29.739

Thruxton  
Circuit Length = 2.3560 miles  
Start: 17:31 End: 17:58

Weather / Track : Sunny / Dry

**MCRCB BULLETIN TK075**

**2009 Focused Events KTM RC8 Super Cup & Under 25 Cup**

**QUALIFYING - SECTOR ANALYSIS**

2-	58.030	115.9	In		1:35.835P	10-	55.397	125.4	34.682	104.5	1:30.079
3-	Out	118.6	35.021	103.9	3:00.832	11-	55.347	118.6	34.895	101.8	1:30.242
4-	57.318	119.2	34.692	106.7	1:32.010	12-	55.129	120.3	34.615	105.5	1:29.744
5-	55.988	120.5	34.594	106.9	1:30.582	13-	<b>54.731</b>	123.8	34.556	103.7	<b>1:29.287</b>
6-	55.186	124.7	34.844	106.3	1:30.030	14-	55.184	123.1	34.922	104.0	1:30.106
7-	55.310	<b>126.4</b>	34.554	106.3	1:29.864	15-	55.567	125.0	<b>34.236</b>	101.8	1:29.803
8-	55.234	120.5	34.552	105.0	1:29.786	16-	55.333	119.0	35.017	<b>109.7</b>	1:30.350
<b>33</b>	<b>Francis WILLIAMSON SJ Racing / Bracken Motorcycles</b>										
1-	Out	132.6	33.169	113.9	1:30.053	10-	Out	134.5	31.997	114.9	3:37.782
2-	53.092	137.0	32.016	116.7	1:25.108	11-	51.921	133.9	32.725	116.5	1:24.646
3-	51.529	<b>139.5</b>	31.779	116.3	1:23.308	12-	50.987	137.2	<b>31.205</b>	116.7	<b>1:22.192</b>
4-	51.284	136.4	31.368	117.1	1:22.652	13-	51.599	134.5	32.301	115.3	1:23.900
5-	51.058	138.4	31.440	117.3	1:22.498	14-	51.521	137.2	31.592	<b>118.8</b>	1:23.113
6-	51.363	138.4	31.775	116.5	1:23.138	15-	<b>50.832</b>	135.8	31.578	117.1	1:22.410
7-	51.301	135.6	31.408	117.7	1:22.709	16-	51.025	137.5	31.561	115.7	1:22.586
8-	51.482	135.0	32.038	117.5	1:23.520	17-	51.361	135.6	31.751	113.7	1:23.112
9-	52.886	135.3	In		1:25.384P						
<b>43</b>	<b>Ben TAYLOR M &amp; B Motorsport</b>										
1-	Out	128.6	35.461	114.5	1:33.911	10-	52.272	134.8	33.166	110.9	1:25.438
2-	54.819	138.4	33.614	114.9	1:28.433	11-	51.970	137.5	33.014	115.3	1:24.984
3-	52.584	<b>140.1</b>	33.075	115.1	1:25.659	12-	51.921	137.0	32.648	115.1	1:24.569
4-	52.136	139.8	32.800	114.9	1:24.936	13-	51.904	135.6	32.394	112.4	1:24.298
5-	52.405	137.5	33.006	<b>116.9</b>	1:25.411	14-	51.838	137.0	32.808	114.9	1:24.646
6-	52.114	137.0	32.661	115.7	1:24.775	15-	52.118	136.1	32.325	113.7	1:24.443
7-	52.019	138.1	33.312	114.5	1:25.331	16-	<b>51.609</b>	138.1	<b>32.112</b>	114.7	<b>1:23.721</b>
8-	51.984	137.0	32.538	113.0	1:24.522	17-	56.983	110.7	In		1:32.891P
9-	52.166	132.1	32.746	115.5	1:24.912						
<b>69</b>	<b>Shaun GILBERT Art of Racing / Boast Plumbing</b>										
1-	Out	123.8	33.981	110.7	1:29.868	9-	52.779	135.0	32.667	113.7	1:25.446
2-	55.024	133.9	33.320	112.8	1:28.344	10-	52.575	136.1	32.641	115.1	1:25.216
3-	53.764	<b>136.4</b>	33.427	112.6	1:27.191	11-	52.377	136.1	32.351	<b>115.5</b>	1:24.728
4-	53.570	131.6	32.961	112.2	1:26.531	12-	52.238	136.1	<b>32.117</b>	114.9	1:24.355
5-	53.286	133.9	In		1:25.840P	13-	52.732	133.2	32.512	114.1	1:25.244
6-	Out	130.1	32.892	113.5	3:53.436	14-	<b>52.076</b>	<b>136.4</b>	32.278	112.6	<b>1:24.354</b>
7-	53.429	132.4	32.511	113.9	1:25.940	15-	52.352	136.1	32.767	114.1	1:25.119
8-	52.962	134.2	32.814	112.4	1:25.776	16-	52.628	135.3	32.265	114.7	1:24.893
<b>71</b>	<b>Ritchie THORNTON TA Creative Ltd / P&amp;H Motorcycles</b>										
1-	Out	124.7	35.510	108.6	1:35.359	10-	56.392	112.2	33.713	102.8	1:30.105
2-	54.560	122.0	35.252	76.9	1:29.812	11-	54.036	130.8	33.131	112.6	1:27.167
3-	56.128	132.6	35.026	115.1	1:31.154	12-	52.565	132.6	32.769	114.9	1:25.334
4-	52.895	<b>134.2</b>	32.815	<b>115.5</b>	1:25.710	13-	<b>52.077</b>	133.7	33.027	114.1	1:25.104
5-	52.654	127.6	32.942	113.2	1:25.596	14-	52.813	128.3	32.987	113.0	1:25.800
6-	53.039	128.6	34.309	108.9	1:27.348	15-	53.254	132.4	32.729	113.7	1:25.983
7-	52.979	132.4	32.522	115.1	1:25.501	16-	52.310	131.8	32.556	113.7	1:24.866
8-	52.336	132.6	<b>32.473</b>	115.3	<b>1:24.809</b>	17-	52.461	131.1	33.117	111.7	1:25.578
9-	52.456	132.4	32.658	113.7	1:25.114	18-	52.536	132.6	32.948	114.1	1:25.484
<b>74</b>	<b>Rikki OWEN RO Racing</b>										
1-	Out	120.5	35.683	110.0	1:38.117	9-	Out	131.8	33.833	112.8	4:40.934
2-	54.742	137.5	33.430	<b>116.1</b>	1:28.172	10-	52.558	134.8	32.542	113.5	1:25.100
3-	52.114	139.5	32.592	111.5	1:24.706	11-	52.434	136.4	33.080	115.3	1:25.514
4-	51.444	135.6	33.197	113.5	1:24.641	12-	52.034	132.9	32.549	114.7	1:24.583
5-	52.332	136.1	32.565	113.9	1:24.897	13-	51.945	136.1	32.981	115.1	1:24.926
6-	<b>51.231</b>	<b>140.4</b>	<b>32.415</b>	115.7	<b>1:23.646</b>	14-	51.652	135.3	32.725	114.3	1:24.377
7-	51.445	138.4	32.540	114.5	1:23.985	15-	51.575	136.7	32.828	115.1	1:24.403
8-	54.260	129.1	In		1:29.208P	16-	54.425	133.4	In		1:27.735P
<b>77</b>	<b>Jonathan RAILTON C Ducks X Racing</b>										
1-	Out	133.4	33.017	115.1	1:29.694	9-	52.908	129.1	In		1:26.428P
2-	53.748	137.8	31.832	115.9	1:25.580	10-	Out	132.6	32.560	114.7	2:58.731
3-	51.865	137.5	31.802	115.5	1:23.667	11-	52.158	137.8	31.496	116.1	1:23.654

Thruxton  
Circuit Length = 2.3560 miles  
Start: 17:31 End: 17:58

Weather / Track : Sunny / Dry

# MCRCB BULLETIN TK075

## 2009 Focused Events KTM RC8 Super Cup & Under 25 Cup

### QUALIFYING - SECTOR ANALYSIS

4-	51.403	138.9	31.352	117.1	1:22.755	12-	51.573	137.2	31.531	115.9	1:23.104
5-	<b>51.180</b>	138.4	<b>31.192</b>	115.9	<b>1:22.372</b>	13-	51.548	135.0	31.978	114.3	1:23.526
6-	51.198	<b>140.7</b>	31.208	<b>117.3</b>	1:22.406	14-	51.846	137.0	31.615	116.1	1:23.461
7-	51.755	138.1	31.475	<b>117.3</b>	1:23.230	15-	53.811	122.2	In		1:27.770 P
8-	51.548	137.0	31.863	116.7	1:23.411	16-	Out	125.4	35.290	99.3	3:03.200
<b>81</b>	<b>Pauli PEKKANEN</b> Inmoto Corse										
1-	Out	131.6	32.700	113.2	1:27.431	10-	50.857	139.8	31.201	<b>118.6</b>	1:22.058
2-	51.771	137.5	31.577	117.5	1:23.348	11-	50.974	137.8	31.592	117.5	1:22.566
3-	51.349	139.2	<b>31.168</b>	117.9	1:22.517	12-	50.949	<b>140.1</b>	32.494	117.1	1:23.443
4-	52.791	138.1	31.654	118.4	1:24.445	13-	50.683	137.2	31.206	118.4	<b>1:21.889</b>
5-	51.137	138.7	31.343	<b>118.6</b>	1:22.480	14-	<b>50.586</b>	137.8	31.381	117.3	1:21.967
6-	51.145	137.8	31.543	117.5	1:22.688	15-	50.720	138.9	31.360	117.5	1:22.080
7-	51.367	138.7	31.451	114.1	1:22.818	16-	50.651	139.5	31.377	118.1	1:22.028
8-	54.126	113.0	34.243	116.9	1:28.369	17-	51.055	139.2	31.400	116.1	1:22.455
9-	54.296	136.4	34.773	<b>118.6</b>	1:29.069	18-	50.820	137.2	31.425	116.7	1:22.245
<b>88</b>	<b>James EDMEADES</b> Redline Motorcycles / VCG										
1-	Out	131.8	33.429	113.7	1:30.468	9-	53.420	127.6	In		1:29.151 P
2-	52.857	138.4	32.712	115.5	1:25.569	10-	Out	133.9	32.135	115.3	4:57.179
3-	51.328	137.2	32.265	115.9	1:23.593	11-	50.314	137.0	31.623	117.3	1:21.937
4-	51.014	138.4	31.555	117.5	1:22.569	12-	51.763	126.4	33.849	116.3	1:25.612
5-	50.617	137.5	31.711	116.3	1:22.328	13-	51.038	136.7	31.659	115.9	1:22.697
6-	50.443	<b>141.0</b>	31.593	118.1	1:22.036	14-	51.486	127.8	31.517	117.7	1:23.003
7-	51.129	135.8	31.600	115.7	1:22.729	15-	53.356	138.4	31.281	117.7	1:24.637
8-	50.823	138.7	31.505	117.3	1:22.328	16-	<b>49.985</b>	140.4	<b>31.069</b>	<b>118.6</b>	<b>1:21.054</b>

# MCRCB BULLETIN TK076

## 2009 Focused Events KTM RC8 Super Cup & Under 25 Cup

### QUALIFYING - SPEED TRAPS

SECTOR 1				SECTOR 2			FINISH LINE			
POS	NO	NAME	MPH	NO	NAME	MPH	NO	NAME	MPH	
1	0	Alastair FAGAN	144.0				1	David WOOD	119.8	
2	88	James EDMEADES	141.0				0	Alastair FAGAN	118.8	
3	77	Jonathan RAILTON	140.7				33	Francis WILLIAMSON	118.8	
4	23	Sam BISHOP	140.4				81	Pauli PEKKANEN	118.6	
5	74	Rikki OWEN	140.4				88	James EDMEADES	118.6	
6	1	David WOOD	140.1				11	Kelvin REILLY	117.3	
7	43	Ben TAYLOR	140.1				77	Jonathan RAILTON	117.3	
8	81	Pauli PEKKANEN	140.1				23	Sam BISHOP	116.9	
9	33	Francis WILLIAMSON	139.5				43	Ben TAYLOR	116.9	
10	13	Andy BATTYE	138.4				8	Ed SMITH	116.5	
11	4	Dave HEAL	137.8				4	Dave HEAL	116.3	
12	11	Kelvin REILLY	137.8				74	Rikki OWEN	116.1	
13	19	Peter GOLDEN	137.0				16	Taryn SKINNER	115.7	
14	8	Ed SMITH	136.4				69	Shaun GILBERT	115.5	
15	69	Shaun GILBERT	136.4				71	Ritchie THORNTON	115.5	
16	21	Adam FOSTER	135.6				13	Andy BATTYE	115.1	
17	16	Taryn SKINNER	135.3				19	Peter GOLDEN	114.5	
18	71	Ritchie THORNTON	134.2				18	Jon PAINE	114.1	
19	10	Andrew MARRIOTT	133.4				10	Andrew MARRIOTT	113.9	
20	14	Nick HOB DEN	131.6				21	Adam FOSTER	113.2	
21	18	Jon PAINE	127.3				14	Nick HOB DEN	112.8	
22	28	Ben BROADWAY	126.4				28	Ben BROADWAY	109.7	

Weather / Track : Sunny / Dry

www.tsl-timing.com

Thruxton  
Circuit Length = 2.3560 miles  
Start: 17:31 End: 17:58

Printed - 17.59 Saturday, 30 May 2009

# MCRCB BULLETIN TK077

## 2009 Focused Events KTM RC8 Super Cup & Under 25 Cup

### QUALIFYING - BEST SECTORS


SECTOR 1			SECTOR 2			IDEAL / BEST COMPARISON						
POS	NO	NAME	TIME	NO	NAME	TIME	POS	NO	NAME	IDEAL	BEST	DIFF
1	1	WOOD	49.773	1	WOOD	30.998	1	1	WOOD	1:20.771	1:20.782	0.011
2	88	EDMEADES	49.985	88	EDMEADES	31.069	2	88	EDMEADES	1:21.054	1:21.054	0.000
3	11	REILLY	50.461	81	PEKKANEN	31.168	3	11	REILLY	1:21.665	1:21.913	0.248
4	0	FAGAN	50.528	77	RAILTON	31.192	4	81	PEKKANEN	1:21.754	1:21.889	0.135
5	8	SMITH	50.559	11	REILLY	31.204	5	0	FAGAN	1:21.783	1:21.783	0.000
6	81	PEKKANEN	50.586	33	WILLIAMSON	31.205	6	8	SMITH	1:21.953	1:21.953	0.000
7	4	HEAL	50.790	0	FAGAN	31.255	7	33	WILLIAMSON	1:22.037	1:22.192	0.155
8	33	WILLIAMSON	50.832	8	SMITH	31.394	8	4	HEAL	1:22.258	1:22.307	0.049
9	77	RAILTON	51.180	4	HEAL	31.468	9	77	RAILTON	1:22.372	1:22.372	0.000
10	19	GOLDEN	51.220	23	BISHOP	31.711	10	19	GOLDEN	1:23.280	1:23.512	0.232
11	74	OWEN	51.231	16	SKINNER	31.842	11	16	SKINNER	1:23.485	1:24.015	0.530
12	43	TAYLOR	51.609	19	GOLDEN	32.060	12	74	OWEN	1:23.646	1:23.646	0.000
13	16	SKINNER	51.643	43	TAYLOR	32.112	13	43	TAYLOR	1:23.721	1:23.721	0.000
14	13	BATTYE	52.025	69	GILBERT	32.117	14	23	BISHOP	1:23.897	1:23.897	0.000
15	69	GILBERT	52.076	21	FOSTER	32.407	15	69	GILBERT	1:24.193	1:24.354	0.161
16	71	THORNTON	52.077	74	OWEN	32.415	16	71	THORNTON	1:24.550	1:24.809	0.259
17	21	FOSTER	52.149	71	THORNTON	32.473	17	21	FOSTER	1:24.556	1:24.780	0.224
18	10	MARRIOTT	52.169	10	MARRIOTT	32.566	18	13	BATTYE	1:24.607	1:24.607	0.000
19	23	BISHOP	52.186	13	BATTYE	32.582	19	10	MARRIOTT	1:24.735	1:25.007	0.272
20	14	HOBDEN	52.648	14	HOBDEN	32.611	20	14	HOBDEN	1:25.259	1:25.259	0.000
21	18	PAINE	53.704	18	PAINE	34.050	21	18	PAINE	1:27.754	1:27.754	0.000
22	28	BROADWAY	54.731	28	BROADWAY	34.236	22	28	BROADWAY	1:28.967	1:29.287	0.320
										<b>Perfect lap</b>	<b>1:20.771</b>	

# MCRCB BULLETIN TK078

## 2009 Focused Events KTM RC8 Super Cup & Under 25 Cup

### RACE 3 - PROVISIONAL GRID

ROW 6		1:29.287 28 Ben BROADWAY	1:27.754 18 Jon PAINE	
ROW 5	1:25.259 14 Nick HOBDEN	1:25.007 10 Andrew MARRIOTT	1:24.809 71 Ritchie THORNTON	1:24.780 21 Adam FOSTER
ROW 4	1:24.607 13 Andy BATTYE	1:24.354 69 Shaun GILBERT	1:24.015 16 Taryn SKINNER	1:23.897 23 Sam BISHOP
ROW 3	1:23.721 43 Ben TAYLOR	1:23.646 74 Rikki OWEN	1:23.512 19 Peter GOLDEN	1:22.372 77 Jonathan RAILTON
ROW 2	1:22.307 4 Dave HEAL	1:22.192 33 Francis WILLIAMSON	1:21.953 8 Ed SMITH	1:21.913 11 Kelvin REILLY
ROW 1	1:21.889 81 Pauli PEKKANEN	1:21.783 0 Alastair FAGAN	1:21.054 88 James EDMEADES	1:20.782 1 David WOOD
<b>Pole</b>				



Thruxton  
Circuit Length = 2.3560 miles

Race Director :	Stewards :	Timekeeper :
-----------------	------------	--------------

# MCRCB BULLETIN TK080

## 2009 Focused Events KTM RC8 Super Cup & Under 25 Cup WARM-UP - CLASSIFICATION

POS	NO	CL	NAME	ENTRY	TIME	ON	LAPS	GAP	DIFF	MPH
1	0		<b>Alastair FAGAN</b>	KTM - KYM UK / Fast Bikes Magazine	<b>1:21.757</b>	6	7			103.74
2	81		<b>Pauli PEKKANEN</b>	KTM - Inmoto Corse	<b>1:21.967</b>	6	8	<b>0.210</b>	0.210	103.47
3	11		<b>Kelvin REILLY</b>	KTM - Inmoto Corse	<b>1:22.292</b>	6	7	<b>0.535</b>	0.325	103.06
4	1		<b>David WOOD</b>	KTM - KTM UK	<b>1:22.478</b>	4	6	<b>0.721</b>	0.186	102.83
5	77	C	<b>Jonathan RAILTON</b>	KTM - Ducks X Racing	<b>1:22.884</b>	4	7	<b>1.127</b>	0.406	102.33
6	33		<b>Francis WILLIAMSON</b>	KTM - SJ Racing / Bracken Motorcycles	<b>1:22.978</b>	6	7	<b>1.221</b>	0.094	102.21
7	8		<b>Ed SMITH</b>	KTM - Redline KTM	<b>1:22.993</b>	6	7	<b>1.236</b>	0.015	102.19
8	4		<b>Dave HEAL</b>	KTM - Littlewood Fencing / D Heal R'g	<b>1:23.584</b>	6	7	<b>1.827</b>	0.591	101.47
9	43		<b>Ben TAYLOR</b>	KTM - M & B Motorsport	<b>1:23.827</b>	4	7	<b>2.070</b>	0.243	101.17
10	23	C	<b>Sam BISHOP</b>	KTM - Kester Cunningham John/Sam Bishop	<b>1:24.075</b>	6	7	<b>2.318</b>	0.248	100.88
11	19		<b>Peter GOLDEN</b>	KTM - PGRacing	<b>1:24.127</b>	5	6	<b>2.370</b>	0.052	100.81
12	71		<b>Ritchie THORNTON</b>	KTM - TA Creative Ltd / P&H Motorcycles	<b>1:24.628</b>	7	7	<b>2.871</b>	0.501	100.22
13	10		<b>Andrew MARRIOTT</b>	KTM - AMR Racing	<b>1:24.962</b>	6	7	<b>3.205</b>	0.334	99.82
14	16	C	<b>Taryn SKINNER</b>	KTM - CarCarc Racing	<b>1:24.969</b>	7	7	<b>3.212</b>	0.007	99.81
15	13		<b>Andy BATTYE</b>	KTM - Anthracite Racing	<b>1:25.003</b>	7	7	<b>3.246</b>	0.034	99.77
16	69		<b>Shaun GILBERT</b>	KTM - Art of Racing / Boast Plumbing	<b>1:25.012</b>	5	6	<b>3.255</b>	0.009	99.76
17	74		<b>Rikki OWEN</b>	KTM - RO Racing	<b>1:25.178</b>	6	7	<b>3.421</b>	0.166	99.57
18	18	C	<b>Jon PAINE</b>	KTM - Jon Paine Racing	<b>1:26.792</b>	6	7	<b>5.035</b>	1.614	97.72
19	28	C	<b>Ben BROADWAY</b>	KTM - Ben Broadway Racing	<b>1:27.702</b>	6	7	<b>5.945</b>	0.910	96.70
20	21	C	<b>Adam FOSTER</b>	KTM - Fozzy Racing	<b>1:28.082</b>	4	5	<b>6.325</b>	0.380	96.29
21	14		<b>Nick HOBDEN</b>	KTM - Littlewood Fencing / D Heal R'g	<b>1:28.773</b>	5	7	<b>7.016</b>	0.691	95.54
22	88		<b>James EDMEADES</b>	KTM - Redline Motorcycles / VCG	<b>1:31.372</b>	2	3	<b>9.615</b>	2.599	92.82

Weather / Track : Sunny / Dry

These results are provisional until the conclusion of any judicial and technical matters.

Thruxton  
Circuit Length = 2.3560 miles  
Start: 08:55 End: 09:06

Race Director :

Stewards :

Timekeeper :

MCRCB BULLETIN TK081

2009 Focused Events KTM RC8 Super Cup & Under 25 Cup

WARM-UP - SECTOR ANALYSIS

<b>0</b>	<b>Alastair FAGAN</b> KYM UK / Fast Bikes Magazine										
1-	Out	138.7	33.167	115.9	1:27.404	5-	58.625	98.0	40.875	<b>117.3</b>	1:39.500
2-	51.287	140.7	32.311	116.3	1:23.598	6-	<b>50.338</b>	<b>141.6</b>	<b>31.419</b>	116.9	<b>1:21.757</b>
3-	50.901	141.0	31.646	115.5	1:22.547	7-	50.364	138.9	32.183	114.3	1:22.547
4-	50.616	141.0	31.422	115.1	1:22.038						
<b>1</b>	<b>David WOOD</b> KTM UK										
1-	Out	132.4	32.778	115.3	1:29.110	4-	<b>50.722</b>	132.1	31.756	117.7	<b>1:22.478</b>
2-	51.650	132.9	32.139	117.5	1:23.789	5-	51.104	133.2	<b>31.698</b>	115.5	1:22.802
3-	51.241	<b>135.3</b>	31.864	<b>118.4</b>	1:23.105	6-	56.086	119.8	37.909	101.7	1:33.995
<b>4</b>	<b>Dave HEAL</b> Littlewood Fencing / D Heal R'g										
1-	Out	113.9	35.496	109.5	1:37.327	5-	51.622	132.1	<b>32.055</b>	112.4	1:23.677
2-	57.077	126.9	33.042	113.2	1:30.119	6-	51.484	<b>134.8</b>	32.100	113.5	<b>1:23.584</b>
3-	52.217	134.5	32.440	<b>114.5</b>	1:24.657	7-	<b>51.305</b>	132.9	32.528	113.2	1:23.833
4-	51.998	133.7	32.323	113.9	1:24.321						
<b>8</b>	<b>Ed SMITH</b> Redline KTM										
1-	Out	127.3	33.940	112.0	1:31.809	5-	51.098	136.7	32.242	113.2	1:23.340
2-	53.255	133.4	33.278	112.8	1:26.533	6-	51.070	135.8	<b>31.923</b>	<b>114.7</b>	<b>1:22.993</b>
3-	52.353	135.3	33.313	113.2	1:25.666	7-	<b>50.982</b>	135.6	32.123	113.0	1:23.105
4-	51.863	<b>137.8</b>	32.356	114.5	1:24.219						
<b>10</b>	<b>Andrew MARRIOTT</b> AMR Racing										
1-	Out	128.8	34.586	110.4	1:31.529	5-	52.722	<b>135.0</b>	<b>32.545</b>	113.9	1:25.267
2-	58.752	130.1	33.596	110.0	1:32.348	6-	<b>52.070</b>	132.6	32.892	112.6	<b>1:24.962</b>
3-	54.555	129.6	32.872	112.0	1:27.427	7-	52.752	129.6	32.594	113.0	1:25.346
4-	53.457	133.4	33.050	<b>114.1</b>	1:26.507						
<b>11</b>	<b>Kelvin REILLY</b> Inmoto Corse										
1-	Out	133.4	32.709	110.6	1:29.798	5-	50.648	135.8	31.697	115.7	1:22.345
2-	51.294	135.8	32.083	114.1	1:23.377	6-	<b>50.641</b>	133.9	<b>31.651</b>	114.9	<b>1:22.292</b>
3-	50.873	<b>137.0</b>	32.031	<b>116.1</b>	1:22.904	7-	50.832	135.8	32.825	111.5	1:23.657
4-	50.784	133.2	32.033	114.3	1:22.817						
<b>13</b>	<b>Andy BATTYE</b> Anthracite Racing										
1-	Out	123.6	35.119	111.7	1:34.481	5-	52.487	136.1	32.909	115.3	1:25.396
2-	53.534	137.0	33.225	114.1	1:26.759	6-	52.277	<b>137.5</b>	32.852	114.9	1:25.129
3-	<b>52.053</b>	130.8	33.234	<b>115.9</b>	1:25.287	7-	52.298	135.3	<b>32.705</b>	114.7	<b>1:25.003</b>
4-	52.103	135.8	33.209	109.8	1:25.312						
<b>14</b>	<b>Nick HOBDEN</b> Littlewood Fencing / D Heal R'g										
1-	Out	113.4	36.319	104.4	1:37.118	5-	54.563	<b>125.4</b>	34.210	106.7	<b>1:28.773</b>
2-	55.950	121.6	34.893	105.5	1:30.843	6-	<b>54.365</b>	121.6	35.300	104.7	1:29.665
3-	54.481	123.8	35.030	<b>107.2</b>	1:29.511	7-	54.652	119.2	<b>34.164</b>	104.4	1:28.816
4-	54.442	124.7	34.436	105.2	1:28.878						
<b>16</b>	<b>Taryn SKINNER</b> C CarCarc Racing										
1-	Out	126.1	33.906	111.1	1:30.679	5-	52.396	131.6	<b>32.672</b>	113.9	1:25.068
2-	54.394	126.4	34.604	111.5	1:28.998	6-	52.180	129.1	32.938	<b>114.7</b>	1:25.118
3-	52.800	<b>134.5</b>	32.916	114.1	1:25.716	7-	<b>52.163</b>	128.6	32.806	114.3	<b>1:24.969</b>
4-	52.682	132.9	34.093	<b>114.7</b>	1:26.775						
<b>18</b>	<b>Jon PAINE</b> C Jon Paine Racing										
1-	Out	127.6	35.032	108.2	1:34.385	5-	53.444	121.1	34.117	112.0	1:27.561
2-	54.305	<b>130.3</b>	33.998	113.0	1:28.303	6-	<b>52.733</b>	127.6	34.059	107.0	<b>1:26.792</b>
3-	53.591	121.4	34.377	<b>113.7</b>	1:27.968	7-	53.076	126.6	33.735	112.8	1:26.811
4-	53.278	123.6	<b>33.730</b>	112.2	1:27.008						
<b>19</b>	<b>Peter GOLDEN</b> PGRacing										
1-	Out	125.0	34.644	108.9	1:35.078	4-	52.130	131.3	32.663	111.3	1:24.793
2-	53.592	131.6	33.313	111.5	1:26.905	5-	<b>51.430</b>	132.4	32.697	112.4	<b>1:24.127</b>

Thruxton  
Circuit Length = 2.3560 miles  
Start: 08:55 End: 09:06

Weather / Track : Sunny / Dry

MCRCB BULLETIN TK081

2009 Focused Events KTM RC8 Super Cup & Under 25 Cup

WARM-UP - SECTOR ANALYSIS

3-	52.207	<b>135.8</b>	<b>32.617</b>	<b>113.0</b>	1:24.824	6-	51.965	133.7	In	1:24.894P	
<b>21</b>	<b>Adam FOSTER</b>				C	<b>Fozzy Racing</b>					
1-	Out	121.4	37.802	101.1	1:39.693	4-	54.170	130.8	<b>33.912</b>	108.4	<b>1:28.082</b>
2-	1:08.792	71.5	In		1:52.440P	5-	<b>53.429</b>	<b>132.4</b>	35.108	104.2	1:28.537
3-	Out	126.9	34.179	<b>108.9</b>	4:08.599						
<b>23</b>	<b>Sam BISHOP</b>				C	<b>Kester Cunningham John/Sam Bishop</b>					
1-	Out	135.6	33.167	113.2	1:28.536	5-	52.229	137.5	32.678	112.4	1:24.907
2-	53.259	138.4	33.284	107.5	1:26.543	6-	<b>51.804</b>	138.4	32.271	114.9	<b>1:24.075</b>
3-	54.337	138.9	33.253	113.4	1:27.590	7-	51.953	<b>139.8</b>	<b>32.229</b>	<b>115.7</b>	1:24.182
4-	52.609	138.7	32.745	113.0	1:25.354						
<b>28</b>	<b>Ben BROADWAY</b>				C	<b>Ben Broadway Racing</b>					
1-	Out	118.8	37.408	98.0	1:39.304	5-	55.002	120.7	35.321	109.1	1:30.323
2-	56.611	122.2	35.988	107.2	1:32.599	6-	<b>53.473</b>	<b>128.6</b>	<b>34.229</b>	110.4	<b>1:27.702</b>
3-	55.358	122.5	35.031	109.1	1:30.389	7-	54.851	126.6	34.984	<b>112.0</b>	1:29.835
4-	53.942	125.7	34.773	108.8	1:28.715						
<b>33</b>	<b>Francis WILLIAMSON</b>				SJ Racing / Bracken Motorcycles						
1-	Out	133.2	33.832	114.3	1:31.953	5-	51.337	<b>137.2</b>	32.044	114.7	1:23.381
2-	52.797	136.4	33.784	113.9	1:26.581	6-	51.223	136.1	<b>31.755</b>	<b>115.9</b>	<b>1:22.978</b>
3-	52.274	134.8	32.688	115.5	1:24.962	7-	51.388	136.1	31.792	114.5	1:23.180
4-	<b>51.151</b>	131.3	32.202	<b>115.9</b>	1:23.353						
<b>43</b>	<b>Ben TAYLOR</b>				M & B Motorsport						
1-	Out	131.1	34.246	116.5	1:28.043	5-	51.793	135.8	32.476	117.7	1:24.269
2-	52.587	<b>138.4</b>	32.760	117.1	1:25.347	6-	53.658	98.0	32.849	115.3	1:26.507
3-	52.589	135.3	32.390	116.7	1:24.979	7-	52.069	136.4	32.303	<b>118.4</b>	1:24.372
4-	<b>51.553</b>	137.8	<b>32.274</b>	117.9	<b>1:23.827</b>						
<b>69</b>	<b>Shaun GILBERT</b>				Art of Racing / Boast Plumbing						
1-	Out	131.1	33.834	113.4	1:31.347	4-	Out	131.1	33.296	115.5	2:24.581
2-	54.435	<b>135.8</b>	In		1:27.849P	5-	<b>52.733</b>	133.9	<b>32.279</b>	<b>115.9</b>	<b>1:25.012</b>
3-	Out	112.6	In		2:51.767P	6-	52.975	130.3	32.671	114.3	1:25.646
<b>71</b>	<b>Ritchie THORNTON</b>				TA Creative Ltd / P&H Motorcycles						
1-	Out	127.6	34.627	110.4	1:33.254	5-	52.121	135.6	33.113	113.5	1:25.234
2-	53.420	<b>136.7</b>	33.357	112.6	1:26.777	6-	52.377	132.4	32.880	113.4	1:25.257
3-	52.071	136.4	32.906	113.4	1:24.977	7-	<b>52.010</b>	133.2	<b>32.618</b>	<b>113.9</b>	<b>1:24.628</b>
4-	52.252	134.8	32.913	113.2	1:25.165						
<b>74</b>	<b>Rikki OWEN</b>				RO Racing						
1-	Out	125.7	35.320	109.8	1:37.811	5-	52.356	<b>137.5</b>	33.268	112.0	1:25.624
2-	54.784	132.9	33.278	112.2	1:28.062	6-	<b>51.768</b>	136.4	33.410	113.4	<b>1:25.178</b>
3-	52.944	135.6	33.493	<b>113.7</b>	1:26.437	7-	52.847	131.8	34.251	112.0	1:27.098
4-	52.535	133.9	<b>33.096</b>	113.4	1:25.631						
<b>77</b>	<b>Jonathan RAILTON</b>				C	<b>Ducks X Racing</b>					
1-	Out	133.4	32.965	114.1	1:28.721	5-	<b>51.354</b>	138.1	32.277	114.7	1:23.631
2-	52.865	139.2	31.959	116.1	1:24.824	6-	51.803	136.1	31.648	116.1	1:23.451
3-	51.764	138.1	31.691	114.7	1:23.455	7-	51.547	137.0	32.308	114.3	1:23.855
4-	51.400	<b>140.1</b>	<b>31.484</b>	<b>117.1</b>	<b>1:22.884</b>						
<b>81</b>	<b>Pauli PEKKANEN</b>				Inmoto Corse						
1-	Out	138.9	32.092	116.5	1:27.658	5-	50.648	139.2	31.444	117.1	1:22.092
2-	51.120	138.7	31.630	116.7	1:22.750	6-	<b>50.623</b>	<b>140.1</b>	<b>31.344</b>	116.7	<b>1:21.967</b>
3-	51.067	137.5	31.937	116.1	1:23.004	7-	50.954	138.4	31.649	<b>117.9</b>	1:22.603
4-	50.866	138.9	31.456	117.1	1:22.322	8-	50.739	137.8	31.656	114.5	1:22.395
<b>88</b>	<b>James EDMEADES</b>				Redline Motorcycles / VCG						
1-	Out	124.7	37.098	107.2	1:40.555	3-	<b>51.846</b>	135.0	In		1:31.960P
2-	57.772	<b>135.3</b>	<b>33.600</b>	<b>114.5</b>	<b>1:31.372</b>						

Thruxton  
Circuit Length = 2.3560 miles  
Start: 08:55 End: 09:06

Weather / Track : Sunny / Dry

# MCRCB BULLETIN TK082

## 2009 Focused Events KTM RC8 Super Cup & Under 25 Cup

### WARM-UP - SPEED TRAPS

SECTOR 1				SECTOR 2			FINISH LINE			
POS	NO	NAME	MPH	NO	NAME	MPH	NO	NAME	MPH	
1	0	Alastair FAGAN	141.6				1	David WOOD	118.4	
2	77	Jonathan RAILTON	140.1				43	Ben TAYLOR	118.4	
3	81	Pauli PEKKANEN	140.1				81	Pauli PEKKANEN	117.9	
4	23	Sam BISHOP	139.8				0	Alastair FAGAN	117.3	
5	43	Ben TAYLOR	138.4				77	Jonathan RAILTON	117.1	
6	8	Ed SMITH	137.8				11	Kelvin REILLY	116.1	
7	13	Andy BATTYE	137.5				13	Andy BATTYE	115.9	
8	74	Rikki OWEN	137.5				33	Francis WILLIAMSON	115.9	
9	33	Francis WILLIAMSON	137.2				69	Shaun GILBERT	115.9	
10	11	Kelvin REILLY	137.0				23	Sam BISHOP	115.7	
11	71	Ritchie THORNTON	136.7				8	Ed SMITH	114.7	
12	19	Peter GOLDEN	135.8				16	Taryn SKINNER	114.7	
13	69	Shaun GILBERT	135.8				4	Dave HEAL	114.5	
14	1	David WOOD	135.3				88	James EDMEADES	114.5	
15	88	James EDMEADES	135.3				10	Andrew MARRIOTT	114.1	
16	10	Andrew MARRIOTT	135.0				71	Ritchie THORNTON	113.9	
17	4	Dave HEAL	134.8				18	Jon PAINE	113.7	
18	16	Taryn SKINNER	134.5				74	Rikki OWEN	113.7	
19	21	Adam FOSTER	132.4				19	Peter GOLDEN	113.0	
20	18	Jon PAINE	130.3				28	Ben BROADWAY	112.0	
21	28	Ben BROADWAY	128.6				21	Adam FOSTER	108.9	
22	14	Nick HOBDEN	125.4				14	Nick HOBDEN	107.2	

Weather / Track : Sunny / Dry

www.tsl-timing.com

Thruxton  
Circuit Length = 2.3560 miles  
Start: 08:55 End: 09:06

Printed - 09.08 Sunday, 31 May 2009

# MCRCB BULLETIN TK083

## 2009 Focused Events KTM RC8 Super Cup & Under 25 Cup

### WARM-UP - BEST SECTORS


SECTOR 1			SECTOR 2			IDEAL / BEST COMPARISON						
POS	NO	NAME	TIME	NO	NAME	TIME	POS	NO	NAME	IDEAL	BEST	DIFF
1	0	FAGAN	50.338	81	PEKKANEN	31.344	1	0	FAGAN	1:21.757	1:21.757	0.000
2	81	PEKKANEN	50.623	0	FAGAN	31.419	2	81	PEKKANEN	1:21.967	1:21.967	0.000
3	11	REILLY	50.641	77	RAILTON	31.484	3	11	REILLY	1:22.292	1:22.292	0.000
4	1	WOOD	50.722	11	REILLY	31.651	4	1	WOOD	1:22.420	1:22.478	0.058
5	8	SMITH	50.982	1	WOOD	31.698	5	77	RAILTON	1:22.838	1:22.884	0.046
6	33	WILLIAMSON	51.151	33	WILLIAMSON	31.755	6	8	SMITH	1:22.905	1:22.993	0.088
7	4	HEAL	51.305	8	SMITH	31.923	7	33	WILLIAMSON	1:22.906	1:22.978	0.072
8	77	RAILTON	51.354	4	HEAL	32.055	8	4	HEAL	1:23.360	1:23.584	0.224
9	19	GOLDEN	51.430	23	BISHOP	32.229	9	43	TAYLOR	1:23.827	1:23.827	0.000
10	43	TAYLOR	51.553	43	TAYLOR	32.274	10	23	BISHOP	1:24.033	1:24.075	0.042
11	74	OWEN	51.768	69	GILBERT	32.279	11	19	GOLDEN	1:24.047	1:24.127	0.080
12	23	BISHOP	51.804	10	MARRIOTT	32.545	12	10	MARRIOTT	1:24.615	1:24.962	0.347
13	88	EDMEADES	51.846	19	GOLDEN	32.617	13	71	THORNTON	1:24.628	1:24.628	0.000
14	71	THORNTON	52.010	71	THORNTON	32.618	14	13	BATTYE	1:24.758	1:25.003	0.245
15	13	BATTYE	52.053	16	SKINNER	32.672	15	16	SKINNER	1:24.835	1:24.969	0.134
16	10	MARRIOTT	52.070	13	BATTYE	32.705	16	74	OWEN	1:24.864	1:25.178	0.314
17	16	SKINNER	52.163	74	OWEN	33.096	17	69	GILBERT	1:25.012	1:25.012	0.000
18	18	PAINE	52.733	88	EDMEADES	33.600	18	88	EDMEADES	1:25.446	1:31.372	5.926
19	69	GILBERT	52.733	18	PAINE	33.730	19	18	PAINE	1:26.463	1:26.792	0.329
20	21	FOSTER	53.429	21	FOSTER	33.912	20	21	FOSTER	1:27.341	1:28.082	0.741
21	28	BROADWAY	53.473	14	HOBDEN	34.164	21	28	BROADWAY	1:27.702	1:27.702	0.000
22	14	HOBDEN	54.365	28	BROADWAY	34.229	22	14	HOBDEN	1:28.529	1:28.773	0.244
<b>Perfect lap</b>										<b>1:21.682</b>		

# MCRCB BULLETIN TK084

## 2009 Focused Events KTM RC8 Super Cup & Under 25 Cup

### RACE 3 - FINAL GRID

ROW 6		1:29.287 28 Ben BROADWAY	1:27.754 18 Jon PAINE	
ROW 5	1:25.259 14 Nick HOBDEN	1:25.007 10 Andrew MARRIOTT	1:24.809 71 Ritchie THORNTON	1:24.780 21 Adam FOSTER
ROW 4	1:24.607 13 Andy BATTYE	1:24.354 69 Shaun GILBERT	1:24.015 16 Taryn SKINNER	1:23.897 23 Sam BISHOP
ROW 3	1:23.721 43 Ben TAYLOR	1:23.646 74 Rikki OWEN	1:23.512 19 Peter GOLDEN	1:22.372 77 Jonathan RAILTON
ROW 2	1:22.307 4 Dave HEAL	1:22.192 33 Francis WILLIAMSON	1:21.953 8 Ed SMITH	1:21.913 11 Kelvin REILLY
ROW 1	1:21.889 81 Pauli PEKKANEN	1:21.783 0 Alastair FAGAN	1:21.054 88 James EDMEADES	1:20.782 1 David WOOD
<b>Pole</b>				



Thruxton  
Circuit Length = 2.3560 miles

Race Director :	Stewards :	Timekeeper :
-----------------	------------	--------------

# MCRCB BULLETIN TK116

## 2009 Focused Events KTM RC8 Super Cup & Under 25 Cup RACE 3 - CLASSIFICATION

POS	NO	CL	NAME	ENTRY	LAPS	TIME	GAP	DIFF	MPH	BEST	ON
1	1		David WOOD	KTM - KTM UK	12	16:20.083			103.84	1:20.817	11
2	33		Francis WILLIAMSON	KTM - SJ Racing / Bracken Motorcycles	12	16:21.263	1.180	1.180	103.72	1:21.077	11
3	81		Pauli PEKKANEN	KTM - Inmoto Corse	12	16:23.637	3.554	2.374	103.47	1:21.162	5
4	0		Alastair FAGAN	KTM - KYM UK / Fast Bikes Magazine	12	16:24.784	4.701	1.147	103.35	1:21.081	8
5	11		Kelvin REILLY	KTM - Inmoto Corse	12	16:25.414	5.331	0.630	103.28	1:21.110	5
6	88		James EDMEADES	KTM - Redline Motorcycles / VCG	12	16:25.607	5.524	0.193	103.26	1:20.921	9
7	8		Ed SMITH	KTM - Redline KTM	12	16:30.660	10.577	5.053	102.73	1:21.635	7
8	77	C	Jonathan RAILTON	KTM - Ducks X Racing	12	16:31.590	11.507	0.930	102.64	1:21.924	7
9	4		Dave HEAL	KTM - Littlewood Fencing / D Heal R'g	12	16:33.468	13.385	1.878	102.44	1:21.992	5
10	43		Ben TAYLOR	KTM - M & B Motorsport	12	16:33.740	13.657	0.272	102.41	1:22.007	6
11	23	C	Sam BISHOP	KTM - Kester Cunningham John/Sam Bishc	12	16:51.255	31.172	17.515	100.64	1:23.287	12
12	21	C	Adam FOSTER	KTM - Fozzy Racing	12	16:52.529	32.446	1.274	100.51	1:22.950	8
13	19		Peter GOLDEN	KTM - PGRacing	12	16:52.972	32.889	0.443	100.47	1:23.140	6
14	69		Shaun GILBERT	KTM - Art of Racing / Boast Plumbing	12	16:53.260	33.177	0.288	100.44	1:22.702	9
15	74		Rikki OWEN	KTM - RO Racing	12	16:53.573	33.490	0.313	100.41	1:22.856	7
16	71		Ritchie THORNTON	KTM - TA Creative Ltd / P&H Motorcycles	12	16:54.245	34.162	0.672	100.34	1:23.160	9
17	16	C	Taryn SKINNER	KTM - CarCarc Racing	12	16:57.650	37.567	3.405	100.01	1:23.508	2
18	13		Andy BATTYE	KTM - Anthracite Racing	12	16:57.806	37.723	0.156	99.99	1:23.884	12
19	10		Andrew MARRIOTT	KTM - AMR Racing	12	17:05.897	45.814	8.091	99.20	1:23.727	7
20	14		Nick HOBDEN	KTM - Littlewood Fencing / D Heal R'g	12	17:18.474	58.391	12.577	98.00	1:25.493	3
21	18	C	Jon PAINE	KTM - Jon Paine Racing	12	17:18.637	58.554	0.163	97.99	1:25.661	12
22	28	C	Ben BROADWAY	KTM - Ben Broadway Racing	12	17:40.302	1:20.219	21.665	95.99	1:26.474	7

### FASTEST LAP

1	David WOOD	KTM - KTM UK	11	1:20.817	104.94 mph	168.89 kph
77	C Jonathan RAILTON	KTM - Ducks X Racing	7	1:21.924	103.52 mph	166.61 kph

Weather / Track : Sunny / Dry

These results are provisional until the conclusion of any judicial and technical matters.

Thruxton  
Circuit Length = 2.3560 miles  
Start: 12:40 End: 12:58

Race Director :	Stewards :	Timekeeper :
-----------------	------------	--------------

# MCRCB BULLETIN TK117

## 2009 Focused Events KTM RC8 Super Cup & Under 25 Cup

### RACE 3 - LAP CHART

Lap 1			Lap 2			Lap 3			Lap 4			Lap 5		
No	Behind	Laptime	No	Behind	Laptime	No	Behind	Laptime	No	Behind	Laptime	No	Behind	Laptime
1		1:25.732	81		1:21.194	1		1:21.317	1		1:21.307	1		1:21.507
81	0.142	1:25.874	1	0.110	1:21.446	81	0.206	1:21.633	81	0.793	1:21.894	81	0.448	1:21.162
4	0.545	1:26.277	33	1.371	1:21.690	33	1.255	1:21.311	33	1.355	1:21.407	33	1.288	1:21.440
8	0.743	1:26.475	11	2.122	1:22.119	0	2.341	1:21.435	0	2.215	1:21.181	0	1.877	1:21.169
33	1.017	1:26.749	0	2.333	1:21.300	11	2.470	1:21.775	11	2.698	1:21.535	11	2.301	1:21.110
11	1.339	1:27.071	4	2.556	1:23.347	4	3.353	1:22.224	88	4.142	1:21.944	88	3.722	1:21.087
88	1.494	1:27.226	8	2.692	1:23.285	88	3.505	1:22.044	4	4.525	1:22.479	4	5.010	1:21.992
43	1.747	1:27.479	88	2.888	1:22.730	8	3.672	1:22.407	77	4.659	1:22.077	77	5.193	1:22.041
77	1.987	1:27.719	43	3.283	1:22.872	77	3.889	1:22.024	8	4.792	1:22.427	8	5.403	1:22.118
0	2.369	1:28.101	77	3.292	1:22.641	43	4.136	1:22.280	43	5.159	1:22.330	43	6.200	1:22.548
23	2.760	1:28.492	23	5.070	1:23.646	16	8.481	1:24.248	23	11.161	1:23.884	23	13.562	1:23.908
16	3.488	1:29.220	16	5.660	1:23.508	23	8.584	1:24.941	16	11.949	1:24.775	19	14.227	1:23.449
13	3.765	1:29.497	13	6.469	1:24.040	19	9.150	1:23.916	19	12.285	1:24.442	16	14.583	1:24.141
19	3.930	1:29.662	19	6.661	1:24.067	13	9.448	1:24.406	21	12.973	1:23.958	74	14.950	1:23.112
21	4.479	1:30.211	21	7.225	1:24.082	21	10.322	1:24.524	13	13.045	1:24.904	21	15.224	1:23.758
74	4.621	1:30.353	74	7.309	1:24.024	74	10.440	1:24.558	74	13.345	1:24.212	13	16.093	1:24.555
71	5.341	1:31.073	71	8.215	1:24.210	71	11.017	1:24.229	71	14.176	1:24.466	71	16.409	1:23.740
69	6.115	1:31.847	69	9.062	1:24.283	69	12.103	1:24.468	69	15.570	1:24.774	69	17.844	1:23.781
18	6.719	1:32.451	10	11.651	1:25.966	10	15.247	1:25.023	10	19.153	1:25.213	10	21.855	1:24.209
10	7.021	1:32.753	18	11.850	1:26.467	18	16.531	1:26.108	14	21.520	1:26.023	18	26.115	1:25.735
14	7.709	1:33.441	14	12.738	1:26.365	14	16.804	1:25.493	18	21.887	1:26.663	14	26.548	1:26.535
28	9.169	1:34.901	28	16.768	1:28.935	28	24.215	1:28.874	28	31.090	1:28.182	28	37.391	1:27.808

# MCRCB BULLETIN TK117

## 2009 Focused Events KTM RC8 Super Cup & Under 25 Cup

### RACE 3 - LAP CHART

Lap 6			Lap 7			Lap 8			Lap 9			Lap 10		
No	Behind	Laptime	No	Behind	Laptime	No	Behind	Laptime	No	Behind	Laptime	No	Behind	Laptime
1		1:21.653	1		1:21.106	1		1:21.622	1		1:21.323	1		1:20.875
81	0.611	1:21.816	81	0.938	1:21.433	33	0.678	1:21.094	33	0.575	1:21.220	33	0.815	1:21.115
33	1.163	1:21.528	33	1.206	1:21.149	81	0.864	1:21.548	81	1.111	1:21.570	81	2.258	1:22.022
0	1.378	1:21.154	0	1.635	1:21.363	0	1.094	1:21.081	0	1.665	1:21.894	0	2.354	1:21.564
11	2.052	1:21.404	11	2.681	1:21.735	11	2.451	1:21.392	11	2.609	1:21.481	11	3.537	1:21.803
88	3.548	1:21.479	88	3.777	1:21.335	88	3.421	1:21.266	88	3.019	1:20.921	88	4.185	1:22.041
4	5.563	1:22.206	8	6.271	1:21.635	8	6.590	1:21.941	8	7.173	1:21.906	8	8.325	1:22.027
8	5.742	1:21.992	77	6.701	1:21.924	77	7.031	1:21.952	77	8.277	1:22.569	77	9.448	1:22.046
77	5.883	1:22.343	4	7.633	1:23.176	4	8.130	1:22.119	4	9.026	1:22.219	4	10.644	1:22.493
43	6.554	1:22.007	43	7.990	1:22.542	43	8.532	1:22.164	43	9.286	1:22.077	43	10.975	1:22.564
19	15.714	1:23.140	19	17.968	1:23.360	23	20.207	1:23.788	19	23.208	1:23.726	19	25.971	1:23.638
23	15.858	1:23.949	23	18.041	1:23.289	19	20.805	1:24.459	23	23.339	1:24.455	23	26.375	1:23.911
74	17.805	1:24.508	74	19.555	1:22.856	74	21.126	1:23.193	21	24.380	1:23.858	74	27.077	1:23.445
21	18.164	1:24.593	21	20.517	1:23.459	21	21.845	1:22.950	74	24.507	1:24.704	21	27.255	1:23.750
16	18.350	1:25.420	71	21.723	1:23.807	69	23.771	1:23.255	69	25.150	1:22.702	69	27.397	1:23.122
13	18.685	1:24.245	16	21.924	1:24.680	71	23.966	1:23.865	71	25.803	1:23.160	71	28.254	1:23.326
71	19.022	1:24.266	69	22.138	1:23.567	16	24.297	1:23.995	16	27.450	1:24.476	16	30.999	1:24.424
69	19.677	1:23.486	13	22.408	1:24.829	13	24.676	1:23.890	13	28.719	1:25.366	13	31.874	1:24.030
10	24.655	1:24.453	10	27.276	1:23.727	10	30.168	1:24.514	10	33.662	1:24.817	10	37.484	1:24.697
18	30.328	1:25.866	18	34.896	1:25.674	18	38.970	1:25.696	18	43.792	1:26.145	18	48.890	1:25.973
14	30.883	1:25.988	14	35.291	1:25.514	14	39.394	1:25.725	14	44.030	1:25.959	14	49.385	1:26.230
28	43.257	1:27.519	28	48.625	1:26.474	28	53.640	1:26.637	28	59.033	1:26.716	28	1:06.935	1:28.777

# MCRCB BULLETIN TK117

## 2009 Focused Events KTM RC8 Super Cup & Under 25 Cup

### RACE 3 - LAP CHART

Lap 11			Lap 12		
No	Behind	Laptime	No	Behind	Laptime
1		1:20.817	1		1:21.378
33	1.075	1:21.077	33	1.180	1:21.483
81	2.898	1:21.457	81	3.554	1:22.034
0	3.289	1:21.752	0	4.701	1:22.790
11	4.413	1:21.693	11	5.331	1:22.296
88	4.589	1:21.221	88	5.524	1:22.313
8	9.649	1:22.141	8	10.577	1:22.306
77	10.778	1:22.147	77	11.507	1:22.107
4	12.145	1:22.318	4	13.385	1:22.618
43	12.344	1:22.186	43	13.657	1:22.691
23	29.263	1:23.705	23	31.172	1:23.287
19	29.849	1:24.695	21	32.446	1:23.093
69	30.295	1:23.715	19	32.889	1:24.418
21	30.731	1:24.293	69	33.177	1:24.260
74	30.976	1:24.716	74	33.490	1:23.892
71	31.627	1:24.190	71	34.162	1:23.913
16	34.679	1:24.497	16	37.567	1:24.266
13	35.217	1:24.160	13	37.723	1:23.884
10	41.924	1:25.257	10	45.814	1:25.268
14	54.079	1:25.511	14	58.391	1:25.690
18	54.271	1:26.198	18	58.554	1:25.661
28	1:13.172	1:27.054	28	1:20.219	1:28.425

# MCRCB BULLETIN TK118

## 2009 Focused Events KTM RC8 Super Cup & Under 25 Cup

### RACE 3 - POSITION CHART

No	Name	Pos	Laps												
			1	2	3	4	5	6	7	8	9	10	11	12	
1	David WOOD	1	1	81	1	1	1	1	1	1	1	1	1	1	1
81	Pauli PEKKANEN	2	81	1	81	81	81	81	81	81	33	33	33	33	33
4	Dave HEAL	3	4	33	33	33	33	33	33	81	81	81	81	81	81
8	Ed SMITH	4	8	11	0	0	0	0	0	0	0	0	0	0	0
33	Francis WILLIAMSON	5	33	0	11	11	11	11	11	11	11	11	11	11	11
11	Kelvin REILLY	6	11	4	4	88	88	88	88	88	88	88	88	88	88
88	James EDMEADES	7	88	8	88	4	4	4	4	8	8	8	8	8	8
43	Ben TAYLOR	8	43	88	8	77	77	8	77	77	77	77	77	77	77
77	Jonathan RAILTON	9	77	43	77	8	8	77	4	4	4	4	4	4	4
0	Alastair FAGAN	10	0	77	43	43	43	43	43	43	43	43	43	43	43
23	Sam BISHOP	11	23	23	16	23	23	19	19	23	19	19	23	23	23
16	Taryn SKINNER	12	16	16	23	16	19	23	23	19	23	23	19	21	21
13	Andy BATTYE	13	13	13	19	19	16	74	74	74	21	74	69	19	19
19	Peter GOLDEN	14	19	19	13	21	74	21	21	21	74	21	21	69	69
21	Adam FOSTER	15	21	21	21	13	21	16	71	69	69	69	74	74	74
74	Rikki OWEN	16	74	74	74	74	13	13	16	71	71	71	71	71	71
71	Ritchie THORNTON	17	71	71	71	71	71	71	69	16	16	16	16	16	16
69	Shaun GILBERT	18	69	69	69	69	69	69	13	13	13	13	13	13	13
18	Jon PAINE	19	18	10	10	10	10	10	10	10	10	10	10	10	10
10	Andrew MARRIOTT	20	10	18	18	14	18	18	18	18	18	18	14	14	14
14	Nick HOB DEN	21	14	14	14	18	14	14	14	14	14	14	18	18	18
28	Ben BROADWAY	22	28	28	28	28	28	28	28	28	28	28	28	28	28

MCRCB BULLETIN TK119

2009 Focused Events KTM RC8 Super Cup & Under 25 Cup

RACE 3 - SECTOR ANALYSIS

<b>0</b>	<b>Alastair FAGAN</b>				<b>KYM UK / Fast Bikes Magazine</b>						
1-		138.9	31.806	117.3	1:28.101	7-	49.904	142.8	31.459	117.9	1:21.363
2-	<b>49.897</b>	<b>145.3</b>	31.403	116.1	1:21.300	8-	49.955	143.4	31.126	117.7	<b>1:21.081</b>
3-	49.924	144.6	31.511	116.5	1:21.435	9-	50.214	141.3	31.680	114.9	1:21.894
4-	49.913	143.4	31.268	116.3	1:21.181	10-	50.114	144.0	31.450	116.3	1:21.564
5-	50.024	143.1	31.145	115.5	1:21.169	11-	50.451	142.8	31.301	117.3	1:21.752
6-	50.064	140.4	<b>31.090</b>	<b>118.1</b>	1:21.154	12-	50.019	142.5	32.771	104.4	1:22.790
<b>1</b>	<b>David WOOD</b>				<b>KTM UK</b>						
1-		135.8	31.580	117.7	1:25.732	7-	49.786	138.9	31.320	115.9	1:21.106
2-	50.023	<b>140.4</b>	31.423	113.5	1:21.446	8-	49.999	138.1	31.623	117.3	1:21.622
3-	50.416	140.1	<b>30.901</b>	116.9	1:21.317	9-	50.064	137.5	31.259	<b>117.9</b>	1:21.323
4-	49.810	138.9	31.497	117.3	1:21.307	10-	<b>49.573</b>	139.8	31.302	116.7	1:20.875
5-	50.253	138.4	31.254	117.1	1:21.507	11-	49.620	139.8	31.197	116.9	<b>1:20.817</b>
6-	50.011	139.8	31.642	115.5	1:21.653	12-	49.862	138.7	31.516	115.5	1:21.378
<b>4</b>	<b>Dave HEAL</b>				<b>Littlewood Fencing / D Heal R'g</b>						
1-		139.5	31.534	116.7	1:26.277	7-	51.527	137.5	31.649	112.8	1:23.176
2-	50.815	138.7	32.532	<b>116.9</b>	1:23.347	8-	50.741	137.0	<b>31.378</b>	115.5	1:22.119
3-	<b>50.322</b>	139.8	31.902	115.5	1:22.224	9-	50.471	138.1	31.748	113.7	1:22.219
4-	50.918	<b>140.1</b>	31.561	116.5	1:22.479	10-	50.966	137.2	31.527	114.9	1:22.493
5-	50.473	137.0	31.519	115.9	<b>1:21.992</b>	11-	50.781	138.1	31.537	112.4	1:22.318
6-	50.697	137.5	31.509	115.5	1:22.206	12-	50.961	137.5	31.657	113.7	1:22.618
<b>8</b>	<b>Ed SMITH</b>				<b>Redline KTM</b>						
1-		138.4	31.523	115.3	1:26.475	7-	<b>50.156</b>	138.9	31.479	114.7	<b>1:21.635</b>
2-	50.912	140.1	32.373	116.1	1:23.285	8-	50.328	138.9	31.613	113.7	1:21.941
3-	50.719	<b>141.6</b>	31.688	114.9	1:22.407	9-	50.202	139.2	31.704	112.8	1:21.906
4-	50.710	137.8	31.717	<b>116.7</b>	1:22.427	10-	50.447	137.5	31.580	114.3	1:22.027
5-	50.877	140.7	<b>31.241</b>	115.1	1:22.118	11-	50.355	138.4	31.786	113.4	1:22.141
6-	50.399	135.8	31.593	114.9	1:21.992	12-	50.581	138.1	31.725	113.0	1:22.306
<b>10</b>	<b>Andrew MARRIOTT</b>				<b>AMR Racing</b>						
1-		132.1	33.376	113.9	1:32.753	7-	<b>51.504</b>	133.4	<b>32.223</b>	113.2	<b>1:23.727</b>
2-	52.349	133.2	33.617	112.8	1:25.966	8-	52.085	130.8	32.429	113.5	1:24.514
3-	52.125	132.4	32.898	112.0	1:25.023	9-	52.233	132.6	32.584	110.6	1:24.817
4-	52.200	133.4	33.013	112.2	1:25.213	10-	52.107	131.1	32.590	111.1	1:24.697
5-	51.689	<b>134.8</b>	32.520	111.5	1:24.209	11-	52.703	128.8	32.554	113.0	1:25.257
6-	51.934	132.4	32.519	<b>114.3</b>	1:24.453	12-	52.590	130.6	32.678	112.0	1:25.268
<b>11</b>	<b>Kelvin REILLY</b>				<b>Inmoto Corse</b>						
1-		139.8	31.969	115.5	1:27.071	7-	50.098	138.9	31.637	<b>116.9</b>	1:21.735
2-	50.384	<b>140.7</b>	31.735	116.7	1:22.119	8-	49.880	138.1	31.512	115.7	1:21.392
3-	49.838	140.4	31.937	116.1	1:21.775	9-	50.064	137.8	31.417	115.9	1:21.481
4-	50.188	139.8	31.347	116.7	1:21.535	10-	50.080	137.2	31.723	116.3	1:21.803
5-	<b>49.803</b>	140.4	31.307	114.7	<b>1:21.110</b>	11-	50.179	137.0	31.514	115.9	1:21.693
6-	49.868	137.2	31.536	115.5	1:21.404	12-	51.012	134.8	<b>31.284</b>	114.7	1:22.296
<b>13</b>	<b>Andy BATTYE</b>				<b>Anthracite Racing</b>						
1-		<b>140.1</b>	32.371	112.6	1:29.497	7-	51.489	132.6	33.340	110.7	1:24.829
2-	51.513	139.8	32.527	<b>115.7</b>	1:24.040	8-	51.499	135.3	32.391	114.3	1:23.890
3-	51.479	132.6	32.927	<b>115.7</b>	1:24.406	9-	52.755	136.1	32.611	112.0	1:25.366
4-	51.758	132.6	33.146	110.2	1:24.904	10-	51.308	132.9	32.722	113.4	1:24.030
5-	51.870	135.8	32.685	114.9	1:24.555	11-	<b>51.093</b>	136.1	33.067	108.6	1:24.160
6-	51.706	134.2	32.539	115.5	1:24.245	12-	51.614	139.2	<b>32.270</b>	113.7	<b>1:23.884</b>
<b>14</b>	<b>Nick HOBDEN</b>				<b>Littlewood Fencing / D Heal R'g</b>						
1-		<b>133.9</b>	33.574	<b>111.8</b>	1:33.441	7-	52.356	129.3	33.158	110.7	1:25.514
2-	52.700	132.6	33.665	110.7	1:26.365	8-	52.481	131.8	33.244	108.6	1:25.725
3-	52.350	132.4	33.143	110.6	<b>1:25.493</b>	9-	52.290	128.8	33.669	110.6	1:25.959
4-	52.681	127.6	33.342	<b>111.8</b>	1:26.023	10-	52.811	130.3	33.419	110.6	1:26.230
5-	52.695	129.6	33.840	110.7	1:26.535	11-	<b>52.226</b>	132.6	33.285	107.9	1:25.511
6-	52.407	132.4	33.581	109.1	1:25.988	12-	52.844	126.4	<b>32.846</b>	110.6	1:25.690

Thruxton  
Circuit Length = 2.3560 miles  
Start: 12:40 End: 12:58

Weather / Track : Sunny / Dry

MCRCB BULLETIN TK119

2009 Focused Events KTM RC8 Super Cup & Under 25 Cup

RACE 3 - SECTOR ANALYSIS

<b>16</b>	<b>Taryn SKINNER</b>										<b>C CarCarc Racing</b>	
1-		<b>135.3</b>	32.245	114.3	1:29.220	7-	51.759	126.9	32.921	110.0	1:24.680	
2-	<b>51.321</b>	133.7	32.187	<b>115.3</b>	<b>1:23.508</b>	8-	51.943	130.8	<b>32.052</b>	114.1	1:23.995	
3-	51.749	121.4	32.499	110.9	1:24.248	9-	52.049	134.5	32.427	112.4	1:24.476	
4-	52.212	126.6	32.563	112.6	1:24.775	10-	51.965	130.8	32.459	111.7	1:24.424	
5-	51.540	131.6	32.601	112.8	1:24.141	11-	51.725	131.1	32.772	113.2	1:24.497	
6-	52.733	133.4	32.687	109.3	1:25.420	12-	51.893	131.6	32.373	113.2	1:24.266	
<b>18</b>	<b>Jon PAINE</b>										<b>C Jon Paine Racing</b>	
1-		<b>135.0</b>	33.439	113.4	1:32.451	7-	52.439	127.1	33.235	<b>114.1</b>	1:25.674	
2-	52.591	131.3	33.876	113.5	1:26.467	8-	52.655	129.8	33.041	113.0	1:25.696	
3-	52.583	132.6	33.525	112.8	1:26.108	9-	52.480	127.3	33.665	111.8	1:26.145	
4-	52.882	127.6	33.781	113.9	1:26.663	10-	52.963	131.1	<b>33.010</b>	113.0	1:25.973	
5-	52.619	130.8	33.116	112.8	1:25.735	11-	52.810	126.1	33.388	113.0	1:26.198	
6-	52.411	132.4	33.455	<b>114.1</b>	1:25.866	12-	<b>52.400</b>	133.2	33.261	111.8	<b>1:25.661</b>	
<b>19</b>	<b>Peter GOLDEN</b>										<b>PGRacing</b>	
1-		133.2	32.377	114.1	1:29.662	7-	51.158	131.3	32.202	113.5	1:23.360	
2-	51.542	137.5	32.525	<b>114.3</b>	1:24.067	8-	51.912	131.1	32.547	111.3	1:24.459	
3-	51.416	129.8	32.500	114.1	1:23.916	9-	51.511	<b>138.1</b>	32.215	111.1	1:23.726	
4-	51.667	133.2	32.775	110.6	1:24.442	10-	51.478	128.8	32.160	111.5	1:23.638	
5-	51.263	129.6	32.186	112.8	1:23.449	11-	51.860	133.9	32.835	113.0	1:24.695	
6-	<b>51.057</b>	132.1	<b>32.083</b>	114.1	<b>1:23.140</b>	12-	51.954	135.3	32.464	108.2	1:24.418	
<b>21</b>	<b>Adam FOSTER</b>										<b>C Fozzy Racing</b>	
1-		138.1	32.506	112.2	1:30.211	7-	51.330	136.7	32.129	112.6	1:23.459	
2-	51.444	<b>140.4</b>	32.638	111.5	1:24.082	8-	<b>50.966</b>	136.4	31.984	112.8	<b>1:22.950</b>	
3-	51.447	138.7	33.077	105.3	1:24.524	9-	51.496	134.8	32.362	112.8	1:23.858	
4-	51.083	131.3	32.875	110.9	1:23.958	10-	51.209	137.5	32.541	<b>114.1</b>	1:23.750	
5-	51.610	136.7	32.148	112.4	1:23.758	11-	51.892	133.2	32.401	113.0	1:24.293	
6-	51.286	136.4	33.307	109.8	1:24.593	12-	51.376	135.6	<b>31.717</b>	107.9	1:23.093	
<b>23</b>	<b>Sam BISHOP</b>										<b>C Kester Cunningham John/Sam Bishop</b>	
1-		141.9	31.980	113.9	1:28.492	7-	<b>51.207</b>	138.9	32.082	113.7	1:23.289	
2-	51.267	<b>142.8</b>	32.379	114.9	1:23.646	8-	51.675	134.8	32.113	114.7	1:23.788	
3-	52.412	131.6	32.529	112.8	1:24.941	9-	51.887	138.7	32.568	112.4	1:24.455	
4-	51.781	136.7	32.103	115.3	1:23.884	10-	52.039	141.6	31.872	<b>116.1</b>	1:23.911	
5-	51.549	138.7	32.359	114.1	1:23.908	11-	51.543	138.4	32.162	115.7	1:23.705	
6-	51.574	134.2	32.375	114.5	1:23.949	12-	51.505	140.4	<b>31.782</b>	114.7	<b>1:23.287</b>	
<b>28</b>	<b>Ben BROADWAY</b>										<b>C Ben Broadway Racing</b>	
1-		131.8	34.524	108.4	1:34.901	7-	<b>52.602</b>	<b>135.6</b>	33.872	108.6	<b>1:26.474</b>	
2-	53.899	130.8	35.036	108.8	1:28.935	8-	52.796	132.1	33.841	108.6	1:26.637	
3-	54.255	126.6	34.619	107.9	1:28.874	9-	52.915	133.7	<b>33.801</b>	108.8	1:26.716	
4-	53.564	131.3	34.618	<b>110.0</b>	1:28.182	10-	54.647	130.1	34.130	107.2	1:28.777	
5-	53.372	130.3	34.436	109.8	1:27.808	11-	53.239	132.6	33.815	106.3	1:27.054	
6-	53.311	129.8	34.208	108.9	1:27.519	12-	54.194	128.1	34.231	106.0	1:28.425	
<b>33</b>	<b>Francis WILLIAMSON</b>										<b>SJ Racing / Bracken Motorcycles</b>	
1-		139.8	31.553	117.1	1:26.749	7-	<b>49.718</b>	140.7	31.431	117.5	1:21.149	
2-	50.418	138.9	31.272	<b>118.1</b>	1:21.690	8-	50.032	141.9	<b>31.062</b>	116.7	1:21.094	
3-	50.144	141.3	31.167	116.1	1:21.311	9-	49.951	139.2	31.269	117.1	1:21.220	
4-	49.927	<b>142.2</b>	31.480	116.1	1:21.407	10-	50.051	141.3	31.064	116.5	1:21.115	
5-	50.136	140.4	31.304	115.9	1:21.440	11-	49.902	140.7	31.175	116.5	<b>1:21.077</b>	
6-	50.156	140.7	31.372	117.1	1:21.528	12-	50.079	139.2	31.404	115.1	1:21.483	
<b>43</b>	<b>Ben TAYLOR</b>										<b>M &amp; B Motorsport</b>	
1-		144.3	31.968	119.0	1:27.479	7-	50.634	140.4	31.908	116.5	1:22.542	
2-	50.593	136.4	32.279	117.1	1:22.872	8-	50.480	140.1	31.684	117.7	1:22.164	
3-	50.525	<b>145.3</b>	31.755	<b>119.8</b>	1:22.280	9-	<b>50.325</b>	141.3	31.752	116.9	1:22.077	
4-	50.755	142.8	31.575	119.4	1:22.330	10-	50.933	136.7	31.631	115.9	1:22.564	
5-	50.934	142.8	31.614	118.1	1:22.548	11-	50.709	141.3	<b>31.477</b>	116.5	1:22.186	
6-	50.399	143.1	31.608	119.0	<b>1:22.007</b>	12-	50.799	140.7	31.892	109.7	1:22.691	

Thruxton  
Circuit Length = 2.3560 miles  
Start: 12:40 End: 12:58

Weather / Track : Sunny / Dry

# MCRCB BULLETIN TK119

## 2009 Focused Events KTM RC8 Super Cup & Under 25 Cup

### RACE 3 - SECTOR ANALYSIS

<b>69</b>	<b>Shaun GILBERT</b>		Art of Racing / Boast Plumbing								
1-		132.1	32.769	<b>116.3</b>	1:31.847	7-	51.169	140.7	32.398	115.7	1:23.567
2-	51.842	137.2	32.441	114.3	1:24.283	8-	51.221	<b>141.0</b>	32.034	115.5	1:23.255
3-	51.805	139.2	32.663	114.3	1:24.468	9-	<b>50.946</b>	<b>141.0</b>	<b>31.756</b>	115.3	<b>1:22.702</b>
4-	52.100	139.5	32.674	114.9	1:24.774	10-	51.091	139.8	32.031	112.6	1:23.122
5-	51.703	139.5	32.078	115.3	1:23.781	11-	51.563	135.8	32.152	112.0	1:23.715
6-	51.483	140.1	32.003	113.4	1:23.486	12-	52.123	139.8	32.137	112.8	1:24.260
<b>71</b>	<b>Ritchie THORNTON</b>		TA Creative Ltd / P&H Motorcycles								
1-		135.3	32.693	113.2	1:31.073	7-	51.362	133.4	32.445	113.2	1:23.807
2-	51.516	137.0	32.694	113.7	1:24.210	8-	51.243	135.6	32.622	111.1	1:23.865
3-	51.461	138.9	32.768	112.2	1:24.229	9-	<b>51.142</b>	139.2	<b>32.018</b>	113.7	<b>1:23.160</b>
4-	51.775	136.1	32.691	114.5	1:24.466	10-	51.304	137.8	32.022	<b>115.1</b>	1:23.326
5-	51.244	<b>139.5</b>	32.496	111.8	1:23.740	11-	51.867	136.4	32.323	112.6	1:24.190
6-	51.692	133.7	32.574	112.8	1:24.266	12-	51.492	137.2	32.421	113.0	1:23.913
<b>74</b>	<b>Rikki OWEN</b>		RO Racing								
1-		136.7	32.499	113.2	1:30.353	7-	<b>50.493</b>	138.4	32.363	114.7	<b>1:22.856</b>
2-	51.558	136.4	32.466	<b>116.1</b>	1:24.024	8-	51.094	138.7	<b>32.099</b>	114.9	1:23.193
3-	51.049	140.1	33.509	106.2	1:24.558	9-	52.380	138.4	32.324	112.4	1:24.704
4-	51.010	140.7	33.202	114.1	1:24.212	10-	51.196	138.1	32.249	111.1	1:23.445
5-	50.831	<b>141.6</b>	32.281	115.5	1:23.112	11-	52.212	137.8	32.504	114.7	1:24.716
6-	51.590	139.2	32.918	114.5	1:24.508	12-	51.561	138.9	32.331	108.1	1:23.892
<b>77</b>	<b>Jonathan RAILTON</b>		C Ducks X Racing								
1-		139.2	31.516	116.5	1:27.719	7-	50.583	140.4	31.341	116.7	<b>1:21.924</b>
2-	50.994	<b>141.3</b>	31.647	114.9	1:22.641	8-	<b>50.521</b>	138.9	31.431	114.9	1:21.952
3-	50.754	<b>141.3</b>	31.270	<b>117.5</b>	1:22.024	9-	50.997	138.7	31.572	114.3	1:22.569
4-	50.649	141.0	31.428	116.9	1:22.077	10-	50.572	137.2	31.474	115.7	1:22.046
5-	50.812	138.7	<b>31.229</b>	117.1	1:22.041	11-	50.585	138.9	31.562	115.7	1:22.147
6-	50.950	138.9	31.393	115.7	1:22.343	12-	50.790	138.1	31.317	114.5	1:22.107
<b>81</b>	<b>Pauli PEKKANEN</b>		Inmoto Corse								
1-		141.9	31.587	<b>119.0</b>	1:25.874	7-	50.082	141.0	31.351	117.3	1:21.433
2-	50.163	<b>143.1</b>	<b>31.031</b>	117.3	1:21.194	8-	50.154	141.6	31.394	117.5	1:21.548
3-	50.175	141.0	31.458	117.5	1:21.633	9-	50.213	141.9	31.357	116.9	1:21.570
4-	50.369	141.0	31.525	116.3	1:21.894	10-	50.393	142.2	31.629	116.5	1:22.022
5-	<b>49.988</b>	140.4	31.174	115.1	<b>1:21.162</b>	11-	50.179	141.6	31.278	117.3	1:21.457
6-	50.291	140.7	31.525	117.1	1:21.816	12-	50.338	137.2	31.696	116.1	1:22.034
<b>88</b>	<b>James EDMEADES</b>		Redline Motorcycles / VCG								
1-		140.4	32.223	<b>118.4</b>	1:27.226	7-	49.881	140.4	31.454	116.3	1:21.335
2-	50.380	<b>141.6</b>	32.350	117.1	1:22.730	8-	49.772	139.8	31.494	116.5	1:21.266
3-	50.032	139.2	32.012	116.5	1:22.044	9-	<b>49.532</b>	140.7	<b>31.389</b>	116.5	<b>1:20.921</b>
4-	50.465	140.7	31.479	116.3	1:21.944	10-	49.711	139.8	32.330	115.9	1:22.041
5-	49.691	139.5	31.396	116.5	1:21.087	11-	49.637	136.4	31.584	117.3	1:21.221
6-	49.754	140.1	31.725	116.9	1:21.479	12-	50.832	138.9	31.481	115.7	1:22.313

Thruxton  
Circuit Length = 2.3560 miles  
Start: 12:40 End: 12:58

Weather / Track : Sunny / Dry

# MCRCB BULLETIN TK120

## 2009 Focused Events KTM RC8 Super Cup & Under 25 Cup

### RACE 3 - SPEED TRAPS

SECTOR 1				SECTOR 2			FINISH LINE		
POS	NO	NAME	MPH	NO	NAME	MPH	NO	NAME	MPH
1	0	Alastair FAGAN	145.3				43	Ben TAYLOR	119.8
2	43	Ben TAYLOR	145.3				81	Pauli PEKKANEN	119.0
3	81	Pauli PEKKANEN	143.1				88	James EDMEADES	118.4
4	23	Sam BISHOP	142.8				0	Alastair FAGAN	118.1
5	33	Francis WILLIAMSON	142.2				33	Francis WILLIAMSON	118.1
6	8	Ed SMITH	141.6				1	David WOOD	117.9
7	74	Rikki OWEN	141.6				77	Jonathan RAILTON	117.5
8	88	James EDMEADES	141.6				4	Dave HEAL	116.9
9	77	Jonathan RAILTON	141.3				11	Kelvin REILLY	116.9
10	69	Shaun GILBERT	141.0				8	Ed SMITH	116.7
11	11	Kelvin REILLY	140.7				69	Shaun GILBERT	116.3
12	1	David WOOD	140.4				23	Sam BISHOP	116.1
13	21	Adam FOSTER	140.4				74	Rikki OWEN	116.1
14	4	Dave HEAL	140.1				13	Andy BATTYE	115.7
15	13	Andy BATTYE	140.1				16	Taryn SKINNER	115.3
16	71	Ritchie THORNTON	139.5				71	Ritchie THORNTON	115.1
17	19	Peter GOLDEN	138.1				10	Andrew MARRIOTT	114.3
18	28	Ben BROADWAY	135.6				19	Peter GOLDEN	114.3
19	16	Taryn SKINNER	135.3				18	Jon PAINE	114.1
20	18	Jon PAINE	135.0				21	Adam FOSTER	114.1
21	10	Andrew MARRIOTT	134.8				14	Nick HOB DEN	111.8
22	14	Nick HOB DEN	133.9				28	Ben BROADWAY	110.0

Weather / Track : Sunny / Dry

www.tsl-timing.com

Thruxton  
Circuit Length = 2.3560 miles  
Start: 12:40 End: 12:58

Printed - 13.00 Sunday, 31 May 2009

# MCRCB BULLETIN TK121

## 2009 Focused Events KTM RC8 Super Cup & Under 25 Cup

### RACE 3 - BEST SECTORS

SECTOR 1			SECTOR 2			IDEAL / BEST COMPARISON						
POS	NO	NAME	TIME	NO	NAME	TIME	POS	NO	NAME	IDEAL	BEST	DIFF
1	88	EDMEADES	49.532	1	WOOD	30.901	1	1	WOOD	1:20.474	1:20.817	0.343
2	1	WOOD	49.573	81	PEKKANEN	31.031	2	33	WILLIAMSON	1:20.780	1:21.077	0.297
3	33	WILLIAMSON	49.718	33	WILLIAMSON	31.062	3	88	EDMEADES	1:20.921	1:20.921	0.000
4	11	REILLY	49.803	0	FAGAN	31.090	4	0	FAGAN	1:20.987	1:21.081	0.094
5	0	FAGAN	49.897	77	RAILTON	31.229	5	81	PEKKANEN	1:21.019	1:21.162	0.143
6	81	PEKKANEN	49.988	8	SMITH	31.241	6	11	REILLY	1:21.087	1:21.110	0.023
7	8	SMITH	50.156	11	REILLY	31.284	7	8	SMITH	1:21.397	1:21.635	0.238
8	4	HEAL	50.322	4	HEAL	31.378	8	4	HEAL	1:21.700	1:21.992	0.292
9	43	TAYLOR	50.325	88	EDMEADES	31.389	9	77	RAILTON	1:21.750	1:21.924	0.174
10	74	OWEN	50.493	43	TAYLOR	31.477	10	43	TAYLOR	1:21.802	1:22.007	0.205
11	77	RAILTON	50.521	21	FOSTER	31.717	11	74	OWEN	1:22.592	1:22.856	0.264
12	69	GILBERT	50.946	69	GILBERT	31.756	12	21	FOSTER	1:22.683	1:22.950	0.267
13	21	FOSTER	50.966	23	BISHOP	31.782	13	69	GILBERT	1:22.702	1:22.702	0.000
14	19	GOLDEN	51.057	71	THORNTON	32.018	14	23	BISHOP	1:22.989	1:23.287	0.298
15	13	BATTYE	51.093	16	SKINNER	32.052	15	19	GOLDEN	1:23.140	1:23.140	0.000
16	71	THORNTON	51.142	19	GOLDEN	32.083	16	71	THORNTON	1:23.160	1:23.160	0.000
17	23	BISHOP	51.207	74	OWEN	32.099	17	13	BATTYE	1:23.363	1:23.884	0.521
18	16	SKINNER	51.321	10	MARRIOTT	32.223	18	16	SKINNER	1:23.373	1:23.508	0.135
19	10	MARRIOTT	51.504	13	BATTYE	32.270	19	10	MARRIOTT	1:23.727	1:23.727	0.000
20	14	HOBDEN	52.226	14	HOBDEN	32.846	20	14	HOBDEN	1:25.072	1:25.493	0.421
21	18	PAINE	52.400	18	PAINE	33.010	21	18	PAINE	1:25.410	1:25.661	0.251
22	28	BROADWAY	52.602	28	BROADWAY	33.801	22	28	BROADWAY	1:26.403	1:26.474	0.071
										<b>Perfect lap</b>	<b>1:20.433</b>	





# MCRCB BULLETIN TK150

## 2009 Focused Events KTM RC8 Super Cup & Under 25 Cup RACE 3 - CLASSIFICATION - AMENDED

POS	NO	CL	NAME	ENTRY	LAPS	TIME	GAP	DIFF	MPH	BEST	ON
1	1		David WOOD	KTM - KTM UK	12	16:20.083			103.84	1:20.817	11
2	33		Francis WILLIAMSON	KTM - SJ Racing / Bracken Motorcycles	12	16:21.263	1.180	1.180	103.72	1:21.077	11
3	81		Pauli PEKKANEN	KTM - Inmoto Corse	12	16:23.637	3.554	2.374	103.47	1:21.162	5
4	0		Alastair FAGAN	KTM - KYM UK / Fast Bikes Magazine	12	16:24.784	4.701	1.147	103.35	1:21.081	8
5	11		Kelvin REILLY	KTM - Inmoto Corse	12	16:25.414	5.331	0.630	103.28	1:21.110	5
6	88		James EDMEADES	KTM - Redline Motorcycles / VCG	12	16:25.607	5.524	0.193	103.26	1:20.921	9
7	8		Ed SMITH	KTM - Redline KTM	12	16:30.660	10.577	5.053	102.73	1:21.635	7
8	77	C	Jonathan RAILTON	KTM - Ducks X Racing	12	16:31.590	11.507	0.930	102.64	1:21.924	7
9	4		Dave HEAL	KTM - Littlewood Fencing / D Heal R'g	12	16:33.468	13.385	1.878	102.44	1:21.992	5
10	43		Ben TAYLOR	KTM - M & B Motorsport	12	16:33.740	13.657	0.272	102.41	1:22.007	6
11	23	C	Sam BISHOP	KTM - Kester Cunningham John/Sam Bishc	12	16:51.255	31.172	17.515	100.64	1:23.287	12
12	21	C	Adam FOSTER	KTM - Fozzy Racing	12	16:52.529	32.446	1.274	100.51	1:22.950	8
13	19		Peter GOLDEN	KTM - PGRacing	12	16:52.972	32.889	0.443	100.47	1:23.140	6
14	74		Rikki OWEN	KTM - RO Racing	12	16:53.573	33.490	0.601	100.41	1:22.856	7
15	71		Ritchie THORNTON	KTM - TA Creative Ltd / P&H Motorcycles	12	16:54.245	34.162	0.672	100.34	1:23.160	9
16	16	C	Taryn SKINNER	KTM - CarCarc Racing	12	16:57.650	37.567	3.405	100.01	1:23.508	2
17	13		Andy BATTYE	KTM - Anthracite Racing	12	16:57.806	37.723	0.156	99.99	1:23.884	12
18	10		Andrew MARRIOTT	KTM - AMR Racing	12	17:05.897	45.814	8.091	99.20	1:23.727	7
19	14		Nick HOBDEN	KTM - Littlewood Fencing / D Heal R'g	12	17:18.474	58.391	12.577	98.00	1:25.493	3
20	18	C	Jon PAINE	KTM - Jon Paine Racing	12	17:18.637	58.554	0.163	97.99	1:25.661	12
21	28	C	Ben BROADWAY	KTM - Ben Broadway Racing	12	17:40.302	1:20.219	21.665	95.99	1:26.474	7

### NOT CLASSIFIED

DQ	69		Shaun GILBERT	KTM - Art of Racing / Boast Plumbing	12				100.44	1:22.702	9
----	----	--	---------------	--------------------------------------	----	--	--	--	--------	----------	---

### FASTEST LAP

1			David WOOD	KTM - KTM UK	11	1:20.817	104.94 mph	168.89 kph
77	C		Jonathan RAILTON	KTM - Ducks X Racing	7	1:21.924	103.52 mph	166.61 kph

No 69 - Excluded after post race technical (removal of top butterfly)

Weather / Track : Sunny / Dry

These results are provisional until the conclusion of any judicial and technical matters.

Thruxton  
Circuit Length = 2.3560 miles  
Start: 12:40 End: 12:58

Race Director :	Stewards :	Timekeeper :
-----------------	------------	--------------

