



UEM SUPERMONO CUP

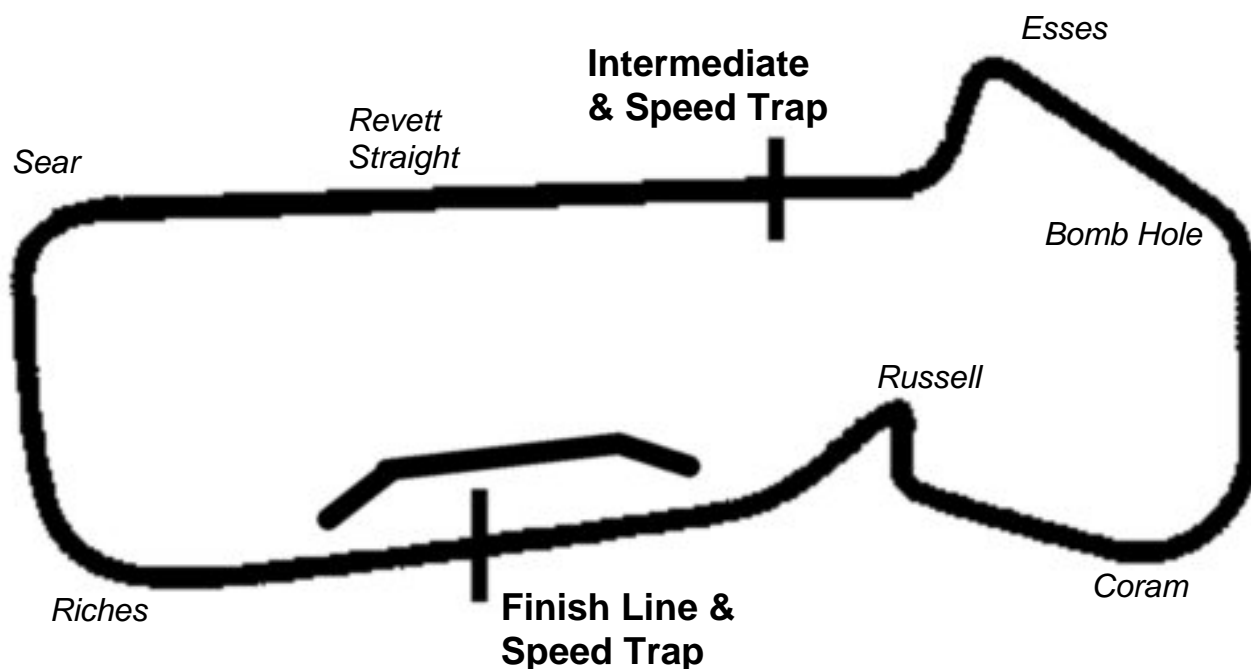
Snetterton

10th – 11th June 2008



Results Provided by Timing Solutions Ltd
www.tsl-timing.com

SNETTERTON



Circuit Length: 1.9520 miles / 3141.4 metres
 Intermediate: 1569 metres
 Pit In: 2859 metres
 Pit Out: 40 metres after Finish Line
 Pit In – Pit Out 246 metres, @ 60kph = 14.7 seconds, @ 80kph = 11 seconds

Lap Records		Best Sector Information			
		Sector 1	Trap (mph)	Sector 2	F/L Trap (mph)
Superbike	1:04.688	27.955	174.3	36.161	165.7
Supersport	1:07.587	29.582	166.5	37.471	148.1
Superstock 1000	1:07.219	29.350	167.7	37.827	157.9
Superstock 600	1:10.069	30.868	160.2	39.086	143.7
125GP	1:13.430	33.001	137.0	39.731	120.9
KTM RC8	To Be Est	N/A	N/A	N/A	N/A

MCRCB BULLETIN TK009

2009 UEM Supermono Cup

QUALIFYING 1 - CLASSIFICATION

POS	NO	CL	NAME	NAT	ENTRY	TIME	ON	LAPS	GAP	DIFF	MPH
1	5		Mark LAWES	GBR	BMW Pami GRC	1:13.998	7	7			94.96
2	71		Manfred KEHRMANN	GER	BMW Pami GRC 720	1:15.248	10	14	1.250	1.250	93.38
3	1		Lex VAN DIJK	NED	Over Yamaha 762	1:16.036	7	8	2.038	0.788	92.41
4	19		Perry GOLDSTEIN	GBR	KTM Supermono	1:16.505	6	6	2.507	0.469	91.85
5	62		Aaron EASTER	GBR	Tigcraft Rotax	1:16.578	12	13	2.580	0.073	91.76
6	37		Jeff CLARIDGE	GBR	Tigcraft Nova 450	1:16.853	7	11	2.855	0.275	91.43
7	14		Sjeord VAN BUITEN	NED	Ducati Supermono 599	1:17.486	4	5	3.488	0.633	90.68
8	80		Evert VAN DE BEEK	NED	Ducati Supermono 599	1:17.586	9	14	3.588	0.100	90.57
9	45		Stefan MEINERS	GER	Happeck-Yamaha 450	1:17.598	7	13	3.600	0.012	90.55
10	57		Jonathan GOOD	GBR	Tigcraft Yamaha	1:17.809	8	15	3.811	0.211	90.31
11	3		Michael PAYNE	GBR	Tigcraft Nova 450	1:17.895	7	10	3.897	0.086	90.21
12	8		Dave HARNETT	GBR	Pressfab Racing 660	1:18.410	13	14	4.412	0.515	89.62
13	4		Ivan PORTER	GBR	Porter 660i	1:18.834	8	10	4.836	0.424	89.13
14	60		Nicolas BONDUELLE	FRA	Harris BMW	1:19.056	7	15	5.058	0.222	88.88
15	7		Aria LANE	GBR	Tigcraft 450	1:19.738	6	15	5.740	0.682	88.12
16	12		Tomas TALLKVIST	FIN	Tallis MK2	1:19.904	10	10	5.906	0.166	87.94
17	66		Michael VIRAVONGSA	FRA	Yamaha 650	1:20.068	14	14	6.070	0.164	87.76
18	18		Libor KAMENICKY	CZE	Mali Jawa	1:20.094	13	14	6.096	0.026	87.73
19	55		Russ JOYNER	GBR	Pami Rotax	1:20.512	10	11	6.514	0.418	87.28
20	111		Mike VELTHUYZEN	NED	Yamaha 850	1:20.552	9	9	6.554	0.040	87.23
21	42		Andrew McCOMBE	GBR	Gallina Suzuki 800	1:20.749	12	13	6.751	0.197	87.02
22	2		Dijon COMPTON	GBR	MHD Suzuki 800	1:20.944	5	7	6.946	0.195	86.81
23	51		Mark HUGHES	GBR	Tigcraft Honda 450	1:21.159	9	11	7.161	0.215	86.58
24	99		David LEGALLE	FRA	BMW J2L 650i	1:21.998	14	14	8.000	0.839	85.69
25	77		Henk FROM	NED	BMW Pami GRC 720	1:22.494	3	3	8.496	0.496	85.18
26	54		Simon HEDGES	GBR	Yamaha Rotax	1:23.168	5	8	9.170	0.674	84.49
27	41		Martin JARVIS	GBR	NWS Honda	1:25.155	12	12	11.157	1.987	82.52
28	21		Frank VAN DE BIGGELAAR	NED	Yamaha 660	1:28.241	6	13	14.243	3.086	79.63

Weather / Track : Sunny / Dry

These results are provisional until the conclusion of any judicial and technical matters.

Snetterton
Circuit Length = 1.9520 miles
Start: 17:36 End: 17:58

Race Director :

Stewards :

Timekeeper :

MCRCB BULLETIN TK010

2009 UEM Supermono Cup

QUALIFYING 1 - SECTOR ANALYSIS

1	Lex VAN DIJK Over Yamaha 762										
1-				1:23.062	5-					1:16.738	
2-				1:20.509	6-					1:16.211	
3-				1:17.986	7-					1:16.036	
4-				1:17.488	8-					8:02.489	
2	Dijon COMPTON MHD Suzuki 800										
1-	Out	119.2	48.977	120.7	1:35.332	5-	35.867	130.1	45.077	112.6	1:20.944
2-	35.469	128.1	45.885	116.5	1:21.354	6-	36.524	125.7	44.891	108.8	1:21.415
3-	36.239	126.6	46.404	113.2	1:22.643	7-	37.469	91.4	45.757	110.4	1:23.226
4-	36.066	127.3	45.166	108.2	1:21.232						
3	Michael PAYNE Tigcraft Nova 450										
1-	Out	115.3	49.968	119.4	1:33.184	6-	Out	132.1	45.866	114.5	1:24.124
2-	35.135	135.8	45.023	122.7	1:20.158	7-	34.919	137.2	42.976	117.5	1:17.895
3-	37.473	133.4	46.196	119.6	1:23.669	8-	34.024	136.1	44.284	116.7	1:18.308
4-	34.794	138.1	43.160	119.6	1:17.954	9-	34.046	137.2	In		6:10.642P
5-	34.145	138.9	In		2:11.034P	10-	Out	137.8	42.138	118.8	1:19.511
4	Ivan PORTER Porter 660i										
1-	Out	91.9	53.919	104.5	1:47.809	6-	35.965	131.6	44.892	117.1	1:20.857
2-	39.749	114.5	47.139	115.3	1:26.888	7-	35.269	126.9	44.578	115.3	1:19.847
3-	36.188	118.8	45.930	118.4	1:22.118	8-	34.919	135.0	43.915	115.9	1:18.834
4-	35.773	127.6	44.741	117.1	1:20.514	9-	36.025	104.2	46.216	115.5	1:22.241
5-	35.666	129.6	44.182	120.7	1:19.848	10-	35.626	130.8	44.441	113.7	1:20.067
5	Mark LAWES BMW Pami GRC										
1-	Out	114.9	48.338	116.9	1:33.401	5-	Out	136.4	42.178	124.3	1:21.682
2-	35.815	128.8	In		6:35.393P	6-	33.135	143.4	41.611	124.3	1:14.746
3-	Out	123.4	45.579	124.3	1:28.892	7-	32.500	143.7	41.498	123.4	1:13.998
4-	33.842	139.5	In		1:48.531P						
7	Aria LANE Tigcraft 450										
1-	Out	113.2	47.446	112.0	1:30.908	9-	35.645	123.4	44.852	109.8	1:20.497
2-	36.508	119.4	46.211	113.7	1:22.719	10-	36.301	125.9	44.926	110.2	1:21.227
3-	36.066	125.9	44.580	113.9	1:20.646	11-	36.211	125.9	45.751	109.5	1:21.962
4-	35.925	131.3	44.527	114.3	1:20.452	12-	35.894	127.6	44.499	108.4	1:20.393
5-	35.555	125.4	44.299	115.3	1:19.854	13-	36.303	120.1	44.503	110.0	1:20.806
6-	35.372	127.8	44.366	114.5	1:19.738	14-	35.915	125.7	44.390	108.6	1:20.305
7-	36.080	128.1	44.971	112.2	1:21.051	15-	35.894	127.8	47.022	84.5	1:22.916
8-	35.689	124.5	44.852	111.7	1:20.541						
8	Dave HARNETT Pressfab Racing 660										
1-	Out	116.7	48.406	119.6	1:31.728	8-	35.249	129.1	43.384	120.3	1:18.633
2-	35.582	123.8	46.684	120.1	1:22.266	9-	35.270	124.0	44.627	121.8	1:19.897
3-	36.333	115.5	46.210	120.1	1:22.543	10-	35.100	125.0	45.619	118.8	1:20.719
4-	35.302	122.0	45.578	119.2	1:20.880	11-	34.833	126.1	44.980	117.9	1:19.813
5-	35.174	129.3	44.460	122.9	1:19.634	12-	35.029	130.3	44.625	119.8	1:19.654
6-	34.645	122.9	44.049	123.4	1:18.694	13-	34.979	127.3	43.431	120.3	1:18.410
7-	34.001	130.8	44.767	119.2	1:18.768	14-	34.879	131.1	44.399	119.4	1:19.278
12	Tomas TALLKVIST Tallis MK2										
1-	Out	111.3	50.164	115.1	1:40.150	6-	35.967	115.3	45.946	117.5	1:21.913
2-	37.257	112.0	46.428	118.6	1:23.685	7-	35.914	120.5	45.802	115.1	1:21.716
3-	38.117	116.9	47.478	116.5	1:25.595	8-	35.951	119.6	45.187	113.6	1:21.138
4-	36.735	112.4	46.189	115.5	1:22.924	9-	35.396	123.4	44.776	114.1	1:20.172
5-	36.277	122.0	45.763	118.6	1:22.040	10-	35.402	125.9	44.502	114.5	1:19.904
14	Sjeord VAN BUITEN Ducati Supermono 599										
1-	Out	101.8	47.601	119.6	1:31.407	4-	34.171	132.6	43.315	121.4	1:17.486
2-	35.459	125.9	44.745	119.6	1:20.204	5-	34.236	131.3	43.360	122.2	1:17.596
3-	35.166	123.4	43.613	120.3	1:18.779						

Snetterton
Circuit Length = 1.9520 miles
Start: 17:36 End: 17:58

Weather / Track : Sunny / Dry

MCRCB BULLETIN TK010

2009 UEM Supermono Cup

QUALIFYING 1 - SECTOR ANALYSIS

18	Libor KAMENICKY										Mali Jawa				
1-	Out	99.7	51.946	101.1	1:41.100	8-	36.517	122.5	44.698	113.6	1:21.215				
2-	39.044	112.2	47.366	113.2	1:26.410	9-	35.837	124.0	44.660	113.4	1:20.497				
3-	38.888	112.2	47.800	114.9	1:26.688	10-	35.911	125.0	44.642	112.8	1:20.553				
4-	36.568	121.4	45.791	114.1	1:22.359	11-	35.755	127.3	44.671	111.3	1:20.426				
5-	36.533	121.4	45.740	114.1	1:22.273	12-	36.122	127.1	45.295	111.7	1:21.417				
6-	36.580	122.2	46.346	112.4	1:22.926	13-	35.730	127.3	44.364	111.8	1:20.094				
7-	36.249	125.9	45.072	112.8	1:21.321	14-	35.811	126.9	44.612	112.2	1:20.423				
19	Perry GOLDSTEIN										KTM Supermono				
1-	Out	104.9	49.415	114.5	1:40.585	4-	34.510	131.1	43.273	122.5	1:17.783				
2-	37.204	120.1	46.269	121.6	1:23.473	5-	33.736	132.4	43.908	119.2	1:17.644				
3-	37.317	126.6	44.084	121.6	1:21.401	6-	33.941	131.1	42.564	122.9	1:16.505				
21	Frank VAN DE BIGGELAAR										Yamaha 660				
1-	Out	99.6	55.620	104.0	1:46.767	8-	40.286	111.8	50.651	104.5	1:30.937				
2-	42.010	102.0	51.806	103.9	1:33.816	9-	39.767	109.1	49.301	105.5	1:29.068				
3-	41.234	106.0	49.995	104.7	1:31.229	10-	38.979	110.6	50.022	105.7	1:29.001				
4-	39.631	115.1	49.331	104.0	1:28.962	11-	39.387	111.1	49.132	104.2	1:28.519				
5-	39.893	111.3	48.789	107.9	1:28.682	12-	39.658	110.7	49.165	102.5	1:28.823				
6-	39.682	115.9	48.559	104.0	1:28.241	13-	39.678	115.3	48.597	104.5	1:28.275				
7-	39.968	114.7	49.396	102.8	1:29.364										
37	Jeff CLARIDGE										Tigcraft Nova 450				
1-	Out	97.8	50.078	104.9	1:38.385	7-	33.998	132.6	42.855	122.5	1:16.853				
2-	39.201	103.9	46.678	104.0	1:25.879	8-	33.734	139.8	44.646	123.1	1:18.380				
3-	38.380	114.3	46.881	105.4	1:25.261	9-	33.624	139.2	In		4:41.167 P				
4-	36.912	116.5	45.973	117.1	1:22.885	10-	Out	117.7	46.167	114.1	1:29.104				
5-	35.691	127.1	In		1:55.245 P	11-	35.358	128.3	43.755	121.6	1:19.113				
6-	Out	128.1	44.714	121.8	1:23.042										
41	Martin JARVIS										NWS Honda				
1-	Out	99.7	51.493	113.2	1:40.692	7-	38.518	115.9	In		2:44.137 P				
2-	37.681	122.9	48.647	107.2	1:26.328	8-	Out	91.8	51.643	103.6	1:38.508				
3-	38.684	110.6	49.883	109.7	1:28.567	9-	38.701	111.1	49.413	107.4	1:28.114				
4-	37.874	105.0	49.585	107.9	1:27.459	10-	37.433	112.2	50.301	108.4	1:27.734				
5-	38.568	113.7	48.125	110.2	1:26.693	11-	38.147	111.7	48.033	108.9	1:26.180				
6-	38.172	117.1	47.309	111.5	1:25.481	12-	37.352	124.5	47.803	106.4	1:25.155				
42	Andrew McCOMBE										Gallina Suzuki 800				
1-	Out	103.6	52.392	113.7	1:39.970	8-	35.918	125.9	In		3:11.295 P				
2-	38.071	114.3	48.370	115.7	1:26.441	9-	Out	124.7	46.787	114.9	1:28.336				
3-	36.768	128.8	46.410	117.5	1:23.178	10-	36.200	125.7	45.110	115.5	1:21.310				
4-	35.930	121.4	46.577	118.4	1:22.507	11-	35.565	115.9	47.612	116.9	1:23.177				
5-	35.917	125.0	46.754	118.6	1:22.671	12-	35.257	129.1	45.492	116.5	1:20.749				
6-	37.441	123.8	46.035	118.1	1:23.476	13-	35.773	131.3	46.785	113.7	1:22.558				
7-	35.898	123.6	46.188	116.9	1:22.086										
45	Stefan MEINERS										Happeck-Yamaha 450				
1-	Out	109.1	48.339	114.3	1:34.014	8-	34.994	129.3	43.566	115.7	1:18.560				
2-	36.221	123.6	In		2:14.091 P	9-	34.915	129.1	43.203	115.5	1:18.118				
3-	Out	122.7	44.169	115.1	1:22.911	10-	34.446	124.5	In		2:31.063 P				
4-	34.832	126.6	43.528	116.7	1:18.360	11-	Out	125.9	43.901	115.7	1:22.405				
5-	34.811	129.6	43.534	116.1	1:18.345	12-	35.491	128.3	43.263	114.1	1:18.754				
6-	34.950	128.8	43.713	117.1	1:18.663	13-	34.482	128.6	43.448	115.1	1:17.930				
7-	34.419	127.6	43.179	115.1	1:17.598										
51	Mark HUGHES										Tigcraft Honda 450				
1-	Out	98.1	53.791	97.8	1:48.301	7-	37.190	122.5	46.006	110.9	1:23.196				
2-	42.186	102.0	51.309	89.8	1:33.495	8-	36.944	122.5	47.102	110.9	1:24.046				
3-	41.370	114.3	49.200	95.7	1:30.570	9-	35.875	129.1	45.284	109.3	1:21.159				
4-	38.505	122.0	50.379	93.7	1:28.884	10-	36.050	128.6	In		5:17.843 P				
5-	38.889	122.9	48.059	99.6	1:26.948	11-	Out	127.1	47.468	108.6	1:34.252				

Snetterton
Circuit Length = 1.9520 miles
Start: 17:36 End: 17:58

Weather / Track : Sunny / Dry

MCRCB BULLETIN TK010

2009 UEM Supermono Cup

QUALIFYING 1 - SECTOR ANALYSIS

6-	37.604	127.1	46.405	111.8	1:24.009						
54	Simon HEDGES		Yamaha Rotax								
1-	Out	99.0	52.295	106.9	1:39.667	5-	36.820	114.9	46.348	108.8	1:23.168
2-	38.033	118.4	48.427	106.5	1:26.460	6-	36.876	115.7	46.368	108.6	1:23.244
3-	37.806	116.9	47.301	107.9	1:25.107	7-	37.014	116.5	46.446	106.7	1:23.460
4-	36.748	125.2	46.585	107.4	1:23.333	8-	36.855	118.1	46.480	106.2	1:23.335
55	Russ JOYNER		Pami Rotax								
1-	Out	105.7	49.764	113.4	1:37.409	7-	35.960	123.8	In		2:17.789P
2-	38.920	113.0	46.968	114.3	1:25.888	8-	Out	118.8	46.156	115.1	1:27.698
3-	37.124	120.1	45.844	114.3	1:22.968	9-	36.053	119.4	44.794	113.6	1:20.847
4-	36.848	119.4	45.087	115.5	1:21.935	10-	35.926	124.3	44.586	113.7	1:20.512
5-	36.350	118.6	44.493	115.5	1:20.843	11-	36.377	119.8	44.856	112.8	1:21.233
6-	36.126	117.5	44.502	115.5	1:20.628						
57	Jonathan GOOD		Tigcraft Yamaha								
1-	Out	116.3	47.963	114.9	1:32.198	9-	35.068	123.4	44.042	114.9	1:19.110
2-	36.063	124.7	46.399	113.2	1:22.462	10-	35.794	132.9	45.637	111.7	1:21.431
3-	36.416	126.4	45.876	112.0	1:22.292	11-	35.355	128.1	44.051	115.1	1:19.406
4-	35.938	126.1	45.020	117.1	1:20.958	12-	35.832	131.1	43.437	113.9	1:19.269
5-	35.537	127.3	44.716	111.1	1:20.253	13-	34.689	132.9	43.316	115.3	1:18.005
6-	35.425	132.9	43.568	114.1	1:18.993	14-	35.646	127.6	45.188	114.1	1:20.834
7-	34.765	131.3	44.533	116.5	1:19.298	15-	35.656	127.1	44.172	110.9	1:19.828
8-	34.656	132.6	43.153	115.1	1:17.809						
60	Nicolas BONDUELLE		Harris BMW								
1-	Out	98.3	54.646	110.2	1:43.568	9-	35.556	128.8	43.850	112.0	1:19.406
2-	38.486	122.2	47.260	110.7	1:25.746	10-	35.588	129.8	43.931	113.2	1:19.519
3-	36.570	126.1	45.422	111.7	1:21.992	11-	35.402	127.8	46.416	110.7	1:21.818
4-	35.823	127.3	44.291	113.2	1:20.114	12-	35.623	128.1	43.917	111.3	1:19.540
5-	35.944	124.0	44.657	112.8	1:20.601	13-	36.093	125.4	43.611	110.9	1:19.704
6-	35.795	126.6	44.319	115.1	1:20.114	14-	35.724	124.5	43.613	111.3	1:19.337
7-	35.444	128.3	43.612	112.2	1:19.056	15-	35.917	124.5	47.058	97.1	1:22.975
8-	35.739	125.2	43.619	114.5	1:19.358						
62	Aaron EASTER		Tigcraft Rotax								
1-	Out	95.3	47.923	116.5	1:30.625	8-	34.190	121.6	44.347	116.9	1:18.537
2-	36.490	107.0	46.319	115.7	1:22.809	9-	35.015	123.1	46.149	118.1	1:21.164
3-	36.697	110.4	In		2:41.178P	10-	36.389	124.5	44.335	118.4	1:20.724
4-	Out	113.4	45.271	117.5	1:28.781	11-	35.839	114.9	46.059	117.3	1:21.898
5-	34.669	121.1	44.403	115.5	1:19.072	12-	33.629	132.4	42.949	117.5	1:16.578
6-	35.628	113.6	46.649	113.7	1:22.277	13-	34.373	115.3	In		2:59.575P
7-	34.557	125.0	43.865	117.5	1:18.422						
66	Michael VIRAVONGSA		Yamaha 650								
1-	Out	103.9	54.524	109.3	1:42.982	8-	35.960	128.3	46.237	113.0	1:22.197
2-	39.154	118.8	48.154	114.9	1:27.308	9-	35.551	122.9	45.616	112.6	1:21.167
3-	36.214	135.0	1:01.775	112.0	1:37.989	10-	35.650	134.8	45.201	114.1	1:20.851
4-	36.848	115.1	53.871	112.4	1:30.719	11-	35.255	121.4	45.612	112.2	1:20.867
5-	37.073	117.9	47.088	113.0	1:24.161	12-	35.362	133.2	45.420	112.2	1:20.782
6-	36.141	124.7	46.777	113.7	1:22.918	13-	35.391	127.3	45.005	113.7	1:20.396
7-	36.209	124.0	48.809	113.4	1:25.018	14-	35.105	131.3	44.963	113.2	1:20.068
71	Manfred KEHRMANN		BMW Pami GRC 720								
1-	Out	96.8	52.713	117.1	1:37.229	8-	Out	127.3	43.920	124.7	1:21.372
2-	38.272	119.4	47.535	122.5	1:25.807	9-	33.680	132.6	43.133	120.9	1:16.813
3-	34.850	126.4	44.796	123.4	1:19.646	10-	33.765	135.0	41.483	124.5	1:15.248
4-	35.346	123.4	44.263	122.9	1:19.609	11-	33.823	133.7	42.355	122.2	1:16.178
5-	34.328	130.6	43.132	125.0	1:17.460	12-	33.782	131.8	41.878	123.4	1:15.660
6-	33.451	127.6	42.722	126.1	1:16.173	13-	33.577	136.4	41.873	121.4	1:15.450
7-	33.550	138.1	In		2:09.262P	14-	34.695	136.1	41.476	123.1	1:16.171

Snetterton
Circuit Length = 1.9520 miles
Start: 17:36 End: 17:58

Weather / Track : Sunny / Dry

MCRCB BULLETIN TK010

2009 UEM Supermono Cup

QUALIFYING 1 - SECTOR ANALYSIS

77	Henk FROM		BMW Pami GRC 720								
1-	Out	106.7	50.096	117.3	1:35.393	3-	35.737	130.6	46.757	121.4	1:22.494
2-	36.495	127.8	46.815	120.7	1:23.310						
80	Evert VAN DE BEEK		Ducati Supermono 599								
1-	Out	106.9	51.565	116.3	1:37.337	8-	34.570	133.7	43.296	120.3	1:17.866
2-	36.710	119.8	46.196	120.9	1:22.906	9-	34.529	127.6	43.057	120.1	1:17.586
3-	34.846	133.4	45.458	119.4	1:20.304	10-	34.614	130.3	43.116	121.4	1:17.730
4-	34.575	130.6	44.269	121.1	1:18.844	11-	34.837	125.9	43.197	120.1	1:18.034
5-	34.499	127.3	43.931	121.1	1:18.430	12-	34.832	132.4	43.208	120.9	1:18.040
6-	34.454	124.3	43.563	121.6	1:18.017	13-	34.275	126.1	43.739	120.9	1:18.014
7-	34.302	125.2	43.571	120.9	1:17.873	14-	34.149	134.8	44.701	120.9	1:18.850
99	David LEGALLE		BMW J2L 650i								
1-	Out	89.1	53.896	116.1	1:43.151	8-	36.688	123.1	46.095	117.1	1:22.783
2-	39.849	104.9	48.715	114.7	1:28.564	9-	36.868	117.7	46.617	116.1	1:23.485
3-	38.466	117.1	48.170	116.7	1:26.636	10-	36.546	120.7	45.957	115.5	1:22.503
4-	37.476	112.0	47.026	115.7	1:24.502	11-	36.506	122.2	45.718	115.5	1:22.224
5-	36.706	115.7	46.618	117.3	1:23.324	12-	36.282	123.4	46.024	115.3	1:22.306
6-	36.854	122.2	46.956	118.4	1:23.810	13-	36.305	124.7	45.785	115.3	1:22.090
7-	36.907	121.6	46.175	117.1	1:23.082	14-	36.283	122.9	45.715	115.3	1:21.998
111	Mike VELTHUYZEN		Yamaha 850								
1-	Out	87.2	53.715	108.6	1:44.801	6-	37.750	116.7	47.526	119.4	1:25.276
2-	43.203	92.1	In		3:37.420P	7-	36.332	125.9	46.416	122.5	1:22.748
3-	Out	104.7	49.063	111.5	1:37.373	8-	35.993	131.1	45.399	120.5	1:21.392
4-	38.026	112.4	In		4:38.159P	9-	35.242	136.7	45.310	122.2	1:20.552
5-	Out	113.7	48.443	119.0	1:30.962						

MCRCB BULLETIN TK011

2009 UEM Supermono Cup

QUALIFYING 1 - SPEED TRAPS

SECTOR 1				SECTOR 2			FINISH LINE			
POS	NO	NAME	MPH	NO	NAME	MPH	NO	NAME	MPH	
1	5	Mark LAWES	143.7				71	Manfred KEHRMANN	126.1	
2	3	Michael PAYNE	140.7				5	Mark LAWES	124.3	
3	37	Jeff CLARIDGE	139.8				8	Dave HARNETT	123.4	
4	71	Manfred KEHRMANN	138.1				37	Jeff CLARIDGE	123.1	
5	19	Perry GOLDSTEIN	137.0				19	Perry GOLDSTEIN	122.9	
6	111	Mike VELTHUYZEN	136.7				3	Michael PAYNE	122.7	
7	4	Ivan PORTER	135.0				111	Mike VELTHUYZEN	122.5	
8	66	Michael VIRAVONGSA	135.0				14	Sjeord VAN BUITEN	122.2	
9	80	Evert VAN DE BEEK	134.8				80	Evert VAN DE BEEK	121.6	
10	57	Jonathan GOOD	132.9				77	Henk FROM	121.4	
11	14	Sjeord VAN BUITEN	132.6				2	Dijon COMPTON	120.7	
12	62	Aaron EASTER	132.4				4	Ivan PORTER	120.7	
13	18	Libor KAMENICKY	131.6				12	Tomas TALLKVIST	118.6	
14	7	Aria LANE	131.3				42	Andrew McCOMBE	118.6	
15	42	Andrew McCOMBE	131.3				62	Aaron EASTER	118.4	
16	8	Dave HARNETT	131.1				99	David LEGALLE	118.4	
17	77	Henk FROM	130.6				45	Stefan MEINERS	117.1	
18	2	Dijon COMPTON	130.1				57	Jonathan GOOD	117.1	
19	45	Stefan MEINERS	130.1				55	Russ JOYNER	115.5	
20	60	Nicolas BONDUELLE	129.8				7	Aria LANE	115.3	
21	12	Tomas TALLKVIST	129.6				60	Nicolas BONDUELLE	115.1	
22	51	Mark HUGHES	129.1				18	Libor KAMENICKY	114.9	
23	54	Simon HEDGES	125.2				66	Michael VIRAVONGSA	114.9	
24	99	David LEGALLE	124.7				41	Martin JARVIS	113.2	
25	41	Martin JARVIS	124.5				51	Mark HUGHES	111.8	
26	55	Russ JOYNER	124.3				54	Simon HEDGES	108.8	
27	21	Frank VAN DE BIGGELAAR	118.4				21	Frank VAN DE BIGGELAAR	107.9	

Weather / Track : Sunny / Dry

www.tsl-timing.com

Snetterton
Circuit Length = 1.9520 miles
Start: 17:36 End: 17:58

Printed - 18.00 Friday, 19 June 2009

MCRCB BULLETIN TK012

2009 UEM Supermono Cup

QUALIFYING 1 - BEST SECTORS

SECTOR 1			SECTOR 2			IDEAL / BEST COMPARISON						
POS	NO	NAME	TIME	NO	NAME	TIME	POS	NO	NAME	IDEAL	BEST	DIFF
1	5	LAWES	32.500	71	KEHRMANN	41.476	1	5	LAWES	1:13.998	1:13.998	0.000
2	71	KEHRMANN	33.451	5	LAWES	41.498	2	71	KEHRMANN	1:14.927	1:15.248	0.321
3	37	CLARIDGE	33.619	3	PAYNE	42.138	3	3	PAYNE	1:16.026	1:17.895	1.869
4	62	EASTER	33.629	19	GOLDSTEIN	42.564	4	19	GOLDSTEIN	1:16.300	1:16.505	0.205
5	19	GOLDSTEIN	33.736	37	CLARIDGE	42.855	5	37	CLARIDGE	1:16.474	1:16.853	0.379
6	3	PAYNE	33.888	62	EASTER	42.949	6	62	EASTER	1:16.578	1:16.578	0.000
7	8	HARNETT	34.001	80	VAN DE BEEK	43.057	7	80	VAN DE BEEK	1:17.206	1:17.586	0.380
8	80	VAN DE BEEK	34.149	57	GOOD	43.153	8	8	HARNETT	1:17.385	1:18.410	1.025
9	14	VAN BUITEN	34.171	45	MEINERS	43.179	9	45	MEINERS	1:17.483	1:17.598	0.115
10	45	MEINERS	34.304	14	VAN BUITEN	43.315	10	14	VAN BUITEN	1:17.486	1:17.486	0.000
11	77	FROM	34.606	8	HARNETT	43.384	11	57	GOOD	1:17.809	1:17.809	0.000
12	57	GOOD	34.656	60	BONDUELLE	43.611	12	4	PORTER	1:18.834	1:18.834	0.000
13	4	PORTER	34.919	4	PORTER	43.915	13	60	BONDUELLE	1:19.013	1:19.056	0.043
14	66	VIRAVONGSA	35.003	7	LANE	44.299	14	7	LANE	1:19.671	1:19.738	0.067
15	111	VELTHUYZEN	35.242	18	KAMENICKY	44.364	15	12	TALLKVIST	1:19.780	1:19.904	0.124
16	42	McCOMBE	35.257	55	JOYNER	44.493	16	66	VIRAVONGSA	1:19.966	1:20.068	0.102
17	12	TALLKVIST	35.278	12	TALLKVIST	44.502	17	18	KAMENICKY	1:20.094	1:20.094	0.000
18	7	LANE	35.372	2	COMPTON	44.891	18	2	COMPTON	1:20.360	1:20.944	0.584
19	60	BONDUELLE	35.402	66	VIRAVONGSA	44.963	19	42	McCOMBE	1:20.367	1:20.749	0.382
20	2	COMPTON	35.469	42	McCOMBE	45.110	20	55	JOYNER	1:20.419	1:20.512	0.093
21	18	KAMENICKY	35.730	51	HUGHES	45.284	21	111	VELTHUYZEN	1:20.552	1:20.552	0.000
22	51	HUGHES	35.875	111	VELTHUYZEN	45.310	22	51	HUGHES	1:21.159	1:21.159	0.000
23	55	JOYNER	35.926	99	LEGALLE	45.715	23	77	FROM	1:21.363	1:22.494	1.131
24	99	LEGALLE	36.282	54	HEDGES	46.348	24	99	LEGALLE	1:21.997	1:21.998	0.001
25	54	HEDGES	36.748	77	FROM	46.757	25	54	HEDGES	1:23.096	1:23.168	0.072
26	41	JARVIS	37.352	41	JARVIS	47.309	26	41	JARVIS	1:24.661	1:25.155	0.494
27	21	VAN DE BIGGELAAR	38.480	21	VAN DE BIGGELAAR	48.559	27	21	VAN DE BIGGELAAR	1:27.039	1:28.241	1.202
28	1	VAN DIJK		1	VAN DIJK		28	1	VAN DIJK	1:16.036	1:16.036	0.000
									Perfect lap	1:13.976		

2009 UEM Supermono Cup

QUALIFYING 2 - COMBINED CLASSIFICATION

POS	NO	CL	NAME	NAT	ENTRY	FIRST		SECOND		GAP	DIFF
						TIME	LAPS	TIME	LAPS		
1	5		Mark LAWES	GBR	BMW Pami GRC	1:13.998	7		0		
2	71		Manfred KEHRMANN	GER	BMW Pami GRC 720	1:15.248	14	1:28.041	6	1.250	1.250
3	1		Lex VAN DIJK	NED	Over Yamaha 762	1:16.036	8	1:24.875	4	2.038	0.788
4	19		Perry GOLDSTEIN	GBR	KTM Supermono	1:16.505	6		0	2.507	0.469
5	62		Aaron EASTER	GBR	Tigcraft Rotax	1:16.578	13		0	2.580	0.073
6	37		Jeff CLARIDGE	GBR	Tigcraft Nova 450	1:16.853	11		0	2.855	0.275
7	14		Sjeord VAN BUITEN	NED	Ducati Supermono 599	1:17.486	5	1:25.586	4	3.488	0.633
8	80		Evert VAN DE BEEK	NED	Ducati Supermono 599	1:17.586	14		0	3.588	0.100
9	45		Stefan MEINERS	GER	Happeck-Yamaha 450	1:17.598	13	1:28.096	4	3.600	0.012
10	57		Jonathan GOOD	GBR	Tigcraft Yamaha	1:17.809	15		0	3.811	0.211
11	3		Michael PAYNE	GBR	Tigcraft Nova 450	1:17.895	10		0	3.897	0.086
12	8		Dave HARNETT	GBR	Pressfab Racing 660	1:18.410	14	1:28.308	9	4.412	0.515
13	4		Ivan PORTER	GBR	Porter 660i	1:18.834	10	1:29.513	7	4.836	0.424
14	60		Nicolas BONDUELLE	FRA	Harris BMW	1:19.056	15	1:29.227	10	5.058	0.222
15	7		Aria LANE	GBR	Tigcraft 450	1:19.738	15	1:26.930	8	5.740	0.682
16	12		Tomas TALLKVIST	FIN	Tallis MK2	1:19.904	10	1:36.232	6	5.906	0.166
17	66		Michael VIRAVONGSA	FRA	Yamaha 650	1:20.068	14	1:34.772	9	6.070	0.164
18	18		Libor KAMENICKY	CZE	Mali Jawa	1:20.094	14		1	6.096	0.026
19	55		Russ JOYNER	GBR	Pami Rotax	1:20.512	11	1:29.176	7	6.514	0.418
20	111		Mike VELTHUYZEN	NED	Yamaha 850	1:20.552	9	1:29.200	7	6.554	0.040
21	42		Andrew McCOMBE	GBR	Gallina Suzuki 800	1:20.749	13		0	6.751	0.197
22	2		Dijon COMPTON	GBR	MHD Suzuki 800	1:20.944	7	1:22.906	5	6.946	0.195
23	51		Mark HUGHES	GBR	Tigcraft Honda 450	1:21.159	11	1:30.090	7	7.161	0.215
24	99		David LEGALLE	FRA	BMW J2L 650i	1:21.998	14	1:40.365	7	8.000	0.839
25	77		Henk FROM	NED	BMW Pami GRC 720	1:22.494	3	1:27.538	6	8.496	0.496
26	54		Simon HEDGES	GBR	Yamaha Rotax	1:23.168	8	1:35.200	7	9.170	0.674
27	41		Martin JARVIS	GBR	NWS Honda	1:25.155	12	1:33.588	9	11.157	1.987
28	21		Frank VAN DE BIGGELAAR	NED	Yamaha 660	1:28.241	13	1:38.265	8	14.243	3.086
29	88		Andrew DRIVER	GBR	MZ Scorpion		0	1:29.780	7	15.782	1.539
30	44		Mick BURGE	GBR	Hossack TM 600		0	1:39.235	4	25.237	9.455

Weather / Track : Rain / Wet

These results are provisional until the conclusion of any judicial and technical matters.

Snetterton
Circuit Length = 1.9520 miles
Start: 18:20 End: 18:37

Race Director :	Stewards :	Timekeeper :
-----------------	------------	--------------

MCRCB BULLETIN TK083

2009 UEM Supermono Cup

QUALIFYING 2 - CLASSIFICATION

POS	NO	CL	NAME	NAT	ENTRY	TIME	ON	LAPS	GAP	DIFF	MPH
1	2		Dijon COMPTON	GBR	MHD Suzuki 800	1:22.906	4	5			84.75
2	1		Lex VAN DIJK	NED	Over Yamaha 762	1:24.875	4	4	1.969	1.969	82.79
3	14		Sjeord VAN BUITEN	NED	Ducati Supermono 599	1:25.586	3	4	2.680	0.711	82.10
4	7		Aria LANE	GBR	Tigcraft 450	1:26.930	7	8	4.024	1.344	80.83
5	77		Henk FROM	NED	BMW Pami GRC 720	1:27.538	5	6	4.632	0.608	80.27
6	71		Manfred KEHRMANN	GER	BMW Pami GRC 720	1:28.041	4	6	5.135	0.503	79.81
7	45		Stefan MEINERS	GER	Happeck-Yamaha 450	1:28.096	4	4	5.190	0.055	79.76
8	8		Dave HARNETT	GBR	Pressfab Racing 660	1:28.308	6	9	5.402	0.212	79.57
9	55		Russ JOYNER	GBR	Pami Rotax	1:29.176	5	7	6.270	0.868	78.80
10	111		Mike VELTHUYZEN	NED	Yamaha 850	1:29.200	7	7	6.294	0.024	78.77
11	60		Nicolas BONDUELLE	FRA	Harris BMW	1:29.227	7	10	6.321	0.027	78.75
12	4		Ivan PORTER	GBR	Porter 660i	1:29.513	6	7	6.607	0.286	78.50
13	88		Andrew DRIVER	GBR	MZ Scorpion	1:29.780	3	7	6.874	0.267	78.27
14	51		Mark HUGHES	GBR	Tigcraft Honda 450	1:30.090	7	7	7.184	0.310	78.00
15	41		Martin JARVIS	GBR	NWS Honda	1:33.588	4	9	10.682	3.498	75.08
16	66		Michael VIRAVONGSA	FRA	Yamaha 650	1:34.772	5	9	11.866	1.184	74.14
17	54		Simon HEDGES	GBR	Yamaha Rotax	1:35.200	5	7	12.294	0.428	73.81
18	12		Tomas TALLKVIST	FIN	Tallis MK2	1:36.232	5	6	13.326	1.032	73.02
19	21		Frank VAN DE BIGGELAAR	NED	Yamaha 660	1:38.265	4	8	15.359	2.033	71.51
20	44		Mick BURGE	GBR	Hossack TM 600	1:39.235	4	4	16.329	0.970	70.81
21	99		David LEGALLE	FRA	BMW J2L 650i	1:40.365	6	7	17.459	1.130	70.01
22	18		Libor KAMENICKY	CZE	Mali Jawa		0	1			
23	42		Andrew McCOMBE	GBR	Gallina Suzuki 800		0	0			
24	3		Michael PAYNE	GBR	Tigcraft Nova 450		0	0			
25	5		Mark LAWES	GBR	BMW Pami GRC		0	0			
26	19		Perry GOLDSTEIN	GBR	KTM Supermono		0	0			
27	37		Jeff CLARIDGE	GBR	Tigcraft Nova 450		0	0			
28	57		Jonathan GOOD	GBR	Tigcraft Yamaha		0	0			
29	62		Aaron EASTER	GBR	Tigcraft Rotax		0	0			
30	80		Evert VAN DE BEEK	NED	Ducati Supermono 599		0	0			

Weather / Track : Rain / Wet

These results are provisional until the conclusion of any judicial and technical matters.

Snetterton
Circuit Length = 1.9520 miles
Start: 18:20 End: 18:37

Race Director :	Stewards :	Timekeeper :
-----------------	------------	--------------

MCRCB BULLETIN TK084

2009 UEM Supermono Cup

QUALIFYING 2 - SECTOR ANALYSIS

1	Lex VAN DIJK Over Yamaha 762										
1-	Out	96.1	56.197	109.1	1:47.969	3-	38.208	112.0	49.093	120.9	1:27.301
2-	42.504	105.4	51.456	115.5	1:33.960	4-	36.841	122.7	48.034	120.1	1:24.875
2	Dijon COMPTON MHD Suzuki 800										
1-	Out	120.3	48.175	122.0	1:31.169	4-	36.933	124.5	45.973	118.1	1:22.906
2-	37.523	122.0	47.295	115.9	1:24.818	5-	36.158	126.9	47.184	99.0	1:23.342
3-	37.156	132.6	46.430	118.6	1:23.586						
3	Michael PAYNE Tigcraft Nova 450										
4	Ivan PORTER Porter 660i										
1-	Out	90.6	56.567	115.5	1:49.767	5-		103.2	50.117	116.7	1:36.897
2-	40.377	108.8	52.546	116.3	1:32.923	6-	40.218	112.6	49.295	116.7	1:29.513
3-	39.445	109.1	50.910	116.9	1:30.355	7-	41.166	108.8	52.094	115.7	1:33.260
4-	38.920	104.9			2:52.548						
5	Mark LAWES BMW Pami GRC										
7	Aria LANE Tigcraft 450										
1-	Out	86.9	57.402	110.4	1:50.402	5-	39.193	127.8	48.810	113.6	1:28.003
2-	41.455	104.2	54.071	112.4	1:35.526	6-	39.081	126.6	48.069	113.2	1:27.150
3-	39.294	121.4	49.582	113.0	1:28.876	7-	38.602	119.0	48.328	113.4	1:26.930
4-	38.956	122.2	49.569	113.4	1:28.525	8-	41.091	97.1	59.661	83.0	1:40.752
8	Dave HARNETT Pressfab Racing 660										
1-	Out	85.3	54.852	118.4	1:58.462	6-	38.437	111.5	49.871	121.1	1:28.308
2-	38.293	108.2	50.393	120.9	1:28.686	7-	40.151	107.5	51.037	120.3	1:31.188
3-	38.166	106.2	50.185	119.6	1:28.351	8-	39.463	110.4	51.926	120.9	1:31.389
4-	38.331	108.9	51.026	121.6	1:29.357	9-	41.246	110.4	52.231	118.1	1:33.477
5-	39.146	117.5	49.797	121.1	1:28.943						
12	Tomas TALLKVIST Tallis MK2										
1-	Out	84.1	59.892	109.1	1:53.921	4-	41.751	94.5	54.857	112.4	1:36.608
2-	43.758	91.4	56.681	110.0	1:40.439	5-	41.595	101.1	54.637	112.4	1:36.232
3-	43.597	87.2	55.663	113.4	1:39.260	6-	41.613	103.9	54.924	112.8	1:36.537
14	Sjeord VAN BUITEN Ducati Supermono 599										
1-	Out	97.0	51.863	118.6	1:37.128	3-	37.433	114.5	48.153	121.1	1:25.586
2-	38.564	100.9	50.821	119.8	1:29.385	4-	37.315	127.1	48.672	117.3	1:25.987
18	Libor KAMENICKY Mali Jawa										
1-	Out	72.7	In		12:11.583P						
19	Perry GOLDSTEIN KTM Supermono										
21	Frank VAN DE BIGGELAAR Yamaha 660										
1-					1:47.293	5-					1:40.166
2-					1:41.163	6-					1:41.323
3-					1:38.547	7-					1:40.989
4-					1:38.265	8-					1:41.388
37	Jeff CLARIDGE Tigcraft Nova 450										
41	Martin JARVIS NWS Honda										
1-	Out	80.2	1:01.252	111.8	1:52.505	6-	41.660	111.8	54.930	109.8	1:36.590
2-	44.317	92.8	57.502	113.0	1:41.819	7-	41.828	109.7	53.963	109.8	1:35.791

Snetterton
Circuit Length = 1.9520 miles
Start: 18:20 End: 18:37

Weather / Track : Rain / Wet

MCRCB BULLETIN TK084

2009 UEM Supermono Cup

QUALIFYING 2 - SECTOR ANALYSIS

3-	41.432	105.5	54.071	114.5	1:35.503	8-	43.074	97.3	56.392	109.3	1:39.466
4-	40.583	104.0	53.005	111.8	1:33.588	9-	43.478	99.3	54.703	111.3	1:38.181
5-	41.934	91.1	55.207	110.6	1:37.141						
42	Andrew McCOMBE					Gallina Suzuki 800					
44	Mick BURGE					Hossack TM 600					
1-	Out	83.5	1:02.211	98.0	1:58.855	3-	43.022	105.7	56.280	103.6	1:39.302
2-	46.166	96.1	59.535	101.5	1:45.701	4-	43.152	110.9	56.083	102.5	1:39.235
45	Stefan MEINERS					Happeck-Yamaha 450					
1-	Out	84.1	59.256	113.9	1:51.278	3-	39.295	110.2	50.730	115.5	1:30.025
2-	40.315	107.9	53.179	116.3	1:33.494	4-	38.508	110.4	49.588	115.9	1:28.096
51	Mark HUGHES					Tigcraft Honda 450					
1-	Out	89.2	1:09.366	94.1	2:06.013	5-	39.286	119.4	50.889	114.3	1:30.175
2-	41.512	118.1	53.995	113.0	1:35.507	6-	40.483	124.0	50.437	113.4	1:30.920
3-	40.945	121.6	51.716	114.1	1:32.661	7-	39.505	123.8	50.585	113.7	1:30.090
4-	40.015	114.5	51.653	112.4	1:31.668						
54	Simon HEDGES					Yamaha Rotax					
1-	Out	80.1	1:04.211	108.1	1:59.574	5-	41.780	106.0	53.420	108.2	1:35.200
2-	44.753	94.7	57.211	107.5	1:41.964	6-	41.367	108.1	55.095	107.9	1:36.462
3-	42.104	104.0	55.063	108.2	1:37.167	7-	43.126	102.6	54.537	107.4	1:37.663
4-	41.797	109.7	53.657	108.1	1:35.454						
55	Russ JOYNER					Pami Rotax					
1-	Out	101.4	54.843	113.7	1:44.029	5-	39.029	111.1	50.147	113.9	1:29.176
2-	40.686	111.3	50.749	114.3	1:31.435	6-	39.602	106.9	50.365	113.0	1:29.967
3-	39.214	106.9	50.238	113.2	1:29.452	7-	39.557	115.3	In		2:37.919P
4-	39.553	106.4	49.750	115.1	1:29.303						
57	Jonathan GOOD					Tigcraft Yamaha					
60	Nicolas BONDUELLE					Harris BMW					
1-	Out	72.9	1:03.696	112.4	1:59.887	6-	39.453	118.4	49.985	114.1	1:29.438
2-	42.722	100.5	54.136	112.8	1:36.858	7-	39.366	114.3	49.861	114.5	1:29.227
3-	41.003	108.8	52.155	113.7	1:33.158	8-	39.493	113.9	50.341	115.1	1:29.834
4-	40.738	107.2	51.366	114.9	1:32.104	9-	39.586	106.4	51.287	114.1	1:30.873
5-	39.722	110.2	50.229	114.7	1:29.951	10-	39.290	113.2	51.863	112.4	1:31.153
62	Aaron EASTER					Tigcraft Rotax					
66	Michael VIRAVONGSA					Yamaha 650					
1-	Out	73.4	1:02.635	113.7	1:59.388	6-	41.089	103.7	54.076	113.9	1:35.165
2-	45.323	102.5	56.510	113.2	1:41.833	7-	41.235	100.2	55.484	111.5	1:36.719
3-	42.102	97.8	55.860	113.7	1:37.962	8-	42.620	99.9	56.423	112.0	1:39.043
4-	42.484	98.1	55.148	114.1	1:37.632	9-	43.866	99.6	57.166	102.5	1:41.032
5-	40.557	103.4	54.215	113.9	1:34.772						
71	Manfred KEHRMANN					BMW Pami GRC 720					
1-					1:37.433	4-					1:28.041
2-					1:33.315	5-					1:28.409
3-					1:28.640	6-					1:31.686
77	Henk FROM					BMW Pami GRC 720					
1-	Out	94.9	1:01.425	118.4	1:52.512	4-	38.494	111.7	49.830	122.2	1:28.324
2-	39.878	110.9	52.733	122.5	1:32.611	5-	37.877	121.6	49.661	120.9	1:27.538
3-	38.617	115.5	50.253	121.6	1:28.870	6-	38.827	123.6	50.800	120.3	1:29.627

Snetterton
Circuit Length = 1.9520 miles
Start: 18:20 End: 18:37

Weather / Track : Rain / Wet

MCRCB BULLETIN TK084

2009 UEM Supermono Cup
QUALIFYING 2 - SECTOR ANALYSIS

80	Evert VAN DE BEEK		Ducati Supermono 599								
88	Andrew DRIVER		MZ Scorpion								
1-	Out	94.3	54.224	111.3	1:43.478	5-	41.234	105.0	51.175	112.2	1:32.409
2-	39.893	105.5	51.632	114.9	1:31.525	6-	40.819	108.2	51.667	108.2	1:32.486
3-	38.511	105.4	51.269	112.0	1:29.780	7-	42.639	87.4	53.972	109.7	1:36.611
4-	40.589	100.6	51.874	111.8	1:32.463						
99	David LEGALLE		BMW J2L 650i								
1-	Out	72.1	1:02.466	112.0	1:59.758	5-	44.432	92.7	56.338	113.4	1:40.770
2-	46.845	86.6	57.876	107.7	1:44.721	6-	44.169	95.1	56.196	112.4	1:40.365
3-	44.571	91.6	56.850	113.0	1:41.421	7-	45.659	92.7	57.493	111.8	1:43.152
4-	44.446	101.2	56.410	113.6	1:40.856						
111	Mike VELTHUYZEN		Yamaha 850								
1-	Out	86.8	59.307	114.5	1:53.954	5-	39.481	106.9	51.724	122.2	1:31.205
2-	44.544	89.7	57.562	119.8	1:42.106	6-	39.118	109.3	50.509	121.1	1:29.627
3-	40.701	106.7	53.274	121.8	1:33.975	7-	39.014	111.1	50.186	121.4	1:29.200
4-	40.154	103.1	52.878	121.6	1:33.032						

MCRCB BULLETIN TK085

2009 UEM Supermono Cup

QUALIFYING 2 - SPEED TRAPS

SECTOR 1				SECTOR 2			FINISH LINE		
POS	NO	NAME	MPH	NO	NAME	MPH	NO	NAME	MPH
1	2	Dijon COMPTON	132.6				77	Henk FROM	122.5
2	7	Aria LANE	127.8				111	Mike VELTHUYZEN	122.2
3	14	Sjeord VAN BUITEN	127.1				2	Dijon COMPTON	122.0
4	51	Mark HUGHES	124.0				8	Dave HARNETT	121.6
5	77	Henk FROM	123.6				14	Sjeord VAN BUITEN	121.1
6	1	Lex VAN DIJK	122.7				1	Lex VAN DIJK	120.9
7	60	Nicolas BONDUELLE	118.4				4	Ivan PORTER	116.9
8	8	Dave HARNETT	117.5				45	Stefan MEINERS	116.3
9	55	Russ JOYNER	115.3				55	Russ JOYNER	115.1
10	4	Ivan PORTER	112.6				60	Nicolas BONDUELLE	115.1
11	45	Stefan MEINERS	112.6				88	Andrew DRIVER	114.9
12	41	Martin JARVIS	111.8				41	Martin JARVIS	114.5
13	44	Mick BURGE	111.8				51	Mark HUGHES	114.3
14	111	Mike VELTHUYZEN	111.1				66	Michael VIRAVONGSA	114.1
15	54	Simon HEDGES	109.7				7	Aria LANE	113.6
16	88	Andrew DRIVER	108.2				99	David LEGALLE	113.6
17	12	Tomas TALLKVIST	103.9				12	Tomas TALLKVIST	113.4
18	66	Michael VIRAVONGSA	103.7				54	Simon HEDGES	108.2
19	99	David LEGALLE	101.2				44	Mick BURGE	103.6
20	18	Libor KAMENICKY	77.3						

Weather / Track : Rain / Wet

www.tsl-timing.com

Snetterton
Circuit Length = 1.9520 miles
Start: 18:20 End: 18:37

Printed - 18:39 Saturday, 20 June 2009

MCRCB BULLETIN TK086

2009 UEM Supermono Cup

QUALIFYING 2 - BEST SECTORS

SECTOR 1			SECTOR 2			IDEAL / BEST COMPARISON						
POS	NO	NAME	TIME	NO	NAME	TIME	POS	NO	NAME	IDEAL	BEST	DIFF
1	2	COMPTON	36.158	2	COMPTON	45.973	1	2	COMPTON	1:22.131	1:22.906	0.775
2	1	VAN DIJK	36.841	1	VAN DIJK	48.034	2	1	VAN DIJK	1:24.875	1:24.875	0.000
3	14	VAN BUITEN	37.315	7	LANE	48.069	3	14	VAN BUITEN	1:25.468	1:25.586	0.118
4	77	FROM	37.877	14	VAN BUITEN	48.153	4	7	LANE	1:26.671	1:26.930	0.259
5	8	HARNETT	38.166	4	PORTER	49.295	5	77	FROM	1:27.538	1:27.538	0.000
6	45	MEINERS	38.436	45	MEINERS	49.588	6	8	HARNETT	1:27.963	1:28.308	0.345
7	88	DRIVER	38.511	77	FROM	49.661	7	45	MEINERS	1:28.024	1:28.096	0.072
8	7	LANE	38.602	55	JOYNER	49.750	8	4	PORTER	1:28.215	1:29.513	1.298
9	4	PORTER	38.920	8	HARNETT	49.797	9	55	JOYNER	1:28.779	1:29.176	0.397
10	111	VELTHUYZEN	39.014	60	BONDUELLE	49.861	10	60	BONDUELLE	1:29.151	1:29.227	0.076
11	55	JOYNER	39.029	111	VELTHUYZEN	50.186	11	111	VELTHUYZEN	1:29.200	1:29.200	0.000
12	51	HUGHES	39.286	51	HUGHES	50.437	12	88	DRIVER	1:29.686	1:29.780	0.094
13	60	BONDUELLE	39.290	88	DRIVER	51.175	13	51	HUGHES	1:29.723	1:30.090	0.367
14	66	VIRAVONGSA	40.557	41	JARVIS	53.005	14	41	JARVIS	1:33.588	1:33.588	0.000
15	41	JARVIS	40.583	54	HEDGES	53.420	15	66	VIRAVONGSA	1:34.633	1:34.772	0.139
16	54	HEDGES	41.367	66	VIRAVONGSA	54.076	16	54	HEDGES	1:34.787	1:35.200	0.413
17	12	TALLKVIST	41.595	12	TALLKVIST	54.637	17	12	TALLKVIST	1:36.232	1:36.232	0.000
18	44	BURGE	42.984	44	BURGE	56.083	18	44	BURGE	1:39.067	1:39.235	0.168
19	99	LEGALLE	44.169	99	LEGALLE	56.196	19	99	LEGALLE	1:40.365	1:40.365	0.000
20	18	KAMENICKY		18	KAMENICKY		20	18	KAMENICKY			
21	21	VAN DE BIGGELAAR		21	VAN DE BIGGELAAR		21	21	VAN DE BIGGELAAR		1:38.265	0.000
22	71	KEHRMANN		71	KEHRMANN		22	71	KEHRMANN		1:28.041	0.000
Perfect lap										1:22.131		


MCRCB BULLETIN TK087

2009 UEM Supermono Cup

RACE 2 - GRID

ROW 8		1:39.235		1:29.780				
		44	Mick BURGE	88	Andrew DRIVER			
ROW 7	1:28.241	1:25.155	1:23.168	1:22.494				
	21	Frank VAN DE BIGGELAAR	41	Martin JARVIS	54	Simon HEDGES	77	Henk FROM
ROW 6	1:21.998	1:21.159	1:20.944	1:20.749				
	99	David LEGALLE	51	Mark HUGHES	2	Dijon COMPTON	42	Andrew McCOMBE
ROW 5	1:20.552	1:20.512	1:20.094	1:20.068				
	111	Mike VELTHUYZEN	55	Russ JOYNER	18	Libor KAMENICKY	66	Michael VIRAVONGSA
ROW 4	1:19.904	1:19.738	1:19.056	1:18.834				
	12	Tomas TALKKVIST	7	Aria LANE	60	Nicolas BONDUELLE	4	Ivan PORTER
ROW 3	1:18.410	1:17.895	1:17.809	1:17.598				
	8	Dave HARNETT	3	Michael PAYNE	57	Jonathan GOOD	45	Stefan MEINERS
ROW 2	1:17.586	1:17.486	1:16.853	1:16.578				
	80	Evert VAN DE BEEK	14	Sjeord VAN BUITEN	37	Jeff CLARIDGE	62	Aaron EASTER
ROW 1	1:16.505	1:16.036	1:15.248	1:13.998				
	19	Perry GOLDSTEIN	1	Lex VAN DIJK	71	Manfred KEHRMANN	5	Mark LAWES

Pole



Snetterton
Circuit Length = 1.9520 miles


Race Director :	Stewards :	Timekeeper :
-----------------	------------	--------------

MCRCB BULLETIN TK088

2009 UEM Supermono Cup

RACE 3 - FINAL GRID

ROW 8				1:39.235 44 Mick BURGE
ROW 7	1:29.780 88 Andrew DRIVER	1:28.241 21 Frank VAN DE BIGGELAAR	1:25.155 41 Martin JARVIS	1:23.168 54 Simon HEDGES
ROW 6	1:22.494 77 Henk FROM	1:21.998 99 David LEGALLE	1:21.159 51 Mark HUGHES	1:20.944 2 Dijon COMPTON
ROW 5	1:20.749 42 Andrew McCOMBE	1:20.552 111 Mike VELTHUYZEN	1:20.512 55 Russ JOYNER	1:20.094 18 Libor KAMENICKY
ROW 4	1:20.068 66 Michael VIRAVONGSA	1:19.904 12 Tomas TALLKVIST	1:19.738 7 Aria LANE	1:19.056 60 Nicolas BONDUELLE
ROW 3	1:18.834 4 Ivan PORTER	1:18.410 8 Dave HARNETT	1:17.895 3 Michael PAYNE	1:17.809 57 Jonathan GOOD
ROW 2	1:17.598 45 Stefan MEINERS	1:17.586 80 Evert VAN DE BEEK	1:17.486 14 Sjeord VAN BUITEN	1:16.853 37 Jeff CLARIDGE
ROW 1	1:16.578 62 Aaron EASTER	1:16.036 1 Lex VAN DIJK	1:15.248 71 Manfred KEHRMANN	1:13.998 5 Mark LAWES
Pole				



Snetterton
Circuit Length = 1.9520 miles

Race Director :

Stewards :

Timekeeper :

MCRCB BULLETIN TK119

2009 UEM Supermono Cup RACE 3 - CLASSIFICATION

POS	NO	CL	NAME	NAT	ENTRY	LAPS	TIME	GAP	DIFF	MPH	BEST	ON
1	71		Manfred KEHRMANN	GER	BMW Pami GRC 720	14	17:41.260			92.70	1:14.102	3
2	3		Michael PAYNE	GBR	Tigcraft Nova 450	14	17:53.879	12.619	12.619	91.61	1:15.393	9
3	1		Lex VAN DIJK	NED	Over Yamaha 762	14	17:54.992	13.732	1.113	91.51	1:15.929	5
4	80		Evert VAN DE BEEK	NED	Ducati Supermono 599	14	18:05.075	23.815	10.083	90.66	1:16.541	8
5	62		Aaron EASTER	GBR	Tigcraft Rotax	14	18:10.537	29.277	5.462	90.21	1:16.836	3
6	57		Jonathan GOOD	GBR	Tigcraft Yamaha	14	18:15.336	34.076	4.799	89.81	1:17.102	11
7	45		Stefan MEINERS	GER	Happeck-Yamaha 450	14	18:22.952	41.692	7.616	89.19	1:17.623	8
8	4		Ivan PORTER	GBR	Porter 660i	14	18:28.332	47.072	5.380	88.76	1:17.873	11
9	12		Tomas TALLKVIST	FIN	Tallis MK2	14	18:28.530	47.270	0.198	88.74	1:17.560	14
10	66		Michael VIRAVONGSA	FRA	Yamaha 650	14	18:28.688	47.428	0.158	88.73	1:17.862	11
11	51		Mark HUGHES	GBR	Tigcraft Honda 450	14	18:57.784	1:16.524	29.096	86.46	1:19.836	11
12	42		Andrew McCOMBE	GBR	Gallina Suzuki 800	13	17:43.694	1 lap	1 lap	85.88	1:20.060	10
13	18		Libor KAMENICKY	CZE	Mali Jawa	13	17:43.768	1 lap	0.074	85.87	1:19.542	13
14	99		David LEGALLE	FRA	BMW J2L 650i	13	17:45.932	1 lap	2.164	85.70	1:20.426	12
15	88		Andrew DRIVER	GBR	MZ Scorpion	13	18:17.685	1 lap	31.753	83.22	1:22.652	10
16	21		Frank VAN DE BIGGELAAR	NED	Yamaha 660	13	18:49.531	1 lap	31.846	80.87	1:25.218	10

NOT CLASSIFIED

DNF 41			Martin JARVIS	GBR	NWS Honda	8	11:25.405	6 laps	5 laps	82.01	1:23.859	8
DNF 7			Aria LANE	GBR	Tigcraft 450	7	9:21.036	7 laps	1 lap	87.67	1:18.448	3
DNF 5			Mark LAWES	GBR	BMW Pami GRC	6	7:30.843	8 laps	1 lap	93.51	1:13.783	4
DNF 37			Jeff CLARIDGE	GBR	Tigcraft Nova 450	6	7:50.871	8 laps	20.028	89.54	1:16.123	2
DNF 8			Dave HARNETT	GBR	Pressfab Racing 660	5	6:35.691	9 laps	1 lap	88.79	1:17.046	2
DNF 55			Russ JOYNER	GBR	Pami Rotax	4	7:05.359	10 laps	1 lap	66.08	1:19.141	2
DNF 14			Sjeord VAN BUITEN	NED	Ducati Supermono 599	3	3:58.011	11 laps	1 lap	88.57	1:16.877	2
DNF 2			Dijon COMPTON	GBR	MHD Suzuki 800	0						
DNF 54			Simon HEDGES	GBR	Yamaha Rotax	0						
DNF 60			Nicolas BONDUELLE	FRA	Harris BMW	0						
DNF 77			Henk FROM	NED	BMW Pami GRC 720	0						
DNF 111			Mike VELTHUYZEN	NED	Yamaha 850	0						

FASTEST LAP

5			Mark LAWES	GBR	BMW Pami GRC	4	1:13.783		95.24 mph		153.27 kph	
---	--	--	-------------------	-----	--------------	---	----------	--	-----------	--	------------	--

Weather / Track : Cloudy / Dry

These results are provisional until the conclusion of any judicial and technical matters.

Snetterton
Circuit Length = 1.9520 miles
Start: 10:56 End: 11:15

Race Director :	Stewards :	Timekeeper :
-----------------	------------	--------------

MCRCB BULLETIN TK120

2009 UEM Supermono Cup

RACE 3 - LAP CHART

Lap 1			Lap 2			Lap 3			Lap 4			Lap 5		
No	Behind	Laptime	No	Behind	Laptime	No	Behind	Laptime	No	Behind	Laptime	No	Behind	Laptime
5		1:19.898	5		1:14.056	5		1:14.344	5		1:13.783	5		1:13.962
71	0.175	1:20.073	71	0.614	1:14.495	71	0.372	1:14.102	71	0.812	1:14.223	71	1.219	1:14.369
1	1.739	1:21.637	1	4.018	1:16.335	1	6.208	1:16.534	1	8.417	1:15.992	1	10.384	1:15.929
14	3.380	1:23.278	37	5.726	1:16.123	37	8.160	1:16.778	37	11.502	1:17.125	3	13.932	1:16.100
37	3.659	1:23.557	14	6.201	1:16.877	80	8.757	1:16.578	3	11.794	1:16.100	37	14.635	1:17.095
80	3.925	1:23.823	80	6.523	1:16.654	3	9.477	1:16.588	80	11.880	1:16.906	80	14.810	1:16.892
8	4.000	1:23.898	8	6.990	1:17.046	14	9.713	1:17.856	8	14.398	1:18.158	62	19.097	1:17.252
3	4.590	1:24.488	3	7.233	1:16.699	8	10.023	1:17.377	62	15.807	1:17.075	8	19.648	1:19.212
57	5.517	1:25.415	62	10.023	1:17.848	62	12.515	1:16.836	57	17.758	1:17.559	57	21.571	1:17.775
7	5.545	1:25.443	57	10.186	1:18.725	45	13.818	1:17.830	45	17.965	1:17.930	45	21.857	1:17.854
45	6.011	1:25.909	45	10.332	1:18.377	57	13.982	1:18.140	4	20.622	1:18.666	4	25.773	1:19.113
62	6.231	1:26.129	7	11.019	1:19.530	7	15.123	1:18.448	7	20.646	1:19.306	7	26.238	1:19.554
4	7.019	1:26.917	4	11.852	1:18.889	4	15.739	1:18.231	66	21.901	1:18.740	66	26.509	1:18.570
55	7.192	1:27.090	55	12.277	1:19.141	66	16.944	1:18.508	12	22.657	1:18.902	12	28.215	1:19.520
66	7.397	1:27.295	66	12.780	1:19.439	12	17.538	1:18.900	55	24.421	1:20.468	51	39.718	1:20.325
12	7.638	1:27.536	12	12.982	1:19.400	55	17.736	1:19.803	99	32.190	1:21.845	99	40.053	1:21.825
51	9.872	1:29.770	99	17.119	1:21.099	99	24.128	1:21.353	51	33.355	1:22.352	42	40.667	1:20.838
99	10.076	1:29.974	51	17.830	1:22.014	51	24.786	1:21.300	42	33.791	1:22.188	18	42.189	1:21.323
18	10.084	1:29.982	18	18.123	1:22.095	18	24.806	1:21.027	18	34.828	1:23.805	88	55.677	1:26.210
42	10.810	1:30.708	42	18.291	1:21.537	42	25.386	1:21.439	88	43.429	1:24.833	41	56.658	1:24.602
88	12.022	1:31.920	88	22.274	1:24.308	88	32.379	1:24.449	41	46.018	1:26.330	21	1:04.731	1:26.613
41	12.697	1:32.595	41	23.428	1:24.787	41	33.471	1:24.387	21	52.080	1:26.919			
21	14.652	1:34.550	21	26.766	1:26.170	21	38.944	1:26.522						

MCRCB BULLETIN TK120

2009 UEM Supermono Cup

RACE 3 - LAP CHART

Lap 6			Lap 7			Lap 8			Lap 9			Lap 10		
No	Behind	Laptime	No	Behind	Laptime	No	Behind	Laptime	No	Behind	Laptime	No	Behind	Laptime
5		1:14.800	71		1:15.372	71		1:15.236	71		1:16.720	71		1:15.477
71	1.032	1:14.613	21	1 LAP	1:26.564	21	1 LAP	1:26.038	88	1 LAP	1:23.875	88	1 LAP	1:23.180
1	11.834	1:16.250	1	12.225	1:16.795	1	13.421	1:16.432	41	1 LAP	1:23.859	3	13.793	1:16.249
3	14.631	1:15.499	3	13.955	1:15.728	3	14.348	1:15.629	1	12.937	1:16.236	1	14.439	1:16.979
80	16.695	1:16.685	80	17.033	1:16.742	80	18.338	1:16.541	3	13.021	1:15.393	80	19.553	1:16.764
37	20.028	1:20.193	62	22.022	1:17.280	62	23.747	1:16.961	80	18.266	1:16.648	62	25.971	1:17.405
62	21.146	1:16.849	57	25.389	1:17.529	57	27.928	1:17.775	21	1 LAP	1:26.271	57	30.773	1:17.436
57	24.264	1:17.493	45	26.894	1:17.810	45	29.281	1:17.623	62	24.043	1:17.016	21	1 LAP	1:26.080
45	25.488	1:18.431	4	31.758	1:18.649	4	35.239	1:18.717	57	28.814	1:17.606	45	33.154	1:18.107
4	29.513	1:18.540	66	33.014	1:18.997	66	36.242	1:18.464	45	30.524	1:17.963	4	40.708	1:18.824
66	30.421	1:18.712	12	33.607	1:18.531	12	36.385	1:18.014	4	37.361	1:18.842	12	40.959	1:18.570
7	30.589	1:19.151	7	33.789	1:19.604	51	54.061	1:20.438	12	37.866	1:18.201	66	41.379	1:18.425
12	31.480	1:18.065	51	48.859	1:20.262	99	58.095	1:21.193	66	38.431	1:18.909	51	1:02.184	1:20.461
51	45.001	1:20.083	99	52.138	1:21.425	42	58.871	1:21.437	51	57.200	1:19.859	42	1:07.830	1:20.060
99	47.117	1:21.864	42	52.670	1:21.554	18	59.562	1:20.951	99	1:02.697	1:21.322	18	1:08.328	1:19.936
42	47.520	1:21.653	18	53.847	1:20.865				42	1:03.247	1:21.096	99	1:09.264	1:22.044
18	49.386	1:21.997	88	1:10.714	1:23.238				18	1:03.869	1:21.027			
88	1:03.880	1:23.003	41	1:14.299	1:24.468									
41	1:06.235	1:24.377												

MCRCB BULLETIN TK120

2009 UEM Supermono Cup

RACE 3 - LAP CHART

Lap 11			Lap 12			Lap 13			Lap 14		
No	Behind	Laptime	No	Behind	Laptime	No	Behind	Laptime	No	Behind	Laptime
71		1:16.253	71		1:16.209	71		1:17.324	71		1:16.794
3	14.638	1:17.098	3	14.759	1:16.330	99	1 LAP	1:20.426	42	1 LAP	1:20.424
1	14.945	1:16.759	1	15.136	1:16.400	3	13.457	1:16.022	18	1 LAP	1:19.542
88	1 LAP	1:22.652	80	21.405	1:17.565	1	13.900	1:16.088	99	1 LAP	1:20.625
80	20.049	1:16.749	88	1 LAP	1:23.254	80	22.009	1:17.928	3	12.619	1:15.956
62	27.133	1:17.415	62	28.111	1:17.187	62	28.527	1:17.740	1	13.732	1:16.626
57	31.622	1:17.102	57	32.661	1:17.248	88	1 LAP	1:23.224	80	23.815	1:18.600
45	35.671	1:18.770	45	38.112	1:18.650	57	32.962	1:17.625	62	29.277	1:17.544
21	1 LAP	1:25.218	4	44.725	1:18.606	45	39.538	1:18.750	57	34.076	1:17.908
4	42.328	1:17.873	12	44.858	1:18.531	4	45.867	1:18.466	88	1 LAP	1:23.539
12	42.536	1:17.830	66	45.255	1:18.476	66	46.215	1:18.284	45	41.692	1:18.948
66	42.988	1:17.862	21	1 LAP	1:25.845	12	46.504	1:18.970	4	47.072	1:17.999
51	1:05.767	1:19.836	51	1:10.254	1:20.696	21	1 LAP	1:25.764	12	47.270	1:17.560
42	1:11.707	1:20.130	42	1:16.128	1:20.630	51	1:13.002	1:20.072	66	47.428	1:18.007
18	1:12.503	1:20.428	18	1:17.084	1:20.790				21	1 LAP	1:26.977
99	1:13.948	1:20.937							51	1:16.524	1:20.316

MCRCB BULLETIN TK121

2009 UEM Supermono Cup RACE 3 - POSITION CHART

No	Name	Laps Pos														
			1	2	3	4	5	6	7	8	9	10	11	12	13	14
5	Mark LAWES	1	5	5	5	5	5	5	71	71	71	71	71	71	71	71
71	Manfred KEHRMANN	2	71	71	71	71	71	71	1	1	1	3	3	3	3	3
1	Lex VAN DIJK	3	1	1	1	1	1	1	3	3	3	1	1	1	1	1
14	Sjeord VAN BUITEN	4	14	37	37	37	3	3	80	80	80	80	80	80	80	80
37	Jeff CLARIDGE	5	37	14	80	3	37	80	62	62	62	62	62	62	62	62
80	Evert VAN DE BEEK	6	80	80	3	80	80	37	57	57	57	57	57	57	57	57
8	Dave HARNETT	7	8	8	14	8	62	62	45	45	45	45	45	45	45	45
3	Michael PAYNE	8	3	3	8	62	8	57	4	4	4	4	4	4	4	4
57	Jonathan GOOD	9	57	62	62	57	57	45	66	66	12	12	12	12	66	12
7	Aria LANE	10	7	57	45	45	45	4	12	12	66	66	66	66	12	66
45	Stefan MEINERS	11	45	45	57	4	4	66	7	51	51	51	51	51	51	51
62	Aaron EASTER	12	62	7	7	7	7	7	51	99	99	42	42	42	42	42
4	Ivan PORTER	13	4	4	4	66	66	12	99	42	42	18	18	18	18	18
55	Russ JOYNER	14	55	55	66	12	12	51	42	18	18	99	99	99	99	99
66	Michael VIRAVONGSA	15	66	66	12	55	51	99	18	88	88	88	88	88	88	88
12	Tomas TALLKVIST	16	12	12	55	99	99	42	88	41	21	21	21	21	21	21
51	Mark HUGHES	17	51	99	99	51	42	18	41	21						
99	David LEGALLE	18	99	51	51	42	18	88	21							
18	Libor KAMENICKY	19	18	18	18	18	88	41								
42	Andrew McCOMBE	20	42	42	42	88	41	21								
88	Andrew DRIVER	21	88	88	88	41	21									
41	Martin JARVIS	22	41	41	41	21										
21	Frank VAN DE BIGGELA	23	21	21	21											

MCRCB BULLETIN TK122

2009 UEM Supermono Cup

RACE 3 - SECTOR ANALYSIS

1	Lex VAN DIJK Over Yamaha 762										
1-		131.1	42.966	120.1	1:21.637	8-	34.131	135.8	42.301	121.8	1:16.432
2-	33.882	137.5	42.453	121.6	1:16.335	9-	33.877	137.2	42.359	120.9	1:16.236
3-	34.074	136.4	42.460	121.1	1:16.534	10-	34.190	130.1	42.789	121.1	1:16.979
4-	33.895	137.8	42.097	120.9	1:15.992	11-	33.670	134.5	43.089	121.6	1:16.759
5-	33.726	134.5	42.203	121.8	1:15.929	12-	33.914	137.8	42.486	122.2	1:16.400
6-	33.946	134.2	42.304	121.4	1:16.250	13-	33.890	135.8	42.198	121.8	1:16.088
7-	34.138	136.7	42.657	121.8	1:16.795	14-	34.088	137.5	42.538	119.8	1:16.626
3	Michael PAYNE Tigcraft Nova 450										
1-		129.1	43.637	122.2	1:24.488	8-	33.982	136.7	41.647	120.1	1:15.629
2-	33.857	136.4	42.842	123.4	1:16.699	9-	33.807	138.7	41.586	123.1	1:15.393
3-	33.915	135.3	42.673	122.2	1:16.588	10-	33.947	136.7	42.302	118.6	1:16.249
4-	33.533	137.2	42.567	121.8	1:16.100	11-	34.007	131.6	43.091	119.8	1:17.098
5-	34.160	137.0	41.940	119.6	1:16.100	12-	34.184	135.6	42.146	118.8	1:16.330
6-	33.779	136.4	41.720	120.1	1:15.499	13-	34.242	135.3	41.780	119.2	1:16.022
7-	34.144	137.0	41.584	119.8	1:15.728	14-	34.090	134.2	41.866	118.4	1:15.956
4	Ivan PORTER Porter 660i										
1-		127.8	45.163	119.4	1:26.917	8-	35.031	134.5	43.686	117.9	1:18.717
2-	35.125	127.6	43.764	119.4	1:18.889	9-	35.338	133.2	43.504	118.6	1:18.842
3-	34.731	130.1	43.500	119.8	1:18.231	10-	35.222	130.8	43.602	118.6	1:18.824
4-	34.789	129.6	43.877	119.0	1:18.666	11-	34.822	133.7	43.051	119.2	1:17.873
5-	35.321	130.6	43.792	118.8	1:19.113	12-	35.104	134.2	43.502	118.8	1:18.606
6-	34.883	133.2	43.657	118.4	1:18.540	13-	35.170	132.6	43.296	118.1	1:18.466
7-	35.055	135.0	43.594	118.1	1:18.649	14-	34.677	132.9	43.322	117.5	1:17.999
5	Mark LAWES BMW Pami GRC										
1-		133.9	42.198	125.9	1:19.898	4-	32.725	136.7	41.058	125.0	1:13.783
2-	32.644	141.3	41.412	125.4	1:14.056	5-	32.404	141.0	41.558	121.8	1:13.962
3-	32.731	138.4	41.613	124.7	1:14.344	6-	33.574	129.6	41.226	122.7	1:14.800
7	Aria LANE Tigcraft 450										
1-		128.1	44.240	113.6	1:25.443	5-	35.906	126.9	43.648	111.3	1:19.554
2-	35.451	129.6	44.079	113.9	1:19.530	6-	35.316	127.6	43.835	110.9	1:19.151
3-	35.076	129.1	43.372	112.4	1:18.448	7-	35.559	126.4	44.045	108.9	1:19.604
4-	35.180	128.3	44.126	109.7	1:19.306						
8	Dave HARNETT Pressfab Racing 660										
1-		135.6	43.261	125.0	1:23.898	4-	34.358	133.7	43.800	120.5	1:18.158
2-	34.072	133.2	42.974	124.5	1:17.046	5-	34.869	130.3	44.343	121.6	1:19.212
3-	34.593	134.2	42.784	124.0	1:17.377						
12	Tomas TALLKVIST Tallis MK2										
1-		115.3	45.252	120.7	1:27.536	8-	34.483	129.3	43.531	120.3	1:18.014
2-	35.005	123.4	44.395	120.1	1:19.400	9-	34.467	123.8	43.734	118.4	1:18.201
3-	34.919	124.0	43.981	115.9	1:18.900	10-	34.834	127.6	43.736	119.0	1:18.570
4-	34.454	125.9	44.448	117.5	1:18.902	11-	34.593	130.6	43.237	120.1	1:17.830
5-	35.184	124.7	44.336	117.5	1:19.520	12-	35.037	130.8	43.494	119.0	1:18.531
6-	34.423	126.6	43.642	118.8	1:18.065	13-	35.140	129.1	43.830	118.8	1:18.970
7-	34.143	129.6	44.388	117.3	1:18.531	14-	34.363	129.6	43.197	117.7	1:17.560
14	Sjeord VAN BUITEN Ducati Supermono 599										
1-		125.0	43.667	120.7	1:23.278	3-	34.020	124.7	43.836	123.6	1:17.856
2-	33.810	130.1	43.067	123.6	1:16.877						
18	Libor KAMENICKY Mali Jawa										
1-		116.5	47.281	114.5	1:29.982	8-	35.280	119.0	45.671	116.7	1:20.951
2-	36.159	119.6	45.936	116.5	1:22.095	9-	34.929	125.4	46.098	117.3	1:21.027
3-	35.715	124.5	45.312	116.9	1:21.027	10-	34.982	123.1	44.954	118.1	1:19.936
4-	35.990	122.0	47.815	113.0	1:23.805	11-	34.997	130.1	45.431	116.9	1:20.428
5-	35.488	125.0	45.835	111.5	1:21.323	12-	35.126	130.8	45.664	114.7	1:20.790
6-	35.682	116.9	46.315	110.4	1:21.997	13-	35.132	125.4	44.410	117.5	1:19.542

Snetterton
Circuit Length = 1.9520 miles
Start: 10:56 End: 11:15

Weather / Track : Cloudy / Dry

MCRCB BULLETIN TK122

2009 UEM Supermono Cup

RACE 3 - SECTOR ANALYSIS

7-	35.611	120.5	45.254	112.0	1:20.865						
21	Frank VAN DE BIGGELAAR					Yamaha 660					
1-		117.5	48.543	107.2	1:34.550	8 -	39.049	115.1	47.222	105.0	1:26.271
2-	38.425	121.6	47.745	106.7	1:26.170	9 -	39.124	121.1	46.956	108.2	1:26.080
3-	38.854	119.6	47.668	106.9	1:26.522	10 -	38.481	118.1	46.737	106.7	1:25.218
4-	38.824	119.2	48.095	105.4	1:26.919	11 -	39.004	116.1	46.841	106.9	1:25.845
5-	39.115	111.7	47.498	106.7	1:26.613	12 -	38.559	117.3	47.205	105.4	1:25.764
6-	39.221	117.7	47.343	108.8	1:26.564	13 -	39.569	115.3	47.408	105.8	1:26.977
7-	38.716	115.7	47.322	105.0	1:26.038						
37	Jeff CLARIDGE					Tigcraft Nova 450					
1 -		134.8	43.320	124.3	1:23.557	4 -	34.052	133.9	43.073	122.2	1:17.125
2 -	33.481	137.0	42.642	124.0	1:16.123	5 -	34.285	130.1	42.810	123.1	1:17.095
3 -	33.944	133.7	42.834	123.1	1:16.778	6 -	34.134	122.9	46.059	118.4	1:20.193
41	Martin JARVIS					NWS Honda					
1 -		114.7	47.918	113.6	1:32.595	5 -	37.873	114.7	46.729	111.8	1:24.602
2 -	36.884	124.7	47.903	112.6	1:24.787	6 -	37.684	123.6	46.693	111.5	1:24.377
3 -	37.561	113.4	46.826	111.5	1:24.387	7 -	36.939	107.9	47.529	111.7	1:24.468
4 -	37.855	100.2	48.475	109.1	1:26.330	8 -	37.518	122.5	46.341	111.7	1:23.859
42	Andrew McCOMBE					Gallina Suzuki 800					
1 -		116.5	46.970	120.3	1:30.708	8 -	35.711	118.4	45.726	119.0	1:21.437
2 -	35.693	118.1	45.844	119.4	1:21.537	9 -	35.368	130.1	45.728	116.5	1:21.096
3 -	35.984	121.8	45.455	119.8	1:21.439	10 -	35.282	125.7	44.778	118.4	1:20.060
4 -	35.606	118.8	46.582	118.6	1:22.188	11 -	35.183	124.3	44.947	119.4	1:20.130
5 -	35.668	116.3	45.170	118.1	1:20.838	12 -	35.554	123.1	45.076	117.3	1:20.630
6 -	35.824	114.7	45.829	120.3	1:21.653	13 -	35.410	119.4	45.014	118.6	1:20.424
7 -	35.647	125.9	45.907	118.8	1:21.554						
45	Stefan MEINERS					Happeck-Yamaha 450					
1 -		126.6	44.360	120.7	1:25.909	8 -	34.789	125.9	42.834	118.1	1:17.623
2 -	34.747	126.9	43.630	119.8	1:18.377	9 -	34.571	124.5	43.392	117.1	1:17.963
3 -	34.418	129.6	43.412	116.7	1:17.830	10 -	34.852	126.4	43.255	118.1	1:18.107
4 -	34.378	128.3	43.552	118.6	1:17.930	11 -	35.550	125.4	43.220	117.7	1:18.770
5 -	34.716	128.6	43.138	120.3	1:17.854	12 -	35.298	126.6	43.352	116.7	1:18.650
6 -	34.780	127.1	43.651	117.3	1:18.431	13 -	35.298	127.3	43.452	115.7	1:18.750
7 -	34.783	123.4	43.027	117.3	1:17.810	14 -	35.290	127.6	43.658	107.4	1:18.948
51	Mark HUGHES					Tigcraft Honda 450					
1 -		122.0	46.808	113.4	1:29.770	8 -	35.988	123.6	44.450	111.3	1:20.438
2 -	36.645	122.2	45.369	112.6	1:22.014	9 -	36.203	124.3	43.656	112.0	1:19.859
3 -	36.495	126.4	44.805	114.1	1:21.300	10 -	36.168	122.2	44.293	113.2	1:20.461
4 -	36.187	125.4	46.165	111.1	1:22.352	11 -	35.704	123.4	44.132	111.7	1:19.836
5 -	35.814	124.5	44.511	112.4	1:20.325	12 -	36.580	123.4	44.116	112.8	1:20.696
6 -	36.159	122.2	43.924	111.8	1:20.083	13 -	35.833	123.1	44.239	112.0	1:20.072
7 -	36.128	123.4	44.134	110.9	1:20.262	14 -	35.966	122.7	44.350	111.5	1:20.316
55	Russ JOYNER					Pami Rotax					
1 -		123.6	45.286	117.9	1:27.090	3 -	35.119	130.6	44.684	111.7	1:19.803
2 -	35.218	124.3	43.923	115.5	1:19.141	4 -	35.837	124.5	44.631	113.4	1:20.468
57	Jonathan GOOD					Tigcraft Yamaha					
1 -		125.9	44.270	118.4	1:25.415	8 -	34.558	128.1	43.217	114.9	1:17.775
2 -	35.223	132.4	43.502	113.0	1:18.725	9 -	34.645	128.8	42.961	115.3	1:17.606
3 -	34.885	125.2	43.255	116.7	1:18.140	10 -	34.688	128.6	42.748	115.7	1:17.436
4 -	34.279	136.4	43.280	116.1	1:17.559	11 -	34.589	127.8	42.513	115.7	1:17.102
5 -	34.565	129.8	43.210	116.9	1:17.775	12 -	34.922	126.1	42.326	116.1	1:17.248
6 -	34.416	123.6	43.077	117.3	1:17.493	13 -	35.080	127.3	42.545	115.7	1:17.625
7 -	34.466	128.8	43.063	116.1	1:17.529	14 -	34.801	128.1	43.107	114.5	1:17.908
62	Aaron EASTER					Tigcraft Rotax					
1 -		117.9	44.866	124.5	1:26.129	8 -	34.341	132.4	42.620	119.4	1:16.961

Snetterton
Circuit Length = 1.9520 miles
Start: 10:56 End: 11:15

Weather / Track : Cloudy / Dry

MCRCB BULLETIN TK122

2009 UEM Supermono Cup

RACE 3 - SECTOR ANALYSIS

2-	34.378	124.3	43.470	121.6	1:17.848	9-	34.234	133.7	42.782	119.2	1:17.016
3-	33.948	128.8	42.888	121.1	1:16.836	10-	34.264	129.1	43.141	120.3	1:17.405
4-	34.084	128.8	42.991	119.6	1:17.075	11-	34.561	130.6	42.854	119.4	1:17.415
5-	34.058	123.8	43.194	120.9	1:17.252	12-	34.296	126.9	42.891	119.4	1:17.187
6-	33.912	130.8	42.937	120.5	1:16.849	13-	34.641	124.0	43.099	119.0	1:17.740
7-	34.456	128.8	42.824	121.1	1:17.280	14-	34.518	124.3	43.026	118.1	1:17.544
66	Michael VIRAVONGSA Yamaha 650										
1-		130.6	45.240	118.1	1:27.295	8-	34.587	129.3	43.877	115.9	1:18.464
2-	35.057	129.8	44.382	116.5	1:19.439	9-	34.868	124.7	44.041	116.3	1:18.909
3-	34.503	134.5	44.005	115.7	1:18.508	10-	34.557	124.3	43.868	116.3	1:18.425
4-	34.564	129.8	44.176	116.3	1:18.740	11-	34.429	131.8	43.433	117.1	1:17.862
5-	34.726	130.6	43.844	117.3	1:18.570	12-	34.794	130.6	43.682	116.7	1:18.476
6-	34.775	132.1	43.937	116.3	1:18.712	13-	34.809	129.8	43.475	116.1	1:18.284
7-	34.489	134.2	44.508	116.9	1:18.997	14-	34.425	132.1	43.582	117.9	1:18.007
71	Manfred KEHRMANN BMW Pami GRC 720										
1-		136.1	41.468	125.4	1:20.073	8-	33.419	133.7	41.817	125.7	1:15.236
2-	33.156	131.6	41.339	125.0	1:14.495	9-	33.732	128.1	42.988	121.8	1:16.720
3-	33.039	137.2	41.063	125.4	1:14.102	10-	33.528	129.6	41.949	123.6	1:15.477
4-	32.911	134.2	41.312	124.0	1:14.223	11-	33.588	130.6	42.665	122.9	1:16.253
5-	33.238	132.9	41.131	125.0	1:14.369	12-	33.863	126.1	42.346	124.3	1:16.209
6-	33.188	134.5	41.425	125.2	1:14.613	13-	34.019	125.7	43.305	125.4	1:17.324
7-	33.374	127.3	41.998	124.5	1:15.372	14-	33.919	128.6	42.875	120.5	1:16.794
80	Evert VAN DE BEEK Ducati Supermono 599										
1-		135.6	43.283	122.2	1:23.823	8-	33.908	129.8	42.633	119.0	1:16.541
2-	33.607	134.5	43.047	122.9	1:16.654	9-	33.792	123.1	42.856	120.1	1:16.648
3-	33.762	135.6	42.816	120.9	1:16.578	10-	34.037	128.8	42.727	120.9	1:16.764
4-	33.651	130.1	43.255	122.7	1:16.906	11-	33.783	126.9	42.966	120.7	1:16.749
5-	34.377	125.4	42.515	123.1	1:16.892	12-	34.186	128.6	43.379	120.7	1:17.565
6-	33.997	128.8	42.688	121.4	1:16.685	13-	34.334	121.6	43.594	119.8	1:17.928
7-	33.980	127.3	42.762	121.1	1:16.742	14-	34.448	126.1	44.152	119.6	1:18.600
88	Andrew DRIVER MZ Scorpion										
1-		111.5	47.303	117.7	1:31.920	8-	37.217	122.7	46.658	114.9	1:23.875
2-	37.085	116.1	47.223	118.6	1:24.308	9-	37.213	124.0	45.967	119.2	1:23.180
3-	37.530	117.5	46.919	115.5	1:24.449	10-	36.226	120.5	46.426	118.6	1:22.652
4-	37.241	113.2	47.592	113.9	1:24.833	11-	36.621	127.8	46.633	114.5	1:23.254
5-	39.277	116.1	46.933	117.1	1:26.210	12-	37.117	124.5	46.107	119.0	1:23.224
6-	36.821	125.7	46.182	115.5	1:23.003	13-	37.205	124.7	46.334	114.1	1:23.539
7-	37.131	123.1	46.107	115.1	1:23.238						
99	David LEGALLE BMW J2L 650i										
1-		110.4	46.694	117.1	1:29.974	8-	35.980	122.5	45.213	115.3	1:21.193
2-	35.808	115.9	45.291	116.3	1:21.099	9-	36.043	124.3	45.279	116.1	1:21.322
3-	35.902	122.7	45.451	116.3	1:21.353	10-	35.823	123.4	46.221	117.1	1:22.044
4-	36.076	119.6	45.769	114.9	1:21.845	11-	35.580	126.9	45.357	117.5	1:20.937
5-	35.996	119.0	45.829	115.9	1:21.825	12-	35.501	125.4	44.925	118.1	1:20.426
6-	36.188	116.5	45.676	115.7	1:21.864	13-	35.538	125.2	45.087	117.3	1:20.625
7-	35.964	119.4	45.461	116.3	1:21.425						

Snetterton
Circuit Length = 1.9520 miles
Start: 10:56 End: 11:15

Weather / Track : Cloudy / Dry

MCRCB BULLETIN TK123

2009 UEM Supermono Cup

RACE 3 - SPEED TRAPS

SECTOR 1				SECTOR 2			FINISH LINE			
POS	NO	NAME	MPH	NO	NAME	MPH	NO	NAME	MPH	
1	5	Mark LAWES	141.3				5	Mark LAWES	125.9	
2	3	Michael PAYNE	138.7				71	Manfred KEHRMANN	125.7	
3	1	Lex VAN DIJK	137.8				8	Dave HARNETT	125.0	
4	71	Manfred KEHRMANN	137.2				62	Aaron EASTER	124.5	
5	37	Jeff CLARIDGE	137.0				37	Jeff CLARIDGE	124.3	
6	57	Jonathan GOOD	136.4				14	Sjeord VAN BUITEN	123.6	
7	8	Dave HARNETT	135.6				3	Michael PAYNE	123.4	
8	80	Evert VAN DE BEEK	135.6				80	Evert VAN DE BEEK	123.1	
9	4	Ivan PORTER	135.0				1	Lex VAN DIJK	122.2	
10	14	Sjeord VAN BUITEN	135.0				12	Tomas TALLKVIST	120.7	
11	66	Michael VIRAVONGSA	134.5				45	Stefan MEINERS	120.7	
12	62	Aaron EASTER	133.7				42	Andrew McCOMBE	120.3	
13	12	Tomas TALLKVIST	130.8				4	Ivan PORTER	119.8	
14	18	Libor KAMENICKY	130.8				88	Andrew DRIVER	119.2	
15	55	Russ JOYNER	130.6				57	Jonathan GOOD	118.4	
16	42	Andrew McCOMBE	130.1				18	Libor KAMENICKY	118.1	
17	7	Aria LANE	129.6				66	Michael VIRAVONGSA	118.1	
18	45	Stefan MEINERS	129.6				99	David LEGALLE	118.1	
19	88	Andrew DRIVER	127.8				55	Russ JOYNER	117.9	
20	99	David LEGALLE	126.9				51	Mark HUGHES	114.1	
21	51	Mark HUGHES	126.4				7	Aria LANE	113.9	
22	41	Martin JARVIS	124.7				41	Martin JARVIS	113.6	
23	21	Frank VAN DE BIGGELAAR	121.6				21	Frank VAN DE BIGGELAAR	108.8	

Weather / Track : Cloudy / Dry

www.tsl-timing.com

Snetterton
Circuit Length = 1.9520 miles
Start: 10:56 End: 11:15

Printed - 11.18 Sunday, 21 June 2009

MCRCB BULLETIN TK124

2009 UEM Supermono Cup

RACE 3 - BEST SECTORS

SECTOR 1			SECTOR 2			IDEAL / BEST COMPARISON						
POS	NO	NAME	TIME	NO	NAME	TIME	POS	NO	NAME	IDEAL	BEST	DIFF
1	5	LAWES	32.404	5	LAWES	41.058	1	5	LAWES	1:13.462	1:13.783	0.321
2	71	KEHRMANN	32.911	71	KEHRMANN	41.063	2	71	KEHRMANN	1:13.974	1:14.102	0.128
3	37	CLARIDGE	33.481	3	PAYNE	41.584	3	3	PAYNE	1:15.117	1:15.393	0.276
4	3	PAYNE	33.533	1	VAN DIJK	42.097	4	1	VAN DIJK	1:15.767	1:15.929	0.162
5	80	VAN DE BEEK	33.607	57	GOOD	42.326	5	80	VAN DE BEEK	1:16.122	1:16.541	0.419
6	1	VAN DIJK	33.670	80	VAN DE BEEK	42.515	6	37	CLARIDGE	1:16.123	1:16.123	0.000
7	14	VAN BUITEN	33.810	62	EASTER	42.620	7	62	EASTER	1:16.532	1:16.836	0.304
8	62	EASTER	33.912	37	CLARIDGE	42.642	8	57	GOOD	1:16.605	1:17.102	0.497
9	8	HARNETT	34.072	8	HARNETT	42.784	9	8	HARNETT	1:16.856	1:17.046	0.190
10	12	TALLKVIST	34.143	45	MEINERS	42.834	10	14	VAN BUITEN	1:16.877	1:16.877	0.000
11	57	GOOD	34.279	4	PORTER	43.051	11	45	MEINERS	1:17.212	1:17.623	0.411
12	45	MEINERS	34.378	14	VAN BUITEN	43.067	12	12	TALLKVIST	1:17.340	1:17.560	0.220
13	66	VIRAVONGSA	34.425	12	TALLKVIST	43.197	13	4	PORTER	1:17.728	1:17.873	0.145
14	4	PORTER	34.677	7	LANE	43.372	14	66	VIRAVONGSA	1:17.858	1:17.862	0.004
15	18	KAMENICKY	34.929	66	VIRAVONGSA	43.433	15	7	LANE	1:18.448	1:18.448	0.000
16	7	LANE	35.076	51	HUGHES	43.656	16	55	JOYNER	1:19.042	1:19.141	0.099
17	55	JOYNER	35.119	55	JOYNER	43.923	17	18	KAMENICKY	1:19.339	1:19.542	0.203
18	42	McCOMBE	35.183	18	KAMENICKY	44.410	18	51	HUGHES	1:19.360	1:19.836	0.476
19	99	LEGALLE	35.501	42	McCOMBE	44.778	19	42	McCOMBE	1:19.961	1:20.060	0.099
20	51	HUGHES	35.704	99	LEGALLE	44.925	20	99	LEGALLE	1:20.426	1:20.426	0.000
21	88	DRIVER	36.226	88	DRIVER	45.967	21	88	DRIVER	1:22.193	1:22.652	0.459
22	41	JARVIS	36.884	41	JARVIS	46.341	22	41	JARVIS	1:23.225	1:23.859	0.634
23	21	VAN DE BIGGELAAR	38.425	21	VAN DE BIGGELAAR	46.737	23	21	VAN DE BIGGELAAR	1:25.162	1:25.218	0.056
									Perfect lap	1:13.462		