



KTM RC8 SUPER CUP

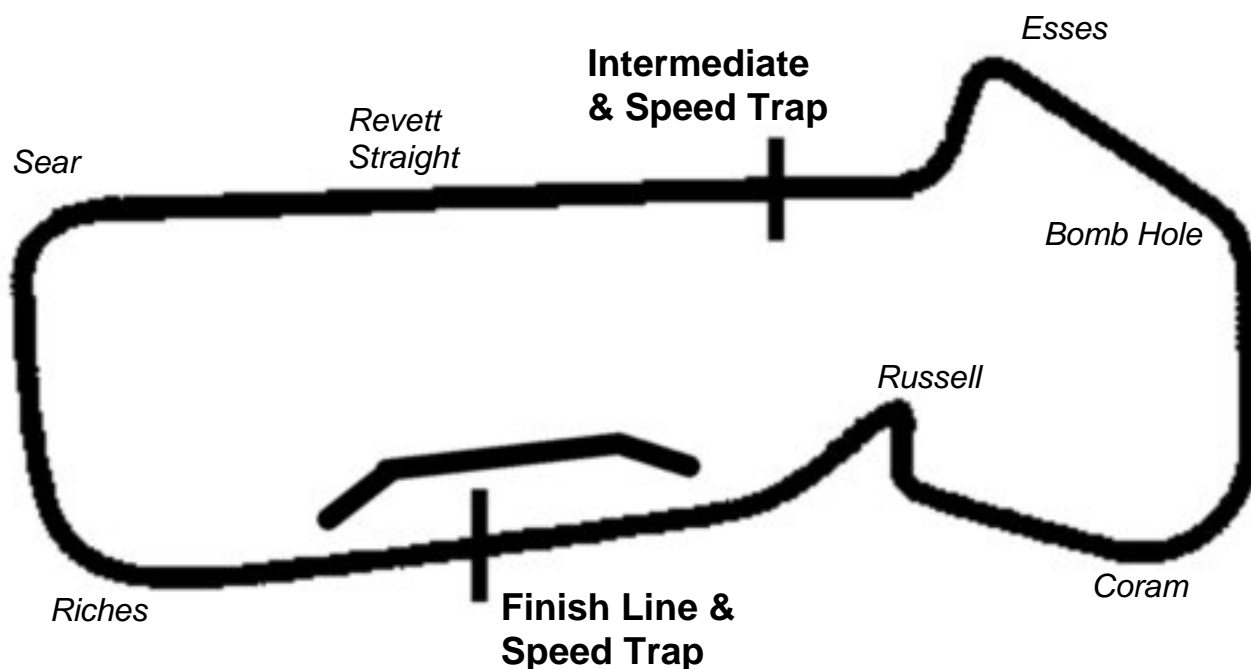
Round 1, 2, 3, 4, 5, 6, 7, 8, 9, 10, 11, 12, 13, 14, 15, 16, 17, 18, 19, 20, 21, 22, 23, 24, 25, 26, 27, 28, 29, 30, 31, 32, 33, 34, 35, 36, 37, 38, 39, 40, 41, 42, 43, 44, 45, 46, 47, 48, 49, 50, 51, 52, 53, 54, 55, 56, 57, 58, 59, 60, 61, 62, 63, 64, 65, 66, 67, 68, 69, 70, 71, 72, 73, 74, 75, 76, 77, 78, 79, 80, 81, 82, 83, 84, 85, 86, 87, 88, 89, 90, 91, 92, 93, 94, 95, 96, 97, 98, 99, 100

2009 - 2010



Results Provided by Timing Solutions Ltd
www.tsl-timing.com

SNETTERTON



Circuit Length: 1.9520 miles / 3141.4 metres
 Intermediate: 1569 metres
 Pit In: 2859 metres
 Pit Out: 40 metres after Finish Line
 Pit In – Pit Out 246 metres, @ 60kph = 14.7 seconds, @ 80kph = 11 seconds

Lap Records		Best Sector Information			
		Sector 1	Trap (mph)	Sector 2	F/L Trap (mph)
Superbike	1:04.688	27.955	174.3	36.161	165.7
Supersport	1:07.587	29.582	166.5	37.471	148.1
Superstock 1000	1:07.219	29.350	167.7	37.827	157.9
Superstock 600	1:10.069	30.868	160.2	39.086	143.7
125GP	1:13.430	33.001	137.0	39.731	120.9
KTM RC8	To Be Est	N/A	N/A	N/A	N/A

2009 Focused Events KTM RC8 Super Cup & Under 25 Cup

FREE PRACTICE - CLASSIFICATION

POS	NO	CL	NAME	ENTRY	TIME	ON	LAPS	GAP	DIFF	MPH
1	81		Pauli PEKKANEN	KTM - Inmoto Corse	1:11.787	16	21			97.88
2	0		Alastair FAGAN	KTM - KYM UK / Fast Bikes Magazine	1:11.881	10	18	0.094	0.094	97.76
3	23	C	Sam BISHOP	KTM - Kester Cunningham John/Sam Bishop	1:11.946	4	18	0.159	0.065	97.67
4	77	C	Jonathan RAILTON	KTM - Ducks X Racing	1:12.119	17	19	0.332	0.173	97.43
5	11		Kelvin REILLY	KTM - Inmoto Corse	1:12.131	15	18	0.344	0.012	97.42
6	33		Francis WILLIAMSON	KTM - SJ Racing / Bracken Motorcycles	1:12.352	11	15	0.565	0.221	97.12
7	4		Dave HEAL	KTM - Littlewood Fencing / D Heal R'g	1:12.467	17	19	0.680	0.115	96.96
8	88		James EDMEADES	KTM - Redline Motorcycles / VCG	1:12.557	14	17	0.770	0.090	96.84
9	43		Ben TAYLOR	KTM - M & B Motorsport	1:12.949	11	17	1.162	0.392	96.32
10	21	C	Adam FOSTER	KTM - Fozzy Racing	1:13.642	4	19	1.855	0.693	95.42
11	71		Ritchie THORNTON	KTM - TA Creative Ltd / P&H Motorcycles	1:13.779	14	15	1.992	0.137	95.24
12	1		David WOOD	KTM - KTM UK	1:13.896	2	5	2.109	0.117	95.09
13	10		Andrew MARRIOTT	KTM - AMR Racing	1:13.932	18	18	2.145	0.036	95.04
14	18	C	Jon PAINE	KTM - Jon Paine Racing	1:14.405	14	15	2.618	0.473	94.44
15	16	C	Taryn SKINNER	KTM - CarCarc Racing	1:14.479	10	15	2.692	0.074	94.35
16	74		Rikki OWEN	KTM - RO Racing	1:14.587	18	20	2.800	0.108	94.21
17	8		Ed SMITH	KTM - Redline KTM	1:14.600	3	3	2.813	0.013	94.19
18	7		Rob McNEALY	KTM - Bracken KTM	1:14.839	13	19	3.052	0.239	93.89
19	14		Nick HOBDEN	KTM - Littlewood Fencing / D Heal R'g	1:16.046	19	19	4.259	1.207	92.40
20	28	C	Ben BROADWAY	KTM - Ben Broadway Racing	1:17.043	16	18	5.256	0.997	91.21
21	69		Peter HASLER	KTM - Art Of Racing / Boast Plumbing	1:17.607	19	19	5.820	0.564	90.54

Weather / Track : Sunny / Dry

Snetterton
Circuit Length = 1.9520 miles
Start: 17:05 End: 17:35

2009 Focused Events KTM RC8 Super Cup & Under 25 Cup

FREE PRACTICE - SECTOR ANALYSIS

0		Alastair FAGAN				KYM UK / Fast Bikes Magazine					
1-	Out	127.3	44.531	134.5	1:24.996	10 -	31.349	148.5	40.532	137.0	1:11.881
2-		32.256	41.491	137.0	1:13.747	11 -	31.457	154.3	54.872	135.8	1:26.329
3-		32.096	40.976	138.1	1:13.072	12 -	31.397	146.5	40.762	135.3	1:12.159
4-		31.808	40.734	136.4	1:12.542	13 -	47.898	128.8	In		4:08.198P
5-			In		4:32.389P	14 -	Out	140.7	41.794	134.5	1:18.770
6-	Out	140.7	42.284	138.9	1:17.455	15 -	31.766	144.3	40.858	138.1	1:12.624
7-		32.014	41.082	139.5	1:13.096	16 -	32.423	129.3	48.676	136.7	1:21.099
8-		31.788	41.460	137.8	1:13.248	17 -	31.386	147.8	40.793	137.8	1:12.179
9-		31.950	46.712	136.1	1:18.662	18 -	34.778	124.3	45.401	108.2	1:20.179
1		David WOOD				KTM UK					
1-	Out	141.9	42.953	138.1	1:19.445	4 -	31.705	156.1	In		5:25.339P
2-		32.349	41.547	139.2	1:13.896	5 -	Out	149.1	40.913	141.9	1:16.032
3-		31.620	43.977	139.2	1:15.597						
4		Dave HEAL				Littlewood Fencing / D Heal R'g					
1-	Out	125.2	45.450	136.1	1:26.693	11 -	35.511	139.5	41.580	138.9	1:17.091
2-		33.288	42.286	137.8	1:15.574	12 -	31.750	145.9	40.796	138.4	1:12.546
3-		32.393	41.590	138.4	1:13.983	13 -	31.764	153.6	41.548	139.5	1:13.312
4-		31.831	41.859	137.0	1:13.690	14 -	32.260	153.6	40.963	135.8	1:13.223
5-			In		5:53.886P	15 -	31.798	149.5	41.149	136.4	1:12.947
6-	Out	134.5	47.647	113.9	1:26.955	16 -	31.807	144.0	40.925	136.7	1:12.732
7-		33.441	42.507	135.8	1:15.948	17 -	31.758	150.8	40.709	137.8	1:12.467
8-		32.284	41.423	136.4	1:13.707	18 -	31.422	153.9	41.212	137.2	1:12.634
9-		31.795	41.127	136.1	1:12.922	19 -	34.651	130.3	In		1:51.805P
10-		31.414	41.532	136.4	1:12.946						
7		Rob McNEALY				Bracken KTM					
1-	Out	107.7	46.805	131.1	1:30.116	11 -	32.782	134.8	42.714	132.6	1:15.496
2-		34.910	44.222	127.8	1:19.132	12 -	32.887	135.3	42.932	133.4	1:15.819
3-		34.785	43.588	133.7	1:18.373	13 -	32.616	137.8	42.223	132.1	1:14.839
4-		33.104	137.8	44.014	1:17.118	14 -	32.641	131.1	42.218	131.3	1:14.859
5-			In		4:15.356P	15 -	32.964	131.3	42.209	130.6	1:15.173
6-	Out	132.4	44.776	134.2	1:23.412	16 -	32.455	134.8	43.414	130.3	1:15.869
7-		33.790	45.467	128.6	1:19.257	17 -	32.734	137.8	42.343	131.8	1:15.077
8-		33.798	43.899	133.7	1:17.697	18 -	32.930	126.9	42.288	130.8	1:15.218
9-		32.864	43.094	133.9	1:15.958	19 -	33.229	131.3	42.838	129.1	1:16.067
10-		32.644	42.304	132.9	1:14.948						
8		Ed SMITH				Redline KTM					
1-	Out	116.7	45.612	135.8	1:27.944	3 -	32.350	144.3	42.250	137.5	1:14.600
2-		33.324	42.409	134.2	1:15.733						
10		Andrew MARRIOTT				AMR Racing					
1-	Out	129.3	44.406	134.8	1:23.256	10 -	32.834	145.3	53.125	134.2	1:25.959
2-		33.511	42.834	136.1	1:16.345	11 -	33.069	135.0	42.280	135.6	1:15.349
3-		33.417	42.792	135.8	1:16.209	12 -	32.725	137.5	42.218	132.4	1:14.943
4-		33.145	In		5:18.257P	13 -	32.700	135.8	42.160	131.6	1:14.860
5-	Out	133.2	44.366	135.6	1:21.697	14 -	34.118	136.1	In		3:05.964P
6-		33.416	43.471	135.3	1:16.887	15 -	Out	125.9	43.068	132.4	1:21.007
7-		32.692	42.520	134.2	1:15.212	16 -	32.783	141.0	41.873	134.5	1:14.656
8-		32.623	42.196	134.2	1:14.819	17 -	32.312	140.1	41.815	133.7	1:14.127
9-		32.841	42.032	133.7	1:14.873	18 -	32.211	136.1	41.721	133.7	1:13.932
11		Kelvin REILLY				Inmoto Corse					
1-	Out	138.1	42.542	134.8	1:22.340	10 -	31.607	146.8	41.557	134.8	1:13.164
2-		32.170	41.864	134.2	1:14.034	11 -	31.635	150.8	40.699	134.5	1:12.334
3-		31.924	In		5:41.594P	12 -	31.801	144.3	41.067	132.9	1:12.868
4-	Out	143.1	41.385	134.8	1:17.525	13 -	31.522	148.5	40.763	134.2	1:12.285
5-		31.766	42.340	130.8	1:14.106	14 -	31.422	148.5	40.781	132.9	1:12.203
6-		32.196	41.361	133.7	1:13.557	15 -	31.555	150.8	40.576	134.8	1:12.131
7-		31.578	40.796	135.3	1:12.374	16 -	31.530	148.8	40.753	137.0	1:12.283

Snetterton
Circuit Length = 1.9520 miles
Start: 17:05 End: 17:35

Weather / Track : Sunny / Dry

2009 Focused Events KTM RC8 Super Cup & Under 25 Cup
FREE PRACTICE - SECTOR ANALYSIS

8-	31.878	151.8	In		1:55.657P	17-	31.291	149.1	41.484	137.2	1:12.775
9-	Out	139.5	41.482	135.8	1:16.710	18-	31.468	141.9	41.512	138.1	1:12.980
14	Nick HOBDEN					Littlewood Fencing / D Heal R'g					
1-	Out	116.9	46.500	128.6	1:28.773	11-	33.929	139.5	43.970	128.6	1:17.899
2-	34.995	133.2	44.195	130.1	1:19.190	12-	33.319	141.0	43.481	128.1	1:16.800
3-	35.646	135.8	43.545	131.6	1:19.191	13-	33.998	131.1	44.604	130.3	1:18.602
4-	33.184	141.0	43.834	127.8	1:17.018	14-	33.432	143.1	42.888	127.6	1:16.320
5-			In		4:41.541P	15-	33.577	144.9	43.647	127.1	1:17.224
6-	Out	125.0	45.274	131.3	1:23.716	16-	37.039	112.2	46.830	130.3	1:23.869
7-	34.111	136.1	46.096	118.6	1:20.207	17-	33.205	132.1	42.892	129.6	1:16.097
8-	35.830	133.9	44.167	130.1	1:19.997	18-	32.962	147.5	43.303	132.1	1:16.265
9-	34.205	137.2	44.771	128.3	1:18.976	19-	32.986	137.2	43.060	131.6	1:16.046
10-	33.507	142.8	43.716	128.1	1:17.223						
16	Taryn SKINNER					C CarCarc Racing					
1-					2:33.493	9-	Out	135.3	42.907	132.6	1:18.832
2-					7:00.654	10-	32.430	143.4	42.049	132.9	1:14.479
3-					1:17.228	11-	32.566	134.2	43.095	133.9	1:15.661
4-					1:19.909	12-	32.605	137.8	42.555	131.8	1:15.160
5-					1:15.959	13-	32.325	146.5	42.585	135.6	1:14.910
6-					1:15.287	14-	32.474	146.8	In		2:01.986P
7-					1:15.399	15-	Out	136.4	42.342	135.0	1:17.463
8-			In		2:39.254P						
18	Jon PAINE					C Jon Paine Racing					
1-	Out	136.1	44.767	134.8	1:23.591	9-	32.354	144.0	43.119	134.2	1:15.473
2-	33.930	148.5	42.810	134.8	1:16.740	10-	32.295	144.0	42.330	136.4	1:14.625
3-	32.964	145.9	42.574	135.3	1:15.538	11-	32.611	151.8	42.075	133.9	1:14.686
4-	32.839	150.8	42.357	132.9	1:15.196	12-	32.162	150.1	42.333	134.5	1:14.495
5-			In		4:30.759P	13-	32.224	150.8	42.463	134.5	1:14.687
6-	Out	134.8	43.966	137.0	1:22.049	14-	32.352	148.8	42.053	134.2	1:14.405
7-	32.781	147.2	49.561	135.3	1:22.342	15-	32.512	145.3	42.126	133.2	1:14.638
8-	32.992	142.2	42.799	135.3	1:15.791						
21	Adam FOSTER					C Fozzy Racing					
1-	Out	130.6	45.221	135.3	1:25.300	11-	32.064	149.1	41.708	131.1	1:13.772
2-	32.841	138.1	42.316	133.9	1:15.157	12-	32.261	142.5	41.770	130.8	1:14.031
3-	32.323	142.2	41.392	135.0	1:13.715	13-	32.187	146.2	41.599	132.1	1:13.786
4-	32.162	144.9	41.480	134.2	1:13.642	14-	32.696	128.6	In		3:36.042P
5-			In		4:28.159P	15-	Out	135.0	42.365	136.4	1:20.339
6-	Out	129.3	43.139	131.3	1:20.558	16-	32.251	141.6	41.513	133.9	1:13.764
7-	32.455	138.9	43.404	117.9	1:15.859	17-	32.051	141.9	42.756	134.8	1:14.807
8-	33.093	135.6	41.863	133.4	1:14.956	18-	32.441	141.9	42.696	133.2	1:15.137
9-	32.256	143.1	42.178	131.8	1:14.434	19-	32.541	145.6	41.758	133.9	1:14.299
10-	32.112	144.3	41.613	132.4	1:13.725						
23	Sam BISHOP					C Kester Cunningham John/Sam Bishop					
1-	Out	143.1	41.737	138.9	1:17.381	10-	31.480	149.1	40.509	139.2	1:11.989
2-	32.052	138.9	40.988	140.1	1:13.040	11-	31.468	147.2	40.595	137.8	1:12.063
3-	31.738	144.0	40.746	140.7	1:12.484	12-	32.525	147.8	In		3:56.485P
4-	31.339	148.8	40.607	140.4	1:11.946	13-	Out	141.9	41.227	139.5	1:16.272
5-	31.454	143.1	In		4:44.831P	14-	31.371	152.5	40.922	138.7	1:12.293
6-	Out	147.2	40.409	139.5	1:14.517	15-	31.539	147.2	40.889	139.8	1:12.428
7-	31.528	149.5	40.425	140.1	1:11.953	16-	31.933	142.2	41.897	138.1	1:13.830
8-	31.608	146.8	40.375	138.9	1:11.983	17-	36.052	147.2	In		2:10.812P
9-	31.743	149.5	40.337	139.2	1:12.080	18-	Out	149.8	40.471	143.4	1:16.141
28	Ben BROADWAY					C Ben Broadway Racing					
1-	35.741	119.2	45.185	130.1	1:20.926	10-	33.178	125.0	44.914	129.8	1:18.092
2-	34.692	124.7	45.378	132.4	1:20.070	11-	33.485	133.9	44.041	130.8	1:17.526
3-	34.328	126.9	In		5:23.867P	12-	33.060	125.7	44.550	130.3	1:17.610
4-	Out	124.7	45.543	132.1	1:26.190	13-	33.233	123.8	44.796	131.8	1:18.029
5-	35.096	120.3	47.656	131.1	1:22.752	14-	33.810	130.8	43.810	131.6	1:17.620
6-	34.385	133.9	45.083	131.3	1:19.468	15-	32.712	133.4	52.825	129.6	1:25.537

Snetterton
 Circuit Length = 1.9520 miles
 Start: 17:05 End: 17:35

Weather / Track : Sunny / Dry

2009 Focused Events KTM RC8 Super Cup & Under 25 Cup

FREE PRACTICE - SECTOR ANALYSIS

7-	34.071	139.8	54.955	128.1	1:29.026	16-	33.282	129.8	43.761	133.7	1:17.043
8-	34.395	122.2	45.017	130.3	1:19.412	17-	33.100	128.1	44.024	136.1	1:17.124
9-	33.785	123.6	44.518	130.3	1:18.303	18-	32.852	133.2	44.513	132.9	1:17.365
33	Francis WILLIAMSON SJ Racing / Bracken Motorcycles										
1-	Out	111.8	48.122	137.8	1:30.800	9-	31.693	155.3	41.267	136.4	1:12.960
2-	34.315	124.0	43.204	140.4	1:17.519	10-	31.502	160.2	41.802	136.1	1:13.304
3-	32.949	146.8	42.173	137.2	1:15.122	11-	31.454	155.3	40.898	137.0	1:12.352
4-	32.094	148.1	41.417	138.1	1:13.511	12-	31.563	152.2	40.987	137.0	1:12.550
5-	4:53.962	151.1	41.939	137.2	5:35.901	13-	31.515	155.0	41.042	135.3	1:12.557
6-	32.103	151.5	41.614	136.1	1:13.717	14-	32.602	137.2	41.943	137.5	1:14.545
7-	31.866	152.9	41.308	137.0	1:13.174	15-	32.029	139.2	41.659	138.7	1:13.688
8-	32.089	149.5	41.575	136.1	1:13.664						
43	Ben TAYLOR M & B Motorsport										
1-	Out	128.3	44.314	138.7	1:23.370	10-	32.232	143.1	41.449	138.9	1:13.681
2-	34.087	134.8	45.164	137.2	1:19.251	11-	31.754	149.5	41.195	138.4	1:12.949
3-	32.719	137.8	44.389	127.3	1:17.108	12-	31.896	149.5	41.704	138.1	1:13.600
4-	40.285	126.6	In		5:37.611 P	13-	32.255	141.3	41.596	138.4	1:13.851
5-	Out	138.4	44.025	138.1	1:20.016	14-	31.926	149.5	41.251	136.7	1:13.177
6-	33.130	145.9	44.715	129.1	1:17.845	15-	31.853	143.7	41.927	139.2	1:13.780
7-	33.598	146.2	42.416	135.8	1:16.014	16-	31.810	149.1	41.628	135.0	1:13.438
8-	32.540	138.1	41.751	137.5	1:14.291	17-	32.180	142.5	41.172	139.5	1:13.352
9-	32.067	144.6	42.266	138.4	1:14.333						
69	Peter HASLER Art Of Racing / Boast Plumbing										
1-	Out	106.4	50.649	131.8	1:34.310	11-	34.536	119.8	45.449	135.6	1:19.985
2-	36.209	118.1	47.466	130.6	1:23.675	12-	34.414	125.0	45.469	133.9	1:19.883
3-	36.494	114.1	47.458	132.6	1:23.952	13-	34.870	115.9	45.624	131.8	1:20.494
4-	36.721	116.9	In		5:14.850 P	14-	34.335	127.6	45.255	134.2	1:19.590
5-	Out	115.7	45.810	135.8	1:24.188	15-	34.863	127.3	45.217	136.1	1:20.080
6-	34.261	125.9	47.510	133.2	1:21.771	16-	33.940	128.8	44.842	138.4	1:18.782
7-	34.724	119.0	45.811	130.6	1:20.535	17-	34.094	128.1	44.969	133.9	1:19.063
8-	35.019	112.4	45.034	132.4	1:20.053	18-	33.781	121.8	44.910	137.5	1:18.691
9-	34.831	122.9	44.674	133.7	1:19.505	19-	33.346	125.7	44.261	137.8	1:17.607
10-	34.479	122.7	45.848	136.1	1:20.327						
71	Ritchie THORNTON TA Creative Ltd / P&H Motorcycles										
1-	Out	124.3	45.344	134.5	1:25.206	9-	32.302	144.3	42.535	129.8	1:14.837
2-	33.884	129.8	43.757	133.7	1:17.641	10-	32.619	146.2	42.439	133.9	1:15.058
3-	33.266	136.1	43.120	135.3	1:16.386	11-	32.382	141.0	42.870	133.7	1:15.252
4-	32.820	137.2	In		5:12.272 P	12-	32.766	140.7	42.549	135.8	1:15.315
5-	Out	131.8	42.988	137.0	1:22.435	13-	32.118	148.1	42.465	137.2	1:14.583
6-	32.866	135.0	44.134	134.2	1:17.000	14-	31.956	142.5	41.823	137.2	1:13.779
7-	33.624	133.4	42.756	135.3	1:16.380	15-	32.812	139.5	42.207	134.8	1:15.019
8-	32.896	139.8	42.269	133.4	1:15.165						
74	Rikki OWEN RO Racing										
1-	Out	113.6	45.558	137.5	1:26.102	11-	32.519	144.6	42.767	134.2	1:15.286
2-	33.814	119.8	43.340	140.4	1:17.154	12-	32.352	130.8	42.988	135.0	1:15.340
3-	32.898	126.4	42.801	137.8	1:15.699	13-	32.576	127.6	43.003	135.6	1:15.579
4-	33.088	130.3	43.408	132.1	1:16.496	14-	32.114	131.1	43.436	129.8	1:15.550
5-			In		5:49.706 P	15-	32.753	133.2	43.088	132.6	1:15.841
6-	Out	117.1	48.111	108.4	1:26.497	16-	33.045	120.7	42.754	135.8	1:15.799
7-	34.586	136.1	43.528	133.9	1:18.114	17-	32.561	132.9	42.268	136.7	1:14.829
8-	32.758	135.8	42.694	136.7	1:15.452	18-	32.239	138.9	42.348	133.7	1:14.587
9-	32.884	137.0	42.495	134.8	1:15.379	19-	32.776	132.9	42.980	132.4	1:15.756
10-	32.268	139.5	42.587	134.5	1:14.855	20-	32.658	134.8	42.643	129.8	1:15.301
77	Jonathan RAILTON C Ducks X Racing										
1-	33.528	144.6	42.707	135.3	1:16.235	11-	31.460	148.5	40.706	137.0	1:12.166
2-	32.208	147.5	41.913	138.4	1:14.121	12-	31.381	144.6	40.984	135.8	1:12.365
3-	32.039	145.6	41.529	135.0	1:13.568	13-	31.476	147.2	40.847	141.6	1:12.323
4-	5:10.074	138.1	42.520	136.4	5:52.594	14-	31.573	152.5	40.993	137.2	1:12.566
5-	32.148	148.1	41.421	137.5	1:13.569	15-	33.130	145.9	40.927	135.8	1:14.057

Snetterton
Circuit Length = 1.9520 miles
Start: 17:05 End: 17:35

Weather / Track : Sunny / Dry

2009 Focused Events KTM RC8 Super Cup & Under 25 Cup

FREE PRACTICE - SECTOR ANALYSIS

6-	31.999	150.8	41.317	136.4	1:13.316	16-	31.588	149.1	40.629	136.7	1:12.217
7-	31.750	152.2	41.294	136.7	1:13.044	17-	31.314	148.8	40.805	137.0	1:12.119
8-	32.705	147.5	41.325	135.0	1:14.030	18-	31.537	146.2	40.872	137.2	1:12.409
9-	31.537	153.9	41.565	136.4	1:13.102	19-	31.502	144.9	40.759	138.4	1:12.261
10-	31.526	143.4	41.052	137.0	1:12.578						
81	Pauli PEKKANEN					Inmoto Corse					
1-	Out	130.3	44.110	137.5	1:22.004	12-	32.024	146.5	40.932	140.4	1:12.956
2-	33.485	133.7	42.447	138.1	1:15.932	13-	31.845	149.5	41.444	138.7	1:13.289
3-	32.203	144.6	41.470	137.5	1:13.673	14-	31.524	152.2	40.712	135.0	1:12.236
4-	31.622	141.3	41.590	137.0	1:13.212	15-	31.841	143.1	42.427	140.4	1:14.268
5-			In		5:01.040P	16-	31.358	148.1	40.429	137.0	1:11.787
6-	Out	130.6	42.789	137.0	1:19.268	17-	32.089	142.2	40.787	133.9	1:12.876
7-	32.088	142.2	41.674	138.1	1:13.762	18-	31.556	141.0	40.527	142.8	1:12.083
8-	31.838	145.3	41.203	138.1	1:13.041	19-	31.114	152.5	40.708	138.4	1:11.822
9-	31.373	148.1	41.370	139.2	1:12.743	20-	31.309	145.6	41.328	140.4	1:12.637
10-	31.511	146.8	40.656	138.4	1:12.167	21-	31.453	151.5	40.603	138.4	1:12.056
11-	31.170	144.9	40.920	140.1	1:12.090						
88	James EDMEADES					Redline Motorcycles / VCG					
1-	Out	130.1	43.914	135.6	1:21.936	10-	31.986	153.6	47.367	100.3	1:19.353
2-	33.516	146.2	In		2:25.121P	11-	34.288	141.0	41.904	134.2	1:16.192
3-	Out	144.3	42.097	137.5	6:41.372	12-	32.075	146.5	41.487	136.1	1:13.562
4-	32.525	151.8	47.618	127.8	1:20.143	13-	32.613	146.8	41.470	134.2	1:14.083
5-	32.723	144.3	41.543	134.5	1:14.266	14-	31.822	146.2	40.735	135.0	1:12.557
6-	32.262	145.9	In		1:58.104P	15-	33.759	141.0	52.947	135.8	1:26.706
7-	Out	148.5	45.142	89.6	1:20.765	16-	31.726	146.2	41.337	136.7	1:13.063
8-	34.191	148.8	41.640	133.9	1:15.831	17-	32.135	141.6	41.798	135.6	1:13.933
9-	32.403	144.9	41.277	134.5	1:13.680						

2009 Focused Events KTM RC8 Super Cup & Under 25 Cup

FREE PRACTICE - SPEED TRAPS

SECTOR 1				SECTOR 2			FINISH LINE		
POS	NO	NAME	MPH	NO	NAME	MPH	NO	NAME	MPH
1	1	David WOOD	162.1				23	Sam BISHOP	143.4
2	33	Francis WILLIAMSON	160.2				81	Pauli PEKKANEN	142.8
3	0	Alastair FAGAN	154.3				1	David WOOD	141.9
4	4	Dave HEAL	153.9				77	Jonathan RAILTON	141.6
5	43	Ben TAYLOR	153.9				33	Francis WILLIAMSON	140.4
6	77	Jonathan RAILTON	153.9				74	Rikki OWEN	140.4
7	88	James EDMEADES	153.6				0	Alastair FAGAN	139.5
8	23	Sam BISHOP	152.5				4	Dave HEAL	139.5
9	81	Pauli PEKKANEN	152.5				43	Ben TAYLOR	139.5
10	11	Kelvin REILLY	151.8				69	Peter HASLER	138.4
11	18	Jon PAINE	151.8				11	Kelvin REILLY	138.1
12	8	Ed SMITH	149.1				8	Ed SMITH	137.5
13	21	Adam FOSTER	149.1				88	James EDMEADES	137.5
14	71	Ritchie THORNTON	148.1				71	Ritchie THORNTON	137.2
15	14	Nick HOBDEN	147.5				18	Jon PAINE	137.0
16	16	Taryn SKINNER	146.8				21	Adam FOSTER	136.4
17	10	Andrew MARRIOTT	145.3				10	Andrew MARRIOTT	136.1
18	74	Rikki OWEN	144.6				28	Ben BROADWAY	136.1
19	28	Ben BROADWAY	139.8				16	Taryn SKINNER	135.6
20	7	Rob McNEALY	137.8				7	Rob McNEALY	134.2
21	69	Peter HASLER	128.8				14	Nick HOBDEN	132.1

2009 Focused Events KTM RC8 Super Cup & Under 25 Cup

FREE PRACTICE - BEST SECTORS

SECTOR 1			SECTOR 2			IDEAL / BEST COMPARISON						
POS	NO	NAME	TIME	NO	NAME	TIME	POS	NO	NAME	IDEAL	BEST	DIFF
1	81	PEKKANEN	31.114	23	BISHOP	40.337	1	81	PEKKANEN	1:11.543	1:11.787	0.244
2	11	REILLY	31.291	81	PEKKANEN	40.429	2	23	BISHOP	1:11.676	1:11.946	0.270
3	77	RAILTON	31.314	0	FAGAN	40.532	3	11	REILLY	1:11.867	1:12.131	0.264
4	23	BISHOP	31.339	11	REILLY	40.576	4	0	FAGAN	1:11.881	1:11.881	0.000
5	0	FAGAN	31.349	77	RAILTON	40.629	5	77	RAILTON	1:11.943	1:12.119	0.176
6	4	HEAL	31.414	4	HEAL	40.709	6	4	HEAL	1:12.123	1:12.467	0.344
7	33	WILLIAMSON	31.454	88	EDMEADES	40.735	7	33	WILLIAMSON	1:12.352	1:12.352	0.000
8	1	WOOD	31.620	33	WILLIAMSON	40.898	8	88	EDMEADES	1:12.461	1:12.557	0.096
9	88	EDMEADES	31.726	1	WOOD	40.913	9	1	WOOD	1:12.533	1:13.896	1.363
10	43	TAYLOR	31.754	43	TAYLOR	41.172	10	43	TAYLOR	1:12.926	1:12.949	0.023
11	71	THORNTON	31.956	21	FOSTER	41.392	11	21	FOSTER	1:13.443	1:13.642	0.199
12	21	FOSTER	32.051	10	MARRIOTT	41.721	12	71	THORNTON	1:13.779	1:13.779	0.000
13	74	OWEN	32.114	71	THORNTON	41.823	13	10	MARRIOTT	1:13.932	1:13.932	0.000
14	18	PAINE	32.162	16	SKINNER	42.049	14	18	PAINE	1:14.215	1:14.405	0.190
15	10	MARRIOTT	32.211	18	PAINE	42.053	15	16	SKINNER	1:14.374	1:14.479	0.105
16	16	SKINNER	32.325	7	McNEALY	42.209	16	74	OWEN	1:14.382	1:14.587	0.205
17	8	SMITH	32.350	8	SMITH	42.250	17	8	SMITH	1:14.600	1:14.600	0.000
18	7	McNEALY	32.455	74	OWEN	42.268	18	7	McNEALY	1:14.664	1:14.839	0.175
19	28	BROADWAY	32.712	14	HOBDEN	42.888	19	14	HOBDEN	1:15.850	1:16.046	0.196
20	14	HOBDEN	32.962	28	BROADWAY	43.761	20	28	BROADWAY	1:16.473	1:17.043	0.570
21	69	HASLER	33.346	69	HASLER	44.261	21	69	HASLER	1:17.607	1:17.607	0.000
Perfect lap										1:11.451		

MCRCB BULLETIN TK026

2009 Focused Events KTM RC8 Super Cup & Under 25 Cup QUALIFYING - CLASSIFICATION

POS	NO	CL	NAME	ENTRY	TIME	ON	LAPS	GAP	DIFF	MPH
1	81		Pauli PEKKANEN	KTM - Inmoto Corse	1:11.925	5	9			97.70
2	1		David WOOD	KTM - KTM UK	1:11.955	9	9	0.030	0.030	97.65
3	4		Dave HEAL	KTM - Littlewood Fencing / D Heal R'g	1:12.092	10	10	0.167	0.137	97.47
4	33		Francis WILLIAMSON	KTM - SJ Racing / Bracken Motorcycles	1:12.097	10	12	0.172	0.005	97.46
5	23	C	Sam BISHOP	KTM - Kester Cunningham John/Sam Bishop	1:12.265	3	6	0.340	0.168	97.24
6	77	C	Jonathan RAILTON	KTM - Ducks X Racing	1:12.432	4	10	0.507	0.167	97.01
7	0		Alastair FAGAN	KTM - KYM UK / Fast Bikes Magazine	1:12.838	6	6	0.913	0.406	96.47
8	88		James EDMEADES	KTM - Redline Motorcycles / VCG	1:12.857	9	10	0.932	0.019	96.45
9	11		Kelvin REILLY	KTM - Inmoto Corse	1:12.905	7	7	0.980	0.048	96.38
10	43		Ben TAYLOR	KTM - M & B Motorsport	1:13.421	7	7	1.496	0.516	95.70
11	16	C	Taryn SKINNER	KTM - CarCarc Racing	1:14.084	8	9	2.159	0.663	94.85
12	71		Ritchie THORNTON	KTM - TA Creative Ltd / P&H Motorcycles	1:14.922	5	9	2.997	0.838	93.79
13	10		Andrew MARRIOTT	KTM - AMR Racing	1:15.021	4	4	3.096	0.099	93.66
14	18	C	Jon PAINE	KTM - Jon Paine Racing	1:15.108	9	9	3.183	0.087	93.56
15	7		Rob McNEALY	KTM - Bracken KTM	1:15.223	9	10	3.298	0.115	93.41
16	74		Rikki OWEN	KTM - RO Racing	1:15.395	5	9	3.470	0.172	93.20
17	14		Nick HOBDEN	KTM - Littlewood Fencing / D Heal R'g	1:15.758	9	9	3.833	0.363	92.75
18	28	C	Ben BROADWAY	KTM - Ben Broadway Racing	1:16.429	6	9	4.504	0.671	91.94
19	69		Peter HASLER	KTM - Art Of Racing / Boast Plumbing	1:18.692	7	8	6.767	2.263	89.29
20	21	C	Adam FOSTER	KTM - Fozzy Racing	1:22.772	1	1	10.847	4.080	84.89
21	13		Andy BATTYE	KTM - Anthracite Racing	1:24.087	1	1	12.162	1.315	83.56

Weather / Track : Changeable / Dry

These results are provisional until the conclusion of any judicial and technical matters.

Snetterton
Circuit Length = 1.9520 miles
Start: 11:30 End: 12:01

Race Director :

Stewards :

Timekeeper :

MCRCB BULLETIN TK027

2009 Focused Events KTM RC8 Super Cup & Under 25 Cup

QUALIFYING - SECTOR ANALYSIS

0	Alastair FAGAN				KYM UK / Fast Bikes Magazine						
1-	Out	96.1	In		3:14.345P	4-	8:01.131	144.3	41.680	134.5	8:42.811
2-	Out	118.4	43.404	136.7	1:22.481	5-	31.962	145.6	41.704	134.5	1:13.666
3-	32.171	139.2	41.078	136.7	1:13.249	6-	31.827	144.0	41.011	136.4	1:12.838
1	David WOOD				KTM UK						
1-	Out	129.8	43.015	138.7	1:19.822	6-			In		7:31.439P
2-	32.081	138.1	42.756	136.4	1:14.837	7-	Out	126.9	42.751	138.7	1:18.058
3-	32.483	155.3	40.988	137.8	1:13.471	8-	31.630	153.6	40.681	139.2	1:12.311
4-	31.656	150.8	40.572	138.4	1:12.228	9-	31.359	150.1	40.596	139.2	1:11.955
5-	31.850	146.8	40.799	140.4	1:12.649						
4	Dave HEAL				Littlewood Fencing / D Heal R'g						
1-	Out	129.3	44.244	137.5	1:22.354	6-			In		7:27.146P
2-	32.535	143.4	41.756	140.7	1:14.291	7-	Out	136.4	42.672	138.1	1:19.389
3-	32.704	144.3	41.641	135.0	1:14.345	8-	32.342	146.8	40.685	138.9	1:13.027
4-	35.538	115.9	43.995	139.5	1:19.533	9-	31.608	148.5	40.515	139.5	1:12.123
5-	31.475	150.8	40.781	138.1	1:12.256	10-	31.337	152.9	40.755	137.8	1:12.092
7	Rob McNEALY				Bracken KTM						
1-	Out	108.1	46.367	126.6	1:26.232	6-			In		7:36.088P
2-	33.992	131.8	42.318	133.7	1:16.310	7-	Out	116.3	44.865	130.8	1:22.893
3-	32.919	127.8	44.789	131.1	1:17.708	8-	32.815	141.0	42.479	132.4	1:15.294
4-	34.183	123.6	43.066	132.4	1:17.249	9-	32.566	136.4	42.657	133.9	1:15.223
5-	33.587	129.1	43.595	128.3	1:17.182	10-	33.168	122.0	46.107	118.6	1:19.275
10	Andrew MARRIOTT				AMR Racing						
1-	Out	123.1	44.416	133.7	1:22.411	3-	33.308	133.7	42.936	134.8	1:16.244
2-	34.545	140.4	42.795	136.4	1:17.340	4-	33.022	135.8	41.999	136.1	1:15.021
11	Kelvin REILLY				Inmoto Corse						
1-	Out	135.6	43.727	136.4	1:28.293	5-	Out	137.2	42.374	138.4	1:20.211
2-	31.897	146.8	41.539	137.0	1:13.436	6-	32.036	145.3	40.991	138.4	1:13.027
3-	31.723	145.9	41.673	136.4	1:13.396	7-	32.385	149.5	40.520	137.2	1:12.905
4-	31.441	149.5	In		9:36.025P						
13	Andy BATTYE				Anthracite Racing						
1-	Out	124.5	44.233	139.2	1:24.087						
14	Nick HOBDEN				Littlewood Fencing / D Heal R'g						
1-	Out	123.6	45.268	131.8	1:27.583	6-			In		7:55.234P
2-	34.592	131.3	44.122	133.9	1:18.714	7-	Out	121.6	45.364	134.8	1:23.064
3-	33.179	143.4	43.149	134.8	1:16.328	8-	33.445	144.0	43.324	136.1	1:16.769
4-	33.748	140.1	43.352	133.7	1:17.100	9-	32.925	140.4	42.833	136.1	1:15.758
5-	32.973	141.6	43.286	134.8	1:16.259						
16	Taryn SKINNER				C CarCarc Racing						
1-	Out	116.9	45.134	135.6	1:23.697	6-	Out	143.7	43.911	136.1	1:19.672
2-	33.220	126.6	42.877	135.3	1:16.097	7-	32.295	144.0	42.023	134.8	1:14.318
3-	33.016	135.0	44.469	132.4	1:17.485	8-	32.132	131.8	41.952	134.5	1:14.084
4-	32.851	136.7	44.816	134.8	1:17.667	9-	31.928	124.7	44.057	135.8	1:15.985
5-	32.284	143.1	In		8:22.242P						
18	Jon PAINE				C Jon Paine Racing						
1-	Out	134.5	44.786	134.5	1:22.663	6-	Out	145.3	In		8:40.263P
2-	33.258	146.2	42.528	136.4	1:15.786	7-	Out	128.1	44.143	134.8	1:21.325
3-	32.930	146.8	42.379	137.2	1:15.309	8-	32.718	150.5	43.188	132.6	1:15.906
4-	32.552	146.5	43.773	134.5	1:16.325	9-	32.516	155.0	42.592	135.8	1:15.108
5-	32.966	149.8	In		1:57.934P						
21	Adam FOSTER				C Fozzy Racing						
1-	Out	128.3	44.650	131.1	1:22.772						

Snetterton
Circuit Length = 1.9520 miles
Start: 11:30 End: 12:01

Weather / Track : Changeable / Dry

MCRCB BULLETIN TK027

2009 Focused Events KTM RC8 Super Cup & Under 25 Cup

QUALIFYING - SECTOR ANALYSIS

23	Sam BISHOP		C Kester Cunningham John/Sam Bishop							
1-	Out	131.1	44.149	140.1	1:22.631	4-	31.203	151.1	In	12:40.182P
2-	32.347	144.3	41.087	141.0	1:13.434	5-	Out	138.7	43.070 135.8	1:21.751
3-	31.472	143.1	40.793	141.9	1:12.265	6-	31.581	144.9	41.613 141.6	1:13.194
28	Ben BROADWAY		C Ben Broadway Racing							
1-	Out	111.3	46.688	129.1	1:26.391	6-	32.792	137.0	43.637 132.6	1:16.429
2-	34.253	122.7	44.026	133.9	1:18.279	7-	8:25.581	111.1	46.222 134.2	9:11.803
3-	33.337	130.1	43.689	132.6	1:17.026	8-	33.511	129.6	43.373 133.4	1:16.884
4-	33.585	130.8	42.903	135.0	1:16.488	9-	33.391	135.0	43.714 133.9	1:17.105
5-	33.255	131.6	44.040	132.9	1:17.295					
33	Francis WILLIAMSON		SJ Racing / Bracken Motorcycles							
1-	Out	129.3	45.185	137.2	1:25.009	7-			In	7:46.941P
2-	32.883	147.8	42.085	137.8	1:14.968	8-	Out	134.8	42.874 141.0	1:18.529
3-	31.961	152.5	41.288	139.8	1:13.249	9-	31.780	152.2	41.072 139.5	1:12.852
4-	31.520	152.9	40.649	138.7	1:12.169	10-	31.540	155.0	40.557 138.9	1:12.097
5-	31.591	152.5	40.955	139.2	1:12.546	11-	31.682	149.8	41.164 137.0	1:12.846
6-	31.427	148.8	43.018	139.2	1:14.445	12-	34.158	134.8	In	8:45.264P
43	Ben TAYLOR		M & B Motorsport							
1-	Out	124.7	47.291	136.7	1:28.852	5-	Out	126.4	44.286 137.0	1:22.238
2-	32.791	139.8	42.194	137.2	1:14.985	6-	32.885	136.1	41.540 139.5	1:14.425
3-	31.969	148.1	41.634	140.7	1:13.603	7-	31.637	152.9	41.784 138.9	1:13.421
4-	31.625	149.8	In		8:38.759P					
69	Peter HASLER		Art Of Racing / Boast Plumbing							
1-	Out	105.7	46.774	137.0	1:28.620	5-	34.085	121.1	In	8:42.536P
2-	34.414	114.9	45.284	138.9	1:19.698	6-	Out	121.6	45.982 138.7	1:22.706
3-	33.564	125.9	47.784	130.3	1:21.348	7-	34.219	115.3	44.473 136.4	1:18.692
4-	35.126	115.9	44.864	137.5	1:19.990	8-	33.600	130.8	51.158 137.8	1:24.758
71	Ritchie THORNTON		TA Creative Ltd / P&H Motorcycles							
1-	Out	120.9	45.202	133.9	1:25.265	6-			In	7:28.161P
2-	33.279	131.6	42.999	136.7	1:16.278	7-	Out	122.9	44.551 136.1	1:22.727
3-	32.801	130.8	45.024	133.7	1:17.825	8-	32.818	136.1	42.302 137.2	1:15.120
4-	33.053	130.1	43.379	136.7	1:16.432	9-	32.747	139.2	42.277 136.7	1:15.024
5-	32.574	137.2	42.348	134.8	1:14.922					
74	Rikki OWEN		RO Racing							
1-	Out	113.4	46.531	132.6	1:28.865	6-			In	7:59.656P
2-	34.708	127.6	45.907	139.2	1:20.615	7-	Out	116.9	44.653 136.4	1:22.878
3-	32.460	128.8	43.657	131.8	1:16.117	8-	32.821	138.4	43.264 134.5	1:16.085
4-	35.872	86.7	46.277	134.8	1:22.149	9-	32.888	136.4	43.185 136.4	1:16.073
5-	32.602	138.9	42.793	129.6	1:15.395					
77	Jonathan RAILTON		C Ducks X Racing							
1-	Out	132.4	43.471	135.6	1:23.028	6-	31.412	149.5	42.185 138.4	1:13.597
2-	32.655	142.5	41.244	136.7	1:13.899	7-	8:57.225	112.8	45.279 126.4	9:42.504
3-	31.817	144.0	40.708	138.4	1:12.525	8-	33.648	137.0	42.231 138.1	1:15.879
4-	31.546	147.5	40.886	140.1	1:12.432	9-	31.835	140.1	41.283 137.5	1:13.118
5-	31.551	145.3	40.993	138.9	1:12.544	10-	31.945	136.4	43.513 135.3	1:15.458
81	Pauli PEKKANEN		Inmoto Corse							
1-	Out	117.5	44.923	137.2	1:23.708	6-			In	8:08.708P
2-	32.531	137.5	42.290	138.4	1:14.821	7-	Out	129.8	42.054 138.1	1:18.916
3-	31.743	146.2	43.122	129.1	1:14.865	8-	31.781	145.3	40.809 139.8	1:12.590
4-	34.655	120.7	42.837	136.4	1:17.492	9-	31.147	143.7	45.664 121.6	1:16.811
5-	31.112	155.3	40.813	141.3	1:11.925					
88	James EDMEADES		Redline Motorcycles / VCG							
1-	Out	121.6	44.760	134.5	1:29.001	6-	32.105	142.5	In	8:18.325P
2-	33.473	138.9	42.245	135.0	1:15.718	7-	Out	135.0	43.040 135.0	1:19.473

Snetterton
Circuit Length = 1.9520 miles
Start: 11:30 End: 12:01

Weather / Track : Changeable / Dry

MCRCB BULLETIN TK027

2009 Focused Events KTM RC8 Super Cup & Under 25 Cup

QUALIFYING - SECTOR ANALYSIS

3 -	32.481	142.2	41.754	135.6	1:14.235	8 -	32.238	142.8	41.131	136.7	1:13.369
4 -	32.021	143.7	41.878	136.1	1:13.899	9 -	31.904	144.3	40.953	136.4	1:12.857
5 -	31.925	147.2	42.233	134.8	1:14.158	10 -	31.865	137.0	41.201	137.5	1:13.066

MCRCB BULLETIN TK028

2009 Focused Events KTM RC8 Super Cup & Under 25 Cup

QUALIFYING - SPEED TRAPS

SECTOR 1				SECTOR 2			FINISH LINE			
POS	NO	NAME	MPH	NO	NAME	MPH	NO	NAME	MPH	
1	1	David WOOD	155.3				23	Sam BISHOP	141.9	
2	81	Pauli PEKKANEN	155.3				81	Pauli PEKKANEN	141.3	
3	18	Jon PAINE	155.0				33	Francis WILLIAMSON	141.0	
4	33	Francis WILLIAMSON	155.0				4	Dave HEAL	140.7	
5	4	Dave HEAL	152.9				43	Ben TAYLOR	140.7	
6	43	Ben TAYLOR	152.9				1	David WOOD	140.4	
7	23	Sam BISHOP	151.1				77	Jonathan RAILTON	140.1	
8	11	Kelvin REILLY	149.5				13	Andy BATTYE	139.2	
9	77	Jonathan RAILTON	149.5				74	Rikki OWEN	139.2	
10	88	James EDMEADES	147.2				69	Peter HASLER	138.9	
11	14	Nick HOBDEN	146.2				11	Kelvin REILLY	138.4	
12	0	Alastair FAGAN	145.6				88	James EDMEADES	137.5	
13	16	Taryn SKINNER	144.0				18	Jon PAINE	137.2	
14	7	Rob McNEALY	141.0				71	Ritchie THORNTON	137.2	
15	10	Andrew MARRIOTT	140.7				16	Taryn SKINNER	137.0	
16	28	Ben BROADWAY	140.7				0	Alastair FAGAN	136.7	
17	71	Ritchie THORNTON	139.2				10	Andrew MARRIOTT	136.4	
18	74	Rikki OWEN	138.9				14	Nick HOBDEN	136.1	
19	13	Andy BATTYE	135.3				28	Ben BROADWAY	135.0	
20	21	Adam FOSTER	132.9				7	Rob McNEALY	133.9	
21	69	Peter HASLER	130.8				21	Adam FOSTER	131.1	

MCRCB BULLETIN TK029

2009 Focused Events KTM RC8 Super Cup & Under 25 Cup

QUALIFYING - BEST SECTORS


SECTOR 1			SECTOR 2			IDEAL / BEST COMPARISON						
POS	NO	NAME	TIME	NO	NAME	TIME	POS	NO	NAME	IDEAL	BEST	DIFF
1	1	WOOD	30.909	4	HEAL	40.515	1	1	WOOD	1:11.481	1:11.955	0.474
2	81	PEKKANEN	31.112	11	REILLY	40.520	2	4	HEAL	1:11.852	1:12.092	0.240
3	23	BISHOP	31.203	33	WILLIAMSON	40.557	3	81	PEKKANEN	1:11.921	1:11.925	0.004
4	4	HEAL	31.337	1	WOOD	40.572	4	11	REILLY	1:11.961	1:12.905	0.944
5	77	RAILTON	31.412	77	RAILTON	40.708	5	33	WILLIAMSON	1:11.984	1:12.097	0.113
6	33	WILLIAMSON	31.427	23	BISHOP	40.793	6	23	BISHOP	1:11.996	1:12.265	0.269
7	11	REILLY	31.441	43	TAYLOR	40.809	7	77	RAILTON	1:12.120	1:12.432	0.312
8	43	TAYLOR	31.625	81	PEKKANEN	40.809	8	43	TAYLOR	1:12.434	1:13.421	0.987
9	0	FAGAN	31.827	88	EDMEADES	40.953	9	88	EDMEADES	1:12.818	1:12.857	0.039
10	88	EDMEADES	31.865	0	FAGAN	41.011	10	0	FAGAN	1:12.838	1:12.838	0.000
11	16	SKINNER	31.928	16	SKINNER	41.952	11	16	SKINNER	1:13.880	1:14.084	0.204
12	74	OWEN	32.460	10	MARRIOTT	41.999	12	10	MARRIOTT	1:14.570	1:15.021	0.451
13	71	THORNTON	32.475	71	THORNTON	42.277	13	71	THORNTON	1:14.752	1:14.922	0.170
14	18	PAINE	32.516	7	McNEALY	42.318	14	7	McNEALY	1:14.884	1:15.223	0.339
15	7	McNEALY	32.566	18	PAINE	42.379	15	18	PAINE	1:14.895	1:15.108	0.213
16	10	MARRIOTT	32.571	74	OWEN	42.793	16	74	OWEN	1:15.253	1:15.395	0.142
17	13	BATTYE	32.759	14	HOBDEN	42.833	17	14	HOBDEN	1:15.658	1:15.758	0.100
18	28	BROADWAY	32.792	28	BROADWAY	42.903	18	28	BROADWAY	1:15.695	1:16.429	0.734
19	14	HOBDEN	32.825	13	BATTYE	44.233	19	13	BATTYE	1:16.992	1:24.087	7.095
20	21	FOSTER	32.877	69	HASLER	44.392	20	21	FOSTER	1:17.527	1:22.772	5.245
21	69	HASLER	33.564	21	FOSTER	44.650	21	69	HASLER	1:17.956	1:18.692	0.736
Perfect lap										1:11.424		

MCRCB BULLETIN TK030

2009 Focused Events KTM RC8 Super Cup & Under 25 Cup

RACES 1 & 4 - PROVISIONAL GRID

ROW 6				1:24.087 13 Andy BATTYE
ROW 5	1:22.772 21 Adam FOSTER	1:18.692 69 Peter HASLER	1:16.429 28 Ben BROADWAY	1:15.758 14 Nick HOBDEN
ROW 4	1:15.395 74 Rikki OWEN	1:15.223 7 Rob McNEALY	1:15.108 18 Jon PAINE	1:15.021 10 Andrew MARRIOTT
ROW 3	1:14.922 71 Ritchie THORNTON	1:14.084 16 Taryn SKINNER	1:13.421 43 Ben TAYLOR	1:12.905 11 Kelvin REILLY
ROW 2	1:12.857 88 James EDMEADES	1:12.838 0 Alastair FAGAN	1:12.432 77 Jonathan RAILTON	1:12.265 23 Sam BISHOP
ROW 1	1:12.097 33 Francis WILLIAMSON	1:12.092 4 Dave HEAL	1:11.955 1 David WOOD	1:11.925 81 Pauli PEKKANEN
Pole				



Snetterton
Circuit Length = 1.9520 miles

Race Director :	Stewards :	Timekeeper :
-----------------	------------	--------------

MCRCB BULLETIN TK067

2009 Focused Events KTM RC8 Super Cup & Under 25 Cup RACE 1 - CLASSIFICATION

POS	NO	CL	NAME	ENTRY	LAPS	TIME	GAP	DIFF	MPH	BEST	ON
1	23	C	Sam BISHOP	KTM - Kester Cunningham John/Sam Bishc	14	18:38.729			87.93	1:16.450	3
2	33		Francis WILLIAMSON	KTM - SJ Racing / Bracken Motorcycles	14	18:39.159	0.430	0.430	87.90	1:17.963	2
3	88		James EDMEADES	KTM - Redline Motorcycles / VCG	14	18:39.710	0.981	0.551	87.86	1:17.457	6
4	81		Pauli PEKKANEN	KTM - Inmoto Corse	14	18:40.201	1.472	0.491	87.82	1:18.170	3
5	77	C	Jonathan RAILTON	KTM - Ducks X Racing	14	18:41.916	3.187	1.715	87.68	1:17.217	6
6	18	C	Jon PAINE	KTM - Jon Paine Racing	14	18:44.736	6.007	2.820	87.46	1:18.663	3
7	11		Kelvin REILLY	KTM - Inmoto Corse	14	18:46.298	7.569	1.562	87.34	1:18.346	3
8	1		David WOOD	KTM - KTM UK	14	18:52.522	13.793	6.224	86.86	1:18.567	2
9	21	C	Adam FOSTER	KTM - Fozzy Racing	14	18:59.938	21.209	7.416	86.30	1:18.932	4
10	43		Ben TAYLOR	KTM - M & B Motorsport	14	19:00.452	21.723	0.514	86.26	1:19.251	3
11	4		Dave HEAL	KTM - Littlewood Fencing / D Heal R'g	14	19:02.661	23.932	2.209	86.09	1:19.209	2
12	71		Ritchie THORNTON	KTM - TA Creative Ltd / P&H Motorcycles	14	19:03.007	24.278	0.346	86.07	1:19.418	2
13	16	C	Taryn SKINNER	KTM - CarCarc Racing	14	19:03.263	24.534	0.256	86.05	1:18.208	2
14	74		Rikki OWEN	KTM - RO Racing	14	19:11.094	32.365	7.831	85.46	1:18.946	5
15	7		Rob McNEALY	KTM - Bracken KTM	14	19:13.813	35.084	2.719	85.26	1:19.337	2
16	69		Peter HASLER	KTM - Art Of Racing / Boast Plumbing	14	19:51.601	1:12.872	37.788	82.56	1:20.636	2
17	14		Nick HOB DEN	KTM - Littlewood Fencing / D Heal R'g	14	19:52.345	1:13.616	0.744	82.50	1:21.899	2
18	28	C	Ben BROADWAY	KTM - Ben Broadway Racing	14	20:00.480	1:21.751	8.135	81.95	1:22.148	2
NOT CLASSIFIED											
DNF	0		Alastair FAGAN	KTM - KYM UK / Fast Bikes Magazine	0						
FASTEST LAP											
	23	C	Sam BISHOP	KTM - Kester Cunningham John/Sam Bishc	3	1:16.450			91.91 mph	147.92 kph	
	88		James EDMEADES	KTM - Redline Motorcycles / VCG	6	1:17.457			90.72 mph	146.00 kph	

Weather / Track : Rain / Wet

These results are provisional until the conclusion of any judicial and technical matters.

Snetterton
Circuit Length = 1.9520 miles
Start: 16:46 End: 17:06

Race Director :	Stewards :	Timekeeper :
-----------------	------------	--------------

MCRCB BULLETIN TK068

2009 Focused Events KTM RC8 Super Cup & Under 25 Cup

RACE 1 - LAP CHART

Lap 1			Lap 2			Lap 3			Lap 4			Lap 5		
No	Behind	Laptime	No	Behind	Laptime	No	Behind	Laptime	No	Behind	Laptime	No	Behind	Laptime
23		1:21.107	23		1:16.852	23		1:16.450	23		1:17.295	23		1:16.578
1	2.290	1:23.397	33	3.531	1:17.963	33	5.568	1:18.487	33	6.675	1:18.402	33	8.087	1:17.990
33	2.420	1:23.527	88	3.955	1:18.216	77	5.995	1:18.330	77	6.910	1:18.210	77	8.328	1:17.996
88	2.591	1:23.698	1	4.005	1:18.567	1	6.254	1:18.699	88	7.598	1:18.437	88	8.938	1:17.918
77	2.786	1:23.893	77	4.115	1:18.181	88	6.456	1:18.951	1	8.322	1:19.363	81	10.175	1:18.392
4	3.459	1:24.566	81	4.890	1:18.174	81	6.610	1:18.170	81	8.361	1:19.046	1	11.340	1:19.596
81	3.568	1:24.675	4	5.816	1:19.209	16	7.879	1:18.248	16	9.747	1:19.163	16	13.008	1:19.839
71	4.206	1:25.313	16	6.081	1:18.208	4	8.798	1:19.432	11	10.968	1:19.124	11	13.106	1:18.716
11	4.496	1:25.603	71	6.772	1:19.418	11	9.139	1:18.346	21	11.442	1:18.932	18	15.011	1:19.211
16	4.725	1:25.832	11	7.243	1:19.599	21	9.805	1:18.991	4	11.651	1:20.148	21	15.466	1:20.602
21	5.068	1:26.175	21	7.264	1:19.048	71	9.835	1:19.513	18	12.378	1:19.110	4	16.041	1:20.968
7	5.317	1:26.424	7	7.802	1:19.337	18	10.563	1:18.663	71	12.954	1:20.414	71	16.811	1:20.435
18	5.828	1:26.935	18	8.350	1:19.374	7	11.418	1:20.066	7	14.627	1:20.504	43	17.864	1:19.577
43	6.244	1:27.351	43	9.423	1:20.031	43	12.224	1:19.251	43	14.865	1:19.936	7	19.072	1:21.023
14	7.542	1:28.649	74	11.805	1:20.811	74	15.723	1:20.368	74	17.390	1:18.962	74	19.758	1:18.946
74	7.846	1:28.953	14	12.589	1:21.899	69	17.535	1:21.314	69	21.600	1:21.360	69	26.829	1:21.807
28	8.586	1:29.693	69	12.671	1:20.636	14	18.988	1:22.849	14	24.795	1:23.102	28	31.699	1:22.947
69	8.887	1:29.994	28	13.882	1:22.148	28	19.935	1:22.503	28	25.330	1:22.690	14	31.801	1:23.584

MCRCB BULLETIN TK068

2009 Focused Events KTM RC8 Super Cup & Under 25 Cup

RACE 1 - LAP CHART

Lap 6			Lap 7			Lap 8			Lap 9			Lap 10		
No	Behind	Laptime	No	Behind	Laptime	No	Behind	Laptime	No	Behind	Laptime	No	Behind	Laptime
23		1:17.515	23		1:19.169	23		1:19.324	23		1:18.908	23		1:19.979
77	8.030	1:17.217	77	7.828	1:18.967	33	9.247	1:20.197	33	10.922	1:20.583	33	10.879	1:19.936
33	8.817	1:18.245	33	8.374	1:18.726	77	10.041	1:21.537	88	10.977	1:19.828	88	11.022	1:20.024
88	8.880	1:17.457	88	8.558	1:18.847	88	10.057	1:20.823	77	11.447	1:20.314	77	11.587	1:20.119
81	11.892	1:19.232	81	12.502	1:19.779	81	12.111	1:18.933	81	12.620	1:19.417	81	11.854	1:19.213
1	13.014	1:19.189	1	15.170	1:21.325	1	16.080	1:20.234	1	17.194	1:20.022	1	16.665	1:19.450
11	14.070	1:18.479	11	15.604	1:20.703	11	16.363	1:20.083	11	17.473	1:20.018	11	17.180	1:19.686
16	14.782	1:19.289	16	15.919	1:20.306	16	17.065	1:20.470	16	17.921	1:19.764	18	17.461	1:18.911
18	16.445	1:18.949	18	17.296	1:20.020	18	17.560	1:19.588	18	18.529	1:19.877	16	17.741	1:19.799
21	17.148	1:19.197	21	18.097	1:20.118	21	19.840	1:21.067	21	21.782	1:20.850	21	21.803	1:20.000
4	18.930	1:20.404	4	20.849	1:21.088	43	21.541	1:19.627	43	23.159	1:20.526	43	22.664	1:19.484
43	19.689	1:19.340	43	21.238	1:20.718	4	22.935	1:21.410	4	24.814	1:20.787	4	24.608	1:19.773
71	20.040	1:20.744	71	23.240	1:22.369	71	25.106	1:21.190	71	27.678	1:21.480	71	28.903	1:21.204
7	22.275	1:20.718	74	25.435	1:22.072	74	27.143	1:21.032	74	29.435	1:21.200	74	29.448	1:19.992
74	22.532	1:20.289	7	25.455	1:22.349	7	27.874	1:21.743	7	30.042	1:21.076	7	31.875	1:21.812
69	32.871	1:23.557	69	38.783	1:25.081	69	44.282	1:24.823	69	50.775	1:25.401	69	56.192	1:25.396
14	38.586	1:24.300	14	43.763	1:24.346	14	50.772	1:26.333	14	57.263	1:25.399	14	1:01.609	1:24.325
28	38.987	1:24.803	28	44.599	1:24.781	28	51.141	1:25.866	28	57.425	1:25.192	28	1:03.082	1:25.636

MCRCB BULLETIN TK068

2009 Focused Events KTM RC8 Super Cup & Under 25 Cup

RACE 1 - LAP CHART

Lap 11			Lap 12			Lap 13			Lap 14		
No	Behind	Laptime	No	Behind	Laptime	No	Behind	Laptime	No	Behind	Laptime
23		1:21.502	23		1:23.929	23		1:23.357	23		1:26.764
33	10.084	1:20.707	33	7.227	1:21.072	33	4.860	1:20.990	33	0.430	1:22.334
88	10.272	1:20.752	88	7.711	1:21.368	81	5.583	1:21.026	88	0.981	1:21.856
81	10.550	1:20.198	81	7.914	1:21.293	88	5.889	1:21.535	81	1.472	1:22.653
77	11.233	1:21.148	77	8.997	1:21.693	77	7.029	1:21.389	77	3.187	1:22.922
11	16.215	1:20.537	18	13.489	1:20.812	18	10.894	1:20.762	18	6.007	1:21.877
18	16.606	1:20.647	11	13.699	1:21.413	11	12.167	1:21.825	11	7.569	1:22.166
1	17.214	1:22.051	1	16.130	1:22.845	1	15.239	1:22.466	1	13.793	1:25.318
16	18.026	1:21.787	16	19.741	1:25.644	43	20.826	1:24.150	21	21.209	1:25.092
21	22.177	1:21.876	43	20.033	1:21.714	21	22.881	1:23.830	43	21.723	1:27.661
43	22.248	1:21.086	21	22.408	1:24.160	16	23.121	1:26.737	4	23.932	1:25.727
4	24.548	1:21.442	4	24.905	1:24.286	4	24.969	1:23.421	71	24.278	1:25.107
71	29.282	1:21.881	71	27.254	1:21.901	71	25.935	1:22.038	16	24.534	1:28.177
74	30.468	1:22.522	74	30.705	1:24.166	74	31.179	1:23.831	74	32.365	1:27.950
7	32.792	1:22.419	7	33.106	1:24.243	7	34.475	1:24.726	7	35.084	1:27.373
69	1:02.195	1:27.505	69	1:05.005	1:26.739	69	1:09.658	1:28.010	69	1:12.872	1:29.978
14	1:05.821	1:25.714	14	1:08.894	1:27.002	14	1:12.661	1:27.124	14	1:13.616	1:27.719
28	1:09.028	1:27.448	28	1:12.748	1:27.649	28	1:16.973	1:27.582	28	1:21.751	1:31.542

MCRCB BULLETIN TK069

2009 Focused Events KTM RC8 Super Cup & Under 25 Cup

RACE 1 - POSITION CHART

No	Name	Laps Pos														
			1	2	3	4	5	6	7	8	9	10	11	12	13	14
23	Sam BISHOP	1	23	23	23	23	23	23	23	23	23	23	23	23	23	23
1	David WOOD	2	1	33	33	33	33	33	77	77	33	33	33	33	33	33
33	Francis WILLIAMSON	3	33	88	77	77	77	33	33	77	88	88	88	88	81	88
88	James EDMEADES	4	88	1	1	88	88	88	88	88	77	77	81	81	88	81
77	Jonathan RAILTON	5	77	77	88	1	81	81	81	81	81	81	77	77	77	77
4	Dave HEAL	6	4	81	81	81	1	1	1	1	1	1	11	18	18	18
81	Pauli PEKKANEN	7	81	4	16	16	16	11	11	11	11	11	18	11	11	11
71	Ritchie THORNTON	8	71	16	4	11	11	16	16	16	16	18	1	1	1	1
11	Kelvin REILLY	9	11	71	11	21	18	18	18	18	18	16	16	16	43	21
16	Taryn SKINNER	10	16	11	21	4	21	21	21	21	21	21	21	43	21	43
21	Adam FOSTER	11	21	21	71	18	4	4	4	43	43	43	43	21	16	4
7	Rob McNEALY	12	7	7	18	71	71	43	43	4	4	4	4	4	4	71
18	Jon PAINE	13	18	18	7	7	43	71	71	71	71	71	71	71	71	16
43	Ben TAYLOR	14	43	43	43	43	7	7	74	74	74	74	74	74	74	74
14	Nick HOBDEN	15	14	74	74	74	74	74	7	7	7	7	7	7	7	7
74	Rikki OWEN	16	74	14	69	69	69	69	69	69	69	69	69	69	69	69
28	Ben BROADWAY	17	28	69	14	14	28	14	14	14	14	14	14	14	14	14
69	Peter HASLER	18	69	28	28	28	14	28	28	28	28	28	28	28	28	28

MCRCB BULLETIN TK070

2009 Focused Events KTM RC8 Super Cup & Under 25 Cup

RACE 1 - SECTOR ANALYSIS

0	Alastair FAGAN				KYM UK / Fast Bikes Magazine						
1	David WOOD				KTM UK						
1-	127.8	44.947	137.5	1:23.397	8-	34.798	134.2	45.436	137.5	1:20.234	
2-	34.292	147.5	44.275	141.3	1:18.567	9-	34.909	138.1	45.113	138.1	1:20.022
3-	34.590	131.8	44.109	141.3	1:18.699	10-	34.694	138.7	44.756	139.2	1:19.450
4-	34.904	131.3	44.459	136.7	1:19.363	11-	35.100	133.2	46.951	138.4	1:22.051
5-	34.770	133.4	44.826	139.8	1:19.596	12-	35.572	130.1	47.273	137.0	1:22.845
6-	34.833	133.7	44.356	140.1	1:19.189	13-	35.784	131.8	46.682	137.8	1:22.466
7-	35.118	127.3	46.207	138.1	1:21.325	14-	36.821	120.5	48.497	136.1	1:25.318
4	Dave HEAL				Littlewood Fencing / D Heal R'g						
1-	132.4	45.435	137.8	1:24.566	8-	35.494	129.3	45.916	135.6	1:21.410	
2-	35.123	135.3	44.086	137.8	1:19.209	9-	35.698	131.3	45.089	137.0	1:20.787
3-	35.187	135.3	44.245	137.2	1:19.432	10-	34.945	135.0	44.828	136.7	1:19.773
4-	35.134	132.4	45.014	139.5	1:20.148	11-	35.793	135.8	45.649	137.5	1:21.442
5-	35.723	132.1	45.245	138.1	1:20.968	12-	36.442	123.4	47.844	136.7	1:24.286
6-	35.304	126.9	45.100	137.0	1:20.404	13-	35.974	119.2	47.447	136.1	1:23.421
7-	35.362	132.1	45.726	135.8	1:21.088	14-	37.298	116.3	48.429	134.8	1:25.727
7	Rob McNEALY				Bracken KTM						
1-	121.6	45.057	133.2	1:26.424	8-	35.773	124.3	45.970	131.8	1:21.743	
2-	34.866	128.8	44.471	133.2	1:19.337	9-	35.770	121.6	45.306	133.4	1:21.076
3-	35.553	129.1	44.513	132.1	1:20.066	10-	36.595	122.2	45.217	129.3	1:21.812
4-	35.668	124.5	44.836	131.3	1:20.504	11-	36.082	120.5	46.337	131.1	1:22.419
5-	35.708	127.8	45.315	132.9	1:21.023	12-	36.307	118.8	47.936	128.6	1:24.243
6-	35.576	123.1	45.142	132.1	1:20.718	13-	37.044	122.2	47.682	128.3	1:24.726
7-	35.799	121.6	46.550	135.6	1:22.349	14-	37.826	103.2	49.547	127.6	1:27.373
11	Kelvin REILLY				Inmoto Corse						
1-	130.8	44.870	138.7	1:25.603	8-	34.650	134.8	45.433	137.8	1:20.083	
2-	34.676	130.3	44.923	139.5	1:19.599	9-	34.980	137.2	45.038	138.4	1:20.018
3-	34.677	136.7	43.669	138.7	1:18.346	10-	34.732	139.5	44.954	135.3	1:19.686
4-	34.830	135.3	44.294	137.0	1:19.124	11-	35.034	132.4	45.503	135.6	1:20.537
5-	34.579	134.5	44.137	139.8	1:18.716	12-	35.100	142.5	46.313	136.4	1:21.413
6-	34.502	136.4	43.977	137.5	1:18.479	13-	35.406	131.3	46.419	135.6	1:21.825
7-	34.554	131.8	46.149	137.2	1:20.703	14-	35.579	139.5	46.587	135.6	1:22.166
14	Nick HOBDEN				Littlewood Fencing / D Heal R'g						
1-	116.3	46.180	133.4	1:28.649	8-	38.508	112.2	47.825	131.1	1:26.333	
2-	35.257	122.5	46.642	133.4	1:21.899	9-	36.920	114.3	48.479	129.1	1:25.399
3-	36.054	117.1	46.795	131.8	1:22.849	10-	36.934	115.1	47.391	131.1	1:24.325
4-	35.923	114.1	47.179	131.6	1:23.102	11-	36.525	113.0	49.189	129.3	1:25.714
5-	35.835	116.7	47.749	130.6	1:23.584	12-	36.773	111.8	50.229	127.6	1:27.002
6-	36.574	114.5	47.726	132.4	1:24.300	13-	37.738	110.7	49.386	127.1	1:27.124
7-	36.088	114.5	48.258	131.1	1:24.346	14-	37.755	104.7	49.964	128.6	1:27.719
16	Taryn SKINNER				C CarCarc Racing						
1-	126.4	44.635	138.7	1:25.832	8-	35.072	128.3	45.398	136.1	1:20.470	
2-	34.313	135.3	43.895	134.8	1:18.208	9-	34.879	130.1	44.885	137.0	1:19.764
3-	34.471	137.0	43.777	137.0	1:18.248	10-	35.052	128.3	44.747	136.1	1:19.799
4-	34.863	127.8	44.300	136.1	1:19.163	11-	36.072	120.9	45.715	135.3	1:21.787
5-	35.160	129.3	44.679	136.4	1:19.839	12-	36.443	110.9	49.201	131.8	1:25.644
6-	34.997	129.8	44.292	135.8	1:19.289	13-	38.112	107.5	48.625	131.3	1:26.737
7-	34.504	120.7	45.802	135.3	1:20.306	14-	37.753	99.0	50.424	124.7	1:28.177
18	Jon PAINE				C Jon Paine Racing						
1-	128.6	45.063	135.6	1:26.935	8-	34.902	135.6	44.686	135.6	1:19.588	
2-	35.017	136.1	44.357	135.3	1:19.374	9-	34.933	136.1	44.944	135.6	1:19.877
3-	34.804	136.1	43.859	134.5	1:18.663	10-	34.533	137.5	44.378	135.8	1:18.911
4-	34.823	137.5	44.287	135.0	1:19.110	11-	35.237	131.3	45.410	135.0	1:20.647
5-	34.961	138.7	44.250	133.4	1:19.211	12-	35.341	131.3	45.471	132.9	1:20.812

Snetterton
Circuit Length = 1.9520 miles
Start: 16:46 End: 17:06

Weather / Track : Rain / Wet

MCRCB BULLETIN TK070

2009 Focused Events KTM RC8 Super Cup & Under 25 Cup

RACE 1 - SECTOR ANALYSIS

6-	34.823	138.1	44.126	133.7	1:18.949	13-	35.269	130.3	45.493	133.2	1:20.762
7-	34.870	138.4	45.150	134.8	1:20.020	14-	35.791	129.6	46.086	131.8	1:21.877
21	Adam FOSTER					C	Fozzy Racing				
1-		121.1	44.420	135.8	1:26.175	8-	35.702	113.9	45.365	131.8	1:21.067
2-	34.857	129.3	44.191	133.7	1:19.048	9-	35.762	117.1	45.088	132.9	1:20.850
3-	34.947	133.2	44.044	135.0	1:18.991	10-	35.496	123.8	44.504	133.9	1:20.000
4-	34.686	135.8	44.246	135.6	1:18.932	11-	35.902	117.7	45.974	131.1	1:21.876
5-	36.093	129.1	44.509	133.7	1:20.602	12-	36.788	114.1	47.372	131.3	1:24.160
6-	35.315	126.1	43.882	133.2	1:19.197	13-	36.772	112.6	47.058	129.6	1:23.830
7-	34.874	122.0	45.244	132.6	1:20.118	14-	37.237	109.1	47.855	131.8	1:25.092
23	Sam BISHOP					C	Kester Cunningham John/Sam Bishop				
1-		135.6	43.388	138.7	1:21.107	8-	34.721	134.8	44.603	136.7	1:19.324
2-	34.048	134.2	42.804	136.1	1:16.852	9-	34.762	134.5	44.146	132.6	1:18.908
3-	33.807	135.0	42.643	137.8	1:16.450	10-	35.220	133.2	44.759	137.0	1:19.979
4-	34.423	135.0	42.872	137.5	1:17.295	11-	35.665	126.6	45.837	134.5	1:21.502
5-	33.772	132.1	42.806	137.0	1:16.578	12-	36.212	117.1	47.717	134.8	1:23.929
6-	33.936	135.8	43.579	137.0	1:17.515	13-	36.244	122.5	47.113	135.6	1:23.357
7-	34.376	129.1	44.793	137.0	1:19.169	14-	35.100	132.6	51.664	135.3	1:26.764
28	Ben BROADWAY					C	Ben Broadway Racing				
1-		122.9	46.391	135.6	1:29.693	8-	37.772	107.4	48.094	133.9	1:25.866
2-	36.004	114.5	46.144	134.5	1:22.148	9-	37.242	111.1	47.950	134.2	1:25.192
3-	36.354	113.9	46.149	135.3	1:22.503	10-	37.757	108.4	47.879	131.8	1:25.636
4-	36.597	117.3	46.093	134.8	1:22.690	11-	38.015	107.0	49.433	133.7	1:27.448
5-	36.200	115.3	46.747	134.2	1:22.947	12-	38.402	105.0	49.247	132.1	1:27.649
6-	37.308	110.6	47.495	132.9	1:24.803	13-	38.492	110.4	49.090	131.8	1:27.582
7-	36.652	109.1	48.129	132.1	1:24.781	14-	39.636	99.0	51.906	130.8	1:31.542
33	Francis WILLIAMSON					SJ Racing / Bracken Motorcycles					
1-		137.2	44.572	142.2	1:23.527	8-	34.516	140.1	45.681	136.1	1:20.197
2-	34.159	148.1	43.804	138.1	1:17.963	9-	35.266	138.9	45.317	138.1	1:20.583
3-	34.609	134.8	43.878	133.4	1:18.487	10-	34.773	141.0	45.163	136.7	1:19.936
4-	34.623	138.9	43.779	138.4	1:18.402	11-	35.316	137.0	45.391	137.2	1:20.707
5-	34.430	139.8	43.560	138.7	1:17.990	12-	35.082	139.2	45.990	138.4	1:21.072
6-	34.254	143.1	43.991	139.5	1:18.245	13-	35.100	134.2	45.890	136.4	1:20.990
7-	34.023	136.1	44.703	138.7	1:18.726	14-	35.748	135.3	46.586	138.7	1:22.334
43	Ben TAYLOR					M & B Motorsport					
1-		117.5	45.127	141.3	1:27.351	8-	35.014	135.3	44.613	139.8	1:19.627
2-	35.275	129.1	44.756	139.2	1:20.031	9-	35.654	120.3	44.872	138.9	1:20.526
3-	34.938	124.7	44.313	140.4	1:19.251	10-	34.952	127.6	44.532	138.9	1:19.484
4-	35.160	123.6	44.776	141.0	1:19.936	11-	35.667	118.6	45.419	141.3	1:21.086
5-	35.264	130.1	44.313	139.5	1:19.577	12-	35.345	121.4	46.369	139.2	1:21.714
6-	34.699	123.1	44.641	139.2	1:19.340	13-	37.376	110.7	46.774	135.3	1:24.150
7-	34.761	123.4	45.957	139.8	1:20.718	14-	39.114	90.8	48.547	117.3	1:27.661
69	Peter HASLER					Art Of Racing / Boast Plumbing					
1-		120.5	46.717	139.5	1:29.994	8-	36.701	119.6	48.122	130.3	1:24.823
2-	35.538	124.3	45.098	138.7	1:20.636	9-	37.387	119.4	48.014	132.1	1:25.401
3-	35.757	120.9	45.557	137.5	1:21.314	10-	36.495	113.2	48.901	128.8	1:25.396
4-	35.468	111.7	45.892	137.0	1:21.360	11-	37.239	112.4	50.266	133.4	1:27.505
5-	35.766	120.7	46.041	136.7	1:21.807	12-	37.409	112.8	49.330	135.0	1:26.739
6-	36.348	116.1	47.209	134.5	1:23.557	13-	37.931	104.5	50.079	131.6	1:28.010
7-	36.196	114.7	48.885	129.6	1:25.081	14-	39.658	105.7	50.320	133.9	1:29.978
71	Ritchie THORNTON					TA Creative Ltd / P&H Motorcycles					
1-		129.6	45.120	135.8	1:25.313	8-	35.337	125.9	45.853	137.5	1:21.190
2-	34.792	127.6	44.626	138.9	1:19.418	9-	35.872	126.6	45.608	137.0	1:21.480
3-	34.752	130.6	44.761	137.5	1:19.513	10-	35.227	129.1	45.977	136.1	1:21.204
4-	35.467	130.1	44.947	137.2	1:20.414	11-	35.844	125.9	46.037	137.5	1:21.881
5-	35.554	127.6	44.881	137.5	1:20.435	12-	35.246	129.3	46.655	138.1	1:21.901
6-	35.456	121.1	45.288	138.7	1:20.744	13-	35.349	129.8	46.689	136.7	1:22.038

Snetterton
Circuit Length = 1.9520 miles
Start: 16:46 End: 17:06

Weather / Track : Rain / Wet

MCRCB BULLETIN TK070

2009 Focused Events KTM RC8 Super Cup & Under 25 Cup

RACE 1 - SECTOR ANALYSIS

7-	35.607	118.6	46.762	136.7	1:22.369	14-	36.874	108.2	48.233	134.8	1:25.107
74	Rikki OWEN		RO Racing								
1-		114.5	46.377	137.8	1:28.953	8-	35.630	126.9	45.402	136.1	1:21.032
2-	35.438	119.6	45.373	136.1	1:20.811	9-	35.622	116.5	45.578	136.7	1:21.200
3-	35.485	123.1	44.883	136.1	1:20.368	10-	34.411	124.7	45.581	137.2	1:19.992
4-	34.615	125.7	44.347	137.5	1:18.962	11-	36.050	116.3	46.472	135.6	1:22.522
5-	34.560	128.1	44.386	137.8	1:18.946	12-	36.232	112.0	47.934	135.6	1:24.166
6-	35.348	115.5	44.941	138.1	1:20.289	13-	36.134	115.5	47.697	134.5	1:23.831
7-	35.318	124.0	46.754	128.8	1:22.072	14-	37.680	98.5	50.270	128.8	1:27.950
77	Jonathan RAILTON		C Ducks X Racing								
1-		131.6	44.199	141.3	1:23.893	8-	35.038	132.9	46.499	135.8	1:21.537
2-	34.387	139.8	43.794	143.1	1:18.181	9-	35.262	133.7	45.052	138.9	1:20.314
3-	34.904	133.9	43.426	139.2	1:18.330	10-	35.055	130.6	45.064	139.5	1:20.119
4-	34.673	132.9	43.537	139.8	1:18.210	11-	35.248	128.6	45.900	138.7	1:21.148
5-	34.508	135.3	43.488	140.7	1:17.996	12-	35.450	123.6	46.243	138.7	1:21.693
6-	34.121	137.5	43.096	137.8	1:17.217	13-	35.457	122.0	45.932	137.5	1:21.389
7-	34.351	133.7	44.616	137.2	1:18.967	14-	36.076	124.5	46.846	133.7	1:22.922
81	Pauli PEKKANEN		Inmoto Corse								
1-		125.7	45.201	140.4	1:24.675	8-	34.270	130.3	44.663	139.8	1:18.933
2-	34.256	130.3	43.918	140.1	1:18.174	9-	34.593	132.4	44.824	139.5	1:19.417
3-	34.226	138.9	43.944	141.9	1:18.170	10-	34.858	129.6	44.355	140.1	1:19.213
4-	34.701	130.8	44.345	142.5	1:19.046	11-	34.941	131.6	45.257	139.5	1:20.198
5-	34.673	138.1	43.719	138.7	1:18.392	12-	35.013	132.9	46.280	139.8	1:21.293
6-	34.770	129.1	44.462	137.0	1:19.232	13-	35.012	130.8	46.014	137.8	1:21.026
7-	34.510	127.6	45.269	138.4	1:19.779	14-	36.147	124.0	46.506	138.4	1:22.653
88	James EDMEADES		Redline Motorcycles / VCG								
1-		129.3	44.164	139.8	1:23.698	8-	34.906	129.6	45.917	133.4	1:20.823
2-	34.643	137.8	43.573	138.1	1:18.216	9-	35.246	136.4	44.582	136.4	1:19.828
3-	35.152	137.5	43.799	140.1	1:18.951	10-	35.210	134.5	44.814	137.8	1:20.024
4-	34.878	133.2	43.559	138.1	1:18.437	11-	35.524	132.1	45.228	137.8	1:20.752
5-	34.651	137.5	43.267	137.5	1:17.918	12-	35.265	133.9	46.103	136.7	1:21.368
6-	34.219	139.5	43.238	138.4	1:17.457	13-	35.331	127.3	46.204	137.5	1:21.535
7-	34.394	139.5	44.453	138.7	1:18.847	14-	35.908	119.4	45.948	135.6	1:21.856

Snetterton
Circuit Length = 1.9520 miles
Start: 16:46 End: 17:06

Weather / Track : Rain / Wet

MCRCB BULLETIN TK071

2009 Focused Events KTM RC8 Super Cup & Under 25 Cup

RACE 1 - SPEED TRAPS

SECTOR 1				SECTOR 2			FINISH LINE		
POS	NO	NAME	MPH	NO	NAME	MPH	NO	NAME	MPH
1	33	Francis WILLIAMSON	148.1				77	Jonathan RAILTON	143.1
2	1	David WOOD	147.5				81	Pauli PEKKANEN	142.5
3	11	Kelvin REILLY	142.5				33	Francis WILLIAMSON	142.2
4	77	Jonathan RAILTON	139.8				1	David WOOD	141.3
5	88	James EDMEADES	139.5				43	Ben TAYLOR	141.3
6	81	Pauli PEKKANEN	138.9				88	James EDMEADES	140.1
7	18	Jon PAINE	138.7				11	Kelvin REILLY	139.8
8	16	Taryn SKINNER	137.0				4	Dave HEAL	139.5
9	4	Dave HEAL	135.8				69	Peter HASLER	139.5
10	21	Adam FOSTER	135.8				71	Ritchie THORNTON	138.9
11	23	Sam BISHOP	135.8				16	Taryn SKINNER	138.7
12	43	Ben TAYLOR	135.3				23	Sam BISHOP	138.7
13	71	Ritchie THORNTON	130.6				74	Rikki OWEN	138.1
14	7	Rob McNEALY	129.1				18	Jon PAINE	135.8
15	74	Rikki OWEN	128.1				21	Adam FOSTER	135.8
16	69	Peter HASLER	124.3				7	Rob McNEALY	135.6
17	28	Ben BROADWAY	122.9				28	Ben BROADWAY	135.6
18	14	Nick HOB DEN	122.5				14	Nick HOB DEN	133.4

Weather / Track : Rain / Wet

www.tsl-timing.com

Snetterton
Circuit Length = 1.9520 miles
Start: 16:46 End: 17:06

Printed - 17.08 Saturday, 20 June 2009

MCRCB BULLETIN TK072

2009 Focused Events KTM RC8 Super Cup & Under 25 Cup

RACE 1 - BEST SECTORS

SECTOR 1			SECTOR 2			IDEAL / BEST COMPARISON						
POS	NO	NAME	TIME	NO	NAME	TIME	POS	NO	NAME	IDEAL	BEST	DIFF
1	23	BISHOP	33.772	23	BISHOP	42.643	1	23	BISHOP	1:16.415	1:16.450	0.035
2	33	WILLIAMSON	34.023	77	RAILTON	43.096	2	77	RAILTON	1:17.217	1:17.217	0.000
3	77	RAILTON	34.121	88	EDMEADES	43.238	3	88	EDMEADES	1:17.457	1:17.457	0.000
4	88	EDMEADES	34.219	33	WILLIAMSON	43.560	4	33	WILLIAMSON	1:17.583	1:17.963	0.380
5	81	PEKKANEN	34.226	11	REILLY	43.669	5	81	PEKKANEN	1:17.945	1:18.170	0.225
6	1	WOOD	34.292	81	PEKKANEN	43.719	6	16	SKINNER	1:18.090	1:18.208	0.118
7	16	SKINNER	34.313	16	SKINNER	43.777	7	11	REILLY	1:18.171	1:18.346	0.175
8	74	OWEN	34.411	18	PAINE	43.859	8	18	PAINE	1:18.392	1:18.663	0.271
9	11	REILLY	34.502	21	FOSTER	43.882	9	1	WOOD	1:18.401	1:18.567	0.166
10	18	PAINE	34.533	4	HEAL	44.086	10	21	FOSTER	1:18.568	1:18.932	0.364
11	21	FOSTER	34.686	1	WOOD	44.109	11	74	OWEN	1:18.758	1:18.946	0.188
12	43	TAYLOR	34.699	43	TAYLOR	44.313	12	43	TAYLOR	1:19.012	1:19.251	0.239
13	71	THORNTON	34.752	74	OWEN	44.347	13	4	HEAL	1:19.031	1:19.209	0.178
14	7	McNEALY	34.866	7	McNEALY	44.471	14	7	McNEALY	1:19.337	1:19.337	0.000
15	4	HEAL	34.945	71	THORNTON	44.626	15	71	THORNTON	1:19.378	1:19.418	0.040
16	14	HOBDEN	35.257	69	HASLER	45.098	16	69	HASLER	1:20.566	1:20.636	0.070
17	69	HASLER	35.468	28	BROADWAY	46.093	17	14	HOBDEN	1:21.437	1:21.899	0.462
18	28	BROADWAY	36.004	14	HOBDEN	46.180	18	28	BROADWAY	1:22.097	1:22.148	0.051
									Perfect lap	1:16.415		

MCRCB BULLETIN TK089

2009 Focused Events KTM RC8 Super Cup & Under 25 Cup WARM-UP - CLASSIFICATION

POS	NO	CL	NAME	ENTRY	TIME	ON	LAPS	GAP	DIFF	MPH
1	11		Kelvin REILLY	KTM - Inmoto Corse	1:12.663	6	8			96.70
2	1		David WOOD	KTM - KTM UK	1:13.002	6	7	0.339	0.339	96.25
3	23	C	Sam BISHOP	KTM - Kester Cunningham John/Sam Bishop	1:13.107	5	7	0.444	0.105	96.12
4	77	C	Jonathan RAILTON	KTM - Ducks X Racing	1:13.525	2	5	0.862	0.418	95.57
5	43		Ben TAYLOR	KTM - M & B Motorsport	1:13.732	3	7	1.069	0.207	95.30
6	4		Dave HEAL	KTM - Littlewood Fencing / D Heal R'g	1:13.782	7	7	1.119	0.050	95.24
7	0		Alastair FAGAN	KTM - KYM UK / Fast Bikes Magazine	1:13.991	4	4	1.328	0.209	94.97
8	33		Francis WILLIAMSON	KTM - SJ Racing / Bracken Motorcycles	1:14.040	2	6	1.377	0.049	94.90
9	81		Pauli PEKKANEN	KTM - Inmoto Corse	1:14.040	5	5	1.377	0.000	94.90
10	71		Ritchie THORNTON	KTM - TA Creative Ltd / P&H Motorcycles	1:15.970	5	6	3.307	1.930	92.49
11	7		Rob McNEALY	KTM - Bracken KTM	1:16.090	5	7	3.427	0.120	92.35
12	88		James EDMEADES	KTM - Redline Motorcycles / VCG	1:16.172	5	6	3.509	0.082	92.25
13	14		Nick HOBDEN	KTM - Littlewood Fencing / D Heal R'g	1:16.497	5	6	3.834	0.325	91.86
14	28	C	Ben BROADWAY	KTM - Ben Broadway Racing	1:16.662	5	7	3.999	0.165	91.66
15	74		Rikki OWEN	KTM - RO Racing	1:17.542	5	7	4.879	0.880	90.62
16	10		Andrew MARRIOTT	KTM - AMR Racing	1:17.814	4	6	5.151	0.272	90.30
17	21	C	Adam FOSTER	KTM - Fozzy Racing	1:18.262	4	6	5.599	0.448	89.78
18	16	C	Taryn SKINNER	KTM - CarCarc Racing	1:19.786	4	6	7.123	1.524	88.07
19	69		Peter HASLER	KTM - Art Of Racing / Boast Plumbing	1:21.425	5	6	8.762	1.639	86.30
20	13		Andy BATTYE	KTM - Anthracite Racing	1:22.642	4	5	9.979	1.217	85.03

Weather / Track : Cloudy / Dry

These results are provisional until the conclusion of any judicial and technical matters.

Snetterton
Circuit Length = 1.9520 miles
Start: 09:00 End: 09:11

Race Director :

Stewards :

Timekeeper :

MCRCB BULLETIN TK090

2009 Focused Events KTM RC8 Super Cup & Under 25 Cup

WARM-UP - SECTOR ANALYSIS

0	Alastair FAGAN				KYM UK / Fast Bikes Magazine						
1-	Out	118.6	46.449	135.8	1:27.156	3-	32.448	136.1	41.963	137.0	1:14.411
2-	34.526	124.0	43.760	139.2	1:18.286	4-	32.331	136.1	41.660	141.0	1:13.991
1	David WOOD				KTM UK						
1-	Out	117.9	46.733	139.8	1:26.155	5-	32.139	141.3	41.639	141.3	1:13.778
2-	33.387	131.8	43.886	139.5	1:17.273	6-	31.592	138.7	41.410	141.9	1:13.002
3-	32.023	146.8	42.032	142.8	1:14.055	7-	31.436	141.9	42.714	144.0	1:14.150
4-	32.319	134.2	41.954	142.2	1:14.273						
4	Dave HEAL				Littlewood Fencing / D Heal R'g						
1-	Out	108.4	47.994	135.0	1:31.843	5-	32.820	148.1	41.301	141.0	1:14.121
2-	35.164	132.1	44.273	137.2	1:19.437	6-	32.563	146.8	41.751	138.4	1:14.314
3-	33.063	142.8	42.371	138.1	1:15.434	7-	32.103	145.9	41.679	138.4	1:13.782
4-	32.454	144.3	41.671	141.0	1:14.125						
7	Rob McNEALY				Bracken KTM						
1-	Out	106.0	47.305	132.1	1:29.717	5-	33.174	128.8	42.916	135.6	1:16.090
2-	34.411	124.5	43.979	133.4	1:18.390	6-	33.272	135.6	43.198	136.7	1:16.470
3-	33.664	124.0	43.900	132.6	1:17.564	7-	33.263	133.2	43.263	131.8	1:16.526
4-	33.400	126.4	43.412	132.4	1:16.812						
10	Andrew MARRIOTT				AMR Racing						
1-	Out	121.4	48.052	135.3	1:33.218	4-	33.321	132.1	44.493	135.6	1:17.814
2-	34.789	126.4	45.663	135.6	1:20.452	5-	34.080	123.4	In		3:05.273P
3-	33.911	129.1	43.943	135.3	1:17.854	6-	Out	116.7	45.815	133.4	1:25.418
11	Kelvin REILLY				Inmoto Corse						
1-	Out	127.6	45.731	136.1	1:28.009	5-	32.303	143.7	41.404	137.5	1:13.707
2-	33.414	136.4	43.301	138.1	1:16.715	6-	31.784	146.2	40.879	137.5	1:12.663
3-	32.880	138.9	42.866	138.1	1:15.746	7-	32.059	145.9	41.398	137.5	1:13.457
4-	32.454	144.9	41.702	138.4	1:14.156	8-	32.285	141.9	41.876	137.2	1:14.161
13	Andy BATTYE				Anthracite Racing						
1-	Out	114.9	50.952	136.7	1:34.727	4-	35.594	124.5	47.048	137.0	1:22.642
2-	36.880	122.0	48.765	137.5	1:25.645	5-	35.725	128.1	47.326	137.0	1:23.051
3-	36.186	127.1	47.774	135.0	1:23.960						
14	Nick HOBDEN				Littlewood Fencing / D Heal R'g						
1-	Out	104.5	47.435	134.5	1:30.488	4-	33.754	141.0	43.812	134.8	1:17.566
2-	34.135	123.4	44.654	133.9	1:18.789	5-	33.364	137.8	43.133	135.3	1:16.497
3-	33.947	126.9	44.070	134.8	1:18.017	6-	33.904	141.3	44.392	134.2	1:18.296
16	Taryn SKINNER				C CarCarc Racing						
1-	Out	98.4	50.801	133.9	1:32.852	4-	34.410	131.6	45.376	135.8	1:19.786
2-	35.432	116.1	47.339	136.1	1:22.771	5-	35.442	131.6	In		2:42.322P
3-	35.824	94.1	48.440	136.7	1:24.264	6-	Out	119.2	46.131	131.3	1:22.907
21	Adam FOSTER				C Fozzy Racing						
1-	Out	113.4	46.615	132.9	1:30.516	4-	33.743	129.3	44.519	134.5	1:18.262
2-	35.384	122.0	45.525	133.4	1:20.909	5-	33.732	131.8	In		2:55.609P
3-	34.731	129.6	44.201	133.2	1:18.932	6-	Out	109.1	50.244	122.5	1:30.443
23	Sam BISHOP				C Kester Cunningham John/Sam Bishop						
1-	Out	121.6	46.558	141.3	1:27.327	5-	32.055	142.2	41.052	142.8	1:13.107
2-	33.461	136.4	43.414	141.9	1:16.875	6-	32.005	141.6	41.515	141.9	1:13.520
3-	32.268	143.4	42.361	141.6	1:14.629	7-	31.912	141.0	43.187	139.2	1:15.099
4-	32.400	141.0	41.840	141.6	1:14.240						
28	Ben BROADWAY				C Ben Broadway Racing						
1-	34.053	135.8	45.565	135.0	1:19.618	5-	33.025	139.2	43.637	135.6	1:16.662
2-	34.073	135.8	43.929	135.8	1:18.002	6-	33.120	133.4	43.930	136.7	1:17.050

Snetterton
Circuit Length = 1.9520 miles
Start: 09:00 End: 09:11

Weather / Track : Cloudy / Dry

MCRCB BULLETIN TK090

2009 Focused Events KTM RC8 Super Cup & Under 25 Cup

WARM-UP - SECTOR ANALYSIS

3-	33.347	133.7	43.993	134.5	1:17.340	7-	33.556	128.1	45.195	133.7	1:18.751
4-	33.491	135.8	44.099	133.7	1:17.590						
33	Francis WILLIAMSON					SJ Racing / Bracken Motorcycles					
1-	32.346	149.8	42.276	140.1	1:14.622	4-	32.935	131.8	42.744	139.2	1:15.679
2-	32.321	145.3	41.719	139.5	1:14.040	5-	33.168	144.3	42.099	139.8	1:15.267
3-	32.760	148.1	42.053	141.9	1:14.813	6-	32.872	135.3	In		2:17.057 P
43	Ben TAYLOR					M & B Motorsport					
1-	33.210	137.2	43.338	138.4	1:16.548	5-	32.738	140.4	43.278	142.2	1:16.016
2-	32.572	142.2	41.895	137.2	1:14.467	6-	33.144	129.3	42.703	140.1	1:15.847
3-	32.268	149.5	41.464	143.7	1:13.732	7-	32.505	148.1	42.407	139.5	1:14.912
4-	33.065	132.6	43.052	141.3	1:16.117						
69	Peter HASLER					Art Of Racing / Boast Plumbing					
1-	Out	105.8	50.462	135.0	1:34.708	4-	34.680	113.2	46.746	138.9	1:21.426
2-	36.639	107.4	48.655	139.5	1:25.294	5-	34.955	114.1	46.470	136.1	1:21.425
3-	35.630	115.5	46.722	137.0	1:22.352	6-	35.448	124.3	46.401	138.1	1:21.849
71	Ritchie THORNTON					TA Creative Ltd / P&H Motorcycles					
1-	Out	106.4	46.607	135.3	1:29.877	4-	32.854	138.1	43.654	136.1	1:16.508
2-	33.773	129.8	44.066	137.5	1:17.839	5-	33.048	133.9	42.922	136.4	1:15.970
3-	33.457	131.3	43.255	138.4	1:16.712	6-	33.042	132.9	43.546	137.2	1:16.588
74	Rikki OWEN					RO Racing					
1-	Out	102.9	53.282	133.9	1:39.141	5-	33.845	131.1	43.697	138.7	1:17.542
2-	36.427	121.4	46.748	137.5	1:23.175	6-	33.701	126.6	44.499	137.5	1:18.200
3-	34.788	115.7	45.825	137.2	1:20.613	7-	33.469	122.0	44.131	136.7	1:17.600
4-	34.406	115.1	44.765	138.1	1:19.171						
77	Jonathan RAILTON					C Ducks X Racing					
1-	33.015	137.0	42.663	139.2	1:15.678	4-	31.553	145.6	42.459	142.5	1:14.012
2-	32.135	144.3	41.390	141.0	1:13.525	5-	32.224	151.8	41.888	138.7	1:14.112
3-	33.738	146.5	41.599	139.8	1:15.337						
81	Pauli PEKKANEN					Inmoto Corse					
1-	Out	107.5	47.209	140.4	1:26.944	4-	33.033	132.1	42.863	140.4	1:15.896
2-	33.772	122.2	45.232	137.0	1:19.004	5-	32.087	135.3	41.953	140.7	1:14.040
3-	33.316	130.8	44.202	138.4	1:17.518						
88	James EDMEADES					Redline Motorcycles / VCG					
1-	Out	117.3	48.750	135.6	1:31.341	4-	33.886	137.2	43.311	137.8	1:17.197
2-	35.494	125.7	46.874	137.5	1:22.368	5-	33.008	139.2	43.164	138.9	1:16.172
3-	34.520	127.8	44.584	135.8	1:19.104	6-	32.955	131.6	43.321	138.7	1:16.276

Snetterton
Circuit Length = 1.9520 miles
Start: 09:00 End: 09:11

Weather / Track : Cloudy / Dry

MCRCB BULLETIN TK091

2009 Focused Events KTM RC8 Super Cup & Under 25 Cup

WARM-UP - SPEED TRAPS

SECTOR 1				SECTOR 2			FINISH LINE		
POS	NO	NAME	MPH	NO	NAME	MPH	NO	NAME	MPH
1	77	Jonathan RAILTON	151.8				1	David WOOD	144.0
2	33	Francis WILLIAMSON	149.8				43	Ben TAYLOR	143.7
3	43	Ben TAYLOR	149.5				23	Sam BISHOP	142.8
4	4	Dave HEAL	148.1				77	Jonathan RAILTON	142.5
5	1	David WOOD	146.8				33	Francis WILLIAMSON	141.9
6	11	Kelvin REILLY	146.2				0	Alastair FAGAN	141.0
7	23	Sam BISHOP	143.4				4	Dave HEAL	141.0
8	14	Nick HOB DEN	141.3				81	Pauli PEKKANEN	140.7
9	28	Ben BROADWAY	139.2				69	Peter HASLER	139.5
10	88	James EDMEADES	139.2				88	James EDMEADES	138.9
11	71	Ritchie THORNTON	138.1				74	Rikki OWEN	138.7
12	0	Alastair FAGAN	136.1				11	Kelvin REILLY	138.4
13	7	Rob McNEALY	135.6				71	Ritchie THORNTON	138.4
14	81	Pauli PEKKANEN	135.3				13	Andy BATTYE	137.5
15	10	Andrew MARRIOTT	132.1				7	Rob McNEALY	136.7
16	21	Adam FOSTER	131.8				16	Taryn SKINNER	136.7
17	16	Taryn SKINNER	131.6				28	Ben BROADWAY	136.7
18	74	Rikki OWEN	131.1				10	Andrew MARRIOTT	135.6
19	13	Andy BATTYE	128.1				14	Nick HOB DEN	135.3
20	69	Peter HASLER	124.3				21	Adam FOSTER	134.5

Weather / Track : Cloudy / Dry

www.tsl-timing.com

Snetterton
Circuit Length = 1.9520 miles
Start: 09:00 End: 09:11

Printed - 09.13 Sunday, 21 June 2009

MCRCB BULLETIN TK092

2009 Focused Events KTM RC8 Super Cup & Under 25 Cup


WARM-UP - BEST SECTORS

SECTOR 1			SECTOR 2			IDEAL / BEST COMPARISON						
POS	NO	NAME	TIME	NO	NAME	TIME	POS	NO	NAME	IDEAL	BEST	DIFF
1	1	WOOD	31.436	11	REILLY	40.879	1	11	REILLY	1:12.663	1:12.663	0.000
2	77	RAILTON	31.553	23	BISHOP	41.052	2	1	WOOD	1:12.846	1:13.002	0.156
3	11	REILLY	31.784	4	HEAL	41.301	3	77	RAILTON	1:12.943	1:13.525	0.582
4	23	BISHOP	31.912	77	RAILTON	41.390	4	23	BISHOP	1:12.964	1:13.107	0.143
5	81	PEKKANEN	32.087	1	WOOD	41.410	5	4	HEAL	1:13.404	1:13.782	0.378
6	4	HEAL	32.103	43	TAYLOR	41.464	6	43	TAYLOR	1:13.732	1:13.732	0.000
7	43	TAYLOR	32.268	0	FAGAN	41.660	7	0	FAGAN	1:13.991	1:13.991	0.000
8	33	WILLIAMSON	32.321	33	WILLIAMSON	41.719	8	33	WILLIAMSON	1:14.040	1:14.040	0.000
9	0	FAGAN	32.331	81	PEKKANEN	41.953	9	81	PEKKANEN	1:14.040	1:14.040	0.000
10	71	THORNTON	32.854	7	McNEALY	42.916	10	71	THORNTON	1:15.776	1:15.970	0.194
11	88	EDMEADES	32.955	71	THORNTON	42.922	11	7	McNEALY	1:16.090	1:16.090	0.000
12	28	BROADWAY	33.025	14	HOBDEN	43.133	12	88	EDMEADES	1:16.119	1:16.172	0.053
13	7	McNEALY	33.174	88	EDMEADES	43.164	13	14	HOBDEN	1:16.497	1:16.497	0.000
14	10	MARRIOTT	33.321	28	BROADWAY	43.637	14	28	BROADWAY	1:16.662	1:16.662	0.000
15	14	HOBDEN	33.364	74	OWEN	43.697	15	74	OWEN	1:17.166	1:17.542	0.376
16	74	OWEN	33.469	10	MARRIOTT	43.943	16	10	MARRIOTT	1:17.264	1:17.814	0.550
17	21	FOSTER	33.732	21	FOSTER	44.201	17	21	FOSTER	1:17.933	1:18.262	0.329
18	16	SKINNER	34.410	16	SKINNER	45.376	18	16	SKINNER	1:19.786	1:19.786	0.000
19	69	HASLER	34.680	69	HASLER	46.401	19	69	HASLER	1:21.081	1:21.425	0.344
20	13	BATTYE	35.528	13	BATTYE	47.048	20	13	BATTYE	1:22.576	1:22.642	0.066
Perfect lap										1:12.315		

MCRCB BULLETIN TK093

2009 Focused Events KTM RC8 Super Cup & Under 25 Cup

RACE 4 - FINAL GRID

ROW 6				1:24.087 13 Andy BATTYE
ROW 5	1:22.772 21 Adam FOSTER	1:18.692 69 Peter HASLER	1:16.429 28 Ben BROADWAY	1:15.758 14 Nick HOBDEN
ROW 4	1:15.395 74 Rikki OWEN	1:15.223 7 Rob McNEALY	1:15.108 18 Jon PAINE	1:15.021 10 Andrew MARRIOTT
ROW 3	1:14.922 71 Ritchie THORNTON	1:14.084 16 Taryn SKINNER	1:13.421 43 Ben TAYLOR	1:12.905 11 Kelvin REILLY
ROW 2	1:12.857 88 James EDMEADES	1:12.838 0 Alastair FAGAN	1:12.432 77 Jonathan RAILTON	1:12.265 23 Sam BISHOP
ROW 1	1:12.097 33 Francis WILLIAMSON	1:12.092 4 Dave HEAL	1:11.955 1 David WOOD	1:11.925 81 Pauli PEKKANEN
Pole				
				

Snetterton
Circuit Length = 1.9520 miles

Race Director :	Stewards :	Timekeeper :
-----------------	------------	--------------

MCRCB BULLETIN TK125

2009 Focused Events KTM RC8 Super Cup & Under 25 Cup RACE 4 - CLASSIFICATION

POS	NO	CL	NAME	ENTRY	LAPS	TIME	GAP	DIFF	MPH	BEST	ON
1	81		Pauli PEKKANEN	KTM - Inmoto Corse	14	16:42.531			98.13	1:10.522	14
2	1		David WOOD	KTM - KTM UK	14	16:44.266	1.735	1.735	97.96	1:10.896	7
3	11		Kelvin REILLY	KTM - Inmoto Corse	14	16:48.747	6.216	4.481	97.52	1:10.979	7
4	23	C	Sam BISHOP	KTM - Kester Cunningham John/Sam Bishc	14	16:49.060	6.529	0.313	97.49	1:11.137	6
5	77	C	Jonathan RAILTON	KTM - Ducks X Racing	14	16:49.852	7.321	0.792	97.41	1:11.038	6
6	33		Francis WILLIAMSON	KTM - SJ Racing / Bracken Motorcycles	14	16:52.048	9.517	2.196	97.20	1:11.371	9
7	4		Dave HEAL	KTM - Littlewood Fencing / D Heal R'g	14	16:53.927	11.396	1.879	97.02	1:11.651	11
8	88		James EDMEADES	KTM - Redline Motorcycles / VCG	14	16:53.980	11.449	0.053	97.02	1:11.144	12
9	43		Ben TAYLOR	KTM - M & B Motorsport	14	16:55.083	12.552	1.103	96.91	1:11.436	8
10	7		Rob McNEALY	KTM - Bracken KTM	14	17:27.313	44.782	32.230	93.93	1:13.574	4
11	10		Andrew MARRIOTT	KTM - AMR Racing	14	17:38.449	55.918	11.136	92.94	1:13.997	14
12	74		Rikki OWEN	KTM - RO Racing	14	17:38.881	56.350	0.432	92.90	1:14.296	4
13	21	C	Adam FOSTER	KTM - Fozzy Racing	14	17:56.806	1:14.275	17.925	91.36	1:13.724	12
14	69		Peter HASLER	KTM - Art Of Racing / Boast Plumbing	13	16:56.680	1 lap	1 lap	89.85	1:16.901	6
15	14		Nick HOBDEN	KTM - Littlewood Fencing / D Heal R'g	13	16:56.714	1 lap	0.034	89.85	1:16.976	10
NOT CLASSIFIED											
DNF	0		Alastair FAGAN	KTM - KYM UK / Fast Bikes Magazine	6	8:45.150	8 laps	7 laps	80.28	1:11.909	5
DNF	18	C	Jon PAINE	KTM - Jon Paine Racing	4	5:06.600	10 laps	2 laps	91.67	1:14.941	4
DNF	16	C	Taryn SKINNER	KTM - CarCarc Racing	3	3:45.043	11 laps	1 lap	93.67	1:12.825	2
DNF	71		Ritchie THORNTON	KTM - TA Creative Ltd / P&H Motorcycles	1	1:19.417	13 laps	2 laps	88.48	1:19.417	1
DNF	28	C	Ben BROADWAY	KTM - Ben Broadway Racing	1	1:25.294	13 laps	5.877	82.38	1:25.294	1
FASTEST LAP											
	81		Pauli PEKKANEN	KTM - Inmoto Corse	14	1:10.522		99.64 mph		160.36 kph	
	77	C	Jonathan RAILTON	KTM - Ducks X Racing	6	1:11.038		98.92 mph		159.19 kph	

New Lap Record

Weather / Track : Cloudy / Dry

These results are provisional until the conclusion of any judicial and technical matters.

Snetterton
Circuit Length = 1.9520 miles
Start: 12:13 End: 12:32

Race Director :	Stewards :	Timekeeper :
-----------------	------------	--------------

MCRCB BULLETIN TK126

2009 Focused Events KTM RC8 Super Cup & Under 25 Cup

RACE 4 - LAP CHART

Lap 1			Lap 2			Lap 3			Lap 4			Lap 5		
No	Behind	Laptime	No	Behind	Laptime	No	Behind	Laptime	No	Behind	Laptime	No	Behind	Laptime
23		1:15.952	23		1:11.705	23		1:12.167	81		1:11.936	81		1:10.957
1	0.087	1:16.039	1	0.007	1:11.625	1	0.099	1:12.259	23	0.310	1:12.543	1	0.549	1:11.088
81	0.228	1:16.180	81	0.250	1:11.727	81	0.297	1:12.214	1	0.418	1:12.552	23	0.951	1:11.598
33	1.211	1:17.163	33	1.535	1:12.029	4	1.631	1:12.168	4	1.287	1:11.889	4	2.030	1:11.700
4	1.272	1:17.224	4	1.630	1:12.063	11	2.131	1:11.934	11	1.504	1:11.606	11	2.125	1:11.578
88	1.573	1:17.525	88	2.301	1:12.433	88	2.362	1:12.228	88	2.654	1:12.525	77	3.537	1:11.802
43	1.869	1:17.821	11	2.364	1:12.002	33	2.365	1:12.997	33	2.668	1:12.536	33	4.069	1:12.358
11	2.067	1:18.019	77	2.981	1:12.401	77	2.475	1:11.661	77	2.692	1:12.450	88	4.220	1:12.523
77	2.285	1:18.237	0	3.145	1:12.317	43	3.476	1:12.032	43	3.162	1:11.919	43	4.337	1:12.132
0	2.533	1:18.485	43	3.611	1:13.447	16	5.219	1:13.202	0	7.749	1:12.115	0	8.701	1:11.909
16	3.064	1:19.016	16	4.184	1:12.825	0	7.867	1:16.889	7	9.227	1:13.574	7	12.140	1:13.870
71	3.465	1:19.417	7	6.030	1:13.742	7	7.886	1:14.023	18	14.543	1:14.941	74	22.322	1:18.044
7	3.993	1:19.945	18	8.980	1:15.387	18	11.835	1:15.022	74	15.235	1:14.296	10	22.448	1:15.524
21	5.296	1:21.248	74	9.372	1:15.010	74	13.172	1:15.967	10	17.881	1:15.438	14	31.908	1:17.688
18	5.298	1:21.250	10	10.091	1:15.417	10	14.676	1:16.752	14	25.177	1:17.908	69	33.347	1:17.835
74	6.067	1:22.019	14	14.010	1:17.223	14	19.502	1:17.659	69	26.469	1:17.782	21	44.638	1:14.962
10	6.379	1:22.331	69	15.077	1:18.632	69	20.920	1:18.010	21	40.633	1:16.186			
69	8.150	1:24.102	21	31.879	1:38.288	21	36.680	1:16.968						
14	8.492	1:24.444												
28	9.342	1:25.294												

New Lap Record

Weather / Track : Cloudy / Dry

www.tsl-timing.com

Snetterton
 Circuit Length = 1.9520 miles
 Start: 12:13 End: 12:32

MCRCB BULLETIN TK126

2009 Focused Events KTM RC8 Super Cup & Under 25 Cup

RACE 4 - LAP CHART

Lap 6			Lap 7			Lap 8			Lap 9			Lap 10		
No	Behind	Laptime	No	Behind	Laptime	No	Behind	Laptime	No	Behind	Laptime	No	Behind	Laptime
81		1:11.113	81		1:11.089	81		1:11.192	81		1:11.061	81		1:11.264
1	0.627	1:11.191	1	0.434	1:10.896	1	0.643	1:11.401	1	0.523	1:10.941	1	0.485	1:11.226
23	0.975	1:11.137	23	1.291	1:11.405	23	1.311	1:11.212	23	1.503	1:11.253	23	3.049	1:12.810
11	2.513	1:11.501	11	2.403	1:10.979	11	2.476	1:11.265	11	2.522	1:11.107	11	3.194	1:11.936
4	3.063	1:12.146	4	4.794	1:12.820	77	5.053	1:11.401	77	5.344	1:11.352	77	5.547	1:11.467
77	3.462	1:11.038	77	4.844	1:12.471	4	5.496	1:11.894	33	6.350	1:11.371	33	6.616	1:11.530
33	4.941	1:11.985	33	5.808	1:11.956	33	6.040	1:11.424	4	6.403	1:11.968	4	6.901	1:11.762
43	5.140	1:11.916	43	5.871	1:11.820	43	6.115	1:11.436	43	6.734	1:11.680	43	7.072	1:11.602
88	5.393	1:12.286	88	6.335	1:12.031	88	7.495	1:12.352	88	8.543	1:12.109	88	8.670	1:11.391
0	12.595	1:15.007	7	19.920	1:15.923	7	23.345	1:14.617	7	26.584	1:14.300	7	29.836	1:14.516
7	15.086	1:14.059	74	30.650	1:15.394	74	34.245	1:14.787	74	37.745	1:14.561	74	41.263	1:14.782
74	26.345	1:15.136	10	31.304	1:14.936	10	34.728	1:14.616	10	38.601	1:14.934	10	42.141	1:14.804
10	27.457	1:16.122	14	45.515	1:17.592	69	51.639	1:17.269	69	57.630	1:17.052	21	1:01.368	1:14.233
14	39.012	1:18.217	69	45.562	1:17.516	14	51.682	1:17.359	14	58.259	1:17.638	69	1:03.777	1:17.411
69	39.135	1:16.901	21	51.745	1:14.479	21	55.160	1:14.607	21	58.399	1:14.300	14	1:03.971	1:16.976
21	48.355	1:14.830												

New Lap Record

Weather / Track : Cloudy / Dry

www.tsl-timing.com

Snetterton
 Circuit Length = 1.9520 miles
 Start: 12:13 End: 12:32

MCRCB BULLETIN TK126

2009 Focused Events KTM RC8 Super Cup & Under 25 Cup

RACE 4 - LAP CHART

Lap 11			Lap 12			Lap 13			Lap 14		
No	Behind	Laptime	No	Behind	Laptime	No	Behind	Laptime	No	Behind	Laptime
81		1:11.159	81		1:10.975	81		1:11.142	81		1:10.522
1	0.398	1:11.072	1	0.481	1:11.058	1	0.835	1:11.496	1	1.735	1:11.422
11	3.837	1:11.802	11	4.161	1:11.299	11	5.110	1:12.091	11	6.216	1:11.628
23	3.860	1:11.970	23	4.416	1:11.531	23	5.564	1:12.290	23	6.529	1:11.487
77	5.806	1:11.418	77	6.143	1:11.312	77	6.599	1:11.598	77	7.321	1:11.244
33	7.151	1:11.694	33	7.732	1:11.556	14	1 LAP	1:18.977	33	9.517	1:11.955
4	7.393	1:11.651	4	8.100	1:11.682	69	1 LAP	1:18.994	4	11.396	1:12.532
43	7.709	1:11.796	43	8.254	1:11.520	33	8.084	1:11.494	88	11.449	1:12.130
88	9.251	1:11.740	88	9.420	1:11.144	43	8.830	1:11.718	43	12.552	1:14.244
7	33.161	1:14.484	7	36.446	1:14.260	4	9.386	1:12.428	69	1 LAP	1:17.126
74	44.849	1:14.745	74	48.667	1:14.793	88	9.841	1:11.563	14	1 LAP	1:17.190
10	45.523	1:14.541	10	48.921	1:14.373	7	39.926	1:14.622	7	44.782	1:15.378
21	1:04.227	1:14.018	21	1:06.976	1:13.724	74	52.083	1:14.558	10	55.918	1:13.997
14	1:10.655	1:17.843				10	52.443	1:14.664	74	56.350	1:14.789
69	1:10.668	1:18.050				21	1:10.287	1:14.453	21	1:14.275	1:14.510

New Lap Record

Weather / Track : Cloudy / Dry

www.tsl-timing.com

Snetterton
 Circuit Length = 1.9520 miles
 Start: 12:13 End: 12:32

MCRCB BULLETIN TK127

2009 Focused Events KTM RC8 Super Cup & Under 25 Cup RACE 4 - POSITION CHART

No	Name	Laps Pos														
			1	2	3	4	5	6	7	8	9	10	11	12	13	14
23	Sam BISHOP	1	23	23	23	81	81	81	81	81	81	81	81	81	81	81
1	David WOOD	2	1	1	1	23	1	1	1	1	1	1	1	1	1	1
81	Pauli PEKKANEN	3	81	81	81	1	23	23	23	23	23	11	11	11	11	
33	Francis WILLIAMSON	4	33	33	4	4	4	11	11	11	11	11	23	23	23	23
4	Dave HEAL	5	4	4	11	11	11	4	4	77	77	77	77	77	77	77
88	James EDMEADES	6	88	88	88	88	77	77	77	4	33	33	33	33	33	33
43	Ben TAYLOR	7	43	11	33	33	33	33	33	33	4	4	4	4	43	4
11	Kelvin REILLY	8	11	77	77	77	88	43	43	43	43	43	43	43	4	88
77	Jonathan RAILTON	9	77	0	43	43	43	88	88	88	88	88	88	88	88	43
0	Alastair FAGAN	10	0	43	16	0	0	0	7	7	7	7	7	7	7	7
16	Taryn SKINNER	11	16	16	0	7	7	7	74	74	74	74	74	74	74	10
71	Ritchie THORNTON	12	71	7	7	18	74	74	10	10	10	10	10	10	10	74
7	Rob McNEALY	13	7	18	18	74	10	10	14	69	69	21	21	21	21	21
21	Adam FOSTER	14	21	74	74	10	14	14	69	14	14	69	14	14	69	
18	Jon PAINE	15	18	10	10	14	69	69	21	21	21	14	69	69	14	
74	Rikki OWEN	16	74	14	14	69	21	21								
10	Andrew MARRIOTT	17	10	69	69	21										
69	Peter HASLER	18	69	21	21											
14	Nick HOB DEN	19	14													
28	Ben BROADWAY	20	28													

New Lap Record

Weather / Track : Cloudy / Dry

www.tsl-timing.com

Snetterton
Circuit Length = 1.9520 miles
Start: 12:13 End: 12:32

MCRCB BULLETIN TK128

2009 Focused Events KTM RC8 Super Cup & Under 25 Cup

RACE 4 - SECTOR ANALYSIS

0	Alastair FAGAN				KYM UK / Fast Bikes Magazine						
1-		140.7	41.377	141.3	1:18.485	4-	31.676	148.1	40.439	138.7	1:12.115
2-	31.851	141.9	40.466	142.2	1:12.317	5-	31.729	146.2	40.180	136.7	1:11.909
3-	31.597	148.1	45.292	138.1	1:16.889	6-	31.838	148.8	43.169	132.9	1:15.007
1	David WOOD				KTM UK						
1-		147.8	40.498	142.2	1:16.039	8-	31.336	148.5	40.065	139.8	1:11.401
2-	31.272	149.1	40.353	138.4	1:11.625	9-	31.198	150.1	39.743	141.3	1:10.941
3-	31.400	146.5	40.859	142.2	1:12.259	10-	31.548	148.8	39.678	141.3	1:11.226
4-	31.443	153.6	41.109	143.1	1:12.552	11-	31.206	145.3	39.866	141.9	1:11.072
5-	31.272	150.1	39.816	139.5	1:11.088	12-	31.129	147.5	39.929	143.1	1:11.058
6-	31.297	153.2	39.894	140.7	1:11.191	13-	31.717	153.9	39.779	140.4	1:11.496
7-	31.036	151.8	39.860	140.1	1:10.896	14-	31.087	151.5	40.335	139.2	1:11.422
4	Dave HEAL				Littlewood Fencing / D Heal R'g						
1-		148.1	41.122	141.3	1:17.224	8-	31.776	150.8	40.118	140.7	1:11.894
2-	31.475	150.1	40.588	142.2	1:12.063	9-	31.302	153.2	40.666	140.4	1:11.968
3-	31.407	152.5	40.761	138.4	1:12.168	10-	31.549	152.2	40.213	141.9	1:11.762
4-	31.608	152.2	40.281	139.5	1:11.889	11-	31.527	149.1	40.124	141.3	1:11.651
5-	31.495	149.5	40.205	139.2	1:11.700	12-	31.442	147.5	40.240	140.1	1:11.682
6-	31.711	150.8	40.435	139.2	1:12.146	13-	31.543	146.5	40.885	138.4	1:12.428
7-	31.640	141.0	41.180	138.9	1:12.820	14-	31.618	144.3	40.914	139.8	1:12.532
7	Rob McNEALY				Bracken KTM						
1-		137.2	41.887	137.8	1:19.945	8-	32.729	137.8	41.888	132.1	1:14.617
2-	31.920	139.5	41.822	136.1	1:13.742	9-	32.730	135.0	41.570	135.3	1:14.300
3-	32.198	133.2	41.825	134.8	1:14.023	10-	32.848	133.9	41.668	133.4	1:14.516
4-	32.221	138.1	41.353	137.0	1:13.574	11-	32.644	129.3	41.840	134.8	1:14.484
5-	32.389	135.6	41.481	134.2	1:13.870	12-	32.622	134.5	41.638	133.9	1:14.260
6-	32.533	133.9	41.526	133.9	1:14.059	13-	32.661	128.3	41.961	131.6	1:14.622
7-	32.734	131.6	43.189	133.9	1:15.923	14-	32.961	132.9	42.417	131.1	1:15.378
10	Andrew MARRIOTT				AMR Racing						
1-		132.1	42.717	137.5	1:22.331	8-	32.313	135.3	42.303	137.0	1:14.616
2-	32.633	136.7	42.784	137.8	1:15.417	9-	32.588	131.1	42.346	136.7	1:14.934
3-	32.445	130.6	44.307	135.8	1:16.752	10-	32.428	131.8	42.376	135.3	1:14.804
4-	32.687	126.1	42.751	137.0	1:15.438	11-	32.257	138.4	42.284	135.6	1:14.541
5-	32.935	130.3	42.589	135.8	1:15.524	12-	32.134	136.1	42.239	137.5	1:14.373
6-	33.465	126.6	42.657	138.1	1:16.122	13-	32.137	136.1	42.527	137.0	1:14.664
7-	32.734	127.8	42.202	137.0	1:14.936	14-	32.131	133.4	41.866	138.1	1:13.997
11	Kelvin REILLY				Inmoto Corse						
1-		145.9	41.155	141.9	1:18.019	8-	31.200	148.8	40.065	138.9	1:11.265
2-	31.447	146.8	40.555	143.1	1:12.002	9-	31.174	146.8	39.933	138.4	1:11.107
3-	30.877	147.5	41.057	139.2	1:11.934	10-	31.090	140.1	40.846	140.1	1:11.936
4-	31.184	147.2	40.422	139.5	1:11.606	11-	31.623	142.8	40.179	138.7	1:11.802
5-	31.257	152.5	40.321	141.3	1:11.578	12-	31.266	154.6	40.033	138.1	1:11.299
6-	31.098	152.9	40.403	137.5	1:11.501	13-	31.275	147.5	40.816	137.5	1:12.091
7-	31.187	147.5	39.792	138.4	1:10.979	14-	31.517	147.2	40.111	137.5	1:11.628
14	Nick HOBDEN				Littlewood Fencing / D Heal R'g						
1-		135.8	44.685	137.8	1:24.444	8-	33.562	136.7	43.797	134.2	1:17.359
2-	33.482	133.7	43.741	134.8	1:17.223	9-	33.753	137.2	43.885	135.6	1:17.638
3-	33.644	129.6	44.015	133.2	1:17.659	10-	33.444	132.1	43.532	137.2	1:16.976
4-	33.652	132.9	44.256	133.9	1:17.908	11-	33.872	134.2	43.971	133.7	1:17.843
5-	33.833	133.2	43.855	134.2	1:17.688	12-	34.073	131.1	44.904	132.9	1:18.977
6-	34.125	131.3	44.092	134.2	1:18.217	13-	33.217	138.7	43.973	135.8	1:17.190
7-	33.553	135.6	44.039	133.9	1:17.592						
16	Taryn SKINNER				C CarCarc Racing						
1-		141.0	41.667	138.7	1:19.016	3-	31.482	143.4	41.720	131.6	1:13.202
2-	31.574	147.8	41.251	137.8	1:12.825						

New Lap Record

Weather / Track : Cloudy / Dry

www.tsl-timing.com

Snetterton
Circuit Length = 1.9520 miles
Start: 12:13 End: 12:32

MCRCB BULLETIN TK128

2009 Focused Events KTM RC8 Super Cup & Under 25 Cup

RACE 4 - SECTOR ANALYSIS

18	Jon PAINE		C Jon Paine Racing								
1-	143.4	42.669	134.2	1:21.250	3-	32.770	143.4	42.252	135.3	1:15.022	
2-	32.980	148.1	42.407	135.3	1:15.387	4-	32.815	145.6	42.126	134.2	1:14.941
21	Adam FOSTER		C Fozzy Racing								
1-	146.5	42.477	133.2	1:21.248	8-	32.781	144.9	41.826	133.7	1:14.607	
2-	32.299	143.7	1:05.989	126.9	1:38.288	9-	32.436	146.2	41.864	138.1	1:14.300
3-	34.904	131.8	42.064	132.6	1:16.968	10-	32.745	139.8	41.488	133.7	1:14.233
4-	34.003	138.1	42.183	130.3	1:16.186	11-	32.460	141.6	41.558	134.5	1:14.018
5-	32.971	142.5	41.991	131.3	1:14.962	12-	32.404	142.5	41.320	134.2	1:13.724
6-	32.834	142.5	41.996	133.2	1:14.830	13-	32.772	135.0	41.681	133.2	1:14.453
7-	32.772	144.9	41.707	132.6	1:14.479	14-	32.562	137.5	41.948	131.3	1:14.510
23	Sam BISHOP		C Kester Cunningham John/Sam Bishop								
1-	149.8	40.572	140.7	1:15.952	8-	31.280	149.5	39.932	142.5	1:11.212	
2-	31.350	154.3	40.355	137.5	1:11.705	9-	31.279	147.5	39.974	141.6	1:11.253
3-	31.349	151.1	40.818	140.7	1:12.167	10-	31.825	138.7	40.985	141.0	1:12.810
4-	31.554	148.8	40.989	141.6	1:12.543	11-	31.612	147.2	40.358	144.0	1:11.970
5-	31.533	146.8	40.065	143.7	1:11.598	12-	31.301	151.8	40.230	144.6	1:11.531
6-	31.247	152.2	39.890	143.7	1:11.137	13-	31.056	149.8	41.234	142.5	1:12.290
7-	31.410	148.8	39.995	141.6	1:11.405	14-	31.413	149.5	40.074	140.7	1:11.487
28	Ben BROADWAY		C Ben Broadway Racing								
1-	125.0	45.428	136.1	1:25.294							
33	Francis WILLIAMSON		SJ Racing / Bracken Motorcycles								
1-	159.4	40.991	141.0	1:17.163	8-	31.061	146.8	40.363	140.4	1:11.424	
2-	31.363	152.9	40.666	140.7	1:12.029	9-	31.012	147.5	40.359	140.1	1:11.371
3-	31.454	149.1	41.543	138.7	1:12.997	10-	31.257	152.5	40.273	140.4	1:11.530
4-	31.146	147.5	41.390	137.2	1:12.536	11-	31.436	151.5	40.258	139.5	1:11.694
5-	31.635	158.3	40.723	139.8	1:12.358	12-	31.407	152.9	40.149	139.8	1:11.556
6-	31.582	150.5	40.403	139.8	1:11.985	13-	31.445	151.1	40.049	141.6	1:11.494
7-	31.522	155.0	40.434	140.4	1:11.956	14-	31.577	152.5	40.378	140.1	1:11.955
43	Ben TAYLOR		M & B Motorsport								
1-	150.1	41.557	142.5	1:17.821	8-	31.434	148.1	40.002	144.0	1:11.436	
2-	31.831	144.3	41.616	143.7	1:13.447	9-	31.317	148.5	40.363	141.3	1:11.680
3-	31.427	141.6	40.605	143.1	1:12.032	10-	31.579	146.8	40.023	144.6	1:11.602
4-	31.382	154.3	40.537	141.9	1:11.919	11-	31.567	148.5	40.229	143.1	1:11.796
5-	31.592	141.6	40.540	144.9	1:12.132	12-	31.284	147.8	40.236	144.3	1:11.520
6-	31.416	153.9	40.500	141.6	1:11.916	13-	31.263	153.6	40.455	141.0	1:11.718
7-	31.460	147.2	40.360	144.6	1:11.820	14-	32.312	141.6	41.932	136.4	1:14.244
69	Peter HASLER		Art Of Racing / Boast Plumbing								
1-	124.0	44.704	138.1	1:24.102	8-	33.795	124.7	43.474	135.0	1:17.269	
2-	33.587	126.4	45.045	136.1	1:18.632	9-	33.343	125.9	43.709	133.4	1:17.052
3-	33.643	125.0	44.367	137.5	1:18.010	10-	33.636	126.4	43.775	135.6	1:17.411
4-	33.545	129.3	44.237	135.8	1:17.782	11-	34.046	129.3	44.004	135.0	1:18.050
5-	33.970	120.9	43.865	137.2	1:17.835	12-	34.301	127.3	44.693	127.6	1:18.994
6-	33.266	132.4	43.635	136.7	1:16.901	13-	33.245	137.8	43.881	137.5	1:17.126
7-	33.773	127.3	43.743	134.8	1:17.516						
71	Ritchie THORNTON		TA Creative Ltd / P&H Motorcycles								
1-	136.4	41.981	141.0	1:19.417							
74	Rikki OWEN		RO Racing								
1-	141.6	43.475	136.4	1:22.019	8-	32.462	131.8	42.325	134.8	1:14.787	
2-	32.730	138.1	42.280	138.7	1:15.010	9-	32.240	136.7	42.321	137.2	1:14.561
3-	32.107	146.2	43.860	135.3	1:15.967	10-	32.083	139.2	42.699	137.0	1:14.782
4-	32.438	134.2	41.858	137.0	1:14.296	11-	32.424	136.4	42.321	135.8	1:14.745
5-	31.824	143.1	46.220	130.8	1:18.044	12-	32.384	138.1	42.409	136.4	1:14.793
6-	32.809	133.4	42.327	136.4	1:15.136	13-	32.190	135.6	42.368	135.0	1:14.558
7-	32.644	134.5	42.750	136.4	1:15.394	14-	32.548	126.4	42.241	136.4	1:14.789

New Lap Record

Weather / Track : Cloudy / Dry

MCRCB BULLETIN TK128

2009 Focused Events KTM RC8 Super Cup & Under 25 Cup

RACE 4 - SECTOR ANALYSIS

77		Jonathan RAILTON				C Ducks X Racing					
1-		144.9	41.625	144.0	1:18.237	8-	31.218	149.8	40.183	140.7	1:11.401
2-	31.965	147.8	40.436	141.3	1:12.401	9-	31.162	151.8	40.190	141.0	1:11.352
3-	31.136	149.5	40.525	142.8	1:11.661	10-	31.298	149.5	40.169	141.3	1:11.467
4-	31.191	148.8	41.259	135.8	1:12.450	11-	31.342	146.8	40.076	141.9	1:11.418
5-	31.501	148.1	40.301	140.4	1:11.802	12-	31.227	150.8	40.085	141.6	1:11.312
6-	31.112	148.5	39.926	141.3	1:11.038	13-	31.140	151.1	40.458	141.3	1:11.598
7-	31.109	147.5	41.362	143.4	1:12.471	14-	31.053	148.8	40.191	139.8	1:11.244
81		Pauli PEKKANEN				Inmoto Corse					
1-		139.2	40.546	145.3	1:16.180	8-	31.212	147.5	39.980	141.0	1:11.192
2-	31.279	146.8	40.448	141.9	1:11.727	9-	31.155	146.5	39.906	140.4	1:11.061
3-	31.428	140.7	40.786	144.3	1:12.214	10-	31.272	148.1	39.992	141.3	1:11.264
4-	31.284	146.8	40.652	141.0	1:11.936	11-	31.251	148.5	39.908	140.4	1:11.159
5-	31.187	147.2	39.770	141.6	1:10.957	12-	31.183	148.5	39.792	140.7	1:10.975
6-	31.188	148.1	39.925	140.4	1:11.113	13-	31.379	148.5	39.763	140.1	1:11.142
7-	31.278	149.1	39.811	140.7	1:11.089	14-	30.979	150.1	39.543	140.7	1:10.522
88		James EDMEADES				Redline Motorcycles / VCG					
1-		149.1	40.859	141.3	1:17.525	8-	31.502	141.9	40.850	139.8	1:12.352
2-	31.807	148.1	40.626	140.1	1:12.433	9-	31.784	147.2	40.325	139.5	1:12.109
3-	31.462	145.6	40.766	139.5	1:12.228	10-	31.386	145.9	40.005	139.2	1:11.391
4-	31.642	149.1	40.883	138.7	1:12.525	11-	31.588	145.6	40.152	140.1	1:11.740
5-	31.616	147.2	40.907	142.2	1:12.523	12-	31.227	148.1	39.917	140.7	1:11.144
6-	31.581	148.8	40.705	141.3	1:12.286	13-	31.205	147.5	40.358	139.5	1:11.563
7-	31.794	145.6	40.237	141.0	1:12.031	14-	31.440	148.1	40.690	139.8	1:12.130

New Lap Record

Weather / Track : Cloudy / Dry

MCRCB BULLETIN TK129

2009 Focused Events KTM RC8 Super Cup & Under 25 Cup

RACE 4 - SPEED TRAPS

SECTOR 1				SECTOR 2			FINISH LINE			
POS	NO	NAME	MPH	NO	NAME	MPH	NO	NAME	MPH	
1	33	Francis WILLIAMSON	159.4				81	Pauli PEKKANEN	145.3	
2	11	Kelvin REILLY	154.6				43	Ben TAYLOR	144.9	
3	23	Sam BISHOP	154.3				23	Sam BISHOP	144.6	
4	43	Ben TAYLOR	154.3				77	Jonathan RAILTON	144.0	
5	1	David WOOD	153.9				1	David WOOD	143.1	
6	4	Dave HEAL	153.2				11	Kelvin REILLY	143.1	
7	77	Jonathan RAILTON	151.8				0	Alastair FAGAN	142.2	
8	18	Jon PAINE	150.1				4	Dave HEAL	142.2	
9	81	Pauli PEKKANEN	150.1				88	James EDMEADES	142.2	
10	88	James EDMEADES	149.1				33	Francis WILLIAMSON	141.6	
11	0	Alastair FAGAN	148.8				71	Ritchie THORNTON	141.0	
12	16	Taryn SKINNER	147.8				16	Taryn SKINNER	138.7	
13	21	Adam FOSTER	146.5				74	Rikki OWEN	138.7	
14	74	Rikki OWEN	146.2				10	Andrew MARRIOTT	138.1	
15	71	Ritchie THORNTON	141.6				21	Adam FOSTER	138.1	
16	7	Rob McNEALY	139.5				69	Peter HASLER	138.1	
17	14	Nick HOB DEN	138.7				7	Rob McNEALY	137.8	
18	10	Andrew MARRIOTT	138.4				14	Nick HOB DEN	137.8	
19	69	Peter HASLER	137.8				28	Ben BROADWAY	136.1	
20	28	Ben BROADWAY	125.0				18	Jon PAINE	135.3	

New Lap Record

Weather / Track : Cloudy / Dry

www.tsl-timing.com

Snetterton
Circuit Length = 1.9520 miles
Start: 12:13 End: 12:32

Printed - 12.33 Sunday, 21 June 2009

MCRCB BULLETIN TK130

2009 Focused Events KTM RC8 Super Cup & Under 25 Cup

RACE 4 - BEST SECTORS

SECTOR 1			SECTOR 2			IDEAL / BEST COMPARISON						
POS	NO	NAME	TIME	NO	NAME	TIME	POS	NO	NAME	IDEAL	BEST	DIFF
1	11	REILLY	30.877	81	PEKKANEN	39.543	1	81	PEKKANEN	1:10.522	1:10.522	0.000
2	81	PEKKANEN	30.979	1	WOOD	39.678	2	11	REILLY	1:10.669	1:10.979	0.310
3	33	WILLIAMSON	31.012	11	REILLY	39.792	3	1	WOOD	1:10.714	1:10.896	0.182
4	1	WOOD	31.036	23	BISHOP	39.890	4	23	BISHOP	1:10.946	1:11.137	0.191
5	77	RAILTON	31.053	88	EDMEADES	39.917	5	77	RAILTON	1:10.979	1:11.038	0.059
6	23	BISHOP	31.056	77	RAILTON	39.926	6	33	WILLIAMSON	1:11.061	1:11.371	0.310
7	88	EDMEADES	31.205	43	TAYLOR	40.002	7	88	EDMEADES	1:11.122	1:11.144	0.022
8	43	TAYLOR	31.263	33	WILLIAMSON	40.049	8	43	TAYLOR	1:11.265	1:11.436	0.171
9	4	HEAL	31.302	4	HEAL	40.118	9	4	HEAL	1:11.420	1:11.651	0.231
10	16	SKINNER	31.482	0	FAGAN	40.180	10	0	FAGAN	1:11.777	1:11.909	0.132
11	0	FAGAN	31.597	16	SKINNER	41.251	11	16	SKINNER	1:12.733	1:12.825	0.092
12	74	OWEN	31.824	21	FOSTER	41.320	12	7	McNEALY	1:13.273	1:13.574	0.301
13	71	THORNTON	31.869	7	McNEALY	41.353	13	21	FOSTER	1:13.619	1:13.724	0.105
14	7	McNEALY	31.920	74	OWEN	41.858	14	74	OWEN	1:13.682	1:14.296	0.614
15	10	MARRIOTT	32.131	10	MARRIOTT	41.866	15	71	THORNTON	1:13.850	1:19.417	5.567
16	21	FOSTER	32.299	71	THORNTON	41.981	16	10	MARRIOTT	1:13.997	1:13.997	0.000
17	18	PAINE	32.616	18	PAINE	42.126	17	18	PAINE	1:14.742	1:14.941	0.199
18	14	HOBDEN	33.217	69	HASLER	43.474	18	69	HASLER	1:16.719	1:16.901	0.182
19	69	HASLER	33.245	14	HOBDEN	43.532	19	14	HOBDEN	1:16.749	1:16.976	0.227
20	28	BROADWAY	36.986	28	BROADWAY	45.428	20	28	BROADWAY	1:22.414	1:25.294	2.880
Perfect lap										1:10.420		

New Lap Record

Weather / Track : Cloudy / Dry

www.tsl-timing.com

Snetterton
Circuit Length = 1.9520 miles
Start: 12:13 End: 12:32

Printed - 12.34 Sunday, 21 June 2009

MCRCB BULLETIN TK133

2009 Focused Events KTM RC8 Super Cup & Under 25 Cup RACE 4 - CLASSIFICATION - AMENDED

POS	NO	CL	NAME	ENTRY	LAPS	TIME	GAP	DIFF	MPH	BEST	ON
1	81		Pauli PEKKANEN	KTM - Inmoto Corse	14	16:42.531			98.13	1:10.522	14
2	1		David WOOD	KTM - KTM UK	14	16:44.266	1.735	1.735	97.96	1:10.896	7
3	11		Kelvin REILLY	KTM - Inmoto Corse	14	16:48.747	6.216	4.481	97.52	1:10.979	7
4	23	C	Sam BISHOP	KTM - Kester Cunningham John/Sam Bishc	14	16:49.060	6.529	0.313	97.49	1:11.137	6
5	77	C	Jonathan RAILTON	KTM - Ducks X Racing	14	16:49.852	7.321	0.792	97.41	1:11.038	6
6	33		Francis WILLIAMSON	KTM - SJ Racing / Bracken Motorcycles	14	16:52.048	9.517	2.196	97.20	1:11.371	9
7	4		Dave HEAL	KTM - Littlewood Fencing / D Heal R'g	14	16:53.927	11.396	1.879	97.02	1:11.651	11
8	88		James EDMEADES	KTM - Redline Motorcycles / VCG	14	16:53.980	11.449	0.053	97.02	1:11.144	12
9	43		Ben TAYLOR	KTM - M & B Motorsport	14	16:55.083	12.552	1.103	96.91	1:11.436	8
10	7		Rob McNEALY	KTM - Bracken KTM	14	17:27.313	44.782	32.230	93.93	1:13.574	4
11	10		Andrew MARRIOTT	KTM - AMR Racing	14	17:38.449	55.918	11.136	92.94	1:13.997	14
12	21	C	Adam FOSTER	KTM - Fozzy Racing	14	17:56.806	1:14.275	18.357	91.36	1:13.724	12
13	69		Peter HASLER	KTM - Art Of Racing / Boast Plumbing	13	16:56.680	1 lap	1 lap	89.85	1:16.901	6
14	14		Nick HOBDEN	KTM - Littlewood Fencing / D Heal R'g	13	16:56.714	1 lap	0.034	89.85	1:16.976	10
NOT CLASSIFIED											
DNF	0		Alastair FAGAN	KTM - KYM UK / Fast Bikes Magazine	6	8:45.150	8 laps	7 laps	80.28	1:11.909	5
DNF	18	C	Jon PAINE	KTM - Jon Paine Racing	4	5:06.600	10 laps	2 laps	91.67	1:14.941	4
DNF	16	C	Taryn SKINNER	KTM - CarCarc Racing	3	3:45.043	11 laps	1 lap	93.67	1:12.825	2
DNF	71		Ritchie THORNTON	KTM - TA Creative Ltd / P&H Motorcycles	1	1:19.417	13 laps	2 laps	88.48	1:19.417	1
DNF	28	C	Ben BROADWAY	KTM - Ben Broadway Racing	1	1:25.294	13 laps	5.877	82.38	1:25.294	1
DQ	74		Rikki OWEN	KTM - RO Racing	14	17:38.881			92.90	1:14.296	4
FASTEST LAP											
	81		Pauli PEKKANEN	KTM - Inmoto Corse	14	1:10.522		99.64 mph		160.36 kph	
	77	C	Jonathan RAILTON	KTM - Ducks X Racing	6	1:11.038		98.92 mph		159.19 kph	

New Lap Record
No 74 - excluded for failure at post race technical (alteration of control tyre)
Weather / Track : Cloudy / Dry

Snetterton
 Circuit Length = 1.9520 miles
 Start: 12:13 End: 12:32

These results are provisional until the conclusion of any judicial and technical matters.

Race Director :	Stewards :	Timekeeper :
-----------------	------------	--------------

