



KTM RC8 SUPER CUP

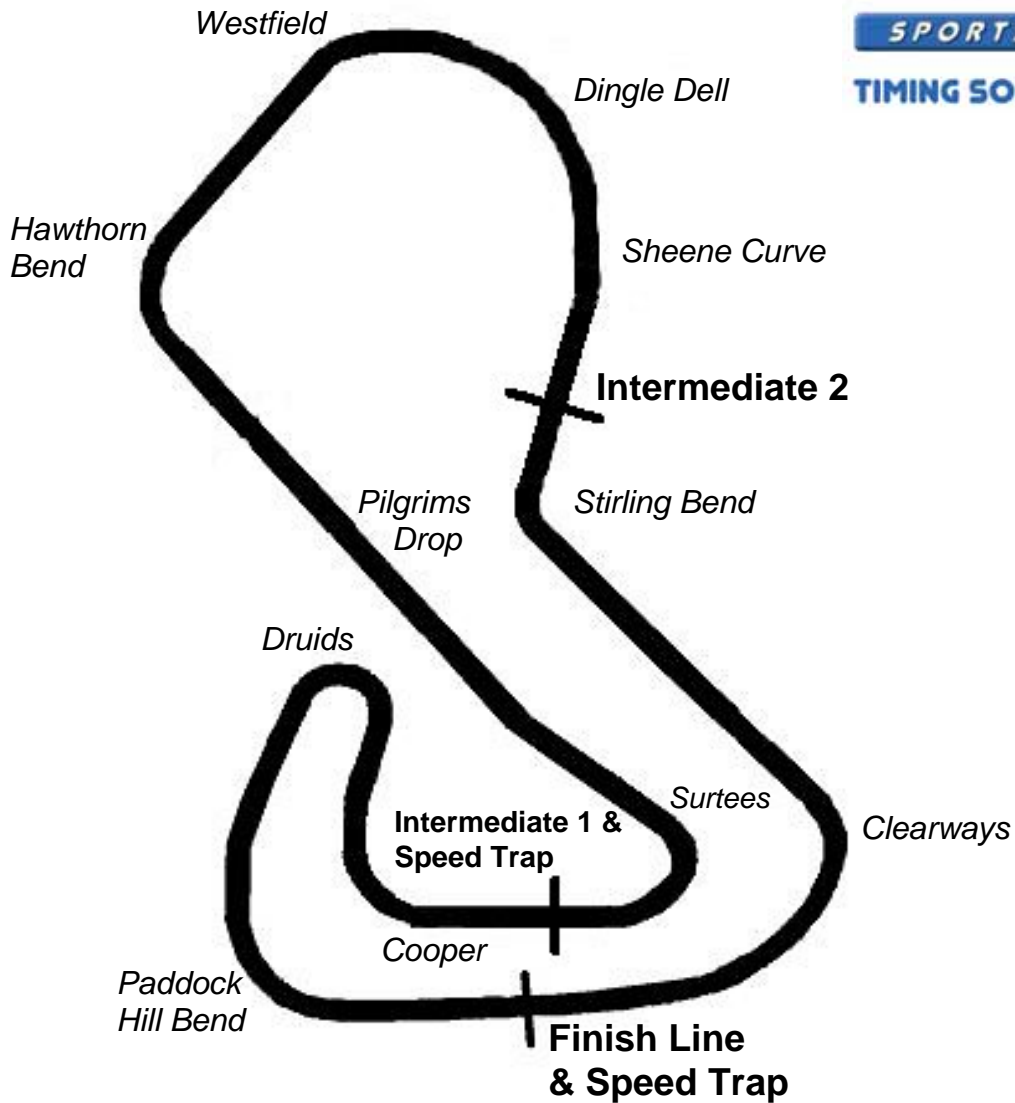
Round 1
6 fUbXg < UuW ; D

+h - - h 5 i [i gh2009



Results Provided by Timing Solutions Ltd
www.tsl-timing.com

BRANDS HATCH GP



Circuit Length: 2.3009 miles / 3702.9 metres
 Intermediate 1: 1116 metres
 Intermediate 2: 2928 metres
 Pit In: 3646 metres
 Pit Out: 30 metres after Finish Line
 Pit In – Pit Out: 279 metres, @ 60kph = 16.7 seconds, @ 80kph = 12.5 seconds

Lap Records		Best Sector Information					
		Sector 1	S1 Trap (mph)	Sector 2	S2 Trap (mph)	Sector 3	F/L Trap (mph)
Superbikes	1:25.724	27.193	131.5	37.852	NONE	19.931	165.3
Supersport	1:28.399	28.145	123.3	39.397	NONE	20.819	152.2
Superstock 1000	1:29.317	28.427	123.1	39.897	NONE	20.893	157.1
Superstock 600	1:31.356	29.188	115.5	41.236	NONE	21.800	146.5
125GP	1:34.274	28.976	108.8	41.559	NONE	22.431	129.8
KTM RC8	To Be Est.	N/A	N/A	N/A	NONE	N/A	N/A

2009 Focused Events KTM RC8 Super Cup & Under 25 Cup

FREE PRACTICE - CLASSIFICATION

POS	NO	CL	NAME	ENTRY	TIME	ON	LAPS	GAP	DIFF	MPH
1	81		Pauli PEKKANEN	KTM - Inmoto Corse	1:33.700	8	14			88.40
2	11		Kelvin REILLY	KTM - Inmoto Corse	1:33.740	9	13	0.040	0.040	88.36
3	1		David WOOD	KTM - KTM UK	1:33.989	13	14	0.289	0.249	88.12
4	77	C	Jonathan RAILTON	KTM - Ducks X Racing	1:34.598	13	14	0.898	0.609	87.56
5	4		Dave HEAL	KTM - Littlewood Fencing / D Heal R'g	1:35.017	14	16	1.317	0.419	87.17
6	23	C	Sam BISHOP	KTM - Kester Cunningham John/Sam Bishop	1:35.214	6	12	1.514	0.197	86.99
7	43		Ben TAYLOR	KTM - M & B Motorsport	1:35.607	13	14	1.907	0.393	86.63
8	88		James EDMEADES	KTM - Redline Motorcycles / VCG	1:35.689	14	14	1.989	0.082	86.56
9	33		Francis WILLIAMSON	KTM - SJ Racing / Bracken Motorcycles	1:35.750	5	13	2.050	0.061	86.50
10	0		Christian IDDON	KTM - KTM UK	1:36.184	10	15	2.484	0.434	86.11
11	71		Richie THORNTON	KTM - TA Creative Ltd / P&H Motorcycles	1:36.296	7	15	2.596	0.112	86.01
12	8		Ed SMITH	KTM - Redline KTM	1:36.317	8	14	2.617	0.021	85.99
13	74		Rikki OWEN	KTM - RO Racing	1:36.927	13	13	3.227	0.610	85.45
14	21	C	Adam FOSTER	KTM - Fozzy Racing	1:37.205	7	14	3.505	0.278	85.21
15	13		Andy BATTYE	KTM - Anthracite Racing	1:37.282	13	13	3.582	0.077	85.14
16	10		Andrew MARRIOTT	KTM - AMR Racing	1:37.369	14	15	3.669	0.087	85.06
17	19		Peter GOLDEN	KTM - PGRacing	1:37.548	11	15	3.848	0.179	84.91
18	7		Rob McNEALY	KTM - Bracken KTM	1:37.572	8	15	3.872	0.024	84.89
19	14		Nick HOBDEN	KTM - Littlewood Fencing / D Heal R'g	1:37.738	12	14	4.038	0.166	84.74
20	16	C	Taryn SKINNER	KTM - CarCarc Racing	1:38.917	3	3	5.217	1.179	83.73
21	69		Peter HASLER	KTM - Art Of Racing / Boast Plumbing	1:39.494	6	14	5.794	0.577	83.25
22	100		Juha TAINA	KTM - JunnaRacing.com	1:40.472	13	13	6.772	0.978	82.44
23	28	C	Ben BROADWAY	KTM - Ben Broadway Racing	1:40.736	12	14	7.036	0.264	82.22
24	101		Colin MOULD	KTM - Mouldy Racing	1:43.274	12	12	9.574	2.538	80.20

Weather / Track : Cloudy / Dry

Brands Hatch GP
Circuit Length = 2.3009 miles
Start: 17:52 End: 18:24

2009 Focused Events KTM RC8 Super Cup & Under 25 Cup

FREE PRACTICE - SECTOR ANALYSIS

0		Christian IDDON				KTM UK							
1-	33.219	98.8	45.309	23.597	137.8	1:42.125	9-	30.619	101.7	43.806	23.282	140.7	1:37.707
2-	31.771	103.2	44.435	23.190	138.1	1:39.396	10-	30.461	101.7	43.092	22.631	143.1	1:36.184
3-	32.144	100.5	45.898	22.878	140.1	1:40.920	11-	30.603	104.5	43.673	22.565	142.8	1:36.841
4-			In	In		6:00.007 P	12-	30.471	101.4	43.188	23.596	141.6	1:37.255
5-	Out	94.4	45.611	23.246	140.7	1:49.153	13-	30.367	106.0	43.367	22.841	140.7	1:36.575
6-	31.600	98.0	44.450	23.069	140.1	1:39.119	14-	32.787	92.6	45.306	23.327	140.1	1:41.420
7-	30.921	105.2	43.183	22.860	142.5	1:36.964	15-	30.357	107.4	42.880	23.009	139.8	1:36.246
8-	45.935	69.2	47.295	23.804	139.5	1:57.034							
1		David WOOD				KTM UK							
1-	Out	98.5	45.957	24.269	142.2	1:46.382	8-	30.075	113.6	42.679	22.193	142.5	1:34.947
2-	31.301	105.0	45.790	23.086	141.3	1:40.177	9-	30.129	111.5	43.128	22.355	142.2	1:35.612
3-	31.166	100.0	43.231	22.467	142.8	1:36.864	10-	29.981	112.2	42.583	22.461	141.6	1:35.025
4-	30.230	108.8	43.825	22.300	142.5	1:36.355	11-	29.982	115.5	42.416	22.393	143.1	1:34.791
5-	6:37.005	103.1	43.313	22.631	141.0	7:42.949	12-	29.898	113.2	42.591	22.165	142.5	1:34.654
6-	30.188	110.7	42.898	22.328	142.2	1:35.414	13-	29.797	114.7	41.980	22.212	143.7	1:33.989
7-	30.383	113.4	42.222	22.378	143.1	1:34.983	14-	29.738	114.1	42.846	22.364	143.1	1:34.948
4		Dave HEAL				Littlewood Fencing / D Heal R'g							
1-	Out	88.9	49.556	25.413	125.2	1:57.823	9-	30.035	111.5	42.674	22.878	141.0	1:35.587
2-	33.084	98.8	45.377	23.599	139.8	1:42.060	10-	30.279	107.7	42.805	22.753	141.3	1:35.837
3-	30.967	107.9	43.319	23.241	140.7	1:37.527	11-	30.042	109.1	42.782	22.609	141.6	1:35.433
4-	30.622	108.6	42.857	23.261	140.7	1:36.740	12-	49.566	31.4	51.620	22.702	142.5	2:03.888
5-			In	In		6:26.916 P	13-	30.231	109.5	42.351	22.726	141.9	1:35.308
6-	Out	75.1	47.635	22.960	141.9	1:59.784	14-	30.081	109.3	42.265	22.671	143.1	1:35.017
7-	30.196	109.8	42.993	22.978	141.0	1:36.167	15-	30.067	107.5	42.464	22.583	141.3	1:35.114
8-	30.195	110.2	42.657	22.795	141.3	1:35.647	16-	30.426	110.0	42.689	22.837	139.2	1:35.952
7		Rob McNEALY				Bracken KTM							
1-	32.131	102.0	46.684	23.986	132.1	1:42.801	9-	31.187	100.6	45.198	23.541	136.1	1:39.926
2-	32.267	97.1	45.547	23.310	137.2	1:41.124	10-	31.091	107.9	44.554	23.143	133.9	1:38.788
3-	32.267	98.4	44.882	23.078	136.4	1:40.227	11-	35.328	93.3	46.834	23.110	138.9	1:45.272
4-			In	In		6:03.076 P	12-	30.862	100.9	43.879	22.954	138.1	1:37.695
5-	Out	90.6	45.703	23.504	137.2	1:51.140	13-	31.112	103.9	44.075	23.279	135.3	1:38.466
6-	31.405	99.1	44.784	23.565	137.2	1:39.754	14-	31.119	104.4	45.021	23.526	135.0	1:39.666
7-	32.178	100.9	43.653	22.931	137.2	1:38.762	15-	31.249	104.2	44.278	23.339	133.9	1:38.866
8-	30.987	103.7	43.603	22.982	139.8	1:37.572							
8		Ed SMITH				Redline KTM							
1-	Out	93.3	45.985	24.194	134.2	1:50.239	8-	30.795	105.7	42.530	22.992	135.3	1:36.317
2-	32.009	99.6	44.222	23.193	137.2	1:39.424	9-	30.927	104.4	43.166	22.931	138.1	1:37.024
3-	31.269	97.5	In	In		7:37.780 P	10-	30.606	104.2	43.222	23.018	136.7	1:36.846
4-	Out	97.7	44.435	23.498	135.0	1:50.144	11-	30.749	104.9	43.801	In		1:59.634 P
5-	30.734	105.4	43.317	23.088	136.7	1:37.139	12-	Out	107.9	42.989	22.933	137.0	1:40.346
6-	30.681	102.1	43.223	23.026	135.8	1:36.930	13-	30.472	107.5	43.242	22.832	138.7	1:36.546
7-	30.524	105.5	43.235	22.903	137.2	1:36.662	14-	30.944	105.7	42.707	23.809	137.0	1:37.460
10		Andrew MARRIOTT				AMR Racing							
1-	Out	97.3	49.226	24.347	136.1	2:03.847	9-	31.351	103.2	44.108	23.115	138.1	1:38.574
2-	33.174	97.1	45.218	23.643	139.2	1:42.035	10-	31.088	100.9	43.651	23.042	137.8	1:37.781
3-	32.492	94.5	44.936	23.868	138.7	1:41.296	11-	30.989	102.1	44.543	23.469	138.1	1:39.001
4-	31.940	106.4	44.373	In		7:26.512 P	12-	31.153	103.2	44.189	24.053	133.7	1:39.395
5-	Out	92.3	45.273	23.479	137.8	1:51.468	13-	31.438	104.2	43.336	23.015	138.1	1:37.789
6-	31.745	97.3	44.356	23.543	136.7	1:39.644	14-	30.856	99.1	43.396	23.117	137.8	1:37.369
7-	32.552	97.1	44.424	23.324	137.0	1:40.300	15-	31.023	106.2	44.649	23.541	128.3	1:39.213
8-	31.169	103.4	44.722	23.339	137.0	1:39.230							
11		Kelvin REILLY				Inmoto Corse							
1-	Out	99.0	44.013	22.777	138.4	1:48.910	8-	30.380	108.2	41.961	22.172	141.0	1:34.513
2-	30.954	100.9	42.867	In		1:54.444 P	9-	29.716	110.9	41.931	22.093	141.9	1:33.740
3-	Out	103.9	43.162	In		7:23.486 P	10-	30.502	106.9	42.735	In		4:11.697 P
4-	Out	91.6	45.224	23.181	127.3	1:46.009	11-	Out	102.3	42.454	22.591	138.9	1:40.827

Brands Hatch GP
Circuit Length = 2.3009 miles
Start: 17:52 End: 18:24

Weather / Track : Cloudy / Dry

2009 Focused Events KTM RC8 Super Cup & Under 25 Cup

FREE PRACTICE - SECTOR ANALYSIS

5-	32.646	96.4	43.306	22.252	141.3	1:38.204	12-	30.175	110.4	42.122	22.192	140.7	1:34.489
6-	31.290	105.5	42.671	22.377	141.6	1:36.338	13-	29.806	108.2	42.310	22.562	138.7	1:34.678
7-	31.025	101.7	42.353	22.094	<i>144.0</i>	1:35.472							
13	Andy BATTYE Anthracite Racing												
1-	Out	89.6	48.524	25.012	133.4	1:57.149	8-	32.134	99.1	44.495	23.170	139.5	1:39.799
2-	33.850	100.2	46.405	23.799	138.4	1:44.054	9-	31.895	103.6	44.045	23.385	138.9	1:39.325
3-	33.105	97.3	45.189	23.656	138.7	1:41.950	10-	31.853	101.4	44.219	22.900	139.8	1:38.972
4-	7:48.068	91.3	45.524	23.275	138.9	8:56.867	11-	31.249	98.4	43.968	23.132	<i>141.0</i>	1:38.349
5-	31.640	106.2	44.213	23.098	138.7	1:38.951	12-	31.281	104.5	43.594	<i>22.796</i>	139.8	1:37.671
6-	31.662	105.4	44.538	23.281	139.2	1:39.481	13-	31.081	<i>108.9</i>	<i>43.199</i>	23.002	140.4	1:37.282
7-	31.902	99.4	44.631	23.100	139.2	1:39.633							
14	Nick HOBDEN Littlewood Fencing / D Heal R'g												
1-	Out	89.6	49.654	25.339	126.6	1:58.681	8-	31.541	101.5	44.152	23.198	135.8	1:38.891
2-	33.124	96.4	46.001	23.658	<i>137.8</i>	1:42.783	9-	31.032	102.3	44.258	23.139	137.2	1:38.429
3-	31.782	101.1	44.815	23.546	135.6	1:40.143	10-	35.444	90.2	50.333	23.793	135.6	1:49.570
4-	31.728	99.0	44.651	In		7:31.583 P	11-	31.262	97.1	44.551	23.020	137.5	1:38.833
5-	Out	84.9	46.853	24.209	135.8	1:55.765	12-	<i>30.990</i>	<i>104.0</i>	<i>43.744</i>	<i>23.004</i>	<i>137.8</i>	1:37.738
6-	31.553	101.1	44.938	23.486	137.0	1:39.977	13-	32.887	86.7	48.910	In		3:25.489 P
7-	31.377	100.3	44.683	23.482	134.2	1:39.542	14-	Out	98.5	44.826	24.961	128.1	1:46.073
16	Taryn SKINNER C CarCarc Racing												
1-	Out	81.0	48.287	24.808	136.4	1:54.026	3-	31.691	97.4	<i>44.030</i>	<i>23.196</i>	137.2	1:38.917
2-	33.275	98.7	44.859	23.611	<i>137.8</i>	1:41.745							
19	Peter GOLDEN PGRacing												
1-	32.678	98.4	46.430	23.931	135.0	1:43.039	9-	31.248	102.3	43.799	22.931	137.0	1:37.978
2-	32.200	94.9	45.533	23.517	135.6	1:41.250	10-	31.736	100.3	44.388	22.860	138.7	1:38.984
3-	32.255	100.3	46.041	23.426	137.2	1:41.722	11-	<i>31.036</i>	99.9	43.736	<i>22.776</i>	138.4	1:37.548
4-			In	In		6:08.054 P	12-	31.932	95.2	<i>43.622</i>	23.341	137.8	1:38.895
5-	Out	90.8	47.106	24.135	132.1	1:50.688	13-	31.953	95.6	44.403	23.036	135.0	1:39.392
6-	31.549	<i>102.8</i>	44.290	23.270	138.9	1:39.109	14-	32.003	92.1	44.782	23.377	133.7	1:40.162
7-	31.259	100.6	44.528	22.982	136.1	1:38.769	15-	31.618	93.2	43.967	23.285	<i>139.2</i>	1:38.870
8-	31.646	95.1	44.789	23.694	138.9	1:40.129							
21	Adam FOSTER C Fozzy Racing												
1-	33.174	89.4	45.462	23.778	135.6	1:42.414	8-	31.739	101.2	43.904	23.021	138.7	1:38.664
2-	31.832	100.8	43.981	23.062	138.1	1:38.875	9-	<i>31.011</i>	103.1	43.802	22.711	<i>139.5</i>	1:37.524
3-	31.109	105.0	44.473	22.964	137.5	1:38.546	10-	31.200	96.4	43.702	23.123	136.7	1:38.025
4-			In	In		5:59.734 P	11-	31.059	102.0	43.647	22.956	138.1	1:37.662
5-	Out	89.4	45.723	23.205	134.8	1:53.886	12-	31.069	102.3	44.035	<i>22.707</i>	137.5	1:37.811
6-	31.546	99.7	44.126	23.385	137.5	1:39.057	13-	31.467	102.9	<i>43.311</i>	In		2:45.728 P
7-	31.102	<i>107.2</i>	43.375	22.728	138.9	1:37.205	14-	Out	99.0	45.784	23.755	129.1	1:49.665
23	Sam BISHOP C Kester Cunningham John/Sam Bishop												
1-	31.266	108.4	43.213	22.999	138.1	1:37.478	7-	<i>30.270</i>	<i>113.6</i>	42.936	<i>22.459</i>	140.7	1:35.665
2-	30.757	107.0	42.811	22.745	140.4	1:36.313	8-	30.331	105.7	42.861	22.530	140.7	1:35.722
3-	30.727	107.7	44.289	23.069	139.2	1:38.085	9-	30.689	103.4	43.219	22.689	139.8	1:36.597
4-	7:00.103	95.3	45.402	22.946	137.8	8:08.451	10-	32.394	106.5	43.591	In		3:19.413 P
5-	31.012	105.8	43.437	22.651	<i>143.4</i>	1:37.100	11-	Out	98.3	43.289	22.885	141.3	1:45.657
6-	30.278	108.9	<i>42.426</i>	22.510	140.7	1:35.214	12-	30.515	106.2	42.619	22.673	140.4	1:35.807
28	Ben BROADWAY C Ben Broadway Racing												
1-	34.340	89.5	47.938	24.557	137.8	1:46.835	8-	32.507	94.7	44.666	23.623	<i>138.4</i>	1:40.796
2-	33.772	92.9	46.154	24.035	137.0	1:43.961	9-	32.660	93.1	44.871	<i>23.425</i>	137.2	1:40.956
3-	33.152	91.7	45.638	24.166	133.9	1:42.956	10-	32.352	<i>97.3</i>	45.304	23.722	135.8	1:41.378
4-	6:26.041	86.5	47.738	24.223	136.4	7:38.002	11-	32.813	94.4	45.106	24.085	136.1	1:42.004
5-	32.936	93.6	46.234	23.888	135.6	1:43.058	12-	32.760	95.2	<i>44.521</i>	23.455	137.0	1:40.736
6-	33.277	91.8	45.481	23.576	135.3	1:42.334	13-	32.288	97.0	44.825	23.795	135.3	1:40.908
7-	32.674	92.9	45.439	23.813	136.4	1:41.926	14-	<i>31.958</i>	97.0	45.156	24.704	136.1	1:41.818
33	Francis WILLIAMSON SJ Racing / Bracken Motorcycles												
1-	31.230	109.3	43.591	22.959	<i>141.6</i>	1:37.780	8-	Out	101.7	43.688	23.043	139.5	1:44.610

Brands Hatch GP
Circuit Length = 2.3009 miles
Start: 17:52 End: 18:24

Weather / Track : Cloudy / Dry

2009 Focused Events KTM RC8 Super Cup & Under 25 Cup

FREE PRACTICE - SECTOR ANALYSIS

2-	30.697	107.9	42.643	22.826	139.8	1:36.166	9-	30.799	103.9	42.867	22.998	139.2	1:36.664
3-	30.681	105.5	43.128	23.602	136.4	1:37.411	10-	30.451	107.0	43.012	23.038	137.2	1:36.501
4-	6:51.720	105.5	43.817	23.007	140.4	7:58.544	11-	30.855	107.9	42.972	23.393	131.3	1:37.220
5-	30.578	110.9	<i>42.496</i>	<i>22.676</i>	140.4	1:35.750	12-	32.138	102.1	44.925	23.912	130.1	1:40.975
6-	<i>30.423</i>	<i>112.0</i>	42.679	23.011	134.5	1:36.113	13-	32.216	92.7	46.706	25.058	124.7	1:43.980
7-	31.528	104.2	44.553	In		4:23.680 P							
43	Ben TAYLOR						M & B Motorsport						
1-	32.195	102.3	43.597	22.549	141.9	1:38.341	8-	30.607	108.9	42.804	22.448	141.0	1:35.859
2-	31.327	108.9	42.689	22.468	142.2	1:36.484	9-	30.357	107.5	43.386	22.799	142.5	1:36.542
3-	30.508	108.9	43.036	22.944	141.6	1:36.488	10-	30.490	108.6	<i>42.623</i>	22.527	140.7	1:35.640
4-	7:01.803	92.2	45.790	23.207	141.3	8:10.800	11-	30.437	105.4	43.779	22.530	141.0	1:36.746
5-	32.722	75.7	52.279	23.018	140.4	1:48.019	12-	<i>30.169</i>	103.7	43.656	22.766	142.8	1:36.591
6-	30.688	<i>110.2</i>	42.945	22.529	141.0	1:36.162	13-	30.480	106.5	42.680	<i>22.447</i>	<i>143.4</i>	1:35.607
7-	31.764	100.8	43.298	22.827	141.3	1:37.889	14-	32.157	102.0	46.650	23.918	130.1	1:42.725
69	Peter HASLER						Art Of Racing / Boast Plumbing						
1-	Out	73.0	51.098	25.795	132.4	2:07.401	8-	31.767	96.6	45.099	23.823	136.7	1:40.689
2-	35.144	87.2	47.481	25.135	132.9	1:47.760	9-	31.855	<i>100.0</i>	44.680	23.378	138.4	1:39.913
3-	34.701	87.8	46.891	24.105	135.3	1:45.697	10-	31.974	98.3	44.794	23.760	138.4	1:40.528
4-	7:56.035	90.1	45.806	23.692	140.7	9:05.533	11-	31.985	98.8	44.732	23.638	140.1	1:40.355
5-	32.235	96.8	45.095	23.215	139.2	1:40.545	12-	31.676	99.7	<i>44.158</i>	23.705	137.0	1:39.539
6-	31.800	96.6	44.471	23.223	140.4	1:39.494	13-	31.980	94.5	44.840	23.294	139.2	1:40.114
7-	32.233	94.4	44.688	<i>23.201</i>	<i>141.3</i>	1:40.122	14-	<i>31.583</i>	99.1	44.360	24.308	134.8	1:40.251
71	Richie THORNTON						TA Creative Ltd / P&H Motorcycles						
1-	Out	82.7	48.423	24.925	129.3	1:55.911	9-	31.415	98.3	43.583	23.178	137.5	1:38.176
2-	33.861	89.8	46.477	23.834	137.8	1:44.172	10-	31.297	101.8	43.286	22.569	139.2	1:37.152
3-	32.691	100.2	44.136	23.058	138.4	1:39.885	11-	30.924	99.1	44.021	<i>22.523</i>	137.2	1:37.468
4-	31.253	95.6	44.470	In		7:30.280 P	12-	31.194	102.5	43.277	23.025	134.2	1:37.496
5-	Out	91.1	44.687	22.910	137.8	1:46.810	13-	31.035	<i>104.2</i>	43.438	22.652	138.9	1:37.125
6-	31.028	99.7	43.949	22.751	<i>140.7</i>	1:37.728	14-	30.781	103.7	43.261	22.584	135.6	1:36.626
7-	<i>30.702</i>	103.7	<i>42.976</i>	22.618	139.5	1:36.296	15-	31.113	103.1	43.142	22.637	132.9	1:36.892
8-	31.460	95.2	44.402	23.681	135.6	1:39.543							
74	Rikki OWEN						RO Racing						
1-	Out	91.3	45.979	24.744	134.5	1:57.065	8-	31.424	100.6	43.985	23.026	137.0	1:38.435
2-	32.914	94.1	45.412	23.889	138.1	1:42.215	9-	31.336	95.7	44.536	23.163	138.7	1:39.035
3-	32.115	94.9	44.851	23.693	137.0	1:40.659	10-	31.206	100.8	43.932	22.941	<i>139.2</i>	1:38.079
4-			In	In		6:58.658 P	11-	31.029	99.7	43.406	<i>22.814</i>	137.8	1:37.249
5-	Out	83.6	47.593	23.985	136.1	1:53.335	12-	30.966	101.1	43.585	22.931	137.5	1:37.482
6-	31.627	101.8	44.213	23.040	137.5	1:38.880	13-	<i>30.855</i>	<i>106.2</i>	<i>43.148</i>	22.924	135.6	1:36.927
7-	31.485	103.2	44.238	22.958	137.5	1:38.681							
77	Jonathan RAILTON						C Ducks X Racing						
1-	31.262	105.5	42.875	<i>22.251</i>	<i>144.6</i>	1:36.388	8-	30.135	108.9	<i>42.224</i>	22.283	142.2	1:34.642
2-	30.313	106.7	42.521	22.580	142.5	1:35.414	9-	30.075	106.4	42.403	22.455	142.2	1:34.933
3-	30.342	106.0	46.014	23.820	140.4	1:40.176	10-	32.748	95.9	44.249	23.644	139.2	1:40.641
4-	6:56.239	93.5	45.319	23.455	137.0	8:05.013	11-	30.596	106.9	42.904	22.460	141.3	1:35.960
5-	32.862	98.5	43.995	22.657	141.3	1:39.514	12-	30.087	107.2	42.546	22.446	141.6	1:35.079
6-	30.323	103.9	43.151	22.511	142.2	1:35.985	13-	29.983	107.4	42.345	22.270	142.2	1:34.598
7-	30.466	107.5	42.905	22.455	140.7	1:35.826	14-	<i>29.949</i>	<i>109.1</i>	43.124	22.886	139.5	1:35.959
81	Pauli PEKKANEN						Inmoto Corse						
1-	Out	95.9	44.238	23.300	140.4	1:47.598	8-	29.752	105.7	41.912	<i>22.036</i>	142.2	1:33.700
2-	30.577	107.5	42.256	22.509	142.5	1:35.342	9-	29.939	108.8	42.076	22.169	142.8	1:34.184
3-	30.335	108.4	41.862	22.168	141.9	1:34.365	10-	29.808	108.8	42.371	22.250	143.1	1:34.429
4-	29.977	109.7	In	In		7:29.029 P	11-	29.876	109.5	41.825	22.157	143.1	1:33.858
5-	Out	74.6	47.036	22.565	141.3	1:59.273	12-	29.920	108.6	42.131	22.322	<i>144.0</i>	1:34.373
6-	30.069	107.4	41.894	22.172	142.8	1:34.135	13-	30.620	<i>111.1</i>	42.229	22.109	142.5	1:34.958
7-	29.795	108.4	<i>41.822</i>	22.093	142.2	1:33.710	14-	<i>29.638</i>	<i>111.1</i>	43.173	22.572	143.4	1:35.383
88	James EDMEADES						Redline Motorcycles / VCG						
1-	Out	95.1	46.471	23.748	135.0	1:48.228	8-	31.370	106.2	42.833	22.562	135.8	1:36.765

Brands Hatch GP
Circuit Length = 2.3009 miles
Start: 17:52 End: 18:24

Weather / Track : Cloudy / Dry

2009 Focused Events KTM RC8 Super Cup & Under 25 Cup

FREE PRACTICE - SECTOR ANALYSIS

2 -	31.696	98.5	44.418	23.327	139.5	1:39.441	9 -	30.997	105.8	42.778	<i>22.209</i>	<i>141.9</i>	1:35.984
3 -	31.103	107.9	43.169	22.879	140.7	1:37.151	10 -	30.854	<i>111.7</i>	42.844	22.523	139.5	1:36.221
4 -	30.647	102.0	43.406	22.859	138.7	1:36.912	11 -	<i>30.490</i>	108.4	42.652	22.619	139.2	1:35.761
5 -			In	In		5:47.658 P	12 -	31.413	103.9	45.482	In		3:13.197 P
6 -	Out	94.7	45.875	22.889	140.7	1:45.274	13 -	Out	98.4	43.706	22.809	141.0	1:46.667
7 -	30.986	107.9	43.359	23.288	137.2	1:37.633	14 -	30.578	107.7	<i>42.615</i>	22.496	<i>141.9</i>	1:35.689

100 Juha TAINA

JunnaRacing.com

1 -	34.306	85.1	46.527	23.988	119.0	1:44.821	8 -	32.914	91.1	45.361	23.820	124.0	1:42.095
2 -	32.921	93.2	45.551	24.106	123.4	1:42.578	9 -	32.551	93.6	45.175	<i>23.261</i>	129.3	1:40.987
3 -	32.783	89.4	45.827	23.981	117.7	1:42.591	10 -	32.206	94.9	44.946	23.581	124.7	1:40.733
4 -			In	In		5:57.678 P	11 -	32.451	94.4	44.866	23.482	130.3	1:40.799
5 -	Out	83.2	48.177	In		3:22.191 P	12 -	32.885	96.4	<i>44.445</i>	23.434	130.6	1:40.764
6 -	Out	96.3	45.045	23.714	122.2	1:48.742	13 -	<i>32.111</i>	97.5	44.755	23.606	<i>131.6</i>	1:40.472
7 -	33.159	<i>98.0</i>	45.051	23.922	123.1	1:42.132							

101 Colin MOULD

Mouldy Racing

1 -	35.623	88.4	48.961	26.123	123.1	1:50.707	7 -	33.740	92.7	46.888	24.391	131.6	1:45.019
2 -	34.781	94.7	47.945	25.812	128.8	1:48.538	8 -	32.888	96.0	46.680	24.254	134.2	1:43.822
3 -	7:58.217	90.7	49.266	25.356	128.6	9:12.839	9 -	33.106	96.1	46.467	24.618	129.8	1:44.191
4 -	34.366	91.2	48.259	25.276	124.3	1:47.901	10 -	33.430	93.1	46.891	24.238	132.4	1:44.559
5 -	34.683	89.0	47.546	25.028	132.6	1:47.257	11 -	32.973	95.5	46.568	<i>24.045</i>	<i>135.0</i>	1:43.586
6 -	33.297	91.9	47.374	25.211	129.8	1:45.882	12 -	<i>32.498</i>	<i>100.3</i>	<i>46.109</i>	24.667	128.1	1:43.274

2009 Focused Events KTM RC8 Super Cup & Under 25 Cup

FREE PRACTICE - SPEED TRAPS

SECTOR 1				SECTOR 2			FINISH LINE			
POS	NO	NAME	MPH	NO	NAME	MPH	NO	NAME	MPH	
1	1	David WOOD	115.5				77	Jonathan RAILTON	144.6	
2	23	Sam BISHOP	113.6				11	Kelvin REILLY	144.0	
3	33	Francis WILLIAMSON	112.0				81	Pauli PEKKANEN	144.0	
4	88	James EDMEADES	111.7				1	David WOOD	143.7	
5	4	Dave HEAL	111.5				23	Sam BISHOP	143.4	
6	81	Pauli PEKKANEN	111.1				43	Ben TAYLOR	143.4	
7	11	Kelvin REILLY	110.9				0	Christian IDDON	143.1	
8	43	Ben TAYLOR	110.2				4	Dave HEAL	143.1	
9	77	Jonathan RAILTON	109.1				88	James EDMEADES	141.9	
10	13	Andy BATTYE	108.9				33	Francis WILLIAMSON	141.6	
11	7	Rob McNEALY	107.9				69	Peter HASLER	141.3	
12	8	Ed SMITH	107.9				13	Andy BATTYE	141.0	
13	0	Christian IDDON	107.4				71	Richie THORNTON	140.7	
14	21	Adam FOSTER	107.2				7	Rob McNEALY	139.8	
15	10	Andrew MARRIOTT	106.4				21	Adam FOSTER	139.5	
16	74	Rikki OWEN	106.2				10	Andrew MARRIOTT	139.2	
17	71	Richie THORNTON	104.2				19	Peter GOLDEN	139.2	
18	14	Nick HOB DEN	104.0				74	Rikki OWEN	139.2	
19	19	Peter GOLDEN	102.8				8	Ed SMITH	138.7	
20	16	Taryn SKINNER	102.0				28	Ben BROADWAY	138.4	
21	101	Colin MOULD	100.3				14	Nick HOB DEN	137.8	
22	69	Peter HASLER	100.0				16	Taryn SKINNER	137.8	
23	100	Juha TAINA	98.0				101	Colin MOULD	135.0	
24	28	Ben BROADWAY	97.3				100	Juha TAINA	131.6	

Weather / Track : Cloudy / Dry

www.tsl-timing.com

Brands Hatch GP
Circuit Length = 2.3009 miles
Start: 17:52 End: 18:24

Printed - 18.26 Friday, 07 August 2009

2009 Focused Events KTM RC8 Super Cup & Under 25 Cup

FREE PRACTICE - BEST SECTOR TIMES

SECTOR 1			SECTOR 2			SECTOR 3			IDEAL / BEST COMPARISON							
POS	NO	NAME	TIME	NO	NAME	TIME	NO	NAME	TIME	POS	NO	NAME	IDEAL	BEST	DIFF	
1	81	PEKKANEN	29.638	81	PEKKANEN	41.822	81	PEKKANEN	22.036	1	81	PEKKANEN	1:33.496	1:33.700	0.204	
2	11	REILLY	29.716	11	REILLY	41.931	11	REILLY	22.093	2	11	REILLY	1:33.740	1:33.740	0.000	
3	1	WOOD	29.738	1	WOOD	41.980	1	WOOD	22.165	3	1	WOOD	1:33.883	1:33.989	0.106	
4	77	RAILTON	29.949	77	RAILTON	42.224	88	EDMEADES	22.209	4	77	RAILTON	1:34.424	1:34.598	0.174	
5	4	HEAL	30.035	4	HEAL	42.265	77	RAILTON	22.251	5	4	HEAL	1:34.883	1:35.017	0.134	
6	43	TAYLOR	30.169	23	BISHOP	42.426	43	TAYLOR	22.447	6	23	BISHOP	1:35.155	1:35.214	0.059	
7	23	BISHOP	30.270	33	WILLIAMSON	42.496	23	BISHOP	22.459	7	43	TAYLOR	1:35.239	1:35.607	0.368	
8	0	IDDON	30.357	8	SMITH	42.530	71	THORNTON	22.523	8	88	EDMEADES	1:35.314	1:35.689	0.375	
9	33	WILLIAMSON	30.423	88	EDMEADES	42.615	0	IDDON	22.565	9	33	WILLIAMSON	1:35.595	1:35.750	0.155	
10	8	SMITH	30.472	43	TAYLOR	42.623	4	HEAL	22.583	10	0	IDDON	1:35.802	1:36.184	0.382	
11	88	EDMEADES	30.490	0	IDDON	42.880	33	WILLIAMSON	22.676	11	8	SMITH	1:35.834	1:36.317	0.483	
12	71	THORNTON	30.702	71	THORNTON	42.976	21	FOSTER	22.707	12	71	THORNTON	1:36.201	1:36.296	0.095	
13	74	OWEN	30.855	74	OWEN	43.148	19	GOLDEN	22.776	13	74	OWEN	1:36.817	1:36.927	0.110	
14	10	MARRIOTT	30.856	13	BATTYE	43.199	13	BATTYE	22.796	14	21	FOSTER	1:37.029	1:37.205	0.176	
15	7	McNEALY	30.862	21	FOSTER	43.311	74	OWEN	22.814	15	13	BATTYE	1:37.034	1:37.282	0.248	
16	14	HOBDEN	30.990	10	MARRIOTT	43.336	8	SMITH	22.832	16	10	MARRIOTT	1:37.207	1:37.369	0.162	
17	21	FOSTER	31.011	7	McNEALY	43.603	7	McNEALY	22.931	17	7	McNEALY	1:37.396	1:37.572	0.176	
18	19	GOLDEN	31.036	19	GOLDEN	43.622	14	HOBDEN	23.004	18	19	GOLDEN	1:37.434	1:37.548	0.114	
19	13	BATTYE	31.039	14	HOBDEN	43.744	10	MARRIOTT	23.015	19	14	HOBDEN	1:37.738	1:37.738	0.000	
20	16	SKINNER	31.478	16	SKINNER	44.030	16	SKINNER	23.196	20	16	SKINNER	1:38.704	1:38.917	0.213	
21	69	HASLER	31.583	69	HASLER	44.158	69	HASLER	23.201	21	69	HASLER	1:38.942	1:39.494	0.552	
22	28	BROADWAY	31.958	100	TAINA	44.445	100	TAINA	23.261	22	100	TAINA	1:39.817	1:40.472	0.655	
23	100	TAINA	32.111	28	BROADWAY	44.521	28	BROADWAY	23.425	23	28	BROADWAY	1:39.904	1:40.736	0.832	
24	101	MOULD	32.498	101	MOULD	46.109	101	MOULD	24.045	24	101	MOULD	1:42.652	1:43.274	0.622	
													Perfect Lap	1:33.496		

Brands Hatch GP
Circuit Length = 2.3009 miles
Start: 17:52 End: 18:24

Weather / Track : Cloudy / Dry

www.tsl-timing.com

Printed - 18.26 Friday, 07 August 2009

MCRCB BULLETIN TK019

2009 Focused Events KTM RC8 Super Cup & Under 25 Cup QUALIFYING - CLASSIFICATION

POS	NO	CL	NAME	ENTRY	TIME	ON	LAPS	GAP	DIFF	MPH
1	81		Pauli PEKKANEN	KTM - Inmoto Corse	1:32.998	10	16			89.06
2	1		David WOOD	KTM - KTM UK	1:33.032	11	14	0.034	0.034	89.03
3	77	C	Jonathan RAILTON	KTM - Ducks X Racing	1:33.584	12	16	0.586	0.552	88.51
4	4		Dave HEAL	KTM - Littlewood Fencing / D Heal R'g	1:33.903	14	15	0.905	0.319	88.20
5	0		Christian IDDON	KTM - KTM UK	1:34.097	16	16	1.099	0.194	88.02
6	8		Ed SMITH	KTM - Redline KTM	1:34.241	11	15	1.243	0.144	87.89
7	23	C	Sam BISHOP	KTM - Kester Cunningham John/Sam Bishop	1:34.251	6	16	1.253	0.010	87.88
8	33		Francis WILLIAMSON	KTM - SJ Racing / Bracken Motorcycles	1:34.330	10	15	1.332	0.079	87.81
9	11		Kelvin REILLY	KTM - Inmoto Corse	1:34.366	12	14	1.368	0.036	87.77
10	88		James EDMEADES	KTM - Redline Motorcycles / VCG	1:34.894	10	14	1.896	0.528	87.28
11	13		Andy BATTYE	KTM - Anthracite Racing	1:35.612	13	14	2.614	0.718	86.63
12	43		Ben TAYLOR	KTM - M & B Motorsport	1:35.742	2	3	2.744	0.130	86.51
13	21	C	Adam FOSTER	KTM - Fozzy Racing	1:35.748	16	16	2.750	0.006	86.50
14	71		Richie THORNTON	KTM - TA Creative Ltd / P&H Motorcycles	1:36.148	16	16	3.150	0.400	86.15
15	10		Andrew MARRIOTT	KTM - AMR Racing	1:36.337	15	15	3.339	0.189	85.98
16	19		Peter GOLDEN	KTM - PGRacing	1:36.409	13	14	3.411	0.072	85.91
17	74		Rikki OWEN	KTM - RO Racing	1:36.618	13	14	3.620	0.209	85.73
18	7		Rob McNEALY	KTM - Bracken KTM	1:36.663	11	16	3.665	0.045	85.69
19	69		Peter HASLER	KTM - Art Of Racing / Boast Plumbing	1:37.798	16	16	4.800	1.135	84.69
20	14		Nick HOBDEN	KTM - Littlewood Fencing / D Heal R'g	1:38.002	3	13	5.004	0.204	84.52
21	28	C	Ben BROADWAY	KTM - Ben Broadway Racing	1:39.215	5	16	6.217	1.213	83.48
22	100		Juha TAINA	KTM - JunnaRacing.com	1:39.386	13	14	6.388	0.171	83.34
23	101		Colin MOULD	KTM - Mouldy Racing	1:41.739	14	15	8.741	2.353	81.41

QUALIFICATION MAXIMA (110% of 1:32.998) = 1:42.297

Weather / Track : Sunny / Dry

These results are provisional until the conclusion of any judicial and technical matters.

Brands Hatch GP
Circuit Length = 2.3009 miles
Start: 09:00 End: 09:31

Race Director :	Stewards :	Timekeeper :
-----------------	------------	--------------

MCRCB BULLETIN TK020

2009 Focused Events KTM RC8 Super Cup & Under 25 Cup

QUALIFYING - SECTOR ANALYSIS

0	Christian IDDON					KTM UK								
1-	Out	87.2	46.840	24.217	135.8	1:47.244	9-	29.841	109.5	42.175	22.293	<i>143.1</i>	1:34.309	
2-	32.533	98.7	45.110	23.299	141.3	1:40.942	10-	30.140	108.2	<i>41.966</i>	22.315	141.0	1:34.421	
3-	30.700	104.7	43.265	23.257	141.6	1:37.222	11-	29.680	109.3	42.479	22.806	141.0	1:34.965	
4-	30.582	104.4	42.414	22.746	141.0	1:35.742	12-	29.877	109.8	42.004	22.349	141.0	1:34.230	
5-	30.226	106.5	42.404	23.307	140.4	1:35.937	13-	29.655	108.6	44.499	22.845	140.7	1:36.999	
6-	32.264	95.3	48.957	23.560	140.7	1:44.781	14-	<i>29.464</i>	109.3	42.324	22.643	135.3	1:34.431	
7-	29.847	<i>111.1</i>	In	In		6:32.481	P	15-	33.156	96.0	45.655	22.892	140.7	1:41.703
8-	Out	103.1	44.722	23.930	139.5	1:43.173		16-	29.625	106.9	42.212	<i>22.260</i>	140.7	1:34.097
1	David WOOD					KTM UK								
1-	Out	90.8	45.926	23.575	140.1	1:43.862	8-	Out	107.0	42.263	22.806	142.5	1:39.299	
2-	31.299	95.2	43.609	22.420	145.6	1:37.328	9-	30.473	107.4	42.620	22.350	136.7	1:35.443	
3-	30.513	113.0	42.364	22.206	143.7	1:35.083	10-	31.117	109.8	42.711	23.279	144.3	1:37.107	
4-	30.011	108.4	42.553	21.952	144.6	1:34.516	11-	29.738	115.1	<i>41.496</i>	21.798	145.3	1:33.032	
5-	29.667	112.8	41.755	21.939	<i>145.9</i>	1:33.361	12-	<i>29.568</i>	107.0	42.991	22.529	145.3	1:35.088	
6-	29.706	112.2	41.671	22.067	142.2	1:33.444	13-	30.590	103.7	42.420	22.152	144.3	1:35.162	
7-	34.125	87.3	In	In		7:11.466	P	14-	29.880	108.9	41.855	<i>21.733</i>	145.3	1:33.468
4	Dave HEAL					Littlewood Fencing / D Heal R'g								
1-	Out	92.7	46.735	24.231	136.7	1:48.144	9-	29.912	113.6	42.068	22.715	139.5	1:34.695	
2-	31.856	97.0	44.512	23.162	140.4	1:39.530	10-	29.873	110.9	42.108	22.471	140.1	1:34.452	
3-	30.437	106.2	42.612	22.757	142.8	1:35.806	11-	29.776	108.6	42.075	22.461	140.7	1:34.312	
4-	30.540	110.0	42.581	22.744	141.6	1:35.865	12-	54.454	39.6	1:15.477	22.715	<i>144.0</i>	2:32.646	
5-	29.924	107.0	42.322	22.350	141.6	1:34.596	13-	29.849	110.7	42.032	22.399	140.7	1:34.280	
6-	29.849	111.5	42.217	22.307	142.2	1:34.373	14-	<i>29.609</i>	112.8	<i>42.027</i>	<i>22.267</i>	142.5	1:33.903	
7-	30.018	105.8	In	In		7:43.822	P	15-	29.610	<i>113.7</i>	42.078	22.566	138.9	1:34.254
8-	Out	102.9	43.696	23.480	138.9	1:45.548								
7	Rob McNEALY					Bracken KTM								
1-	Out	87.3	48.495	24.835	134.2	1:48.982	9-	31.378	105.0	<i>42.970</i>	22.873	<i>138.1</i>	1:37.221	
2-	33.508	95.2	45.649	23.520	132.1	1:42.677	10-	30.825	100.3	44.430	22.955	137.8	1:38.210	
3-	32.120	91.6	45.053	23.410	134.8	1:40.583	11-	<i>30.650</i>	108.6	43.335	<i>22.678</i>	136.7	1:36.663	
4-	31.351	96.1	44.800	23.928	131.1	1:40.079	12-	30.950	107.7	43.333	22.783	136.4	1:37.066	
5-	31.922	103.1	43.717	22.972	137.5	1:38.611	13-	30.978	108.6	43.725	30.615	133.7	1:45.318	
6-	30.954	<i>108.8</i>	43.496	23.164	136.4	1:37.614	14-	31.242	107.0	43.632	23.208	137.0	1:38.082	
7-			In	In		6:09.298	P	15-	30.891	108.6	43.580	22.812	136.1	1:37.283
8-	Out	99.9	44.130	23.105	137.8	1:42.062		16-	30.987	99.1	43.766	22.962	136.1	1:37.715
8	Ed SMITH					Redline KTM								
1-	Out	85.6	46.995	24.315	136.1	1:48.614	9-	30.351	107.0	42.391	22.556	138.1	1:35.298	
2-	33.804	90.6	45.326	23.369	137.0	1:42.499	10-	29.923	107.4	42.203	<i>22.334</i>	137.8	1:34.460	
3-	31.070	102.6	43.127	22.937	139.5	1:37.134	11-	29.884	<i>111.7</i>	<i>41.881</i>	22.476	138.7	1:34.241	
4-	30.512	107.0	42.781	22.997	<i>141.0</i>	1:36.290	12-	29.862	107.7	42.259	22.629	137.8	1:34.750	
5-	30.649	103.7	47.099	23.541	138.1	1:41.289	13-	32.296	81.2	In	In		3:28.928	
6-	30.423	104.9	42.621	22.607	140.4	1:35.651	14-	Out	103.2	42.931	22.675	138.7	1:41.418	
7-	30.205	107.4	In	In		6:23.691	P	15-	<i>29.858</i>	108.1	42.211	22.380	137.2	1:34.449
8-	Out	104.9	43.125	22.984	137.2	1:40.659								
10	Andrew MARRIOTT					AMR Racing								
1-	Out	91.2	45.924	23.608	135.0	1:43.861	9-	30.916	106.7	43.170	22.851	136.4	1:36.937	
2-	31.953	104.2	44.493	23.486	136.4	1:39.932	10-	30.750	106.7	43.264	23.423	136.7	1:37.437	
3-	32.553	101.4	43.752	23.122	137.0	1:39.427	11-	30.683	103.2	43.220	<i>22.748</i>	136.4	1:36.651	
4-	31.447	107.4	43.542	23.023	137.8	1:38.012	12-	30.913	<i>108.4</i>	<i>42.800</i>	22.841	136.7	1:36.554	
5-	31.218	102.0	44.195	22.964	<i>138.4</i>	1:38.377	13-	30.702	101.7	43.342	22.852	137.5	1:36.896	
6-	30.983	95.1	43.455	In		8:08.905	P	14-	31.043	101.2	43.856	22.780	138.1	1:37.679
7-	Out	97.0	44.172	23.227	135.8	1:41.974		15-	<i>30.504</i>	107.0	43.005	22.828	132.4	1:36.337
8-	30.973	105.0	43.291	22.977	137.0	1:37.241								
11	Kelvin REILLY					Inmoto Corse								
1-	Out	84.0	45.687	23.318	138.7	1:44.422	8-	31.189	105.7	42.197	22.349	141.0	1:35.735	
2-	31.893	99.3	43.682	22.849	139.2	1:38.424	9-	29.985	<i>109.1</i>	42.113	22.281	141.6	1:34.379	
3-	30.572	104.4	42.598	22.618	140.4	1:35.788	10-	30.483	105.4	42.329	22.475	141.0	1:35.287	

Brands Hatch GP
Circuit Length = 2.3009 miles
Start: 09:00 End: 09:31

Weather / Track : Sunny / Dry

MCRCB BULLETIN TK020

2009 Focused Events KTM RC8 Super Cup & Under 25 Cup

QUALIFYING - SECTOR ANALYSIS

4-	31.953	97.4	43.362	In	3:56.523	P	11-	30.499	105.7	42.068	22.927	142.2	1:35.494	
5-	Out	101.7	In	In	7:12.981	P	12-	30.237	104.4	<i>41.905</i>	<i>22.224</i>	142.8	1:34.366	
6-	Out	100.2	43.774	22.991	138.9	1:42.808	13-	30.375	105.8	42.240	22.415	<i>144.0</i>	1:35.030	
7-	30.459	105.7	42.473	22.418	142.2	1:35.350	14-	<i>29.978</i>	108.6	42.263	22.503	140.4	1:34.744	
13	Andy BATTYE			Anthracite Racing										
1-	Out	86.9	46.718	24.032	137.2	1:46.731	8-	Out	94.1	44.514	22.909	140.1	1:44.648	
2-	32.662	97.1	44.377	22.884	140.7	1:39.923	9-	31.141	106.9	43.050	22.726	138.7	1:36.917	
3-	31.366	106.9	43.369	22.608	140.7	1:37.343	10-	31.060	102.3	42.972	22.469	140.1	1:36.501	
4-	31.333	104.0	43.679	22.908	<i>141.0</i>	1:37.920	11-	30.893	105.5	42.913	22.924	140.7	1:36.730	
5-	31.088	104.2	43.659	22.724	138.4	1:37.471	12-	30.762	107.0	42.755	<i>22.338</i>	140.1	1:35.855	
6-	31.137	102.8	43.236	22.795	138.7	1:37.168	13-	<i>30.364</i>	106.2	42.688	22.560	138.4	1:35.612	
7-	30.951	103.6	In	In	6:32.899	P	14-	30.401	<i>107.2</i>	<i>42.669</i>	22.556	139.8	1:35.626	
14	Nick HOBDEN			Littlewood Fencing / D Heal R'g										
1-	Out	82.5	47.482	23.675	138.9	1:47.158	8-	31.872	94.8	45.542	23.467	136.4	1:40.881	
2-	32.432	94.7	45.644	23.287	<i>139.8</i>	1:41.363	9-	31.218	<i>105.7</i>	44.203	23.101	137.2	1:38.522	
3-	31.205	102.1	<i>43.789</i>	<i>23.008</i>	138.4	1:38.002	10-	31.294	100.6	44.462	23.344	136.7	1:39.100	
4-	<i>30.901</i>	102.6	44.514	23.242	138.1	1:38.657	11-	31.889	94.4	46.888	In		4:12.721	P
5-	31.192	103.7	43.912	23.326	136.1	1:38.430	12-	Out	98.3	44.067	23.096	138.4	1:43.090	
6-	34.294	89.2	45.343	In		8:31.953	P	13-	31.109	98.5	44.184	23.245	137.8	1:38.538
7-	Out	93.2	46.257	24.302	137.0	1:48.925								
19	Peter GOLDEN			PGRacing										
1-	Out	79.8	46.709	23.763	135.8	1:48.111	8-	30.860	101.8	43.536	22.863	138.9	1:37.259	
2-	32.406	102.3	44.384	23.113	138.9	1:39.903	9-	30.788	<i>106.0</i>	43.544	22.855	139.5	1:37.187	
3-	30.931	100.8	43.830	23.176	138.1	1:37.937	10-	30.904	101.1	43.965	22.948	138.1	1:37.817	
4-	31.955	86.9	45.145	23.075	138.9	1:40.175	11-	30.938	93.9	43.769	22.935	137.8	1:37.642	
5-	30.961	100.0	43.691	22.823	139.5	1:37.475	12-	31.138	99.0	44.123	<i>22.626</i>	<i>140.1</i>	1:37.887	
6-	30.863	99.3	43.293	In		8:29.304	P	13-	<i>30.730</i>	99.6	<i>42.971</i>	22.708	137.2	1:36.409
7-	Out	92.2	44.256	23.479	137.8	1:43.225	14-	31.004	102.6	43.535	22.650	131.6	1:37.189	
21	Adam FOSTER			C Fozzy Racing										
1-	Out	86.0	47.079	24.338	134.5	1:48.280	9-	31.071	105.7	43.699	22.726	137.8	1:37.496	
2-	32.482	89.1	44.370	22.853	138.7	1:39.705	10-	30.782	107.7	<i>42.890</i>	22.567	<i>139.2</i>	1:36.239	
3-	31.473	97.1	43.715	22.870	138.1	1:38.058	11-	30.608	105.2	43.248	22.594	137.2	1:36.450	
4-	31.009	104.4	43.498	22.857	138.1	1:37.364	12-	30.530	108.1	43.025	23.042	137.2	1:36.597	
5-	30.953	102.8	43.537	22.805	137.5	1:37.295	13-	30.712	103.6	43.238	22.820	138.1	1:36.770	
6-	30.538	107.4	43.053	22.439	138.4	1:36.030	14-	30.711	103.6	42.965	22.534	<i>139.2</i>	1:36.210	
7-	<i>30.369</i>	104.9	In	In		6:42.892	P	15-	30.403	<i>109.1</i>	42.986	22.549	<i>139.2</i>	1:35.938
8-	Out	99.3	44.645	22.901	<i>139.2</i>	1:45.573	16-	30.430	105.7	43.000	<i>22.318</i>	138.9	1:35.748	
23	Sam BISHOP			C Kester Cunningham John/Sam Bishop										
1-	Out	93.1	46.480	23.608	142.8	1:45.913	9-	30.203	106.7	42.317	22.417	144.9	1:34.937	
2-	31.756	102.8	43.488	22.743	141.0	1:37.987	10-	30.199	106.2	42.536	22.349	143.1	1:35.084	
3-	30.609	103.9	42.840	22.499	140.4	1:35.948	11-	30.079	108.1	42.097	22.304	143.1	1:34.480	
4-	30.433	106.5	42.632	22.477	140.7	1:35.542	12-	<i>29.923</i>	105.4	42.369	22.263	<i>145.3</i>	1:34.555	
5-	30.141	<i>109.7</i>	42.810	22.602	140.4	1:35.553	13-	29.961	<i>109.7</i>	42.262	22.434	142.5	1:34.657	
6-	30.199	105.7	<i>41.913</i>	<i>22.139</i>	142.8	1:34.251	14-	30.038	106.7	42.386	22.181	142.8	1:34.605	
7-	31.598	101.5	In	In		7:12.567	P	15-	30.722	108.6	42.237	22.442	143.1	1:35.401
8-	Out	104.2	42.815	22.399	<i>145.3</i>	1:38.049	16-	30.830	104.2	42.761	22.602	137.0	1:36.193	
28	Ben BROADWAY			C Ben Broadway Racing										
1-	Out	88.5	46.781	23.737	135.6	1:47.600	9-	32.304	97.5	44.825	23.598	138.4	1:40.727	
2-	32.733	100.6	45.510	23.927	<i>138.9</i>	1:42.170	10-	32.237	<i>101.5</i>	45.070	23.320	137.5	1:40.627	
3-	32.300	99.0	44.182	23.389	138.7	1:39.871	11-	31.948	99.6	44.711	23.618	137.0	1:40.277	
4-	32.351	98.5	44.047	23.083	137.5	1:39.481	12-	32.139	100.8	44.336	23.483	137.0	1:39.958	
5-	32.189	98.4	<i>43.851</i>	23.175	137.8	1:39.215	13-	32.284	99.0	44.650	<i>23.049</i>	138.4	1:39.983	
6-	31.994	94.4	45.021	23.390	135.3	1:40.405	14-	<i>31.947</i>	99.9	44.528	23.135	137.0	1:39.610	
7-	32.637	96.6	In	In		6:18.734	P	15-	32.197	99.1	46.146	23.232	136.4	1:41.575
8-	Out	92.8	45.130	23.424	135.6	1:44.928	16-	32.172	99.9	45.020	23.568	138.4	1:40.760	
33	Francis WILLIAMSON			SJ Racing / Bracken Motorcycles										
1-	Out	94.4	46.978	24.205	139.5	1:46.987	9-	30.414	<i>112.0</i>	42.112	22.975	139.8	1:35.501	

Brands Hatch GP
Circuit Length = 2.3009 miles
Start: 09:00 End: 09:31

Weather / Track : Sunny / Dry

MCRCB BULLETIN TK020

2009 Focused Events KTM RC8 Super Cup & Under 25 Cup

QUALIFYING - SECTOR ANALYSIS

2-	32.188	99.4	43.958	23.110	142.2	1:39.256	10-	30.306	110.0	41.832	<i>22.192</i>	<i>143.7</i>	1:34.330
3-	30.762	109.1	42.955	23.021	141.3	1:36.738	11-	30.173	111.1	41.954	22.398	141.9	1:34.525
4-	30.810	108.1	42.529	22.722	141.0	1:36.061	12-	<i>30.110</i>	110.9	42.490	22.667	141.6	1:35.267
5-	30.476	110.9	42.415	22.483	141.0	1:35.374	13-	30.241	108.1	42.080	22.331	140.7	1:34.652
6-	30.319	110.7	42.052	22.325	141.3	1:34.696	14-	30.124	110.7	<i>41.822</i>	22.701	139.8	1:34.647
7-	30.393	109.8	In	In		6:48.492 P	15-	30.119	111.1	42.130	22.468	138.7	1:34.717
8-	Out	106.5	43.739	23.114	143.1	1:41.178							
43	Ben TAYLOR						M & B Motorsport						
1-	Out	100.3	46.881	22.825	141.9	1:51.088	3-	31.754	91.9	46.965	22.569	<i>142.8</i>	1:41.288
2-	<i>30.564</i>	<i>106.0</i>	<i>42.775</i>	<i>22.403</i>	<i>142.8</i>	1:35.742							
69	Peter HASLER						Art Of Racing / Boast Plumbing						
1-	Out	80.6	46.867	23.898	137.5	1:47.261	9-	32.109	94.9	44.040	23.612	136.1	1:39.761
2-	32.904	94.7	45.287	23.777	138.7	1:41.968	10-	31.467	99.1	43.995	23.144	138.7	1:38.606
3-	32.209	96.1	44.655	23.398	137.8	1:40.262	11-	31.922	100.0	43.950	23.194	139.2	1:39.066
4-	31.863	97.3	44.277	23.474	139.2	1:39.614	12-	31.520	98.1	44.871	23.190	<i>141.3</i>	1:39.581
5-	31.784	96.8	44.335	23.205	138.9	1:39.324	13-	31.581	100.0	44.127	23.273	138.9	1:38.981
6-	32.436	92.2	44.888	23.408	139.5	1:40.732	14-	31.291	98.1	44.164	<i>22.919</i>	139.5	1:38.374
7-	32.489	94.9	In	In		6:30.234 P	15-	31.733	<i>101.1</i>	44.359	23.096	140.1	1:39.188
8-	Out	95.1	44.637	23.526	138.7	1:42.993	16-	<i>31.013</i>	100.9	<i>43.761</i>	23.024	139.2	1:37.798
71	Richie THORNTON						TA Creative Ltd / P&H Motorcycles						
1-	Out	88.4	46.049	23.830	134.5	1:46.894	9-	31.014	99.0	43.428	23.607	134.2	1:38.049
2-	31.996	100.2	44.463	23.330	134.2	1:39.789	10-	32.611	99.0	43.407	22.951	137.5	1:38.969
3-	31.810	99.9	43.759	22.891	137.8	1:38.460	11-	30.756	104.0	43.225	<i>22.537</i>	136.7	1:36.518
4-	31.101	101.2	43.389	22.649	137.2	1:37.139	12-	30.825	104.4	43.078	22.550	140.1	1:36.453
5-	31.075	101.4	43.327	22.581	138.4	1:36.983	13-	30.623	101.8	43.099	22.628	<i>140.7</i>	1:36.350
6-	30.674	100.6	43.062	22.679	137.2	1:36.415	14-	31.241	<i>104.5</i>	43.563	22.673	138.7	1:37.477
7-	31.800	101.4	In	In		6:37.004 P	15-	30.831	99.1	43.790	22.744	137.8	1:37.365
8-	Out	97.7	44.136	23.858	137.2	1:44.862	16-	<i>30.532</i>	<i>104.5</i>	<i>42.920</i>	22.696	137.5	1:36.148
74	Rikki OWEN						RO Racing						
1-	Out	83.8	46.388	24.234	133.9	1:56.011	8-	31.164	99.0	43.404	22.877	138.1	1:37.445
2-	33.267	97.8	45.430	22.864	138.1	1:41.561	9-	30.899	102.9	43.406	22.692	<i>142.5</i>	1:36.997
3-	31.076	102.9	43.179	22.856	138.9	1:37.111	10-	31.222	100.9	43.771	23.116	137.5	1:38.109
4-	31.232	104.5	43.338	22.783	138.4	1:37.353	11-	31.047	98.7	43.428	23.036	139.5	1:37.511
5-	30.897	100.9	43.396	22.626	138.7	1:36.919	12-	31.212	102.6	43.301	<i>22.601</i>	137.5	1:37.114
6-			In	In		6:15.135 P	13-	<i>30.757</i>	<i>107.2</i>	<i>43.122</i>	22.739	137.8	1:36.618
7-	Out	94.7	44.913	23.553	139.8	1:44.083	14-	30.858	106.9	43.567	22.805	138.1	1:37.230
77	Jonathan RAILTON						C Ducks X Racing						
1-	Out	91.7	45.245	23.240	139.5	1:42.613	9-	30.577	106.2	42.546	22.498	140.7	1:35.621
2-	30.971	99.6	43.577	22.900	140.4	1:37.448	10-	29.867	106.9	43.032	22.330	140.4	1:35.229
3-	30.558	104.5	42.689	22.444	<i>143.1</i>	1:35.691	11-	29.789	108.2	42.020	22.330	141.6	1:34.139
4-	30.331	<i>110.6</i>	42.471	22.354	141.6	1:35.156	12-	<i>29.645</i>	108.4	<i>41.786</i>	<i>22.153</i>	141.6	1:33.584
5-	30.043	107.2	42.155	22.861	141.9	1:35.059	13-	29.791	108.1	42.137	22.195	141.6	1:34.123
6-	29.829	107.5	42.182	22.516	<i>143.1</i>	1:34.527	14-	29.760	108.4	41.938	22.220	141.6	1:33.918
7-			In	In		5:49.526 P	15-	29.849	108.4	42.689	22.250	141.3	1:34.788
8-	Out	96.8	44.922	23.506	137.2	1:45.076	16-	29.843	108.6	42.190	22.361	140.4	1:34.394
81	Pauli PEKKANEN						Inmoto Corse						
1-	Out	89.8	46.482	23.381	140.7	1:45.476	9-	29.872	<i>112.8</i>	41.656	22.231	141.6	1:33.759
2-	31.802	97.0	43.778	22.970	140.4	1:38.550	10-	<i>29.479</i>	109.5	<i>41.547</i>	21.972	<i>144.6</i>	1:32.998
3-	31.192	104.5	42.661	22.593	141.0	1:36.446	11-	30.023	106.0	41.574	<i>21.828</i>	143.4	1:33.425
4-	30.339	107.4	42.269	22.355	141.6	1:34.963	12-	29.497	111.1	41.949	22.084	143.7	1:33.530
5-	30.113	107.9	41.758	22.210	142.5	1:34.081	13-	30.124	107.9	41.963	22.138	143.4	1:34.225
6-	29.799	110.2	42.066	22.665	141.9	1:34.530	14-	30.052	108.2	41.622	22.026	141.9	1:33.700
7-			In	In		6:26.727 P	15-	29.691	110.9	41.836	22.221	141.6	1:33.748
8-	Out	97.4	43.895	22.483	141.9	1:39.935	16-	29.727	108.6	41.604	21.975	143.4	1:33.306
88	James EDMEADES						Redline Motorcycles / VCG						
1-	Out	90.8	47.362	24.025	135.0	1:47.707	8-	Out	101.2	43.417	22.933	<i>144.0</i>	1:40.285
2-	32.408	100.5	44.670	22.892	142.2	1:39.970	9-	30.769	107.7	42.336	22.307	141.6	1:35.412

Brands Hatch GP
Circuit Length = 2.3009 miles
Start: 09:00 End: 09:31

Weather / Track : Sunny / Dry

MCRCB BULLETIN TK020

2009 Focused Events KTM RC8 Super Cup & Under 25 Cup

QUALIFYING - SECTOR ANALYSIS

3 -	31.224	107.2	43.597	22.533	140.7	1:37.354	10 -	30.611	108.1	<i>42.118</i>	<i>22.165</i>	142.5	1:34.894
4 -	30.789	104.9	43.177	22.438	140.7	1:36.404	11 -	30.121	105.2	42.564	22.422	140.7	1:35.107
5 -	30.361	107.5	42.979	22.368	141.3	1:35.708	12 -	<i>30.083</i>	<i>110.4</i>	42.445	22.532	140.4	1:35.060
6 -	30.410	108.8	42.581	22.333	140.7	1:35.324	13 -	30.691	104.0	45.173	In		2:34.872 P
7 -	30.398	105.7	In	In		6:47.342 P	14 -	Out	81.0	46.141	22.601	140.1	1:51.000
100	Juha TAINA			JunnaRacing.com									
1 -	Out	77.6	47.897	24.655	122.7	1:50.012	8 -	32.412	96.0	44.567	23.699	128.3	1:40.678
2 -	34.026	91.3	45.984	23.941	129.1	1:43.951	9 -	31.910	98.0	44.606	23.561	<i>135.0</i>	1:40.077
3 -	32.853	<i>98.8</i>	45.338	24.756	124.0	1:42.947	10 -	31.796	93.7	44.365	24.155	131.3	1:40.316
4 -	33.381	95.1	45.455	24.687	123.4	1:43.523	11 -	32.189	95.6	<i>44.273</i>	23.514	134.5	1:39.976
5 -	33.530	90.8	46.143	In		2:59.178 P	12 -	32.399	94.3	44.596	23.441	133.9	1:40.436
6 -	Out	69.4	In	In		6:39.003 P	13 -	31.596	96.4	44.352	23.438	134.2	1:39.386
7 -	Out	97.1	45.358	24.174	134.2	1:47.362	14 -	<i>31.506</i>	98.3	45.433	<i>23.406</i>	131.8	1:40.345
101	Colin MOULD			Mouldy Racing									
1 -	Out	82.3	49.379	25.319	129.8	1:52.376	9 -	33.162	94.3	45.742	23.818	133.9	1:42.722
2 -	34.206	87.4	47.090	24.622	133.2	1:45.918	10 -	33.020	94.8	<i>45.156</i>	23.823	133.2	1:41.999
3 -	33.692	94.3	47.082	24.593	125.4	1:45.367	11 -	32.859	91.6	46.242	24.198	129.3	1:43.299
4 -	33.164	90.2	46.183	24.731	130.3	1:44.078	12 -	<i>32.300</i>	91.3	45.598	24.156	132.9	1:42.054
5 -	33.746	94.3	46.089	24.232	131.8	1:44.067	13 -	32.580	<i>97.7</i>	46.028	<i>23.678</i>	133.7	1:42.286
6 -	33.039	90.8	46.110	24.495	128.8	1:43.644	14 -	32.441	93.3	45.381	23.917	134.5	1:41.739
7 -			In	In		6:01.953 P	15 -	32.630	87.8	46.226	23.864	127.6	1:42.720
8 -	Out	97.1	46.720	24.139	<i>135.0</i>	1:47.153							

MCRCB BULLETIN TK021

2009 Focused Events KTM RC8 Super Cup & Under 25 Cup

QUALIFYING - SPEED TRAPS

SECTOR 1				SECTOR 2			FINISH LINE			
POS	NO	NAME	MPH	NO	NAME	MPH	NO	NAME	MPH	
1	1	David WOOD	116.3				1	David WOOD	145.9	
2	4	Dave HEAL	113.7				23	Sam BISHOP	145.3	
3	81	Pauli PEKKANEN	112.8				81	Pauli PEKKANEN	144.6	
4	33	Francis WILLIAMSON	112.0				4	Dave HEAL	144.0	
5	8	Ed SMITH	111.7				11	Kelvin REILLY	144.0	
6	0	Christian IDDON	111.1				88	James EDMEADES	144.0	
7	77	Jonathan RAILTON	110.6				33	Francis WILLIAMSON	143.7	
8	88	James EDMEADES	110.4				0	Christian IDDON	143.1	
9	23	Sam BISHOP	109.7				77	Jonathan RAILTON	143.1	
10	11	Kelvin REILLY	109.1				43	Ben TAYLOR	142.8	
11	21	Adam FOSTER	109.1				74	Rikki OWEN	142.5	
12	7	Rob McNEALY	108.8				69	Peter HASLER	141.3	
13	10	Andrew MARRIOTT	108.4				8	Ed SMITH	141.0	
14	13	Andy BATTYE	107.2				13	Andy BATTYE	141.0	
15	74	Rikki OWEN	107.2				71	Richie THORNTON	140.7	
16	19	Peter GOLDEN	106.0				19	Peter GOLDEN	140.1	
17	43	Ben TAYLOR	106.0				14	Nick HOB DEN	139.8	
18	14	Nick HOB DEN	105.7				21	Adam FOSTER	139.2	
19	71	Richie THORNTON	104.5				28	Ben BROADWAY	138.9	
20	28	Ben BROADWAY	101.5				10	Andrew MARRIOTT	138.4	
21	69	Peter HASLER	101.1				7	Rob McNEALY	138.1	
22	100	Juha TAINA	98.8				100	Juha TAINA	135.0	
23	101	Colin MOULD	97.7				101	Colin MOULD	135.0	

Weather / Track : Sunny / Dry

www.tsl-timing.com

Brands Hatch GP
Circuit Length = 2.3009 miles
Start: 09:00 End: 09:31

Printed - 09.33 Saturday, 08 August 2009

MCRCB BULLETIN TK022

2009 Focused Events KTM RC8 Super Cup & Under 25 Cup

QUALIFYING - BEST SECTOR TIMES

SECTOR 1			SECTOR 2			SECTOR 3			IDEAL / BEST COMPARISON						
POS	NO	NAME	TIME	NO	NAME	TIME	NO	NAME	TIME	POS	NO	NAME	IDEAL	BEST	DIFF
1	0	IDDON	29.464	1	WOOD	41.496	1	WOOD	21.733	1	1	WOOD	1:32.797	1:33.032	0.235
2	81	PEKKANEN	29.479	81	PEKKANEN	41.547	81	PEKKANEN	21.828	2	81	PEKKANEN	1:32.854	1:32.998	0.144
3	1	WOOD	29.568	77	RAILTON	41.786	23	BISHOP	22.139	3	77	RAILTON	1:33.584	1:33.584	0.000
4	4	HEAL	29.609	33	WILLIAMSON	41.822	77	RAILTON	22.153	4	0	IDDON	1:33.690	1:34.097	0.407
5	77	RAILTON	29.645	8	SMITH	41.881	88	EDMEADES	22.165	5	4	HEAL	1:33.903	1:33.903	0.000
6	8	SMITH	29.858	11	REILLY	41.905	33	WILLIAMSON	22.192	6	23	BISHOP	1:33.975	1:34.251	0.276
7	23	BISHOP	29.923	23	BISHOP	41.913	11	REILLY	22.224	7	8	SMITH	1:34.073	1:34.241	0.168
8	11	REILLY	29.978	0	IDDON	41.966	0	IDDON	22.260	8	11	REILLY	1:34.107	1:34.366	0.259
9	88	EDMEADES	30.083	4	HEAL	42.027	4	HEAL	22.267	9	33	WILLIAMSON	1:34.124	1:34.330	0.206
10	33	WILLIAMSON	30.110	88	EDMEADES	42.118	21	FOSTER	22.318	10	88	EDMEADES	1:34.366	1:34.894	0.528
11	13	BATTYE	30.364	13	BATTYE	42.669	8	SMITH	22.334	11	13	BATTYE	1:35.371	1:35.612	0.241
12	21	FOSTER	30.369	43	TAYLOR	42.775	13	BATTYE	22.338	12	21	FOSTER	1:35.577	1:35.748	0.171
13	10	MARRIOTT	30.504	10	MARRIOTT	42.800	43	TAYLOR	22.403	13	43	TAYLOR	1:35.742	1:35.742	0.000
14	71	THORNTON	30.532	21	FOSTER	42.890	71	THORNTON	22.537	14	71	THORNTON	1:35.989	1:36.148	0.159
15	43	TAYLOR	30.564	71	THORNTON	42.920	74	OWEN	22.601	15	10	MARRIOTT	1:36.052	1:36.337	0.285
16	7	McNEALY	30.650	7	McNEALY	42.970	19	GOLDEN	22.626	16	7	McNEALY	1:36.298	1:36.663	0.365
17	19	GOLDEN	30.730	19	GOLDEN	42.971	7	McNEALY	22.678	17	19	GOLDEN	1:36.327	1:36.409	0.082
18	74	OWEN	30.757	74	OWEN	43.122	10	MARRIOTT	22.748	18	74	OWEN	1:36.480	1:36.618	0.138
19	14	HOBDEN	30.901	69	HASLER	43.761	69	HASLER	22.919	19	69	HASLER	1:37.693	1:37.798	0.105
20	69	HASLER	31.013	14	HOBDEN	43.789	14	HOBDEN	23.008	20	14	HOBDEN	1:37.698	1:38.002	0.304
21	100	TAINA	31.506	28	BROADWAY	43.851	28	BROADWAY	23.049	21	28	BROADWAY	1:38.847	1:39.215	0.368
22	28	BROADWAY	31.947	100	TAINA	44.273	100	TAINA	23.406	22	100	TAINA	1:39.185	1:39.386	0.201
23	101	MOULD	32.300	101	MOULD	45.156	101	MOULD	23.678	23	101	MOULD	1:41.134	1:41.739	0.605
										Perfect Lap		1:32.693			

Brands Hatch GP
 Circuit Length = 2.3009 miles
 Start: 09:00 End: 09:31

Weather / Track : Sunny / Dry


www.tsl-timing.com

Printed - 09.33 Saturday, 08 August 2009

MCRCB BULLETIN TK062

2009 Focused Events KTM RC8 Super Cup & Under 25 Cup

RACES 3 & 4 - GRID

ROW 6	101	1:41.739	Colin MOULD	100	1:39.386	Juha TAINA	28	1:39.215	Ben BROADWAY			
ROW 5	14	1:38.002	Nick HOBDEN	69	1:37.798	Peter HASLER	7	1:36.663	Rob McNEALY	74	1:36.618	Rikki OWEN
ROW 4	19	1:36.409	Peter GOLDEN	10	1:36.337	Andrew MARRIOTT	71	1:36.148	Richie THORNTON	21	1:35.748	Adam FOSTER
ROW 3	43	1:35.742	Ben TAYLOR	13	1:35.612	Andy BATTYE	88	1:34.894	James EDMEADES	11	1:34.366	Kelvin REILLY
ROW 2	33	1:34.330	Francis WILLIAMSON	23	1:34.251	Sam BISHOP	8	1:34.241	Ed SMITH	0	1:34.097	Christian IDDON
ROW 1	4	1:33.903	Dave HEAL	77	1:33.584	Jonathan RAILTON	1	1:33.032	David WOOD	81	1:32.998	Pauli PEKKANEN
Pole												
												

Brands Hatch GP
Circuit Length = 2.3009 miles

Race Director :	Stewards :	Timekeeper :
-----------------	------------	--------------

MCRCB BULLETIN TK091

2009 Focused Events KTM RC8 Super Cup & Under 25 Cup RACE 3 - CLASSIFICATION

POS	NO	CL	NAME	ENTRY	LAPS	TIME	GAP	DIFF	MPH	BEST	ON
1	81		Pauli PEKKANEN	KTM - Inmoto Corse	12	18:47.575			88.15	1:32.985	8
2	1		David WOOD	KTM - KTM UK	12	18:50.421	2.846	2.846	87.92	1:32.993	8
3	0		Christian IDDON	KTM - KTM UK	12	18:56.814	9.239	6.393	87.43	1:33.585	5
4	11		Kelvin REILLY	KTM - Inmoto Corse	12	18:56.878	9.303	0.064	87.43	1:33.265	12
5	4		Dave HEAL	KTM - Littlewood Fencing / D Heal R'g	12	19:00.608	13.033	3.730	87.14	1:33.823	11
6	88		James EDMEADES	KTM - Redline Motorcycles / VCG	12	19:02.143	14.568	1.535	87.02	1:33.939	5
7	23	C	Sam BISHOP	KTM - Kester Cunningham John/Sam Bishc	12	19:02.810	15.235	0.667	86.97	1:34.351	4
8	33		Francis WILLIAMSON	KTM - SJ Racing / Bracken Motorcycles	12	19:03.061	15.486	0.251	86.95	1:34.046	10
9	77	C	Jonathan RAILTON	KTM - Ducks X Racing	12	19:06.504	18.929	3.443	86.69	1:34.526	3
10	8		Ed SMITH	KTM - Redline KTM	12	19:12.529	24.954	6.025	86.24	1:34.824	7
11	43		Ben TAYLOR	KTM - M & B Motorsport	12	19:21.498	33.923	8.969	85.57	1:35.900	11
12	71		Richie THORNTON	KTM - TA Creative Ltd / P&H Motorcycles	12	19:22.139	34.564	0.641	85.53	1:35.992	11
13	10		Andrew MARRIOTT	KTM - AMR Racing	12	19:26.955	39.380	4.816	85.17	1:35.890	7
14	21	C	Adam FOSTER	KTM - Fozzy Racing	12	19:27.428	39.853	0.473	85.14	1:36.074	5
15	13		Andy BATTYE	KTM - Anthracite Racing	12	19:29.587	42.012	2.159	84.98	1:36.048	9
16	7		Rob McNEALY	KTM - Bracken KTM	12	19:34.727	47.152	5.140	84.61	1:36.817	6
17	19		Peter GOLDEN	KTM - PGRacing	12	19:40.787	53.212	6.060	84.17	1:36.708	4
18	14		Nick HOBDEN	KTM - Littlewood Fencing / D Heal R'g	12	19:53.894	1:06.319	13.107	83.25	1:37.554	6
19	69		Peter HASLER	KTM - Art Of Racing / Boast Plumbing	12	19:53.907	1:06.332	0.013	83.25	1:37.858	10
20	100		Juha TAINA	KTM - JunnaRacing.com	12	19:56.884	1:09.309	2.977	83.04	1:38.335	5
21	28	C	Ben BROADWAY	KTM - Ben Broadway Racing	12	19:58.099	1:10.524	1.215	82.96	1:38.125	11
22	101		Colin MOULD	KTM - Mouldy Racing	11	18:49.188	1 lap	1 lap	80.69	1:40.906	10
NOT CLASSIFIED											
DNF	74		Rikki OWEN	KTM - RO Racing	7	13:23.876	5 laps	4 laps	72.12	1:37.344	5
FASTEST LAP											
	81		Pauli PEKKANEN	KTM - Inmoto Corse	8	1:32.985		89.08 mph		143.36 kph	
	23	C	Sam BISHOP	KTM - Kester Cunningham John/Sam Bishc	4	1:34.351		87.79 mph		141.28 kph	

Weather / Track : Sunny / Dry

These results are provisional until the conclusion of any judicial and technical matters.

Brands Hatch GP
Circuit Length = 2.3009 miles
Start: 17:46 End: 18:06

Race Director :	Stewards :	Timekeeper :
-----------------	------------	--------------

MCRCB BULLETIN TK092

2009 Focused Events KTM RC8 Super Cup & Under 25 Cup

RACE 3 - LAP CHART

Lap 1			Lap 2			Lap 3			Lap 4			Lap 5		
No	Behind	Laptime	No	Behind	Laptime	No	Behind	Laptime	No	Behind	Laptime	No	Behind	Laptime
81		1:38.845	81		1:34.017	81		1:33.369	81		1:33.438	81		1:33.111
1	0.371	1:39.216	1	0.400	1:34.046	1	0.541	1:33.510	1	0.659	1:33.556	1	1.334	1:33.786
0	0.577	1:39.422	0	0.692	1:34.132	0	1.012	1:33.689	0	1.560	1:33.986	0	2.034	1:33.585
77	1.264	1:40.109	77	2.012	1:34.765	77	3.169	1:34.526	23	4.396	1:34.351	23	5.676	1:34.391
23	1.685	1:40.530	23	2.358	1:34.690	23	3.483	1:34.494	77	4.741	1:35.010	77	6.188	1:34.558
4	2.125	1:40.970	4	3.068	1:34.960	88	4.851	1:35.101	88	5.677	1:34.264	88	6.505	1:33.939
88	2.229	1:41.074	88	3.119	1:34.907	4	4.937	1:35.238	4	6.530	1:35.031	4	7.497	1:34.078
8	2.520	1:41.365	8	3.429	1:34.926	33	5.123	1:34.873	33	6.748	1:35.063	11	7.823	1:33.748
33	2.691	1:41.536	33	3.619	1:34.945	11	5.202	1:34.853	11	7.186	1:35.422	33	8.350	1:34.713
43	3.025	1:41.870	11	3.718	1:34.516	8	5.221	1:35.161	8	7.220	1:35.437	8	9.249	1:35.140
11	3.219	1:42.064	43	5.767	1:36.759	43	8.966	1:36.568	43	11.668	1:36.140	43	14.586	1:36.029
71	4.017	1:42.862	71	6.351	1:36.351	71	9.632	1:36.650	71	12.254	1:36.060	71	15.353	1:36.210
21	5.018	1:43.863	21	8.116	1:37.115	21	11.549	1:36.802	21	14.905	1:36.794	21	17.868	1:36.074
13	5.130	1:43.975	13	8.664	1:37.551	19	12.853	1:37.027	19	16.123	1:36.708	19	20.010	1:36.998
7	5.625	1:44.470	19	9.195	1:37.199	13	13.053	1:37.758	10	16.468	1:36.192	10	20.095	1:36.738
19	6.013	1:44.858	7	9.884	1:38.276	7	13.514	1:36.999	13	17.117	1:37.502	13	20.847	1:36.841
14	6.191	1:45.036	10	10.081	1:37.352	10	13.714	1:37.002	7	17.683	1:37.607	7	21.518	1:36.946
74	6.634	1:45.479	14	10.466	1:38.292	74	15.424	1:37.990	74	19.812	1:37.826	74	24.045	1:37.344
10	6.746	1:45.591	74	10.803	1:38.186	14	15.573	1:38.476	14	20.587	1:38.452	14	25.748	1:38.272
69	7.975	1:46.820	69	13.081	1:39.123	69	18.626	1:38.914	69	23.790	1:38.602	69	29.422	1:38.743
100	8.593	1:47.438	100	14.251	1:39.675	100	20.087	1:39.205	100	25.884	1:39.235	100	31.108	1:38.335
28	9.674	1:48.519	28	15.295	1:39.638	28	21.308	1:39.382	28	27.314	1:39.444	28	33.535	1:39.332
101	10.705	1:49.550	101	18.784	1:42.096	101	28.578	1:43.163	101	38.163	1:43.023	101	47.794	1:42.742

Brands Hatch GP
 Circuit Length = 2.3009 miles
 Start: 17:46 End: 18:06

MCRCB BULLETIN TK092

2009 Focused Events KTM RC8 Super Cup & Under 25 Cup

RACE 3 - LAP CHART

Lap 6			Lap 7			Lap 8			Lap 9			Lap 10		
No	Behind	Laptime	No	Behind	Laptime	No	Behind	Laptime	No	Behind	Laptime	No	Behind	Laptime
81		1:33.101	81		1:33.384	81		1:32.985	81		1:33.035	81		1:33.189
1	1.637	1:33.404	1	1.398	1:33.145	1	1.406	1:32.993	1	1.386	1:33.015	1	2.287	1:34.090
0	2.762	1:33.829	0	4.030	1:34.652	0	6.528	1:35.483	0	8.941	1:35.448	0	10.406	1:34.654
23	6.941	1:34.366	23	8.379	1:34.822	23	10.392	1:34.998	11	11.433	1:33.985	11	11.831	1:33.587
88	8.243	1:34.839	88	8.967	1:34.108	11	10.483	1:34.337	23	13.056	1:35.699	4	13.848	1:33.883
11	8.587	1:33.865	11	9.131	1:33.928	88	10.551	1:34.569	4	13.154	1:35.310	88	14.555	1:34.047
4	9.010	1:34.614	4	9.705	1:34.079	4	10.879	1:34.159	88	13.697	1:36.181	23	14.672	1:34.805
77	9.144	1:36.057	33	11.410	1:35.337	33	12.872	1:34.447	33	14.279	1:34.442	33	15.136	1:34.046
33	9.457	1:34.208	77	11.440	1:35.680	77	13.691	1:35.236	77	15.320	1:34.664	77	17.279	1:35.148
8	11.424	1:35.276	8	12.864	1:34.824	8	15.287	1:35.408	8	18.456	1:36.204	8	21.456	1:36.189
43	17.839	1:36.354	43	20.840	1:36.385	43	24.012	1:36.157	43	27.430	1:36.453	43	30.642	1:36.401
71	18.303	1:36.051	71	21.236	1:36.317	71	24.540	1:36.289	71	27.885	1:36.380	71	31.419	1:36.723
21	21.177	1:36.410	21	25.375	1:37.582	10	28.855	1:36.347	10	32.254	1:36.434	10	35.776	1:36.711
10	22.987	1:35.993	10	25.493	1:35.890	21	29.238	1:36.848	21	32.663	1:36.460	21	36.059	1:36.585
19	23.858	1:36.949	19	28.387	1:37.913	13	31.909	1:36.464	13	34.922	1:36.048	13	38.119	1:36.386
13	24.524	1:36.778	13	28.430	1:37.290	7	33.540	1:37.829	7	37.436	1:36.931	7	41.352	1:37.105
7	25.234	1:36.817	7	28.696	1:36.846	19	33.821	1:38.419	19	39.048	1:38.262	19	43.576	1:37.717
74	28.733	1:37.789	74	34.445	1:39.096	14	41.205	1:38.945	14	48.720	1:40.550	14	54.480	1:38.949
14	30.201	1:37.554	14	35.245	1:38.428	69	48.188	1:39.788	69	54.678	1:39.525	69	59.347	1:37.858
69	35.746	1:39.425	69	41.385	1:39.023	100	50.109	1:39.995	100	55.959	1:38.885	100	1:01.323	1:38.553
100	37.191	1:39.184	100	43.099	1:39.292	28	50.242	1:39.360	28	56.651	1:39.444	28	1:02.143	1:38.681
28	38.836	1:38.402	28	43.867	1:38.415	101	1:12.403	1:40.918	101	1:20.552	1:41.184	101	1:28.269	1:40.906
101	56.292	1:41.599	101	1:04.470	1:41.562									

Brands Hatch GP
 Circuit Length = 2.3009 miles
 Start: 17:46 End: 18:06

MCRCB BULLETIN TK092

2009 Focused Events KTM RC8 Super Cup & Under 25 Cup RACE 3 - LAP CHART

Lap 11			Lap 12		
No	Behind	Laptime	No	Behind	Laptime
81		1:33.528	81		1:35.573
1	3.029	1:34.270	101	1 LAP	1:42.445
0	11.046	1:34.168	1	2.846	1:35.390
11	11.611	1:33.308	0	9.239	1:33.766
4	14.143	1:33.823	11	9.303	1:33.265
88	15.198	1:34.171	4	13.033	1:34.463
23	15.882	1:34.738	88	14.568	1:34.943
33	16.077	1:34.469	23	15.235	1:34.926
77	18.782	1:35.031	33	15.486	1:34.982
8	24.208	1:36.280	77	18.929	1:35.720
43	33.014	1:35.900	8	24.954	1:36.319
71	33.883	1:35.992	43	33.923	1:36.482
10	38.655	1:36.407	71	34.564	1:36.254
21	38.971	1:36.440	10	39.380	1:36.298
13	40.807	1:36.216	21	39.853	1:36.455
7	45.361	1:37.537	13	42.012	1:36.778
19	49.190	1:39.142	7	47.152	1:37.364
14	1:00.564	1:39.612	19	53.212	1:39.595
69	1:03.975	1:38.156	14	1:06.319	1:41.328
100	1:06.130	1:38.335	69	1:06.332	1:37.930
28	1:06.740	1:38.125	100	1:09.309	1:38.752
			28	1:10.524	1:39.357

MCRCB BULLETIN TK093

2009 Focused Events KTM RC8 Super Cup & Under 25 Cup RACE 3 - POSITION CHART

No	Name	Pos	Laps													
			1	2	3	4	5	6	7	8	9	10	11	12		
81	Pauli PEKKANEN	1	81	81	81	81	81	81	81	81	81	81	81	81	81	81
1	David WOOD	2	1	1	1	1	1	1	1	1	1	1	1	1	1	1
0	Christian IDDON	3	0	0	0	0	0	0	0	0	0	0	0	0	0	0
77	Jonathan RAILTON	4	77	77	77	23	23	23	23	23	11	11	11	11	11	11
23	Sam BISHOP	5	23	23	23	77	77	88	88	11	23	4	4	4	4	4
4	Dave HEAL	6	4	4	88	88	88	11	11	88	4	88	88	88	88	88
88	James EDMEADES	7	88	88	4	4	4	4	4	4	88	23	23	23	23	23
8	Ed SMITH	8	8	8	33	33	11	77	33	33	33	33	33	33	33	33
33	Francis WILLIAMSON	9	33	33	11	11	33	33	77	77	77	77	77	77	77	77
43	Ben TAYLOR	10	43	11	8	8	8	8	8	8	8	8	8	8	8	8
11	Kelvin REILLY	11	11	43	43	43	43	43	43	43	43	43	43	43	43	43
71	Richie THORNTON	12	71	71	71	71	71	71	71	71	71	71	71	71	71	71
21	Adam FOSTER	13	21	21	21	21	21	21	21	10	10	10	10	10	10	10
13	Andy BATTYE	14	13	13	19	19	19	10	10	21	21	21	21	21	21	21
7	Rob McNEALY	15	7	19	13	10	10	19	19	13	13	13	13	13	13	13
19	Peter GOLDEN	16	19	7	7	13	13	13	13	7	7	7	7	7	7	7
14	Nick HOBDEN	17	14	10	7	7	7	7	7	19	19	19	19	19	19	19
74	Rikki OWEN	18	74	14	74	74	74	74	74	14	14	14	14	14	14	14
10	Andrew MARRIOTT	19	10	74	14	14	14	14	14	69	69	69	69	69	69	69
69	Peter HASLER	20	69	69	69	69	69	69	69	100	100	100	100	100	100	100
100	Juha TAINA	21	100	100	100	100	100	100	100	28	28	28	28	28	28	28
28	Ben BROADWAY	22	28	28	28	28	28	28	28	101	101	101	101	101	101	101
101	Colin MOULD	23	101	101	101	101	101	101	101							

MCRCB BULLETIN TK094

2009 Focused Events KTM RC8 Super Cup & Under 25 Cup

RACE 3 - SECTOR ANALYSIS

0	Christian IDDON				KTM UK								
1-	106.7	42.554	22.408	<i>144.6</i>	1:39.422	7-	30.058	106.0	42.259	22.335	140.7	1:34.652	
2-	29.791	106.5	42.143	22.198	141.6	1:34.132	8-	30.279	107.2	42.455	22.749	137.8	1:35.483
3-	<i>29.769</i>	108.4	41.792	22.128	139.5	1:33.689	9-	30.453	104.7	42.625	22.370	141.0	1:35.448
4-	29.792	110.2	42.138	22.056	143.7	1:33.986	10-	30.022	110.7	42.351	22.281	141.0	1:34.654
5-	29.793	110.4	<i>41.752</i>	<i>22.040</i>	140.4	1:33.585	11-	29.894	109.8	42.045	22.229	141.6	1:34.168
6-	29.798	<i>112.6</i>	41.824	22.207	141.9	1:33.829	12-	29.816	110.9	41.844	22.106	142.2	1:33.766
1	David WOOD				KTM UK								
1-	109.5	42.629	22.289	143.1	1:39.216	7-	29.539	114.3	41.670	21.936	143.1	1:33.145	
2-	29.784	108.9	42.135	22.127	<i>144.3</i>	1:34.046	8-	29.613	114.3	41.562	<i>21.818</i>	143.7	1:32.993
3-	29.786	110.9	41.824	21.900	144.0	1:33.510	9-	<i>29.393</i>	110.9	<i>41.498</i>	22.124	140.1	1:33.015
4-	29.735	110.7	41.799	22.022	143.7	1:33.556	10-	30.218	109.1	41.699	22.173	142.5	1:34.090
5-	29.686	112.2	42.063	22.037	142.2	1:33.786	11-	29.671	<i>115.7</i>	42.358	22.241	141.3	1:34.270
6-	29.803	115.1	41.660	21.941	143.4	1:33.404	12-	30.056	107.7	42.443	22.891	133.9	1:35.390
4	Dave HEAL				Littlewood Fencing / D Heal R'g								
1-	106.7	43.082	22.541	144.6	1:40.970	7-	29.911	106.4	41.987	<i>22.181</i>	143.7	1:34.079	
2-	30.114	106.4	42.427	22.419	143.4	1:34.960	8-	29.825	108.4	42.145	22.189	144.6	1:34.159
3-	30.111	108.4	42.354	22.773	139.8	1:35.238	9-	30.339	106.5	42.648	22.323	<i>145.6</i>	1:35.310
4-	30.457	110.4	42.170	22.404	143.4	1:35.031	10-	29.818	111.5	<i>41.712</i>	22.353	141.3	1:33.883
5-	29.842	108.2	41.922	22.314	143.1	1:34.078	11-	<i>29.715</i>	111.8	41.785	22.323	140.7	1:33.823
6-	29.863	108.4	42.459	22.292	144.3	1:34.614	12-	29.746	<i>112.4</i>	42.113	22.604	136.4	1:34.463
7	Rob McNEALY				Bracken KTM								
1-	94.7	44.308	22.965	<i>140.1</i>	1:44.470	7-	<i>30.469</i>	106.4	43.551	22.826	136.1	1:36.846	
2-	31.228	103.2	44.009	23.039	138.9	1:38.276	8-	31.386	100.3	43.651	22.792	136.1	1:37.829
3-	30.895	106.9	43.374	22.730	139.8	1:36.999	9-	30.770	108.8	43.351	22.810	134.5	1:36.931
4-	31.228	98.4	43.458	22.921	139.2	1:37.607	10-	30.808	106.0	43.421	22.876	134.2	1:37.105
5-	31.164	107.4	<i>43.190</i>	22.592	139.5	1:36.946	11-	30.952	<i>110.0</i>	43.719	22.866	135.3	1:37.537
6-	30.944	107.2	43.373	<i>22.500</i>	138.4	1:36.817	12-	30.911	105.7	43.593	22.860	136.4	1:37.364
8	Ed SMITH				Redline KTM								
1-	103.6	43.063	22.597	142.8	1:41.365	7-	<i>29.948</i>	105.2	42.198	22.678	137.2	1:34.824	
2-	30.210	105.4	42.388	<i>22.328</i>	<i>143.1</i>	1:34.926	8-	30.400	106.4	42.470	22.538	139.2	1:35.408
3-	30.209	107.5	42.330	22.622	142.5	1:35.161	9-	30.751	106.5	42.866	22.587	137.8	1:36.204
4-	30.354	<i>108.6</i>	42.513	22.570	142.2	1:35.437	10-	30.245	107.4	43.074	22.870	137.0	1:36.189
5-	30.096	106.4	42.331	22.713	140.7	1:35.140	11-	30.387	107.2	43.121	22.772	137.5	1:36.280
6-	30.253	105.8	<i>42.193</i>	22.830	141.0	1:35.276	12-	30.605	105.4	42.796	22.918	135.8	1:36.319
10	Andrew MARRIOTT				AMR Racing								
1-	90.7	44.424	22.771	<i>142.8</i>	1:45.591	7-	<i>30.495</i>	102.5	42.937	22.458	142.5	1:35.890	
2-	31.276	99.3	43.254	22.822	141.6	1:37.352	8-	30.886	105.0	42.904	22.557	138.4	1:36.347
3-	31.365	104.2	42.988	22.649	139.5	1:37.002	9-	30.793	106.5	43.036	22.605	138.1	1:36.434
4-	30.901	99.1	42.883	<i>22.408</i>	141.0	1:36.192	10-	30.695	103.6	43.166	22.850	137.5	1:36.711
5-	30.759	102.3	43.325	22.654	141.3	1:36.738	11-	30.799	104.5	42.989	22.619	138.7	1:36.407
6-	30.704	<i>107.7</i>	<i>42.715</i>	22.574	139.8	1:35.993	12-	30.498	105.5	42.884	22.916	138.4	1:36.298
11	Kelvin REILLY				Inmoto Corse								
1-	99.6	42.753	22.441	142.5	1:42.064	7-	30.105	106.4	41.828	<i>21.995</i>	142.8	1:33.928	
2-	30.202	105.8	42.216	22.098	<i>144.3</i>	1:34.516	8-	29.906	107.2	42.109	22.322	142.2	1:34.337
3-	30.377	107.0	42.324	22.152	142.5	1:34.853	9-	29.917	111.7	41.874	22.194	140.1	1:33.985
4-	30.957	108.8	42.196	22.269	<i>144.3</i>	1:35.422	10-	29.825	110.7	41.673	22.089	141.0	1:33.587
5-	29.710	107.4	41.943	22.095	143.1	1:33.748	11-	29.807	<i>112.0</i>	<i>41.505</i>	21.996	141.0	1:33.308
6-	29.705	109.5	41.868	22.292	143.7	1:33.865	12-	<i>29.589</i>	109.1	41.638	22.038	141.9	1:33.265
13	Andy BATTYE				Anthracite Racing								
1-	96.1	44.071	23.196	140.7	1:43.975	7-	30.920	107.0	43.414	22.956	140.7	1:37.290	
2-	31.414	99.3	43.461	22.676	141.9	1:37.551	8-	30.881	<i>108.2</i>	43.108	22.475	139.2	1:36.464
3-	31.302	100.8	43.451	23.005	<i>142.2</i>	1:37.758	9-	<i>30.579</i>	107.9	<i>42.975</i>	22.494	139.8	1:36.048
4-	31.244	100.0	43.609	22.649	141.9	1:37.502	10-	30.744	106.0	43.107	22.535	140.1	1:36.386
5-	30.980	104.7	43.106	22.755	141.9	1:36.841	11-	30.779	104.2	43.012	<i>22.425</i>	139.8	1:36.216
6-	31.051	103.9	43.070	22.657	141.6	1:36.778	12-	30.729	105.4	43.455	22.594	137.8	1:36.778

Brands Hatch GP
Circuit Length = 2.3009 miles
Start: 17:46 End: 18:06

Weather / Track : Sunny / Dry

MCRCB BULLETIN TK094

2009 Focused Events KTM RC8 Super Cup & Under 25 Cup

RACE 3 - SECTOR ANALYSIS

14	Nick HOBDEN				Littlewood Fencing / D Heal R'g								
1-	96.6	44.152	23.220	141.3	1:45.036	7-	31.137	103.6	44.157	23.134	137.2	1:38.428	
2-	31.465	99.3	44.066	22.761	142.8	1:38.292	8-	31.393	101.8	44.295	23.257	136.4	1:38.945
3-	31.253	102.8	43.783	23.440	139.5	1:38.476	9-	31.899	97.7	45.101	23.550	135.3	1:40.550
4-	31.516	101.5	43.932	23.004	137.8	1:38.452	10-	31.588	101.5	44.188	23.173	137.2	1:38.949
5-	31.324	106.0	43.810	23.138	138.9	1:38.272	11-	31.671	99.9	44.347	23.594	134.2	1:39.612
6-	30.990	107.5	43.637	22.927	140.1	1:37.554	12-	31.847	96.1	45.641	23.840	135.8	1:41.328
19	Peter GOLDEN				PGRacing								
1-	93.1	43.946	22.855	138.7	1:44.858	7-	31.081	101.8	43.681	23.151	135.8	1:37.913	
2-	31.298	100.3	43.324	22.577	140.4	1:37.199	8-	31.458	100.8	44.157	22.804	138.1	1:38.419
3-	31.075	100.9	43.106	22.846	140.7	1:37.027	9-	31.550	97.7	43.615	23.097	137.0	1:38.262
4-	30.824	98.8	43.185	22.699	140.1	1:36.708	10-	31.187	102.3	43.556	22.974	135.8	1:37.717
5-	30.876	97.7	43.232	22.890	138.9	1:36.998	11-	31.232	102.5	44.683	23.227	137.2	1:39.142
6-	31.170	103.1	43.084	22.695	138.1	1:36.949	12-	31.653	98.1	44.952	22.990	136.7	1:39.595
21	Adam FOSTER				C Fozzy Racing								
1-	95.3	43.714	23.074	138.9	1:43.863	7-	31.666	99.3	43.234	22.682	138.1	1:37.582	
2-	31.159	99.7	43.362	22.594	137.8	1:37.115	8-	30.719	101.1	43.619	22.510	136.7	1:36.848
3-	30.826	103.7	43.376	22.600	138.9	1:36.802	9-	30.807	104.7	43.150	22.503	137.2	1:36.460
4-	30.925	102.8	43.385	22.484	138.9	1:36.794	10-	30.472	100.5	42.921	23.192	138.7	1:36.585
5-	30.461	106.0	43.167	22.446	139.2	1:36.074	11-	30.967	106.2	42.895	22.578	138.9	1:36.440
6-	30.715	102.8	43.214	22.481	138.7	1:36.410	12-	30.484	106.5	43.023	22.948	130.1	1:36.455
23	Sam BISHOP				C Kester Cunningham John/Sam Bishop								
1-	109.3	42.917	22.227	144.3	1:40.530	7-	29.925	111.3	42.509	22.388	142.8	1:34.822	
2-	30.315	107.4	42.194	22.181	144.6	1:34.690	8-	30.148	106.0	42.477	22.373	141.6	1:34.998
3-	30.093	110.0	42.234	22.167	144.9	1:34.494	9-	30.444	106.7	42.882	22.373	142.5	1:35.699
4-	30.088	107.5	42.111	22.152	143.4	1:34.351	10-	30.280	108.4	42.068	22.457	145.3	1:34.805
5-	29.922	110.0	42.198	22.271	143.1	1:34.391	11-	30.115	108.8	42.328	22.295	142.2	1:34.738
6-	30.012	105.7	42.077	22.277	143.1	1:34.366	12-	30.208	109.8	42.353	22.365	141.0	1:34.926
28	Ben BROADWAY				C Ben Broadway Racing								
1-	90.9	45.984	23.553	137.5	1:48.519	7-	31.788	99.6	43.626	23.001	138.9	1:38.415	
2-	32.277	99.1	44.263	23.098	138.4	1:39.638	8-	32.265	95.5	44.031	23.064	136.4	1:39.360
3-	32.105	99.1	44.285	22.992	140.4	1:39.382	9-	32.109	97.7	44.328	23.007	138.4	1:39.444
4-	32.082	96.3	44.349	23.013	137.2	1:39.444	10-	31.986	97.3	43.955	22.740	138.7	1:38.681
5-	32.089	94.5	44.205	23.038	139.8	1:39.332	11-	31.642	100.0	43.674	22.809	139.2	1:38.125
6-	31.704	98.1	43.839	22.859	139.2	1:38.402	12-	32.103	96.7	43.923	23.331	140.1	1:39.357
33	Francis WILLIAMSON				SJ Racing / Bracken Motorcycles								
1-	103.2	43.023	22.588	144.9	1:41.536	7-	30.066	111.8	42.499	22.772	140.7	1:35.337	
2-	30.500	111.3	42.208	22.237	146.5	1:34.945	8-	30.076	109.3	42.095	22.276	141.0	1:34.447
3-	30.283	108.4	42.349	22.241	140.4	1:34.873	9-	30.133	113.2	42.032	22.277	142.5	1:34.442
4-	30.718	111.3	42.015	22.330	144.9	1:35.063	10-	29.842	113.4	41.740	22.464	142.5	1:34.046
5-	29.931	111.8	42.307	22.475	144.3	1:34.713	11-	29.994	109.3	42.138	22.337	143.7	1:34.469
6-	29.930	113.4	41.993	22.285	145.6	1:34.208	12-	30.204	110.7	42.472	22.306	141.9	1:34.982
43	Ben TAYLOR				M & B Motorsport								
1-	104.4	43.107	22.643	145.6	1:41.870	7-	30.481	110.4	43.177	22.727	140.7	1:36.385	
2-	30.892	107.4	43.090	22.777	141.3	1:36.759	8-	30.458	108.2	43.121	22.578	139.2	1:36.157
3-	30.617	106.7	43.119	22.832	142.2	1:36.568	9-	30.626	107.0	43.136	22.691	141.0	1:36.453
4-	30.715	106.4	42.897	22.528	143.4	1:36.140	10-	30.610	107.2	43.149	22.642	140.7	1:36.401
5-	30.525	108.8	42.750	22.754	141.6	1:36.029	11-	30.429	109.3	42.750	22.721	140.4	1:35.900
6-	30.470	108.6	43.132	22.752	141.3	1:36.354	12-	30.581	106.7	43.160	22.741	140.1	1:36.482
69	Peter HASLER				Art Of Racing / Boast Plumbing								
1-	90.8	44.910	23.146	137.8	1:46.820	7-	31.484	100.0	44.594	22.945	137.5	1:39.023	
2-	31.987	95.1	43.997	23.139	138.7	1:39.123	8-	32.053	98.7	44.633	23.102	138.4	1:39.788
3-	31.635	98.7	44.298	22.981	138.7	1:38.914	9-	31.718	99.4	44.663	23.144	136.4	1:39.525
4-	31.416	98.4	44.314	22.872	138.7	1:38.602	10-	31.324	102.1	43.740	22.794	136.7	1:37.858
5-	31.471	99.6	44.244	23.028	138.1	1:38.743	11-	31.438	102.8	43.723	22.995	138.9	1:38.156
6-	31.343	100.5	44.582	23.500	138.9	1:39.425	12-	31.131	102.0	43.906	22.893	136.4	1:37.930

Brands Hatch GP
Circuit Length = 2.3009 miles
Start: 17:46 End: 18:06

Weather / Track : Sunny / Dry

MCRCB BULLETIN TK094

2009 Focused Events KTM RC8 Super Cup & Under 25 Cup

RACE 3 - SECTOR ANALYSIS

71	Richie THORNTON				TA Creative Ltd / P&H Motorcycles								
1-	98.4	43.678	22.759	140.1	1:42.862	7-	<i>30.331</i>	102.3	43.362	22.624	137.5	1:36.317	
2-	30.742	98.4	42.905	22.704	<i>141.0</i>	1:36.351	8-	30.485	101.5	43.208	22.596	137.5	1:36.289
3-	30.690	98.7	43.197	22.763	137.8	1:36.650	9-	30.701	100.9	43.071	22.608	137.2	1:36.380
4-	30.580	100.9	42.974	<i>22.506</i>	139.2	1:36.060	10-	30.594	102.6	43.281	22.848	135.0	1:36.723
5-	30.420	100.3	43.132	22.658	139.2	1:36.210	11-	30.439	<i>105.0</i>	43.035	22.518	138.9	1:35.992
6-	30.499	103.4	<i>42.904</i>	22.648	138.1	1:36.051	12-	30.533	101.5	43.199	22.522	134.2	1:36.254
74	Rikki OWEN				RO Racing								
1-	98.8	44.308	23.041	138.9	1:45.479	5-	31.295	104.0	<i>43.057</i>	22.992	138.1	1:37.344	
2-	31.245	95.1	43.967	22.974	<i>141.3</i>	1:38.186	6-	31.354	98.7	43.531	<i>22.904</i>	137.0	1:37.789
3-	31.245	99.3	43.801	22.944	138.7	1:37.990	7-	31.223	<i>104.7</i>	44.105	23.768	115.5	1:39.096
4-	<i>31.151</i>	101.5	43.623	23.052	138.9	1:37.826							
77	Jonathan RAILTON				C Ducks X Racing								
1-	108.1	42.661	22.434	143.4	1:40.109	7-	30.224	108.2	42.852	22.604	143.4	1:35.680	
2-	30.186	109.8	42.211	22.368	143.1	1:34.765	8-	30.504	107.9	42.384	22.348	143.4	1:35.236
3-	30.128	109.8	<i>42.169</i>	22.229	143.1	1:34.526	9-	30.087	109.8	42.354	<i>22.223</i>	143.4	1:34.664
4-	30.127	<i>110.6</i>	42.617	22.266	145.6	1:35.010	10-	29.888	107.7	42.199	23.061	143.1	1:35.148
5-	<i>29.875</i>	108.1	42.339	22.344	144.6	1:34.558	11-	30.175	108.6	42.393	22.463	138.4	1:35.031
6-	30.259	107.4	42.209	23.589	<i>148.5</i>	1:36.057	12-	30.456	108.4	42.656	22.608	136.1	1:35.720
81	Pauli PEKKANEN				Inmoto Corse								
1-	106.0	42.359	22.280	141.6	1:38.845	7-	29.585	110.9	41.771	22.028	142.8	1:33.384	
2-	29.949	109.3	42.029	22.039	141.9	1:34.017	8-	29.556	<i>113.0</i>	41.576	<i>21.853</i>	141.6	1:32.985
3-	29.737	111.5	41.675	21.957	141.6	1:33.369	9-	29.563	111.1	<i>41.434</i>	22.038	141.6	1:33.035
4-	29.744	108.8	41.743	21.951	142.8	1:33.438	10-	29.598	110.9	41.626	21.965	142.2	1:33.189
5-	<i>29.542</i>	111.1	41.473	22.096	141.9	1:33.111	11-	29.696	111.3	41.830	22.002	142.5	1:33.528
6-	29.630	112.2	41.552	21.919	<i>143.1</i>	1:33.101	12-	29.798	109.3	42.178	23.597	119.6	1:35.573
88	James EDMEADES				Redline Motorcycles / VCG								
1-	104.2	43.087	22.419	142.8	1:41.074	7-	30.031	<i>112.8</i>	42.068	<i>22.009</i>	143.4	1:34.108	
2-	30.327	107.2	42.383	22.197	137.8	1:34.907	8-	30.264	106.4	42.123	22.182	<i>144.0</i>	1:34.569
3-	30.237	107.0	42.194	22.670	141.6	1:35.101	9-	30.472	103.1	43.518	22.191	143.4	1:36.181
4-	30.229	109.3	41.951	22.084	142.5	1:34.264	10-	29.791	106.9	42.080	22.176	142.2	1:34.047
5-	29.925	108.9	<i>41.931</i>	22.083	143.4	1:33.939	11-	29.862	110.2	42.125	22.184	141.3	1:34.171
6-	30.033	107.4	42.421	22.385	142.5	1:34.839	12-	<i>29.724</i>	<i>112.8</i>	42.968	22.251	139.2	1:34.943
100	Juha TAINA				JunnaRacing.com								
1-	87.7	45.268	23.244	137.2	1:47.438	7-	31.766	100.0	44.249	23.277	135.0	1:39.292	
2-	32.070	94.7	44.280	23.325	136.4	1:39.675	8-	32.418	100.5	44.310	23.267	136.4	1:39.995
3-	31.549	95.6	44.472	23.184	137.8	1:39.205	9-	31.479	100.5	44.118	23.288	137.0	1:38.885
4-	31.860	99.4	44.117	23.258	<i>138.7</i>	1:39.235	10-	31.421	<i>102.9</i>	43.914	23.218	135.6	1:38.553
5-	31.451	100.0	<i>43.687</i>	23.197	137.0	1:38.335	11-	<i>31.341</i>	101.7	44.042	<i>22.952</i>	132.6	1:38.335
6-	31.399	96.8	44.564	23.221	137.5	1:39.184	12-	31.773	95.6	43.827	23.152	131.1	1:38.752
101	Colin MOULD				Mouldy Racing								
1-	90.6	46.167	24.012	132.9	1:49.550	7-	32.041	94.0	45.776	23.745	<i>134.8</i>	1:41.562	
2-	32.444	95.5	45.699	23.953	132.9	1:42.096	8-	32.123	96.7	45.280	<i>23.515</i>	133.4	1:40.918
3-	32.292	98.4	46.555	24.316	130.1	1:43.163	9-	32.293	95.3	45.339	23.552	133.9	1:41.184
4-	32.996	90.7	46.089	23.938	131.3	1:43.023	10-	<i>31.916</i>	<i>99.4</i>	45.388	23.602	132.1	1:40.906
5-	32.598	94.0	45.805	24.339	132.6	1:42.742	11-	32.071	97.1	<i>45.143</i>	25.231	101.7	1:42.445
6-	32.221	92.4	45.553	23.825	134.5	1:41.599							

Brands Hatch GP
Circuit Length = 2.3009 miles
Start: 17:46 End: 18:06

Weather / Track : Sunny / Dry

MCRCB BULLETIN TK095

2009 Focused Events KTM RC8 Super Cup & Under 25 Cup

RACE 3 - SPEED TRAPS

SECTOR 1				SECTOR 2			FINISH LINE			
POS	NO	NAME	MPH	NO	NAME	MPH	NO	NAME	MPH	
1	1	David WOOD	115.7				77	Jonathan RAILTON	148.5	
2	33	Francis WILLIAMSON	113.4				33	Francis WILLIAMSON	146.5	
3	81	Pauli PEKKANEN	113.0				4	Dave HEAL	145.6	
4	88	James EDMEADES	112.8				43	Ben TAYLOR	145.6	
5	0	Christian IDDON	112.6				23	Sam BISHOP	145.3	
6	4	Dave HEAL	112.4				0	Christian IDDON	144.6	
7	11	Kelvin REILLY	112.0				1	David WOOD	144.3	
8	23	Sam BISHOP	111.3				11	Kelvin REILLY	144.3	
9	77	Jonathan RAILTON	110.6				88	James EDMEADES	144.0	
10	43	Ben TAYLOR	110.4				8	Ed SMITH	143.1	
11	7	Rob McNEALY	110.0				81	Pauli PEKKANEN	143.1	
12	8	Ed SMITH	108.6				10	Andrew MARRIOTT	142.8	
13	13	Andy BATTYE	108.2				14	Nick HOBDEN	142.8	
14	10	Andrew MARRIOTT	107.7				13	Andy BATTYE	142.2	
15	14	Nick HOBDEN	107.5				74	Rikki OWEN	141.3	
16	21	Adam FOSTER	106.5				71	Richie THORNTON	141.0	
17	71	Richie THORNTON	105.0				19	Peter GOLDEN	140.7	
18	74	Rikki OWEN	104.7				28	Ben BROADWAY	140.4	
19	19	Peter GOLDEN	103.1				7	Rob McNEALY	140.1	
20	100	Juha TAINA	102.9				21	Adam FOSTER	139.2	
21	69	Peter HASLER	102.8				69	Peter HASLER	138.9	
22	28	Ben BROADWAY	100.0				100	Juha TAINA	138.7	
23	101	Colin MOULD	99.4				101	Colin MOULD	134.8	

Weather / Track : Sunny / Dry

www.tsl-timing.com

Brands Hatch GP
Circuit Length = 2.3009 miles
Start: 17:46 End: 18:06

Printed - 18.08 Saturday, 08 August 2009

MCRCB BULLETIN TK096

2009 Focused Events KTM RC8 Super Cup & Under 25 Cup

RACE 3 - BEST SECTOR TIMES

SECTOR 1			SECTOR 2			SECTOR 3			IDEAL / BEST COMPARISON						
POS	NO	NAME	TIME	NO	NAME	TIME	NO	NAME	TIME	POS	NO	NAME	IDEAL	BEST	DIFF
1	1	WOOD	29.393	81	PEKKANEN	41.434	1	WOOD	21.818	1	1	WOOD	1:32.709	1:32.993	0.284
2	81	PEKKANEN	29.542	1	WOOD	41.498	81	PEKKANEN	21.853	2	81	PEKKANEN	1:32.829	1:32.985	0.156
3	11	REILLY	29.589	11	REILLY	41.505	11	REILLY	21.995	3	11	REILLY	1:33.089	1:33.265	0.176
4	4	HEAL	29.715	4	HEAL	41.712	88	EDMEADES	22.009	4	0	IDDON	1:33.561	1:33.585	0.024
5	88	EDMEADES	29.724	33	WILLIAMSON	41.740	0	IDDON	22.040	5	4	HEAL	1:33.608	1:33.823	0.215
6	0	IDDON	29.769	0	IDDON	41.752	23	BISHOP	22.152	6	88	EDMEADES	1:33.664	1:33.939	0.275
7	33	WILLIAMSON	29.842	88	EDMEADES	41.931	4	HEAL	22.181	7	33	WILLIAMSON	1:33.819	1:34.046	0.227
8	77	RAILTON	29.875	23	BISHOP	42.068	77	RAILTON	22.223	8	23	BISHOP	1:34.142	1:34.351	0.209
9	23	BISHOP	29.922	77	RAILTON	42.169	33	WILLIAMSON	22.237	9	77	RAILTON	1:34.267	1:34.526	0.259
10	8	SMITH	29.948	8	SMITH	42.193	8	SMITH	22.328	10	8	SMITH	1:34.469	1:34.824	0.355
11	71	THORNTON	30.331	10	MARRIOTT	42.715	10	MARRIOTT	22.408	11	10	MARRIOTT	1:35.618	1:35.890	0.272
12	43	TAYLOR	30.429	43	TAYLOR	42.750	13	BATTYE	22.425	12	43	TAYLOR	1:35.707	1:35.900	0.193
13	21	FOSTER	30.461	21	FOSTER	42.895	21	FOSTER	22.446	13	71	THORNTON	1:35.741	1:35.992	0.251
14	7	McNEALY	30.469	71	THORNTON	42.904	7	McNEALY	22.500	14	21	FOSTER	1:35.802	1:36.074	0.272
15	10	MARRIOTT	30.495	13	BATTYE	42.975	71	THORNTON	22.506	15	13	BATTYE	1:35.979	1:36.048	0.069
16	13	BATTYE	30.579	74	OWEN	43.057	43	TAYLOR	22.528	16	7	McNEALY	1:36.159	1:36.817	0.658
17	19	GOLDEN	30.824	19	GOLDEN	43.084	19	GOLDEN	22.577	17	19	GOLDEN	1:36.485	1:36.708	0.223
18	14	HOBDEN	30.990	7	McNEALY	43.190	28	BROADWAY	22.740	18	74	OWEN	1:37.112	1:37.344	0.232
19	69	HASLER	31.131	28	BROADWAY	43.626	14	HOBDEN	22.761	19	14	HOBDEN	1:37.388	1:37.554	0.166
20	74	OWEN	31.151	14	HOBDEN	43.637	69	HASLER	22.794	20	69	HASLER	1:37.648	1:37.858	0.210
21	100	TAINA	31.341	100	TAINA	43.687	74	OWEN	22.904	21	100	TAINA	1:37.980	1:38.335	0.355
22	28	BROADWAY	31.642	69	HASLER	43.723	100	TAINA	22.952	22	28	BROADWAY	1:38.008	1:38.125	0.117
23	101	MOULD	31.916	101	MOULD	45.143	101	MOULD	23.515	23	101	MOULD	1:40.574	1:40.906	0.332
											Perfect Lap		1:32.645		

Brands Hatch GP
 Circuit Length = 2.3009 miles
 Start: 17:46 End: 18:06

Weather / Track : Sunny / Dry

www.tsl-timing.com

Printed - 18.13 Saturday, 08 August 2009

MCRCB BULLETIN TK099

2009 Focused Events KTM RC8 Super Cup & Under 25 Cup WARM-UP - CLASSIFICATION

POS	NO	CL	NAME	ENTRY	TIME	ON	LAPS	GAP	DIFF	MPH
1	11		Kelvin REILLY	KTM - Inmoto Corse	1:33.782	3	5			88.32
2	81		Pauli PEKKANEN	KTM - Inmoto Corse	1:34.109	3	5	0.327	0.327	88.01
3	77	C	Jonathan RAILTON	KTM - Ducks X Racing	1:34.383	6	6	0.601	0.274	87.76
4	1		David WOOD	KTM - KTM UK	1:34.818	4	6	1.036	0.435	87.35
5	4		Dave HEAL	KTM - Littlewood Fencing / D Heal R'g	1:35.112	5	6	1.330	0.294	87.08
6	33		Francis WILLIAMSON	KTM - SJ Racing / Bracken Motorcycles	1:35.250	6	6	1.468	0.138	86.96
7	0		Christian IDDON	KTM - KTM UK	1:35.476	5	6	1.694	0.226	86.75
8	23	C	Sam BISHOP	KTM - Kester Cunningham John/Sam Bishop	1:35.527	6	6	1.745	0.051	86.71
9	8		Ed SMITH	KTM - Redline KTM	1:35.774	6	6	1.992	0.247	86.48
10	71		Richie THORNTON	KTM - TA Creative Ltd / P&H Motorcycles	1:36.603	5	6	2.821	0.829	85.74
11	13		Andy BATTYE	KTM - Anthracite Racing	1:36.825	6	6	3.043	0.222	85.54
12	19		Peter GOLDEN	KTM - PGRacing	1:37.660	3	4	3.878	0.835	84.81
13	43		Ben TAYLOR	KTM - M & B Motorsport	1:37.780	6	6	3.998	0.120	84.71
14	100		Juha TAINA	KTM - JunnaRacing.com	1:38.570	5	6	4.788	0.790	84.03
15	14		Nick HOBDEN	KTM - Littlewood Fencing / D Heal R'g	1:38.646	6	6	4.864	0.076	83.96
16	10		Andrew MARRIOTT	KTM - AMR Racing	1:38.871	3	6	5.089	0.225	83.77
17	74		Rikki OWEN	KTM - RO Racing	1:38.951	4	6	5.169	0.080	83.70
18	7		Rob McNEALY	KTM - Bracken KTM	1:38.954	5	6	5.172	0.003	83.70
19	69		Peter HASLER	KTM - Art Of Racing / Boast Plumbing	1:39.221	6	6	5.439	0.267	83.48
20	28	C	Ben BROADWAY	KTM - Ben Broadway Racing	1:39.394	5	6	5.612	0.173	83.33
21	21	C	Adam FOSTER	KTM - Fozzy Racing	1:39.872	4	4	6.090	0.478	82.93
22	88		James EDMEADES	KTM - Redline Motorcycles / VCG	1:40.220	2	2	6.438	0.348	82.64
23	101		Colin MOULD	KTM - Mouldy Racing	1:41.823	6	6	8.041	1.603	81.34

Weather / Track : Sunny / Dry

These results are provisional until the conclusion of any judicial and technical matters.

Brands Hatch GP
Circuit Length = 2.3009 miles
Start: 09:00 End: 09:12

Race Director :

Stewards :

Timekeeper :

MCRCB BULLETIN TK100

2009 Focused Events KTM RC8 Super Cup & Under 25 Cup

WARM-UP - SECTOR ANALYSIS

0	Christian IDDON					KTM UK							
1-	Out	104.5	45.212	23.451	139.8	1:42.451	4-	30.362	<i>107.7</i>	43.128	<i>22.614</i>	139.5	1:36.104
2-	31.196	105.7	43.289	23.102	139.5	1:37.587	5-	<i>30.162</i>	105.8	42.645	22.669	139.8	1:35.476
3-	30.753	103.6	43.107	22.695	<i>140.4</i>	1:36.555	6-	30.207	106.2	<i>42.430</i>	23.978	103.9	1:36.615
1	David WOOD					KTM UK							
1-	Out	102.0	44.246	22.706	139.5	1:39.524	4-	<i>29.983</i>	<i>115.5</i>	42.722	<i>22.113</i>	138.7	1:34.818
2-	30.335	109.7	42.933	22.417	<i>141.3</i>	1:35.685	5-	30.238	107.2	42.496	In		2:27.356 P
3-	30.337	103.6	42.871	22.522	141.0	1:35.730	6-	Out	113.2	<i>42.289</i>	22.215	<i>141.3</i>	1:37.494
4	Dave HEAL					Littlewood Fencing / D Heal R'g							
1-	Out	92.8	46.947	24.961	136.7	1:46.458	4-	30.457	109.7	42.799	22.599	141.0	1:35.855
2-	31.802	103.4	44.530	23.118	143.1	1:39.450	5-	<i>30.060</i>	108.9	<i>42.507</i>	<i>22.545</i>	<i>143.4</i>	1:35.112
3-	30.531	106.2	42.748	22.723	140.7	1:36.002	6-	30.239	<i>109.8</i>	42.508	22.574	140.1	1:35.321
7	Rob McNEALY					Bracken KTM							
1-	Out	94.5	46.791	24.114	133.4	1:44.884	4-	31.867	101.2	44.649	23.454	<i>135.3</i>	1:39.970
2-	32.191	98.5	45.161	23.472	<i>135.3</i>	1:40.824	5-	<i>31.201</i>	<i>106.7</i>	44.327	<i>23.426</i>	133.2	1:38.954
3-	31.741	104.0	44.471	23.580	131.1	1:39.792	6-	31.339	105.2	<i>44.039</i>	23.580	134.2	1:38.958
8	Ed SMITH					Redline KTM							
1-	Out	99.1	45.259	23.389	135.8	1:42.710	4-	30.481	104.0	44.067	23.027	137.8	1:37.575
2-	31.369	102.0	43.411	23.166	135.8	1:37.946	5-	30.543	103.9	42.770	22.898	135.8	1:36.211
3-	31.087	102.1	43.231	<i>22.607</i>	<i>139.5</i>	1:36.925	6-	<i>30.477</i>	<i>104.7</i>	<i>42.560</i>	22.737	136.4	1:35.774
10	Andrew MARRIOTT					AMR Racing							
1-	Out	87.6	47.515	23.921	137.0	1:44.790	4-	45.062	53.1	In	In		2:23.197 P
2-	32.665	99.6	44.551	23.220	137.0	1:40.436	5-	Out	94.5	44.035	<i>22.962</i>	<i>138.9</i>	1:44.026
3-	<i>31.635</i>	<i>99.7</i>	<i>43.970</i>	23.266	137.2	1:38.871	6-	31.759	99.3	44.241	23.048	135.0	1:39.048
11	Kelvin REILLY					Inmoto Corse							
1-	Out	103.4	43.087	23.253	134.8	1:41.850	4-	29.911	105.5	42.729	23.055	<i>141.6</i>	1:35.695
2-	30.530	99.4	42.446	22.257	141.0	1:35.233	5-	30.887	106.5	<i>41.707</i>	22.110	140.4	1:34.704
3-	<i>29.875</i>	<i>108.6</i>	41.911	<i>21.996</i>	141.3	1:33.782							
13	Andy BATTYE					Anthracite Racing							
1-	Out	85.6	46.884	23.220	137.5	1:43.827	4-	31.126	103.2	43.608	22.768	139.2	1:37.502
2-	31.601	97.1	43.735	22.692	139.5	1:38.028	5-	31.524	103.6	43.793	22.784	138.7	1:38.101
3-	31.424	100.2	43.227	22.748	139.5	1:37.399	6-	<i>31.079</i>	<i>104.4</i>	<i>43.104</i>	<i>22.642</i>	<i>140.4</i>	1:36.825
14	Nick HOBDEN					Littlewood Fencing / D Heal R'g							
1-	Out	93.1	47.453	25.013	129.6	1:47.164	4-	<i>31.450</i>	99.3	44.457	23.635	135.8	1:39.542
2-	33.064	94.9	45.271	23.705	135.3	1:42.040	5-	31.876	94.9	45.073	23.826	<i>139.5</i>	1:40.775
3-	31.619	96.7	44.984	23.356	135.6	1:39.959	6-	31.531	<i>102.0</i>	<i>43.949</i>	<i>23.166</i>	137.8	1:38.646
19	Peter GOLDEN					PGRacing							
1-	Out	81.3	48.789	24.058	130.6	1:49.320	3-	<i>31.284</i>	<i>101.7</i>	<i>43.599</i>	<i>22.777</i>	138.1	1:37.660
2-	33.378	94.8	45.910	23.183	<i>138.7</i>	1:42.471	4-	31.288	101.5	43.767	In		2:04.477 P
21	Adam FOSTER					C Fozzy Racing							
1-	Out	87.5	49.088	24.431	129.3	1:50.736	3-	32.071	97.7	<i>44.502</i>	23.435	<i>136.7</i>	1:40.008
2-	33.394	98.3	45.728	24.426	130.6	1:43.548	4-	31.912	97.8	44.569	<i>23.391</i>	133.7	1:39.872
23	Sam BISHOP					C Kester Cunningham John/Sam Bishop							
1-	Out	98.5	46.539	24.235	134.5	1:44.071	4-	<i>30.453</i>	106.7	43.189	22.617	137.8	1:36.259
2-	32.582	102.1	44.758	23.412	140.4	1:40.752	5-	37.944	77.2	50.282	22.967	<i>143.4</i>	1:51.193
3-	30.710	106.2	43.088	22.491	141.6	1:36.289	6-	30.758	<i>109.5</i>	<i>42.378</i>	<i>22.391</i>	140.7	1:35.527
28	Ben BROADWAY					C Ben Broadway Racing							
1-	Out	84.2	46.912	24.256	137.2	1:46.571	4-	<i>31.956</i>	97.3	44.503	23.276	138.1	1:39.735
2-	32.736	93.6	45.110	23.708	135.8	1:41.554	5-	31.971	96.7	<i>44.204</i>	23.219	135.3	1:39.394
3-	32.341	95.1	44.819	23.180	137.8	1:40.340	6-	32.158	<i>98.1</i>	44.289	<i>22.970</i>	<i>139.8</i>	1:39.417

Brands Hatch GP
Circuit Length = 2.3009 miles
Start: 09:00 End: 09:12

Weather / Track : Sunny / Dry

MCRCB BULLETIN TK100

2009 Focused Events KTM RC8 Super Cup & Under 25 Cup

WARM-UP - SECTOR ANALYSIS

33	Francis WILLIAMSON		SJ Racing / Bracken Motorcycles										
1-	Out	99.3	44.761	23.281	138.9	1:40.893	4-	30.510	<i>110.0</i>	42.903	22.703	140.1	1:36.116
2-	30.937	106.2	42.808	22.875	140.4	1:36.620	5-	30.784	105.5	42.491	22.787	138.1	1:36.062
3-	30.757	108.6	42.572	22.668	<i>140.7</i>	1:35.997	6-	<i>30.482</i>	109.7	<i>42.197</i>	<i>22.571</i>	139.5	<i>1:35.250</i>
43	Ben TAYLOR		M & B Motorsport										
1-	Out	94.8	45.534	23.278	141.9	1:41.690	4-	31.191	98.7	44.249	23.349	<i>142.2</i>	1:38.789
2-	31.414	100.6	44.153	23.232	141.3	1:38.799	5-	31.492	91.8	45.227	23.393	140.4	1:40.112
3-	31.704	100.2	44.020	<i>22.925</i>	141.3	1:38.649	6-	<i>31.181</i>	<i>105.0</i>	<i>43.569</i>	23.030	141.3	<i>1:37.780</i>
69	Peter HASLER		Art Of Racing / Boast Plumbing										
1-	Out	89.0	46.782	24.202	138.1	1:45.170	4-	32.364	96.3	45.296	23.445	<i>138.7</i>	1:41.105
2-	32.945	96.0	45.377	23.920	126.9	1:42.242	5-	32.219	92.8	45.058	23.503	134.5	1:40.780
3-	<i>32.169</i>	95.3	45.171	23.524	<i>138.7</i>	1:40.864	6-	32.172	<i>101.5</i>	<i>43.984</i>	<i>23.065</i>	<i>138.7</i>	<i>1:39.221</i>
71	Richie THORNTON		TA Creative Ltd / P&H Motorcycles										
1-	Out	92.1	45.545	23.525	136.4	1:43.143	4-	30.794	101.8	43.245	22.721	138.1	1:36.760
2-	31.731	97.7	44.076	23.211	136.7	1:39.018	5-	30.799	96.4	43.257	<i>22.547</i>	<i>138.7</i>	<i>1:36.603</i>
3-	30.943	100.5	<i>43.165</i>	22.714	138.1	1:36.822	6-	<i>30.450</i>	<i>103.2</i>	43.644	In		2:08.086 P
74	Rikki OWEN		RO Racing										
1-	Out	93.5	45.573	23.914	134.5	1:44.446	4-	31.670	98.0	<i>44.123</i>	<i>23.158</i>	137.0	<i>1:38.951</i>
2-	32.243	<i>99.4</i>	44.819	23.612	136.1	1:40.674	5-	31.920	98.4	44.560	23.478	136.1	1:39.958
3-	<i>31.610</i>	98.8	44.661	23.458	137.2	1:39.729	6-	31.781	99.3	44.214	23.208	<i>137.5</i>	1:39.203
77	Jonathan RAILTON		C Ducks X Racing										
1-	Out	92.9	44.879	23.141	139.8	1:41.503	4-	30.017	108.4	42.336	<i>22.175</i>	142.5	1:34.528
2-	31.087	101.8	43.200	22.966	<i>142.8</i>	1:37.253	5-	<i>29.846</i>	107.7	42.498	23.050	139.8	1:35.394
3-	30.916	105.8	42.654	22.477	141.9	1:36.047	6-	29.900	<i>108.6</i>	<i>42.060</i>	22.423	140.7	<i>1:34.383</i>
81	Pauli PEKKANEN		Inmoto Corse										
1-	Out	93.6	45.981	23.542	138.9	1:44.765	4-	31.193	111.1	42.370	24.472	120.5	1:38.035
2-	30.974	108.1	42.938	23.007	<i>142.2</i>	1:36.919	5-	31.806	111.5	<i>41.834</i>	In		1:55.717 P
3-	<i>30.064</i>	<i>112.2</i>	42.026	<i>22.019</i>	<i>142.2</i>	<i>1:34.109</i>							
88	James EDMEADES		Redline Motorcycles / VCG										
1-	Out	91.9	48.803	24.323	133.2	1:51.904	2-	32.265	99.9	<i>44.625</i>	<i>23.330</i>	<i>135.8</i>	<i>1:40.220</i>
100	Juha TAINA		JunnaRacing.com										
1-	Out	86.5	48.077	24.414	133.4	1:47.392	4-	31.580	96.1	44.645	23.259	<i>138.1</i>	1:39.484
2-	34.048	92.6	45.401	23.741	134.2	1:43.190	5-	<i>31.439</i>	<i>98.8</i>	<i>44.119</i>	<i>23.012</i>	137.5	<i>1:38.570</i>
3-	32.384	94.1	44.745	23.185	137.8	1:40.314	6-	32.114	93.9	44.460	23.258	125.2	1:39.832
101	Colin MOULD		Mouldy Racing										
1-	Out	78.0	51.846	26.126	122.9	1:55.324	4-	32.694	92.1	45.747	24.092	134.5	1:42.533
2-	34.660	89.8	46.862	24.735	131.1	1:46.257	5-	<i>32.481</i>	<i>98.3</i>	45.638	24.075	133.4	1:42.194
3-	33.210	90.8	46.669	24.251	133.9	1:44.130	6-	32.710	94.8	<i>45.420</i>	<i>23.693</i>	<i>135.6</i>	<i>1:41.823</i>

Brands Hatch GP
Circuit Length = 2.3009 miles
Start: 09:00 End: 09:12

Weather / Track : Sunny / Dry

MCRCB BULLETIN TK101

2009 Focused Events KTM RC8 Super Cup & Under 25 Cup

WARM-UP - SPEED TRAPS

SECTOR 1				SECTOR 2			FINISH LINE			
POS	NO	NAME	MPH	NO	NAME	MPH	NO	NAME	MPH	
1	1	David WOOD	115.5				4	Dave HEAL	143.4	
2	81	Pauli PEKKANEN	112.2				23	Sam BISHOP	143.4	
3	33	Francis WILLIAMSON	110.0				77	Jonathan RAILTON	142.8	
4	4	Dave HEAL	109.8				43	Ben TAYLOR	142.2	
5	23	Sam BISHOP	109.5				81	Pauli PEKKANEN	142.2	
6	11	Kelvin REILLY	108.6				11	Kelvin REILLY	141.6	
7	77	Jonathan RAILTON	108.6				1	David WOOD	141.3	
8	0	Christian IDDON	107.7				33	Francis WILLIAMSON	140.7	
9	7	Rob McNEALY	106.7				0	Christian IDDON	140.4	
10	43	Ben TAYLOR	105.0				13	Andy BATTYE	140.4	
11	8	Ed SMITH	104.7				28	Ben BROADWAY	139.8	
12	13	Andy BATTYE	104.4				8	Ed SMITH	139.5	
13	21	Adam FOSTER	103.2				14	Nick HOBDEN	139.5	
14	71	Richie THORNTON	103.2				10	Andrew MARRIOTT	138.9	
15	14	Nick HOBDEN	102.0				19	Peter GOLDEN	138.7	
16	19	Peter GOLDEN	101.7				69	Peter HASLER	138.7	
17	69	Peter HASLER	101.5				71	Richie THORNTON	138.7	
18	88	James EDMEADES	101.1				100	Juha TAINA	138.1	
19	10	Andrew MARRIOTT	99.7				74	Rikki OWEN	137.5	
20	74	Rikki OWEN	99.4				21	Adam FOSTER	136.7	
21	100	Juha TAINA	98.8				88	James EDMEADES	135.8	
22	101	Colin MOULD	98.3				101	Colin MOULD	135.6	
23	28	Ben BROADWAY	98.1				7	Rob McNEALY	135.3	

Weather / Track : Sunny / Dry

www.tsl-timing.com

Brands Hatch GP
Circuit Length = 2.3009 miles
Start: 09:00 End: 09:12

Printed - 09.15 Sunday, 09 August 2009

MCRCB BULLETIN TK102

2009 Focused Events KTM RC8 Super Cup & Under 25 Cup

WARM-UP - BEST SECTOR TIMES

SECTOR 1			SECTOR 2			SECTOR 3			IDEAL / BEST COMPARISON						
POS	NO	NAME	TIME	NO	NAME	TIME	NO	NAME	TIME	POS	NO	NAME	IDEAL	BEST	DIFF
1	77	RAILTON	29.846	11	REILLY	41.707	11	REILLY	21.996	1	11	REILLY	1:33.578	1:33.782	0.204
2	11	REILLY	29.875	81	PEKKANEN	41.834	81	PEKKANEN	22.019	2	81	PEKKANEN	1:33.917	1:34.109	0.192
3	1	WOOD	29.983	77	RAILTON	42.060	1	WOOD	22.113	3	77	RAILTON	1:34.081	1:34.383	0.302
4	4	HEAL	30.060	33	WILLIAMSON	42.197	77	RAILTON	22.175	4	1	WOOD	1:34.385	1:34.818	0.433
5	81	PEKKANEN	30.064	1	WOOD	42.289	23	BISHOP	22.391	5	4	HEAL	1:35.112	1:35.112	0.000
6	0	IDDON	30.162	23	BISHOP	42.378	4	HEAL	22.545	6	0	IDDON	1:35.206	1:35.476	0.270
7	71	THORNTON	30.450	0	IDDON	42.430	71	THORNTON	22.547	7	23	BISHOP	1:35.222	1:35.527	0.305
8	23	BISHOP	30.453	4	HEAL	42.507	33	WILLIAMSON	22.571	8	33	WILLIAMSON	1:35.250	1:35.250	0.000
9	8	SMITH	30.477	8	SMITH	42.560	8	SMITH	22.607	9	8	SMITH	1:35.644	1:35.774	0.130
10	33	WILLIAMSON	30.482	13	BATTYE	43.104	0	IDDON	22.614	10	71	THORNTON	1:36.162	1:36.603	0.441
11	21	FOSTER	31.029	71	THORNTON	43.165	13	BATTYE	22.642	11	13	BATTYE	1:36.825	1:36.825	0.000
12	13	BATTYE	31.079	43	TAYLOR	43.569	19	GOLDEN	22.777	12	19	GOLDEN	1:37.660	1:37.660	0.000
13	43	TAYLOR	31.181	19	GOLDEN	43.599	43	TAYLOR	22.925	13	43	TAYLOR	1:37.675	1:37.780	0.105
14	7	McNEALY	31.201	14	HOBDEN	43.949	10	MARRIOTT	22.962	14	14	HOBDEN	1:38.565	1:38.646	0.081
15	19	GOLDEN	31.284	10	MARRIOTT	43.970	28	BROADWAY	22.970	15	10	MARRIOTT	1:38.567	1:38.871	0.304
16	100	TAINA	31.439	69	HASLER	43.984	100	TAINA	23.012	16	100	TAINA	1:38.570	1:38.570	0.000
17	14	HOBDEN	31.450	7	McNEALY	44.039	69	HASLER	23.065	17	7	McNEALY	1:38.666	1:38.954	0.288
18	74	OWEN	31.610	100	TAINA	44.119	74	OWEN	23.158	18	74	OWEN	1:38.891	1:38.951	0.060
19	10	MARRIOTT	31.635	74	OWEN	44.123	14	HOBDEN	23.166	19	21	FOSTER	1:38.922	1:39.872	0.950
20	28	BROADWAY	31.956	28	BROADWAY	44.204	88	EDMEADES	23.330	20	28	BROADWAY	1:39.130	1:39.394	0.264
21	88	EDMEADES	32.015	21	FOSTER	44.502	21	FOSTER	23.391	21	69	HASLER	1:39.218	1:39.221	0.003
22	69	HASLER	32.169	88	EDMEADES	44.625	7	McNEALY	23.426	22	88	EDMEADES	1:39.970	1:40.220	0.250
23	101	MOULD	32.481	101	MOULD	45.420	101	MOULD	23.693	23	101	MOULD	1:41.594	1:41.823	0.229
										Perfect Lap		1:33.549			

Brands Hatch GP
Circuit Length = 2.3009 miles
Start: 09:00 End: 09:12

Weather / Track : Sunny / Dry


www.tsl-timing.com

Printed - 09.15 Sunday, 09 August 2009

MCRCB BULLETIN TK103

2009 Focused Events KTM RC8 Super Cup & Under 25 Cup

RACE 4 - FINAL GRID

ROW 6	101	1:41.739	Colin MOULD	100	1:39.386	Juha TAINA	28	1:39.215	Ben BROADWAY			
ROW 5	14	1:38.002	Nick HOBDEN	69	1:37.798	Peter HASLER	7	1:36.663	Rob McNEALY	74	1:36.618	Rikki OWEN
ROW 4	19	1:36.409	Peter GOLDEN	10	1:36.337	Andrew MARRIOTT	71	1:36.148	Richie THORNTON	21	1:35.748	Adam FOSTER
ROW 3	43	1:35.742	Ben TAYLOR	13	1:35.612	Andy BATTYE	88	1:34.894	James EDMEADES	11	1:34.366	Kelvin REILLY
ROW 2	33	1:34.330	Francis WILLIAMSON	23	1:34.251	Sam BISHOP	8	1:34.241	Ed SMITH	0	1:34.097	Christian IDDON
ROW 1	4	1:33.903	Dave HEAL	77	1:33.584	Jonathan RAILTON	1	1:33.032	David WOOD	81	1:32.998	Pauli PEKKANEN
Pole												
												

Brands Hatch GP
Circuit Length = 2.3009 miles

Race Director :	Stewards :	Timekeeper :
-----------------	------------	--------------

MCRCB BULLETIN TK129

2009 Focused Events KTM RC8 Super Cup & Under 25 Cup RACE 4 - CLASSIFICATION

POS	NO	CL	NAME	ENTRY	LAPS	TIME	GAP	DIFF	MPH	BEST	ON
1	1		David WOOD	KTM - KTM UK	12	18:44.545			88.38	1:32.959	9
2	81		Pauli PEKKANEN	KTM - Inmoto Corse	12	18:46.437	1.892	1.892	88.24	1:32.792	9
3	11		Kelvin REILLY	KTM - Inmoto Corse	12	18:46.613	2.068	0.176	88.22	1:32.570	12
4	4		Dave HEAL	KTM - Littlewood Fencing / D Heal R'g	12	18:51.772	7.227	5.159	87.82	1:33.488	7
5	33		Francis WILLIAMSON	KTM - SJ Racing / Bracken Motorcycles	12	18:51.974	7.429	0.202	87.80	1:33.201	7
6	88		James EDMEADES	KTM - Redline Motorcycles / VCG	12	18:54.418	9.873	2.444	87.62	1:33.374	8
7	8		Ed SMITH	KTM - Redline KTM	12	19:06.798	22.253	12.380	86.67	1:34.610	3
8	23	C	Sam BISHOP	KTM - Kester Cunningham John/Sam Bishc	12	19:12.544	27.999	5.746	86.24	1:34.703	3
9	71		Richie THORNTON	KTM - TA Creative Ltd / P&H Motorcycles	12	19:13.318	28.773	0.774	86.18	1:34.847	4
10	43		Ben TAYLOR	KTM - M & B Motorsport	12	19:21.333	36.788	8.015	85.58	1:35.830	3
11	10		Andrew MARRIOTT	KTM - AMR Racing	12	19:27.828	43.283	6.495	85.11	1:36.275	6
12	74		Rikki OWEN	KTM - RO Racing	12	19:28.291	43.746	0.463	85.07	1:36.315	3
13	7		Rob McNEALY	KTM - Bracken KTM	12	19:28.966	44.421	0.675	85.03	1:36.516	11
14	14		Nick HOBDEN	KTM - Littlewood Fencing / D Heal R'g	12	19:31.113	46.568	2.147	84.87	1:36.621	4
15	19		Peter GOLDEN	KTM - PGRacing	12	19:40.831	56.286	9.718	84.17	1:36.626	2
16	69		Peter HASLER	KTM - Art Of Racing / Boast Plumbing	12	19:45.079	1:00.534	4.248	83.87	1:37.668	2
17	100		Juha TAINA	KTM - JunnaRacing.com	12	19:52.139	1:07.594	7.060	83.37	1:37.814	3
18	101		Colin MOULD	KTM - Mouldy Racing	12	20:18.974	1:34.429	26.835	81.54	1:40.271	10

NOT CLASSIFIED

DNF	28	C	Ben BROADWAY	KTM - Ben Broadway Racing	4	6:41.479	8 laps	8 laps	82.52	1:37.454	4
DNF	0		Christian IDDON	KTM - KTM UK	0						
DNF	77	C	Jonathan RAILTON	KTM - Ducks X Racing	0						

FASTEST LAP

11			Kelvin REILLY	KTM - Inmoto Corse	12	1:32.570	89.47 mph	144.00 kph
23	C		Sam BISHOP	KTM - Kester Cunningham John/Sam Bishc	3	1:34.703	87.46 mph	140.76 kph

New Lap Record

Weather / Track : Sunny / Dry

These results are provisional until the conclusion of any judicial and technical matters.

Brands Hatch GP

Circuit Length = 2.3009 miles

Start: 11:45 End: 12:06

Race Director :	Stewards :	Timekeeper :
-----------------	------------	--------------

MCRCB BULLETIN TK130

2009 Focused Events KTM RC8 Super Cup & Under 25 Cup

RACE 4 - LAP CHART

Lap 1			Lap 2			Lap 3			Lap 4			Lap 5		
No	Behind	Laptime	No	Behind	Laptime	No	Behind	Laptime	No	Behind	Laptime	No	Behind	Laptime
1		1:38.257	1		1:33.114	1		1:33.567	1		1:33.093	1		1:33.623
4	0.697	1:38.954	4	1.946	1:34.363	81	2.583	1:34.083	81	2.739	1:33.249	81	2.266	1:33.150
81	2.135	1:40.392	81	2.067	1:33.046	4	2.768	1:34.389	4	3.713	1:34.038	11	3.956	1:33.816
33	2.392	1:40.649	33	3.068	1:33.790	33	3.443	1:33.942	11	3.763	1:33.303	4	4.312	1:34.222
23	2.841	1:41.098	11	3.209	1:33.364	11	3.553	1:33.911	33	4.242	1:33.892	33	4.613	1:33.994
11	2.959	1:41.216	88	4.286	1:34.101	88	4.367	1:33.648	88	4.651	1:33.377	88	4.698	1:33.670
88	3.299	1:41.556	8	5.976	1:35.416	8	7.019	1:34.610	8	9.252	1:35.326	8	10.613	1:34.984
8	3.674	1:41.931	23	6.478	1:36.751	23	7.614	1:34.703	23	9.917	1:35.396	23	11.473	1:35.179
71	3.785	1:42.042	43	6.908	1:36.124	71	8.970	1:35.411	71	10.724	1:34.847	71	12.230	1:35.129
43	3.898	1:42.155	71	7.126	1:36.455	43	9.171	1:35.830	43	12.092	1:36.014	43	14.700	1:36.231
7	5.727	1:43.984	7	9.162	1:36.549	7	12.271	1:36.676	74	15.685	1:36.340	74	18.893	1:36.831
14	5.877	1:44.134	74	9.690	1:36.664	74	12.438	1:36.315	7	16.224	1:37.046	7	19.668	1:37.067
74	6.140	1:44.397	14	10.034	1:37.271	10	13.133	1:36.341	10	16.564	1:36.524	10	19.751	1:36.810
10	6.449	1:44.706	10	10.359	1:37.024	14	13.634	1:37.167	14	17.162	1:36.621	14	20.622	1:37.083
19	6.872	1:45.129	19	10.384	1:36.626	19	14.701	1:37.884	19	18.901	1:37.293	19	22.703	1:37.425
69	7.096	1:45.353	69	11.650	1:37.668	69	15.808	1:37.725	69	21.206	1:38.491	69	25.884	1:38.301
100	7.362	1:45.619	100	12.148	1:37.900	100	16.395	1:37.814	100	21.449	1:38.147	100	26.258	1:38.432
28	9.199	1:47.456	28	14.362	1:38.277	28	19.087	1:38.292	28	23.448	1:37.454	101	44.047	1:41.136
101	9.837	1:48.094	101	18.636	1:41.913	101	27.703	1:42.634	101	36.534	1:41.924			

New Lap Record

Weather / Track : Sunny / Dry

www.tsl-timing.com

Brands Hatch GP
 Circuit Length = 2.3009 miles
 Start: 11:45 End: 12:06

MCRCB BULLETIN TK130

2009 Focused Events KTM RC8 Super Cup & Under 25 Cup

RACE 4 - LAP CHART

Lap 6			Lap 7			Lap 8			Lap 9			Lap 10		
No	Behind	Laptime	No	Behind	Laptime	No	Behind	Laptime	No	Behind	Laptime	No	Behind	Laptime
1		1:33.488	1		1:33.243	1		1:33.009	1		1:32.959	1		1:33.094
81	2.120	1:33.342	81	1.755	1:32.878	81	1.924	1:33.178	81	1.757	1:32.792	81	1.868	1:33.205
11	3.462	1:32.994	11	3.254	1:33.035	11	3.297	1:33.052	11	3.440	1:33.102	11	3.572	1:33.226
4	4.646	1:33.822	4	4.891	1:33.488	4	5.397	1:33.515	4	6.406	1:33.968	4	6.872	1:33.560
88	4.814	1:33.604	33	5.171	1:33.201	33	5.530	1:33.368	33	6.511	1:33.940	88	7.053	1:33.552
33	5.213	1:34.088	88	5.259	1:33.688	88	5.624	1:33.374	88	6.595	1:33.930	33	7.308	1:33.891
8	11.840	1:34.715	8	13.406	1:34.809	8	15.171	1:34.774	8	17.059	1:34.847	8	18.912	1:34.947
23	13.293	1:35.308	23	15.073	1:35.023	23	17.438	1:35.374	23	20.050	1:35.571	23	22.658	1:35.702
71	14.397	1:35.655	71	16.455	1:35.301	71	18.515	1:35.069	71	21.100	1:35.544	71	23.907	1:35.901
43	17.443	1:36.231	43	20.715	1:36.515	43	23.958	1:36.252	43	26.960	1:35.961	43	30.130	1:36.264
74	22.187	1:36.782	74	25.851	1:36.907	74	29.624	1:36.782	74	33.234	1:36.569	10	37.246	1:36.874
10	22.538	1:36.275	10	26.111	1:36.816	10	29.936	1:36.834	10	33.466	1:36.489	74	37.601	1:37.461
7	23.122	1:36.942	7	26.724	1:36.845	7	30.264	1:36.549	7	33.988	1:36.683	7	38.129	1:37.235
14	23.767	1:36.633	14	27.149	1:36.625	14	31.041	1:36.901	14	34.923	1:36.841	14	38.921	1:37.092
19	26.753	1:37.538	19	31.804	1:38.294	19	37.150	1:38.355	19	42.500	1:38.309	19	47.309	1:37.903
69	30.802	1:38.406	69	35.733	1:38.174	69	41.050	1:38.326	69	46.101	1:38.010	69	50.930	1:37.923
100	31.856	1:39.086	100	36.844	1:38.231	100	43.947	1:40.112	100	51.442	1:40.454	100	57.340	1:38.992
101	51.532	1:40.973	101	58.661	1:40.372	101	1:06.059	1:40.407	101	1:13.462	1:40.362	101	1:20.639	1:40.271

New Lap Record

Weather / Track : Sunny / Dry

www.tsl-timing.com

Brands Hatch GP
 Circuit Length = 2.3009 miles
 Start: 11:45 End: 12:06

MCRCB BULLETIN TK130

2009 Focused Events KTM RC8 Super Cup & Under 25 Cup RACE 4 - LAP CHART

Lap 11			Lap 12		
No	Behind	Laptime	No	Behind	Laptime
1		1:33.134	1		1:33.964
81	1.872	1:33.138	81	1.892	1:33.984
11	3.462	1:33.024	11	2.068	1:32.570
4	7.381	1:33.643	4	7.227	1:33.810
33	7.950	1:33.776	33	7.429	1:33.443
88	8.183	1:34.264	88	9.873	1:35.654
8	20.864	1:35.086	8	22.253	1:35.353
23	25.643	1:36.119	23	27.999	1:36.320
71	26.845	1:36.072	71	28.773	1:35.892
43	33.508	1:36.512	43	36.788	1:37.244
10	40.627	1:36.515	10	43.283	1:36.620
74	41.162	1:36.695	74	43.746	1:36.548
7	41.511	1:36.516	7	44.421	1:36.874
14	42.569	1:36.782	14	46.568	1:37.963
19	52.211	1:38.036	19	56.286	1:38.039
69	55.839	1:38.043	69	1:00.534	1:38.659
100	1:03.098	1:38.892	100	1:07.594	1:38.460
101	1:28.034	1:40.529	101	1:34.429	1:40.359

New Lap Record

Weather / Track : Sunny / Dry

www.tsl-timing.com

Brands Hatch GP
Circuit Length = 2.3009 miles
Start: 11:45 End: 12:06

MCRCB BULLETIN TK131

2009 Focused Events KTM RC8 Super Cup & Under 25 Cup RACE 4 - POSITION CHART

No	Name	Pos	Laps												
			1	2	3	4	5	6	7	8	9	10	11	12	
1	David WOOD	1	1	1	1	1	1	1	1	1	1	1	1	1	1
4	Dave HEAL	2	4	4	81	81	81	81	81	81	81	81	81	81	81
81	Pauli PEKKANEN	3	81	81	4	4	11	11	11	11	11	11	11	11	11
33	Francis WILLIAMSON	4	33	33	33	11	4	4	4	4	4	4	4	4	4
23	Sam BISHOP	5	23	11	11	33	33	88	33	33	33	88	33	33	33
11	Kelvin REILLY	6	11	88	88	88	88	33	88	88	88	33	88	88	88
88	James EDMEADES	7	88	8	8	8	8	8	8	8	8	8	8	8	8
8	Ed SMITH	8	8	23	23	23	23	23	23	23	23	23	23	23	23
71	Richie THORNTON	9	71	43	71	71	71	71	71	71	71	71	71	71	71
43	Ben TAYLOR	10	43	71	43	43	43	43	43	43	43	43	43	43	43
7	Rob McNEALY	11	7	7	7	74	74	74	74	74	74	10	10	10	10
14	Nick HOBDEN	12	14	74	74	7	7	10	10	10	10	74	74	74	74
74	Rikki OWEN	13	74	14	10	10	10	7	7	7	7	7	7	7	7
10	Andrew MARRIOTT	14	10	10	14	14	14	14	14	14	14	14	14	14	14
19	Peter GOLDEN	15	19	19	19	19	19	19	19	19	19	19	19	19	19
69	Peter HASLER	16	69	69	69	69	69	69	69	69	69	69	69	69	69
100	Juha TAINA	17	100	100	100	100	100	100	100	100	100	100	100	100	100
28	Ben BROADWAY	18	28	28	28	28	101	101	101	101	101	101	101	101	101
101	Colin MOULD	19	101	101	101	101									

New Lap Record

Weather / Track : Sunny / Dry

www.tsl-timing.com

Brands Hatch GP
Circuit Length = 2.3009 miles
Start: 11:45 End: 12:06

MCRCB BULLETIN TK132

2009 Focused Events KTM RC8 Super Cup & Under 25 Cup

RACE 4 - SECTOR ANALYSIS

0	Christian IDDON				KTM UK								
1	David WOOD				KTM UK								
1-	110.9	41.606	22.215	141.3	1:38.257	7-	29.343	114.9	41.715	22.185	142.5	1:33.243	
2-	<i>29.342</i>	116.3	41.630	22.142	140.7	1:33.114	8-	29.394	109.7	41.644	<i>21.971</i>	141.9	1:33.009
3-	29.671	116.1	41.541	22.355	141.6	1:33.567	9-	29.559	112.6	41.408	21.992	141.9	1:32.959
4-	29.462	113.4	41.654	21.977	142.2	1:33.093	10-	29.508	112.4	41.486	22.100	141.3	1:33.094
5-	29.881	114.7	41.651	22.091	142.2	1:33.623	11-	29.660	112.6	<i>41.313</i>	22.161	140.1	1:33.134
6-	29.611	114.1	41.762	22.115	140.7	1:33.488	12-	29.685	<i>117.7</i>	41.989	22.290	136.4	1:33.964
4	Dave HEAL				Littlewood Fencing / D Heal R'g								
1-	107.9	41.849	22.453	143.7	1:38.954	7-	29.547	109.3	41.727	<i>22.214</i>	143.4	1:33.488	
2-	29.677	110.9	42.139	22.547	141.6	1:34.363	8-	<i>29.544</i>	109.1	41.696	22.275	143.4	1:33.515
3-	29.717	109.8	42.252	22.420	<i>144.9</i>	1:34.389	9-	29.788	108.9	41.824	22.356	141.9	1:33.968
4-	29.800	111.1	41.815	22.423	144.0	1:34.038	10-	29.586	110.0	41.677	22.297	141.9	1:33.560
5-	29.569	<i>112.2</i>	42.353	22.300	144.6	1:34.222	11-	29.560	110.0	41.717	22.366	140.7	1:33.643
6-	29.829	108.4	<i>41.650</i>	22.343	143.7	1:33.822	12-	29.648	110.6	41.665	22.497	141.9	1:33.810
7	Rob McNEALY				Bracken KTM								
1-	97.3	44.156	23.121	135.8	1:43.984	7-	30.594	98.5	43.554	22.697	<i>137.5</i>	1:36.845	
2-	30.471	106.0	<i>43.006</i>	23.072	135.3	1:36.549	8-	30.730	102.8	43.131	<i>22.688</i>	<i>137.5</i>	1:36.549
3-	30.627	<i>109.3</i>	43.220	22.829	135.3	1:36.676	9-	30.548	102.1	43.279	22.856	134.8	1:36.683
4-	<i>30.446</i>	108.6	43.578	23.022	137.2	1:37.046	10-	30.804	102.3	43.573	22.858	135.0	1:37.235
5-	30.638	99.3	43.521	22.908	137.0	1:37.067	11-	30.529	104.0	43.227	22.760	136.7	1:36.516
6-	30.832	101.5	43.360	22.750	137.0	1:36.942	12-	30.748	102.6	43.246	22.880	136.7	1:36.874
8	Ed SMITH				Redline KTM								
1-	99.7	43.089	22.917	<i>142.2</i>	1:41.931	7-	30.101	<i>108.9</i>	42.326	22.382	138.9	1:34.809	
2-	30.354	107.0	42.686	22.376	138.4	1:35.416	8-	<i>29.965</i>	108.1	42.357	22.452	138.7	1:34.774
3-	30.072	105.0	<i>41.995</i>	22.543	139.2	1:34.610	9-	30.091	107.5	42.383	<i>22.373</i>	138.7	1:34.847
4-	30.162	105.5	42.646	22.518	139.8	1:35.326	10-	29.968	107.0	42.407	22.572	137.2	1:34.947
5-	30.043	106.9	42.444	22.497	138.9	1:34.984	11-	30.113	106.7	42.286	22.687	137.0	1:35.086
6-	30.162	106.5	42.023	22.530	139.2	1:34.715	12-	30.022	107.5	42.623	22.708	136.4	1:35.353
10	Andrew MARRIOTT				AMR Racing								
1-	95.2	44.412	22.992	140.4	1:44.706	7-	30.864	96.6	43.230	22.722	139.8	1:36.816	
2-	30.831	101.1	43.232	22.961	141.0	1:37.024	8-	30.877	103.7	43.131	22.826	140.1	1:36.834
3-	30.723	103.1	43.125	<i>22.493</i>	141.3	1:36.341	9-	30.657	102.9	43.099	22.733	139.2	1:36.489
4-	<i>30.532</i>	104.2	43.043	22.949	141.0	1:36.524	10-	30.960	105.0	43.292	22.622	137.8	1:36.874
5-	30.822	104.0	43.205	22.783	<i>143.1</i>	1:36.810	11-	30.756	105.4	43.028	22.731	137.2	1:36.515
6-	30.564	104.0	43.041	22.670	140.4	1:36.275	12-	30.854	<i>107.2</i>	<i>43.005</i>	22.761	137.5	1:36.620
11	Kelvin REILLY				Inmoto Corse								
1-	100.9	42.663	22.449	<i>144.9</i>	1:41.216	7-	29.572	<i>111.1</i>	41.360	22.103	141.6	1:33.035	
2-	29.802	110.4	41.374	22.188	143.4	1:33.364	8-	29.544	108.9	41.368	22.140	141.9	1:33.052
3-	29.831	107.4	41.812	22.268	141.9	1:33.911	9-	29.509	110.4	41.481	22.112	141.9	1:33.102
4-	29.825	109.5	41.431	22.047	142.2	1:33.303	10-	29.516	110.6	<i>41.271</i>	22.439	141.0	1:33.226
5-	29.680	108.1	41.991	22.145	141.9	1:33.816	11-	29.390	110.9	41.331	22.303	140.7	1:33.024
6-	29.498	110.4	41.346	22.150	141.3	1:32.994	12-	<i>29.318</i>	110.0	41.281	<i>21.971</i>	141.0	1:32.570
14	Nick HOBDEN				Littlewood Fencing / D Heal R'g								
1-	99.4	44.315	22.966	141.9	1:44.134	7-	<i>30.571</i>	103.4	43.184	22.870	<i>142.5</i>	1:36.625	
2-	30.807	105.0	43.288	23.176	139.5	1:37.271	8-	30.759	103.4	43.102	23.040	138.1	1:36.901
3-	30.784	103.7	43.682	<i>22.701</i>	142.2	1:37.167	9-	30.769	103.9	43.168	22.904	139.2	1:36.841
4-	30.692	102.6	<i>42.966</i>	22.963	139.8	1:36.621	10-	30.826	100.5	43.253	23.013	138.7	1:37.092
5-	30.753	104.2	43.414	22.916	141.6	1:37.083	11-	30.856	104.9	42.968	22.958	138.9	1:36.782
6-	30.683	<i>105.2</i>	43.143	22.807	139.5	1:36.633	12-	30.955	105.0	43.547	23.461	133.7	1:37.963
19	Peter GOLDEN				PGRacing								
1-	95.3	44.436	<i>22.905</i>	139.2	1:45.129	7-	31.237	99.6	44.046	23.011	138.1	1:38.294	
2-	30.896	103.2	<i>42.804</i>	22.926	<i>142.5</i>	1:36.626	8-	31.157	95.1	44.058	23.140	137.2	1:38.355
3-	31.632	<i>104.7</i>	43.174	23.078	140.1	1:37.884	9-	31.147	103.4	44.193	22.969	138.9	1:38.309

New Lap Record

Weather / Track : Sunny / Dry

www.tsl-timing.com

Brands Hatch GP
Circuit Length = 2.3009 miles
Start: 11:45 End: 12:06

MCRCB BULLETIN TK132

2009 Focused Events KTM RC8 Super Cup & Under 25 Cup

RACE 4 - SECTOR ANALYSIS

4-	31.003	99.9	43.295	22.995	139.8	1:37.293	10-	30.947	100.0	43.884	23.072	137.5	1:37.903
5-	31.158	99.9	43.314	22.953	139.5	1:37.425	11-	31.170	98.1	43.561	23.305	137.5	1:38.036
6-	<i>30.858</i>	99.9	43.744	22.936	138.9	1:37.538	12-	31.191	97.5	43.780	23.068	137.0	1:38.039
23	Sam BISHOP						C	Kester Cunningham John/Sam Bishop					
1-		105.4	43.169	22.567	<i>144.0</i>	1:41.098	7-	30.129	109.1	42.392	22.502	143.1	1:35.023
2-	31.181	<i>114.3</i>	43.053	22.517	<i>144.0</i>	1:36.751	8-	30.090	107.9	42.674	22.610	142.2	1:35.374
3-	<i>30.021</i>	108.4	<i>42.251</i>	<i>22.431</i>	<i>144.0</i>	1:34.703	9-	30.189	106.9	42.755	22.627	140.4	1:35.571
4-	30.095	107.4	42.805	22.496	<i>144.0</i>	1:35.396	10-	30.323	105.0	42.659	22.720	140.1	1:35.702
5-	30.155	108.1	42.444	22.580	<i>144.0</i>	1:35.179	11-	30.507	108.8	42.878	22.734	140.1	1:36.119
6-	30.113	105.5	42.370	22.825	140.7	1:35.308	12-	30.482	103.6	42.961	22.877	139.2	1:36.320
28	Ben BROADWAY						C	Ben Broadway Racing					
1-		90.4	44.374	24.584	135.6	1:47.456	3-	31.472	95.2	43.842	22.978	141.6	1:38.292
2-	31.583	96.0	43.622	23.072	140.4	1:38.277	4-	<i>31.289</i>	99.3	<i>43.293</i>	<i>22.872</i>	<i>142.5</i>	1:37.454
33	Francis WILLIAMSON							SJ Racing / Bracken Motorcycles					
1-		107.7	42.399	22.778	142.5	1:40.649	7-	29.594	109.3	41.577	22.030	143.1	1:33.201
2-	29.793	111.5	41.643	22.354	141.3	1:33.790	8-	29.664	111.7	41.536	22.168	<i>144.6</i>	1:33.368
3-	29.815	112.2	41.776	22.351	143.4	1:33.942	9-	29.865	110.4	41.777	22.298	143.7	1:33.940
4-	29.851	112.0	41.823	22.218	144.0	1:33.892	10-	30.107	110.9	41.776	<i>22.008</i>	143.7	1:33.891
5-	29.944	110.6	41.690	22.360	<i>144.6</i>	1:33.994	11-	29.769	109.1	41.907	22.100	141.0	1:33.776
6-	30.080	110.9	41.838	22.170	143.7	1:34.088	12-	<i>29.506</i>	<i>113.2</i>	<i>41.469</i>	22.468	141.3	1:33.443
43	Ben TAYLOR							M & B Motorsport					
1-		97.8	43.276	<i>22.389</i>	<i>146.2</i>	1:42.155	7-	30.667	107.7	43.053	22.795	141.0	1:36.515
2-	30.612	105.8	42.964	22.548	144.0	1:36.124	8-	30.701	106.5	42.912	22.639	142.2	1:36.252
3-	<i>30.277</i>	105.5	<i>42.689</i>	22.864	145.3	1:35.830	9-	30.451	<i>110.6</i>	42.897	22.613	139.8	1:35.961
4-	30.444	107.9	43.006	22.564	144.3	1:36.014	10-	30.555	108.4	43.019	22.690	137.8	1:36.264
5-	30.692	108.4	42.909	22.630	143.1	1:36.231	11-	30.711	107.5	42.974	22.827	139.5	1:36.512
6-	30.553	109.1	42.889	22.789	141.3	1:36.231	12-	30.796	106.9	43.345	23.103	132.9	1:37.244
69	Peter HASLER							Art Of Racing / Boast Plumbing					
1-		96.0	44.406	23.381	137.8	1:45.353	7-	31.194	99.3	43.793	23.187	136.7	1:38.174
2-	31.121	100.9	<i>43.530</i>	23.017	138.4	1:37.668	8-	31.179	<i>105.0</i>	43.937	23.210	139.5	1:38.326
3-	31.028	99.3	43.789	<i>22.908</i>	<i>139.8</i>	1:37.725	9-	31.207	98.4	43.764	23.039	139.5	1:38.010
4-	31.467	101.4	43.800	23.224	138.7	1:38.491	10-	<i>30.941</i>	102.9	43.808	23.174	139.2	1:37.923
5-	31.079	100.9	43.818	23.404	138.1	1:38.301	11-	30.977	99.7	44.037	23.029	139.2	1:38.043
6-	31.233	98.8	43.855	23.318	139.5	1:38.406	12-	31.346	102.1	43.945	23.368	133.7	1:38.659
71	Richie THORNTON							TA Creative Ltd / P&H Motorcycles					
1-		99.3	43.090	22.533	138.9	1:42.042	7-	30.209	104.7	42.654	22.438	138.9	1:35.301
2-	30.461	101.7	43.487	22.507	138.4	1:36.455	8-	<i>29.972</i>	<i>106.7</i>	42.608	22.489	140.1	1:35.069
3-	30.243	104.7	42.554	22.614	<i>141.9</i>	1:35.411	9-	30.263	103.4	42.814	22.467	137.8	1:35.544
4-	30.065	<i>106.7</i>	<i>42.451</i>	<i>22.331</i>	141.3	1:34.847	10-	30.286	104.4	42.810	22.805	136.1	1:35.901
5-	29.990	104.7	42.542	22.597	139.5	1:35.129	11-	30.481	103.4	43.019	22.572	138.1	1:36.072
6-	30.249	100.9	42.754	22.652	139.8	1:35.655	12-	30.368	104.2	42.938	22.586	130.6	1:35.892
74	Rikki OWEN							RO Racing					
1-		94.0	44.312	23.008	140.1	1:44.397	7-	30.994	101.8	43.241	<i>22.672</i>	139.2	1:36.907
2-	30.846	100.3	43.076	22.742	139.8	1:36.664	8-	30.920	103.7	43.074	22.788	139.8	1:36.782
3-	30.696	104.0	42.852	22.767	139.5	1:36.315	9-	<i>30.568</i>	101.2	43.198	22.803	137.5	1:36.569
4-	30.628	104.4	<i>42.776</i>	22.936	<i>140.7</i>	1:36.340	10-	30.840	102.1	43.904	22.717	133.7	1:37.461
5-	30.823	103.4	43.170	22.838	<i>140.7</i>	1:36.831	11-	30.671	103.4	43.200	22.824	137.8	1:36.695
6-	30.594	<i>105.4</i>	43.154	23.034	138.9	1:36.782	12-	30.677	103.4	43.040	22.831	137.8	1:36.548
77	Jonathan RAILTON						C	Ducks X Racing					
81	Pauli PEKKANEN							Inmoto Corse					
1-		105.7	42.481	22.279	142.5	1:40.392	7-	29.441	113.6	41.395	22.042	143.1	1:32.878
2-	29.535	111.8	<i>41.373</i>	22.138	<i>143.7</i>	1:33.046	8-	29.648	111.7	41.535	<i>21.995</i>	<i>143.7</i>	1:33.178
3-	29.703	109.5	42.309	22.071	142.8	1:34.083	9-	<i>29.306</i>	114.3	41.387	22.099	141.9	1:32.792
4-	29.393	111.8	41.536	22.320	142.8	1:33.249	10-	29.630	<i>114.9</i>	41.464	22.111	141.6	1:33.205

New Lap Record

Weather / Track : Sunny / Dry

www.tsl-timing.com

Brands Hatch GP
Circuit Length = 2.3009 miles
Start: 11:45 End: 12:06

MCRCB BULLETIN TK132

2009 Focused Events KTM RC8 Super Cup & Under 25 Cup

RACE 4 - SECTOR ANALYSIS

5 -	29.581	112.8	41.464	22.105	143.4	1:33.150	11 -	29.554	113.2	41.583	22.001	141.9	1:33.138
6 -	29.607	110.6	41.496	22.239	142.8	1:33.342	12 -	29.798	113.7	41.797	22.389	141.3	1:33.984
88	James EDMEADES						Redline Motorcycles / VCG						
1 -		101.1	43.348	22.404	142.2	1:41.556	7 -	29.745	107.9	41.991	21.952	145.9	1:33.688
2 -	30.053	106.7	41.847	22.201	142.2	1:34.101	8 -	29.778	107.4	<i>41.537</i>	22.059	145.3	1:33.374
3 -	29.824	111.1	41.868	21.956	143.4	1:33.648	9 -	29.924	110.2	41.889	22.117	144.6	1:33.930
4 -	29.689	109.3	41.607	22.081	144.0	1:33.377	10 -	29.882	110.9	41.683	21.987	142.5	1:33.552
5 -	29.805	110.2	41.747	22.118	<i>146.5</i>	1:33.670	11 -	29.850	<i>112.4</i>	42.373	22.041	141.6	1:34.264
6 -	29.839	110.0	41.822	<i>21.943</i>	144.3	1:33.604	12 -	<i>29.595</i>	110.2	42.421	23.638	114.3	1:35.654
100	Juha TAINA						JunnaRacing.com						
1 -		92.8	44.562	23.134	136.1	1:45.619	7 -	31.131	98.7	44.071	23.029	137.0	1:38.231
2 -	31.309	96.8	<i>43.536</i>	23.055	<i>140.4</i>	1:37.900	8 -	31.409	100.8	44.421	24.282	133.4	1:40.112
3 -	<i>31.089</i>	94.1	43.556	23.169	138.1	1:37.814	9 -	31.882	94.7	45.258	23.314	136.1	1:40.454
4 -	31.392	96.3	43.619	23.136	137.0	1:38.147	10 -	31.572	99.0	44.320	23.100	135.6	1:38.992
5 -	31.463	96.6	43.967	<i>23.002</i>	138.7	1:38.432	11 -	31.399	96.4	44.463	23.030	137.0	1:38.892
6 -	31.259	96.8	44.611	23.216	137.0	1:39.086	12 -	31.101	<i>100.9</i>	44.081	23.278	135.6	1:38.460
101	Colin MOULD						Mouldy Racing						
1 -		97.3	45.280	23.693	<i>137.0</i>	1:48.094	7 -	32.137	99.4	<i>44.704</i>	23.531	132.1	1:40.372
2 -	32.591	97.1	45.323	23.999	132.6	1:41.913	8 -	32.166	96.6	44.792	23.449	133.2	1:40.407
3 -	32.945	92.3	45.671	24.018	133.4	1:42.634	9 -	31.932	98.1	44.966	23.464	131.8	1:40.362
4 -	32.853	92.7	45.374	23.697	132.1	1:41.924	10 -	<i>31.841</i>	96.3	44.847	23.583	130.6	1:40.271
5 -	32.118	98.3	45.295	23.723	132.9	1:41.136	11 -	32.101	99.6	44.864	23.564	132.9	1:40.529
6 -	32.135	94.1	45.140	23.698	132.9	1:40.973	12 -	32.015	<i>101.8</i>	45.165	<i>23.179</i>	132.6	1:40.359

New Lap Record

Weather / Track : Sunny / Dry

www.tsl-timing.com

Brands Hatch GP
Circuit Length = 2.3009 miles
Start: 11:45 End: 12:06

MCRCB BULLETIN TK133

2009 Focused Events KTM RC8 Super Cup & Under 25 Cup

RACE 4 - SPEED TRAPS

SECTOR 1				SECTOR 2			FINISH LINE		
POS	NO	NAME	MPH	NO	NAME	MPH	NO	NAME	MPH
1	1	David WOOD	117.7				88	James EDMEADES	146.5
2	81	Pauli PEKKANEN	114.9				43	Ben TAYLOR	146.2
3	23	Sam BISHOP	114.3				4	Dave HEAL	144.9
4	33	Francis WILLIAMSON	113.2				11	Kelvin REILLY	144.9
5	88	James EDMEADES	112.4				33	Francis WILLIAMSON	144.6
6	4	Dave HEAL	112.2				23	Sam BISHOP	144.0
7	11	Kelvin REILLY	111.1				81	Pauli PEKKANEN	143.7
8	43	Ben TAYLOR	110.6				10	Andrew MARRIOTT	143.1
9	7	Rob McNEALY	109.3				1	David WOOD	142.5
10	8	Ed SMITH	108.9				14	Nick HOB DEN	142.5
11	10	Andrew MARRIOTT	107.2				19	Peter GOLDEN	142.5
12	71	Richie THORNTON	106.7				28	Ben BROADWAY	142.5
13	74	Rikki OWEN	105.4				8	Ed SMITH	142.2
14	14	Nick HOB DEN	105.2				71	Richie THORNTON	141.9
15	69	Peter HASLER	105.0				74	Rikki OWEN	140.7
16	19	Peter GOLDEN	104.7				100	Juha TAINA	140.4
17	101	Colin MOULD	101.8				69	Peter HASLER	139.8
18	100	Juha TAINA	100.9				7	Rob McNEALY	137.5
19	28	Ben BROADWAY	99.4				101	Colin MOULD	137.0

New Lap Record

Weather / Track : Sunny / Dry

www.tsl-timing.com

Brands Hatch GP
Circuit Length = 2.3009 miles
Start: 11:45 End: 12:06

Printed - 12.08 Sunday, 09 August 2009

MCRCB BULLETIN TK134

2009 Focused Events KTM RC8 Super Cup & Under 25 Cup

RACE 4 - BEST SECTOR TIMES

SECTOR 1			SECTOR 2			SECTOR 3			IDEAL / BEST COMPARISON						
POS	NO	NAME	TIME	NO	NAME	TIME	NO	NAME	TIME	POS	NO	NAME	IDEAL	BEST	DIFF
1	81	PEKKANEN	29.306	11	REILLY	41.271	88	EDMEADES	21.943	1	11	REILLY	1:32.560	1:32.570	0.010
2	11	REILLY	29.318	1	WOOD	41.313	1	WOOD	21.971	2	1	WOOD	1:32.626	1:32.959	0.333
3	1	WOOD	29.342	81	PEKKANEN	41.373	11	REILLY	21.971	3	81	PEKKANEN	1:32.674	1:32.792	0.118
4	33	WILLIAMSON	29.506	33	WILLIAMSON	41.469	81	PEKKANEN	21.995	4	33	WILLIAMSON	1:32.983	1:33.201	0.218
5	4	HEAL	29.544	88	EDMEADES	41.537	33	WILLIAMSON	22.008	5	88	EDMEADES	1:33.075	1:33.374	0.299
6	88	EDMEADES	29.595	4	HEAL	41.650	4	HEAL	22.214	6	4	HEAL	1:33.408	1:33.488	0.080
7	8	SMITH	29.965	8	SMITH	41.995	71	THORNTON	22.331	7	8	SMITH	1:34.333	1:34.610	0.277
8	71	THORNTON	29.972	23	BISHOP	42.251	8	SMITH	22.373	8	23	BISHOP	1:34.703	1:34.703	0.000
9	23	BISHOP	30.021	71	THORNTON	42.451	43	TAYLOR	22.389	9	71	THORNTON	1:34.754	1:34.847	0.093
10	43	TAYLOR	30.277	43	TAYLOR	42.689	23	BISHOP	22.431	10	43	TAYLOR	1:35.355	1:35.830	0.475
11	7	McNEALY	30.446	74	OWEN	42.776	10	MARRIOTT	22.493	11	74	OWEN	1:36.016	1:36.315	0.299
12	10	MARRIOTT	30.532	19	GOLDEN	42.804	74	OWEN	22.672	12	10	MARRIOTT	1:36.030	1:36.275	0.245
13	74	OWEN	30.568	14	HOBDEN	42.966	7	McNEALY	22.688	13	7	McNEALY	1:36.140	1:36.516	0.376
14	14	HOBDEN	30.571	10	MARRIOTT	43.005	14	HOBDEN	22.701	14	14	HOBDEN	1:36.238	1:36.621	0.383
15	19	GOLDEN	30.858	7	McNEALY	43.006	28	BROADWAY	22.872	15	19	GOLDEN	1:36.567	1:36.626	0.059
16	69	HASLER	30.941	28	BROADWAY	43.293	19	GOLDEN	22.905	16	69	HASLER	1:37.379	1:37.668	0.289
17	100	TAINA	31.089	69	HASLER	43.530	69	HASLER	22.908	17	28	BROADWAY	1:37.454	1:37.454	0.000
18	28	BROADWAY	31.289	100	TAINA	43.536	100	TAINA	23.002	18	100	TAINA	1:37.627	1:37.814	0.187
19	101	MOULD	31.841	101	MOULD	44.704	101	MOULD	23.179	19	101	MOULD	1:39.724	1:40.271	0.547

Perfect Lap	1:32.520
-------------	----------

New Lap Record

Weather / Track : Sunny / Dry

www.tsl-timing.com

Brands Hatch GP
Circuit Length = 2.3009 miles
Start: 11:45 End: 12:06

Printed - 12.09 Sunday, 09 August 2009

