



SWAN COMBI CHALLENGE

....

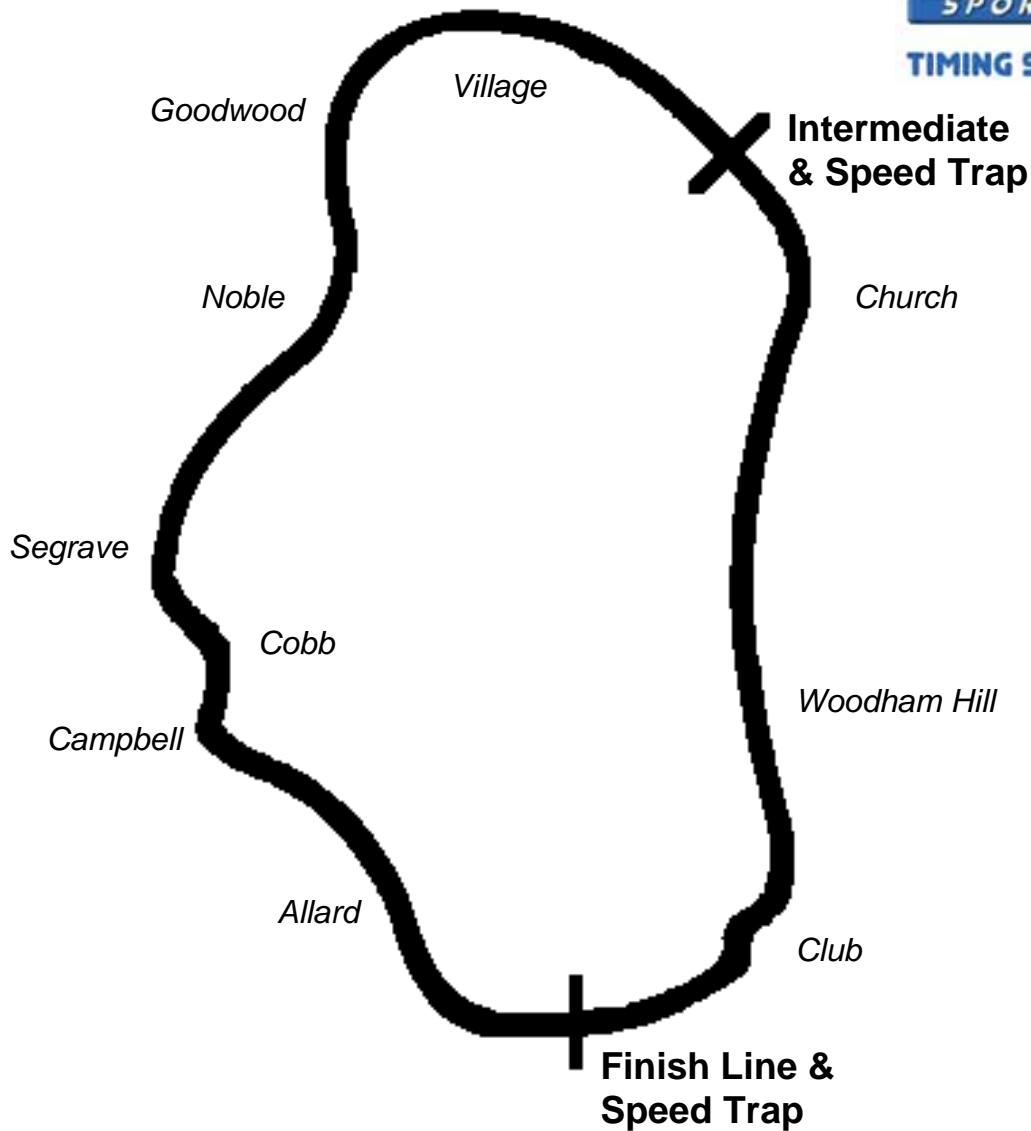
.....H fi l hcb

%* h – % th April 2010



Results Provided by Timing Solutions Ltd
www.tsl-timing.com

THRUXTON



Circuit Length: 2.3560 miles / 3791.6 metres
 Intermediate: 2247 metres
 Pit In: 3697 metres
 Pit Out: 100 metres after Finish Line
 Pit In – Pit Out: 219 metres, @ 60kph = 13.1 seconds, @ 80kph = 9.8 seconds

Lap Records		Best Sector Information			
		Sector 1	Trap (mph)	Sector 2	F/L Trap (mph)
Superbikes	1:14.890	45.869	159.4	28.285	131.8
Supersport	1:17.333	46.663	151.1	29.129	122.9
Superstock 1000	1:17.698	47.759	152.5	29.427	126.6
Superstock 600	1:19.649	48.815	144.9	30.631	119.4
125GP	1:21.037	48.659	129.0	31.602	106.3

MCRCB BULLETIN TK046

2010 Yokohama/ACU British F2 Sidecar Championship / Swan Combi Challenge FREE PRACTICE - CLASSIFICATION

POS	NO	CL	NAME	ENTRY	TIME	ON	LAPS	GAP	DIFF	MPH
1	1	S	HOLDEN / WINKLE	LCR Suzuki - Holden Racing	1:25.747	10	12			98.91
2	2	S	NEARY / KNAPTON	LCR Honda - Dave Hudspeth Carpets/Honda	1:26.113	13	14	0.366	0.366	98.49
3	22	S	KIMBERLEY / BELL	Ireson Honda - D K Racing	1:28.177	11	12	2.430	2.064	96.18
4	12	S	ELMER / MARSHALL	Ireson Yamaha - T&D Racing	1:28.255	11	13	2.508	0.078	96.10
5	4	S	HANKS / WELLS	Molyneux Rose Suzuki - Hanks Racing	1:28.545	7	9	2.798	0.290	95.78
6	29	C	KERSHAW / WILSON	LCR Suzuki - Kershaw Racing	1:28.797	13	13	3.050	0.252	95.51
7	42	C	BENNETT / PERRY	Shelbourne Honda - MCR Moo F2	1:28.921	9	10	3.174	0.124	95.38
8	45	C	ATKINSON / KNAPTON	LCR Suzuki - A W Racing	1:29.397	13	13	3.650	0.476	94.87
9	8	S	HENRY / SMITH	Windle Suzuki - Magnam Racing	1:29.435	9	11	3.688	0.038	94.83
10	10	S	BAKER / MILLIGAN	Baker Suzuki - Milligan Cumbria Express	1:29.516	12	12	3.769	0.081	94.74
11	25	C	FANWICK / CHAUHAN	Honda - D&D Windle	1:29.520	10	11	3.773	0.004	94.74
12	13	S	DIX / PARKER	Baker Honda - DWS Racing	1:29.585	9	12	3.838	0.065	94.67
13	3	S	BRYAN / SAYERS	Baker Honda - Bryan Racing	1:29.831	11	13	4.084	0.246	94.41
14	17	S	BAKER / KILLINGSWORTH	Shelbourne Honda - D&J Bike Spares (Lincoln)	1:30.860	12	13	5.113	1.029	93.34
15	86	C	SANDERSON / SANDERSON	DDR 600 Suzuki - Sanderson Racing	1:31.103	11	12	5.356	0.243	93.09
16	14	S	COOMBES / WYNN	Ireson Honda - SCR	1:31.325	8	8	5.578	0.222	92.87
17	26	C	ATKINSON / DAWSON	BLR Yamaha - Clifton Motorsport	1:31.348	5	7	5.601	0.023	92.84
18	28	C	PEARCE / PEARCE	LCR Suzuki - Pearce Racing	1:33.101	8	10	7.354	1.753	91.10
19	60	C	ROGERS / JONES	LCR Honda - Trentside Racing	1:33.737	5	7	7.990	0.636	90.48

QUALIFYING LAPTIME (110% of 1:25.747) = 1:34.321

DNQ	34	C	SAUNDERS / STONE	Suzuki - KCP Env / Lumley Eng	1:34.379	8	10	8.632	0.642	89.86
DNQ	30	C	MAYERS / COOKE	Shelbourne Suzuki - M.C.R.	1:35.082	10	10	9.335	0.703	89.20
DNQ	9	C	EASTELL / SMITHIES	Baker Yamaha - Lee-fm.co.uk	1:35.783	10	10	10.036	0.701	88.54
DNQ	32	C	LUMLEY / DEELEY	Lumley Kawasaki - KCP Environmental Lumle	1:36.211	8	9	10.464	0.428	88.15
DNQ	27	C	BANKS / LEWIS	LCR Suzuki - Banks Racing	1:37.590	6	7	11.843	1.379	86.91
DNQ	11	C	ALTON / HIGHTON	Baker Yamaha - QTC Racing	1:40.281	5	6	14.534	2.691	84.57
DNQ	57	S	WALLIS / WAREHAM	LCR Honda - Team Petpals		0	2			

Weather / Track : Sunny / Dry

These results are provisional until the conclusion of any judicial and technical matters.

Thruxton

Circuit Length = 2.3560 miles

Start: 13:19 End: 13:41

Race Director :	Stewards :	Timekeeper :
-----------------	------------	--------------

MCRCB BULLETIN TK047

2010 Yokohama/ACU British F2 Sidecar Championship / Swan Combi Challenge

FREE PRACTICE - SECTOR ANALYSIS

1	HOLDEN / WINKLE				S	Holden Racing					
1-	Out	120.7	35.984	100.0	1:35.551	7-	52.929	121.4	In	1:31.473 P	
2-	54.154	120.7	35.492	101.5	1:29.646	8-	Out	115.1	33.731	100.8	3:00.464
3-	53.685	120.7	34.448	101.5	1:28.133	9-	53.797	121.6	33.747	101.5	1:27.544
4-	54.178	121.8	34.306	101.5	1:28.484	10-	52.448	120.3	33.299	100.2	1:25.747
5-	52.745	120.7	34.056	101.4	1:26.801	11-	52.341	120.7	33.419	101.4	1:25.760
6-	52.481	120.9	34.275	101.1	1:26.756	12-	57.728	108.2	In		1:36.827 P
2	NEARY / KNAPTON				S	Dave Hudspeth Carpets/Honda UK					
1-	Out	115.7	38.779	98.5	1:42.523	8-	53.940	119.4	35.918	99.0	1:29.858
2-	57.989	119.0	36.405	99.6	1:34.394	9-	54.737	121.8	33.391	101.8	1:28.128
3-	55.162	119.8	35.743	100.0	1:30.905	10-	53.183	121.8	33.786	101.4	1:26.969
4-	57.469	110.4	35.605	100.5	1:33.074	11-	52.318	122.0	33.893	99.6	1:26.211
5-	53.607	121.1	34.577	100.9	1:28.184	12-	52.336	122.0	34.127	102.3	1:26.463
6-	54.009	120.9	35.065	100.5	1:29.074	13-	52.436	122.5	33.677	100.9	1:26.113
7-	54.983	120.5	34.189	101.1	1:29.172	14-	52.895	118.8	34.742	102.0	1:27.637
3	BRYAN / SAYERS				S	Bryan Racing					
1-	Out	106.4	38.901	97.4	1:44.087	8-	55.978	112.0	36.048	97.5	1:32.026
2-	59.147	105.7	37.808	97.5	1:36.955	9-	55.802	113.7	35.800	97.8	1:31.602
3-	59.171	108.9	36.345	98.1	1:35.516	10-	55.564	106.0	35.435	98.1	1:30.999
4-	57.172	109.7	37.400	95.5	1:34.572	11-	54.679	115.5	35.152	97.5	1:29.831
5-	57.167	106.7	37.256	98.3	1:34.423	12-	55.842	114.3	35.332	98.0	1:31.174
6-	56.329	110.6	36.885	98.8	1:33.214	13-	54.995	115.1	37.118	97.5	1:32.113
7-	56.754	102.3	36.364	98.5	1:33.118						
4	HANKS / WELLS				S	Hanks Racing					
1-	Out	102.8	39.940	96.1	1:45.445	6-	54.230	116.3	35.313	98.4	1:29.543
2-	57.384	110.6	36.986	96.4	1:34.370	7-	53.539	116.9	35.006	98.5	1:28.545
3-	56.629	115.3	35.827	98.3	1:32.456	8-	54.750	116.7	35.611	98.0	1:30.361
4-	54.233	115.5	35.297	98.5	1:29.530	9-	54.057	117.1	In		1:31.575 P
5-	54.578	116.5	35.128	98.3	1:29.706						
8	HENRY / SMITH				S	Magnam Racing					
1-	Out	102.0	38.771	95.9	1:41.522	7-	55.306	118.1	In		1:31.305 P
2-	58.407	112.4	36.443	98.1	1:34.850	8-	Out	116.7	35.935	98.8	5:06.708
3-	55.918	114.9	35.749	97.8	1:31.667	9-	54.420	117.9	35.015	98.8	1:29.435
4-	56.095	116.1	35.724	98.8	1:31.819	10-	56.666	117.1	35.368	99.0	1:32.034
5-	54.901	116.5	35.486	98.8	1:30.387	11-	1:31.225	54.4	In		2:12.205 P
6-	54.459	116.3	36.420	98.5	1:30.879						
9	EASTELL / SMITHIES				C	Lee-fm.co.uk					
1-	Out	99.6	41.958	94.5	1:51.345	6-	57.899	111.3	38.019	96.6	1:35.918
2-	58.651	115.5	40.754	92.9	1:39.405	7-	1:00.961	95.5	In		1:44.213 P
3-	1:00.468	116.7	39.058	96.0	1:39.526	8-	Out	110.4	39.863	94.6	5:11.055
4-	1:00.605	108.4	39.506	92.7	1:40.111	9-	58.307	116.1	37.881	96.8	1:36.188
5-	59.021	116.5	38.570	95.2	1:37.591	10-	56.631	116.5	39.152	96.4	1:35.783
10	BAKER / MILLIGAN				S	Milligan Cumbria Express					
1-	Out	103.6	40.693	96.3	1:46.127	7-	55.348	118.8	35.824	100.5	1:31.172
2-	58.904	115.9	38.006	98.4	1:36.910	8-	55.476	119.4	36.214	99.7	1:31.690
3-	57.209	117.1	36.236	96.4	1:33.445	9-	54.617	120.5	35.895	98.5	1:30.512
4-	55.857	116.9	36.163	98.8	1:32.020	10-	54.377	119.0	In		1:39.247 P
5-	55.571	117.9	35.671	98.8	1:31.242	11-	Out	118.6	36.392	99.6	3:01.275
6-	57.675	116.7	36.035	99.1	1:33.710	12-	54.327	118.4	35.189	100.3	1:29.516
11	ALTON / HIGHTON				C	QTC Racing					
1-	Out	99.4	42.670	84.9	1:51.577	4-	1:04.002	88.8	42.548	85.9	1:46.550
2-	1:03.281	101.8	39.769	95.7	1:43.050	5-	1:00.777	102.8	39.504	85.7	1:40.281
3-	1:47.321	104.2	41.055	94.9	2:28.376	6-	1:01.285	96.4	In		1:49.746 P

Weather / Track : Sunny / Dry

Thrupton
Circuit Length = 2.3560 miles
Start: 13:19 End: 13:41

MCRCB BULLETIN TK047

2010 Yokohama/ACU British F2 Sidecar Championship / Swan Combi Challenge

FREE PRACTICE - SECTOR ANALYSIS

12	ELMER / MARSHALL										S	T&D Racing	
1-	Out	105.7	40.407	96.3	1:46.736	8-	57.347	102.0	36.993	100.5	1:34.340		
2-	57.089	113.4	37.370	96.8	1:34.459	9-	55.529	115.5	35.234	99.7	1:30.763		
3-	57.601	116.3	37.237	99.6	1:34.838	10-	54.544	117.9	34.955	99.6	1:29.499		
4-	55.157	113.9	35.762	98.5	1:30.919	11-	53.943	116.1	34.312	100.3	1:28.255		
5-	55.604	118.6	35.184	96.3	1:30.788	12-	53.958	113.4	35.347	99.4	1:29.305		
6-	58.147	112.0	35.561	99.7	1:33.708	13-	53.762	116.9	35.867	99.3	1:29.629		
7-	55.939	119.0	35.255	99.9	1:31.194								
13	DIX / PARKER										S	DWS Racing	
1-	Out	108.9	39.292	93.6	1:45.045	7-	55.100	118.1	35.941	96.0	1:31.041		
2-	57.678	115.7	37.099	95.1	1:34.777	8-	54.880	117.1	35.350	95.7	1:30.230		
3-	55.710	119.2	35.813	97.5	1:31.523	9-	54.507	116.7	35.078	96.1	1:29.585		
4-	56.286	117.3	36.481	94.4	1:32.767	10-	53.988	114.9	In		1:28.972 P		
5-	55.391	116.7	35.799	97.1	1:31.190	11-	Out	115.7	35.336	95.1	2:21.586 P		
6-	54.588	118.8	35.543	96.6	1:30.131	12-	54.932	116.1	In		1:34.295 P		
14	COOMBES / WYNN										S	SCR	
1-	Out	108.1	41.799	90.6	1:48.077	5-	57.973	106.0	37.383	99.4	1:35.356		
2-	58.610	110.6	39.155	97.1	1:37.765	6-	57.095	116.1	37.636	84.5	1:34.731		
3-	59.552	119.2	37.561	96.1	1:37.113	7-	55.861	120.3	36.072	93.3	1:31.933		
4-	7:49.945	103.1	40.119	92.3	8:30.064	8-	55.597	118.6	35.728	100.5	1:31.325		
17	BAKER / KILLINGSWORTH										S	D&J Bike Spares (Lincoln)	
1-	Out	99.7	40.044	96.4	1:46.379	8-	56.237	111.3	37.231	95.5	1:33.468		
2-	56.815	110.9	37.491	96.8	1:34.306	9-	55.341	114.9	37.010	96.6	1:32.351		
3-	56.746	110.6	37.238	96.1	1:33.984	10-	55.089	113.0	36.244	97.0	1:31.333		
4-	56.966	115.1	36.648	93.1	1:33.614	11-	55.489	112.6	35.769	95.2	1:31.258		
5-	56.801	113.4	37.845	94.9	1:34.646	12-	54.827	115.5	36.033	94.5	1:30.860		
6-	55.932	113.0	36.619	96.8	1:32.551	13-	54.835	115.7	39.116	96.4	1:33.951		
7-	56.127	104.0	36.828	97.0	1:32.955								
22	KIMBERLEY / BELL										S	D K Racing	
1-	Out	104.0	40.023	98.4	1:44.029	7-	54.963	119.0	In		1:31.077 P		
2-	57.179	113.9	37.026	100.5	1:34.205	8-					2:07.276		
3-	56.002	116.9	36.009	99.7	1:32.011	9-	1:11.526	115.3	35.176	99.7	1:46.702		
4-	56.126	117.7	35.545	98.5	1:31.671	10-	54.654	117.5	35.223	101.2	1:29.877		
5-	57.080	112.4	35.878	99.4	1:32.958	11-	53.376	120.5	34.801	99.0	1:28.177		
6-	55.509	117.9	35.953	99.1	1:31.462	12-	54.875	119.0	In		1:32.094 P		
25	FANWICK / CHAUHAN										C	D&D Windle	
1-	Out	113.0	39.367	96.3	1:43.824	7-	55.074	117.9	36.164	97.5	1:31.238		
2-	57.381	118.4	36.992	99.4	1:34.373	8-	56.709	120.1	36.011	99.6	1:32.720		
3-	55.849	119.4	35.979	99.9	1:31.828	9-	55.249	119.0	35.506	100.6	1:30.755		
4-	56.002	118.1	35.952	97.8	1:31.954	10-	54.211	119.8	35.309	100.0	1:29.520		
5-	55.047	119.8	35.062	99.1	1:30.109	11-	56.117	119.4	36.113	98.0	1:32.230		
6-	55.197	120.3	35.211	99.0	1:30.408								
26	ATKINSON / DAWSON										C	Clifton Motorsport	
1-	Out	103.1	39.889	96.4	1:45.695	5-	55.435	113.7	35.913	96.0	1:31.348		
2-	58.303	116.5	40.483	93.1	1:38.786	6-	55.439	106.2	In		1:32.859 P		
3-	57.263	114.5	37.825	96.4	1:35.088	7-	Out	113.6	In		4:20.619 P		
4-	56.714	113.6	36.882	96.3	1:33.596								
27	BANKS / LEWIS										C	Banks Racing	
1-	Out	92.9	41.693	92.3	1:50.558	5-	59.783	118.6	39.107	98.8	1:38.890		
2-	1:04.021	96.1	40.217	98.4	1:44.238	6-	59.323	117.5	38.267	98.7	1:37.590		
3-	1:01.958	113.2	39.876	98.5	1:41.834	7-	58.398	119.6	In		1:39.683 P		
4-	59.894	115.9	39.492	95.9	1:39.386								
28	PEARCE / PEARCE										C	Pearce Racing	
1-	Out	96.4	42.722	92.9	1:50.535	6-	59.182	112.0	38.127	94.5	1:37.309		

Weather / Track : Sunny / Dry

Thrupton
Circuit Length = 2.3560 miles
Start: 13:19 End: 13:41

MCRCB BULLETIN TK047

2010 Yokohama/ACU British F2 Sidecar Championship / Swan Combi Challenge

FREE PRACTICE - SECTOR ANALYSIS

2-	59.283	113.7	40.165	94.5	1:39.448	7-	56.427	113.7	36.725	98.8	1:33.152
3-	59.882	114.5	39.284	94.1	1:39.166	8-	55.595	117.5	37.506	94.8	1:33.101
4-	59.437	110.0	In		1:37.272 ^P	9-	56.194	116.7	37.151	93.9	1:33.345
5-	Out	110.7	39.044	93.9	3:16.543	10-	57.998	114.3	37.729	95.1	1:35.727
29	KERSHAW / WILSON					C	Kershaw Racing				
1-	Out	95.5	40.366	95.2	1:49.399	8-	55.595	117.7	35.503	97.8	1:31.098
2-	59.325	112.0	37.765	95.6	1:37.090	9-	54.458	118.1	34.895	97.4	1:29.353
3-	56.689	113.6	36.692	97.4	1:33.381	10-	54.288	116.3	35.567	98.3	1:29.855
4-	55.787	114.9	35.851	97.3	1:31.638	11-	54.168	117.3	35.046	96.0	1:29.214
5-	55.566	117.3	35.431	97.0	1:30.997	12-	53.462	117.3	36.803	95.6	1:30.265
6-	55.490	116.5	35.735	98.4	1:31.225	13-	53.489	117.1	35.308	98.0	1:28.797
7-	55.544	116.9	35.674	95.9	1:31.218						
30	MAYERS / COOKE					C	M.C.R.				
1-	Out	110.0	42.357	76.3	1:47.465	6-	59.697	114.1	41.052	82.4	1:40.749
2-	57.630	113.6	39.379	86.1	1:37.009	7-	59.443	113.9	38.901	95.2	1:38.344
3-	58.615	110.6	In		1:37.996 ^P	8-	1:00.125	111.8	In		1:38.046 P
4-	Out	108.8	38.413	92.2	3:14.460	9-	Out	113.7	37.719	94.5	4:28.800
5-	59.285	110.7	39.712	96.6	1:38.997	10-	57.298	106.0	37.784	96.1	1:35.082
32	LUMLEY / DEELEY					C	KCP Environmental Lumley Eng				
1-	Out	113.0	41.481	90.8	1:47.934	6-	Out	111.7	38.525	92.1	3:25.220
2-	59.475	115.7	38.262	94.2	1:37.737	7-	59.729	113.7	37.822	93.1	1:37.551
3-	59.244	111.7	39.364	86.1	1:38.608	8-	57.386	117.1	38.825	79.6	1:36.211
4-	1:00.515	113.9	38.748	94.6	1:39.263	9-	1:05.499	99.6	In		1:47.580 P
5-	1:00.924	114.7	In		1:38.876 ^P						
34	SAUNDERS / STONE					C	KCP Env / Lumley Eng				
1-	Out	94.5	41.979	91.8	1:54.743	6-	58.566	108.4	36.996	96.6	1:35.562
2-	1:01.087	97.0	38.901	96.0	1:39.988	7-	57.704	107.7	37.429	95.5	1:35.133
3-	1:00.296	107.5	37.867	96.8	1:38.163	8-	57.247	109.3	37.132	96.6	1:34.379
4-	58.718	107.5	37.212	95.6	1:35.930	9-	57.353	103.1	37.653	96.8	1:35.006
5-	58.874	100.5	37.755	96.7	1:36.629	10-	58.676	110.9	In		1:37.265 P
42	BENNETT / PERRY					C	MCR Moo F2				
1-					1:34.799	6-					1:31.423
2-					1:32.586	7-					1:30.295
3-					3:03.962	8-					1:30.017
4-					1:33.779	9-					1:28.921
5-					1:30.969	10-					1:31.578
45	ATKINSON / KNAPTON					C	A W Racing				
1-	Out	105.0	40.554	97.3	1:48.735	8-	54.730	119.6	36.139	99.3	1:30.869
2-	58.392	116.9	41.518	94.8	1:39.910	9-	55.004	119.6	35.202	100.2	1:30.206
3-	57.774	120.9	36.606	99.3	1:34.380	10-	55.065	112.2	35.813	100.2	1:30.878
4-	56.792	112.2	36.421	99.1	1:33.213	11-	54.942	116.5	35.961	98.8	1:30.903
5-	56.925	108.6	38.254	95.7	1:35.179	12-	55.889	116.1	35.653	99.6	1:31.542
6-	56.788	120.9	36.731	99.7	1:33.519	13-	54.209	116.9	35.188	98.7	1:29.397
7-	56.144	121.6	35.952	100.2	1:32.096						
57	WALLIS / WAREHAM					S	Team Petpals				
1-	Out	103.9	40.236	86.8	1:46.203	2-	59.971	103.1	In		1:46.682 P
60	ROGERS / JONES					C	Trentside Racing				
1-	Out	105.5	40.507	93.7	1:48.784	5-	56.596	116.5	37.141	96.3	1:33.737
2-	58.258	115.7	41.177	95.2	1:39.435	6-	56.942	114.7	38.251	96.4	1:35.193
3-	58.096	116.3	38.080	96.0	1:36.176	7-	56.500	116.1	In		1:35.758 P
4-	57.745	116.9	37.215	97.3	1:34.960						
86	SANDERSON / SANDERSON					C	Sanderson Racing				
1-	Out	98.0	39.746	96.3	1:45.906	7-	55.525	116.5	37.448	96.7	1:32.973
2-	58.553	116.9	37.181	97.3	1:35.734	8-	56.796	119.0	38.238	93.6	1:35.034

Weather / Track : Sunny / Dry

Thrupton
Circuit Length = 2.3560 miles
Start: 13:19 End: 13:41

MCRCB BULLETIN TK047

2010 Yokohama/ACU British F2 Sidecar Championship / Swan Combi Challenge

FREE PRACTICE - SECTOR ANALYSIS

3 -	57.981	116.5	36.988	98.1	1:34.969	9 -	56.138	117.9	35.400	100.3	1:31.538
4 -	57.034	118.1	37.302	97.1	1:34.336	10 -	55.367	118.8	35.958	99.6	1:31.325
5 -	56.758	115.7	38.303	88.2	1:35.061	11 -	55.279	117.5	35.824	99.1	1:31.103
6 -	56.800	116.7	36.828	98.7	1:33.628	12 -	57.126	116.5	In		1:35.970 P

Weather / Track : Sunny / Dry

Thruxton
Circuit Length = 2.3560 miles
Start: 13:19 End: 13:41

MCRCB BULLETIN TK048

2010 Yokohama/ACU British F2 Sidecar Championship / Swan Combi Challenge

FREE PRACTICE - SPEED TRAPS

SECTOR 1				SECTOR 2			FINISH LINE			
POS	NO	NAME	MPH	NO	NAME	MPH	NO	NAME	MPH	
1	2	NEARY / KNAPTON	122.5				2	NEARY / KNAPTON	102.3	
2	1	HOLDEN / WINKLE	121.8				1	HOLDEN / WINKLE	101.5	
3	45	ATKINSON / KNAPTON	121.6				22	KIMBERLEY / BELL	101.2	
4	10	BAKER / MILLIGAN	120.5				25	FANWICK / CHAUHAN	100.6	
5	22	KIMBERLEY / BELL	120.5				10	BAKER / MILLIGAN	100.5	
6	14	COOMBES / WYNN	120.3				12	ELMER / MARSHALL	100.5	
7	25	FANWICK / CHAUHAN	120.3				14	COOMBES / WYNN	100.5	
8	27	BANKS / LEWIS	119.6				86	SANDERSON / SANDERSON	100.3	
9	13	DIX / PARKER	119.2				45	ATKINSON / KNAPTON	100.2	
10	12	ELMER / MARSHALL	119.0				8	HENRY / SMITH	99.0	
11	86	SANDERSON / SANDERSON	119.0				3	BRYAN / SAYERS	98.8	
12	8	HENRY / SMITH	118.1				27	BANKS / LEWIS	98.8	
13	29	KERSHAW / WILSON	118.1				28	PEARCE / PEARCE	98.8	
14	28	PEARCE / PEARCE	117.5				4	HANKS / WELLS	98.5	
15	4	HANKS / WELLS	117.1				29	KERSHAW / WILSON	98.4	
16	32	LUMLEY / DEELEY	117.1				13	DIX / PARKER	97.5	
17	60	ROGERS / JONES	116.9				60	ROGERS / JONES	97.3	
18	9	EASTELL / SMITHIES	116.7				17	BAKER / KILLINGSWORTH	97.0	
19	26	ATKINSON / DAWSON	116.5				9	EASTELL / SMITHIES	96.8	
20	17	BAKER / KILLINGSWORTH	115.7				34	SAUNDERS / STONE	96.8	
21	3	BRYAN / SAYERS	115.5				30	MAYERS / COOKE	96.6	
22	30	MAYERS / COOKE	114.1				26	ATKINSON / DAWSON	96.4	
23	34	SAUNDERS / STONE	110.9				11	ALTON / HIGHTON	95.7	
24	11	ALTON / HIGHTON	104.2				32	LUMLEY / DEELEY	94.6	
25	57	WALLIS / WAREHAM	103.9				57	WALLIS / WAREHAM	86.8	

Weather / Track : Sunny / Dry

Thruxton
Circuit Length = 2.3560 miles
Start: 13:19 End: 13:41

MCRCB BULLETIN TK049

2010 Yokohama/ACU British F2 Sidecar Championship / Swan Combi Challenge

FREE PRACTICE - BEST SECTOR TIMES

SECTOR 1			SECTOR 2			IDEAL / BEST COMPARISON						
POS	NO	NAME	TIME	NO	NAME	TIME	POS	NO	NAME	IDEAL	BEST	DIFF
1	2	NEARY / KNAPTON	52.318	1	HOLDEN / WINKLE	33.299	7	1	HOLDEN / WINKLE	1:25.640	1:25.747	0.107
2	1	HOLDEN / WINKLE	52.341	2	NEARY / KNAPTON	33.391	2	2	NEARY / KNAPTON	1:25.709	1:26.113	0.404
3	22	KIMBERLEY / BELL	53.376	12	ELMER / MARSHALL	34.312	3	12	ELMER / MARSHALL	1:28.074	1:28.255	0.181
4	29	KERSHAW / WILSON	53.462	22	KIMBERLEY / BELL	34.801	4	22	KIMBERLEY / BELL	1:28.177	1:28.177	0.000
5	4	HANKS / WELLS	53.539	29	KERSHAW / WILSON	34.895	5	29	KERSHAW / WILSON	1:28.357	1:28.797	0.440
6	12	ELMER / MARSHALL	53.762	4	HANKS / WELLS	35.006	6	4	HANKS / WELLS	1:28.545	1:28.545	0.000
7	13	DIX / PARKER	53.988	8	HENRY / SMITH	35.015	7	13	DIX / PARKER	1:29.066	1:29.585	0.519
8	45	ATKINSON / KNAPTON	54.209	25	FANWICK / CHAUHAN	35.062	8	25	FANWICK / CHAUHAN	1:29.273	1:29.520	0.247
9	25	FANWICK / CHAUHAN	54.211	13	DIX / PARKER	35.078	9	45	ATKINSON / KNAPTON	1:29.397	1:29.397	0.000
10	10	BAKER / MILLIGAN	54.327	3	BRYAN / SAYERS	35.152	10	8	HENRY / SMITH	1:29.435	1:29.435	0.000
11	8	HENRY / SMITH	54.420	45	ATKINSON / KNAPTON	35.188	11	10	BAKER / MILLIGAN	1:29.516	1:29.516	0.000
12	3	BRYAN / SAYERS	54.679	10	BAKER / MILLIGAN	35.189	12	3	BRYAN / SAYERS	1:29.831	1:29.831	0.000
13	17	BAKER / KILLINGSWORTH	54.827	86	SANDERSON / SANDERSON	35.400	13	17	BAKER / KILLINGSWORTH	1:30.596	1:30.860	0.264
14	86	SANDERSON / SANDERSON	55.279	14	COOMBES / WYNN	35.728	14	86	SANDERSON / SANDERSON	1:30.679	1:31.103	0.424
15	28	PEARCE / PEARCE	55.382	17	BAKER / KILLINGSWORTH	35.769	15	14	COOMBES / WYNN	1:31.325	1:31.325	0.000
16	26	ATKINSON / DAWSON	55.435	26	ATKINSON / DAWSON	35.913	16	26	ATKINSON / DAWSON	1:31.348	1:31.348	0.000
17	14	COOMBES / WYNN	55.597	28	PEARCE / PEARCE	36.725	17	28	PEARCE / PEARCE	1:32.107	1:33.101	0.994
18	60	ROGERS / JONES	56.500	34	SAUNDERS / STONE	36.996	18	60	ROGERS / JONES	1:33.641	1:33.737	0.096
19	9	EASTELL / SMITHIES	56.631	60	ROGERS / JONES	37.141	19	34	SAUNDERS / STONE	1:34.243	1:34.379	0.136
20	34	SAUNDERS / STONE	57.247	30	MAYERS / COOKE	37.719	20	9	EASTELL / SMITHIES	1:34.512	1:35.783	1.271
21	30	MAYERS / COOKE	57.298	32	LUMLEY / DEELEY	37.822	21	30	MAYERS / COOKE	1:35.017	1:35.082	0.065
22	32	LUMLEY / DEELEY	57.386	9	EASTELL / SMITHIES	37.881	22	32	LUMLEY / DEELEY	1:35.208	1:36.211	1.003
23	27	BANKS / LEWIS	58.398	27	BANKS / LEWIS	38.267	23	27	BANKS / LEWIS	1:36.665	1:37.590	0.925
24	57	WALLIS / WAREHAM	59.971	11	ALTON / HIGHTON	39.504	24	57	WALLIS / WAREHAM	1:40.207		
25	11	ALTON / HIGHTON	1:00.777	57	WALLIS / WAREHAM	40.236	25	11	ALTON / HIGHTON	1:40.281	1:40.281	0.000
26	42	BENNETT / PERRY		42	BENNETT / PERRY		26	42	BENNETT / PERRY	1:28.921	1:28.921	0.000
Perfect lap										1:25.617		

Weather / Track : Sunny / Dry

Thruxton
Circuit Length = 2.3560 miles
Start: 13:19 End: 13:41

MCRCB BULLETIN TK092

2010 Yokohama/ACU British F2 Sidecar Championship / Swan Combi Challenge

QUALIFYING - CLASSIFICATION

POS	NO	CL	NAME	ENTRY	TIME	ON	LAPS	GAP	DIFF	MPH
1	2	S	NEARY / KNAPTON	LCR Honda - Dave Hudspeth Carpets/Honda	1:23.923	6	7			101.06
2	1	S	HOLDEN / WINKLE	LCR Suzuki - Holden Racing	1:24.978	4	7	1.055	1.055	99.80
3	4	S	HANKS / WELLS	Molyneux Rose Suzuki - Hanks Racing	1:26.872	3	7	2.949	1.894	97.63
4	29	C	KERSHAW / WILSON	LCR Suzuki - Kershaw Racing	1:27.177	7	7	3.254	0.305	97.29
5	3	S	BRYAN / SAYERS	Baker Honda - Bryan Racing	1:27.350	7	7	3.427	0.173	97.09
6	22	S	KIMBERLEY / BELL	Ireson Honda - D K Racing	1:27.536	5	7	3.613	0.186	96.89
7	42	C	BENNETT / PERRY	Shelbourne Honda - MCR Moo F2	1:27.814	6	7	3.891	0.278	96.58
8	12	S	ELMER / MARSHALL	Ireson Yamaha - T&D Racing	1:27.881	7	7	3.958	0.067	96.51
9	45	C	ATKINSON / KNAPTON	LCR Suzuki - A W Racing	1:28.232	5	7	4.309	0.351	96.12
10	13	S	DIX / PARKER	Baker Honda - DWS Racing	1:28.985	4	7	5.062	0.753	95.31
11	26	C	ATKINSON / DAWSON	BLR Yamaha - Clifton Motorsport	1:29.017	5	7	5.094	0.032	95.28
12	10	S	BAKER / MILLIGAN	Baker Suzuki - Milligan Cumbria Express	1:29.565	4	7	5.642	0.548	94.69
13	9	C	EASTELL / SMITHIES	Baker Yamaha - Lee-fm.co.uk	1:29.568	6	7	5.645	0.003	94.69
14	28	C	PEARCE / PEARCE	LCR Suzuki - Pearce Racing	1:29.603	4	7	5.680	0.035	94.65
15	86	C	SANDERSON / SANDERSON	DDR 600 Suzuki - Sanderson Racing	1:29.847	6	6	5.924	0.244	94.40
16	17	S	BAKER / KILLINGSWORTH	Shelbourne Honda - D&J Bike Spares (Lincoln)	1:30.086	4	7	6.163	0.239	94.14
17	14	S	COOMBES / WYNN	Ireson Honda - SCR	1:30.442	3	7	6.519	0.356	93.77
18	25	C	FANWICK / CHAUHAN	Honda - D&D Windle	1:30.741	3	4	6.818	0.299	93.47
19	11	C	ALTON / HIGHTON	Baker Yamaha - QTC Racing	1:30.842	5	7	6.919	0.101	93.36
20	57	S	WALLIS / WAREHAM	LCR Honda - Team Petpals	1:31.424	4	6	7.501	0.582	92.77

QUALIFYING LAPTIME (110% of 1:23.923) = 1:32.315

DNQ	60	C	ROGERS / JONES	LCR Honda - Trentside Racing	1:33.074	4	7	9.151	1.650	91.12
DNQ	30	C	MAYERS / COOKE	Shelbourne Suzuki - M.C.R.	1:33.327	6	6	9.404	0.253	90.88
DNQ	32	C	LUMLEY / DEELEY	Lumley Kawasaki - KCP Environmental Lumle	1:36.375	2	5	12.452	3.048	88.00
DNQ	34	C	SAUNDERS / STONE	Suzuki - KCP Env / Lumley Eng		0	0			

Weather / Track : Sunny / Dry

These results are provisional until the conclusion of any judicial and technical matters.

Thruxton

Circuit Length = 2.3560 miles

Start: 18:13 End: 18:25

Race Director :	Stewards :	Timekeeper :
-----------------	------------	--------------

MCRCB BULLETIN TK093

2010 Yokohama/ACU British F2 Sidecar Championship / Swan Combi Challenge

QUALIFYING - SECTOR ANALYSIS

1	HOLDEN / WINKLE				S	Holden Racing					
1-	Out	117.9	36.045	100.2	1:35.345	5-	51.689	121.1	In	1:24.982 P	
2-	52.001	123.1	33.500	101.2	1:25.501	6-	Out	121.8	33.530	100.5	2:38.806
3-	52.231	121.8	33.380	100.3	1:25.611	7-	51.428	121.4	33.890	100.9	1:25.318
4-	51.545	121.4	33.433	101.1	1:24.978						
2	NEARY / KNAPTON				S	Dave Hudspeth Carpets/Honda UK					
1-	Out	115.3	36.285	100.0	1:36.770	5-	51.687	120.5	32.477	100.5	1:24.164
2-	53.942	122.0	34.057	100.5	1:27.999	6-	51.164	120.5	32.759	100.8	1:23.923
3-	52.346	121.1	34.172	101.2	1:26.518	7-	51.889	120.1	33.268	100.6	1:25.157
4-	52.004	121.6	32.991	102.1	1:24.995						
3	BRYAN / SAYERS				S	Bryan Racing					
1-	Out	113.0	37.793	97.5	1:38.903	5-	54.114	115.7	34.763	98.1	1:28.877
2-	55.826	116.3	35.532	97.1	1:31.358	6-	53.510	117.5	34.076	98.4	1:27.586
3-	55.385	116.9	36.038	97.7	1:31.423	7-	52.769	117.7	34.581	98.8	1:27.350
4-	54.670	117.7	34.967	98.3	1:29.637						
4	HANKS / WELLS				S	Hanks Racing					
1-	Out	111.7	37.615	94.1	1:38.899	5-	53.160	119.4	34.323	97.8	1:27.483
2-	54.895	119.0	35.572	96.7	1:30.467	6-	53.610	118.8	34.393	97.7	1:28.003
3-	52.631	120.1	34.241	98.8	1:26.872	7-	53.527	117.9	35.051	97.4	1:28.578
4-	53.683	118.4	34.451	97.7	1:28.134						
9	EASTELL / SMITHIES				C	Lee-fm.co.uk					
1-	Out	114.7	38.089	96.4	1:38.009	5-	56.213	116.7	36.493	93.1	1:32.706
2-	54.913	117.9	36.354	96.1	1:31.267	6-	54.031	118.4	35.537	95.6	1:29.568
3-	55.606	117.7	36.618	96.3	1:32.224	7-	55.818	117.3	36.015	96.6	1:31.833
4-	55.095	119.6	36.196	97.4	1:31.291						
10	BAKER / MILLIGAN				S	Milligan Cumbria Express					
1-	Out	114.1	37.547	97.4	1:40.532	5-	54.578	118.4	35.261	98.5	1:29.839
2-	55.618	116.1	36.278	98.0	1:31.896	6-	55.077	119.4	35.109	98.5	1:30.186
3-	54.465	117.3	35.382	98.7	1:29.847	7-	54.647	118.6	In		1:29.660 P
4-	54.241	118.1	35.324	98.8	1:29.565						
11	ALTON / HIGHTON				C	QTC Racing					
1-	Out	115.7	38.946	95.9	1:40.416	5-	55.131	116.9	35.711	99.1	1:30.842
2-	57.755	119.2	36.912	93.6	1:34.667	6-	55.256	119.0	36.035	99.1	1:31.291
3-	56.743	117.3	35.958	99.0	1:32.701	7-	56.365	116.5	37.293	99.0	1:33.658
4-	55.330	116.7	36.484	99.4	1:31.814						
12	ELMER / MARSHALL				S	T&D Racing					
1-	Out	114.7	37.089	96.6	1:36.310	5-	53.462	118.4	35.796	88.8	1:29.258
2-	55.508	117.3	35.021	99.9	1:30.529	6-	54.591	115.3	35.661	99.3	1:30.252
3-	53.657	117.5	35.967	92.3	1:29.624	7-	53.177	116.9	34.704	99.0	1:27.881
4-	53.779	117.1	35.669	99.0	1:29.448						
13	DIX / PARKER				S	DWS Racing					
1-	Out	112.0	38.524	92.4	1:39.307	5-	53.685	118.8	35.539	96.7	1:29.224
2-	56.341	115.3	36.136	97.1	1:32.477	6-	54.547	117.9	35.233	98.7	1:29.780
3-	54.541	116.9	35.084	97.0	1:29.625	7-	55.457	114.7	36.062	98.4	1:31.519
4-	53.908	116.5	35.077	97.3	1:28.985						
14	COOMBES / WYNN				S	SCR					
1-	Out	116.3	38.192	98.5	1:38.878	5-	54.988	112.4	35.864	98.3	1:30.852
2-	55.874	118.4	36.181	97.5	1:32.055	6-	54.752	114.7	35.887	98.1	1:30.639
3-	54.632	119.2	35.810	98.4	1:30.442	7-	1:00.191	96.7	In		1:39.804 P
4-	55.702	118.4	36.217	98.5	1:31.919						

Weather / Track : Sunny / Dry

Thrupton
Circuit Length = 2.3560 miles
Start: 18:13 End: 18:25

MCRCB BULLETIN TK093

**2010 Yokohama/ACU British F2 Sidecar Championship / Swan Combi Challenge
QUALIFYING - SECTOR ANALYSIS**

17	BAKER / KILLINGSWORTH		S		D&J Bike Spares (Lincoln)						
1-	Out	107.4	38.056	95.7	1:39.814	5-	55.413	111.5	35.968	96.4	1:31.381
2-	56.257	114.1	36.986	95.3	1:33.243	6-	55.681	116.3	35.370	97.0	1:31.051
3-	1:00.578	103.9	37.301	95.3	1:37.879	7-	54.246	114.1	36.294	97.3	1:30.540
4-	54.495	112.4	35.591	96.3	1:30.086						
22	KIMBERLEY / BELL		S		D K Racing						
1-	Out	121.1	36.430	97.5	1:33.835	5-	53.024	122.2	34.512	98.5	1:27.536
2-	54.287	122.7	34.273	99.4	1:28.560	6-	53.549	122.7	34.331	98.4	1:27.880
3-	53.027	123.1	35.425	99.3	1:28.452	7-	53.638	120.9	35.115	98.8	1:28.753
4-	54.000	121.6	34.426	98.4	1:28.426						
25	FANWICK / CHAUHAN		C		D&D Windle						
1-	Out	108.4	38.342	97.4	5:17.049	3-	54.526	116.7	36.215	98.0	1:30.741
2-	1:00.627	114.9	37.907	96.7	1:38.534	4-	54.837	115.1	35.994	94.6	1:30.831
26	ATKINSON / DAWSON		C		Clifton Motorsport						
1-	Out	111.8	38.513	93.9	1:38.194	5-	53.736	115.3	35.281	96.0	1:29.017
2-	56.562	115.5	36.382	94.6	1:32.944	6-	54.342	114.3	35.074	95.7	1:29.416
3-	54.574	113.4	35.942	94.8	1:30.516	7-	54.176	116.9	36.844	96.0	1:31.020
4-	53.878	113.7	35.420	95.3	1:29.298						
28	PEARCE / PEARCE		C		Pearce Racing						
1-	Out	114.1	38.625	95.9	1:40.235	5-	54.919	119.0	36.209	96.0	1:31.128
2-	54.552	119.2	35.638	97.8	1:30.190	6-	54.476	117.9	35.497	99.1	1:29.973
3-	54.197	120.1	35.610	97.7	1:29.807	7-	55.341	116.1	35.584	97.3	1:30.925
4-	53.888	120.3	35.715	98.0	1:29.603						
29	KERSHAW / WILSON		C		Kershaw Racing						
1-	Out	110.2	37.645	96.6	1:40.366	5-	52.773	118.4	34.971	97.0	1:27.744
2-	55.718	115.1	35.900	96.4	1:31.618	6-	52.936	119.0	34.943	98.0	1:27.879
3-	53.888	116.7	35.586	97.5	1:29.474	7-	52.760	117.7	34.417	98.3	1:27.177
4-	52.883	118.4	34.958	97.0	1:27.841						
30	MAYERS / COOKE		C		M.C.R.						
1-	Out	108.8	39.257	88.6	1:40.507	4-	56.145	114.5	37.443	94.6	1:33.588
2-	57.899	113.9	37.993	95.9	1:35.892	5-	56.869	112.4	38.007	90.3	1:34.876
3-	56.865	113.7	36.956	96.3	1:33.821	6-	56.398	114.1	36.929	95.2	1:33.327
32	LUMLEY / DEELEY		C		KCP Environmental Lumley Eng						
1-	Out	115.1	38.693	94.2	1:40.217	4-	56.966	117.7	In		1:38.818 P
2-	58.790	113.0	37.585	94.6	1:36.375	5-	Out	110.9	39.561	90.4	3:41.188
3-	58.761	113.2	37.917	93.6	1:36.678						
34	SAUNDERS / STONE		C		KCP Env / Lumley Eng						
42	BENNETT / PERRY		C		MCR Moo F2						
1-	Out	114.1	37.677	95.5	1:37.974	5-	53.386	117.5	34.541	97.4	1:27.927
2-	55.855	117.5	35.583	96.1	1:31.438	6-	52.971	119.4	34.843	95.2	1:27.814
3-	53.645	119.6	35.093	97.3	1:28.738	7-	53.868	115.5	35.052	95.9	1:28.920
4-	54.212	117.7	35.670	97.3	1:29.882						
45	ATKINSON / KNAPTON		C		A W Racing						
1-	Out	109.8	37.735	97.4	1:38.866	5-	53.351	116.1	34.881	97.8	1:28.232
2-	55.922	119.8	36.074	96.1	1:31.996	6-	53.224	116.9	35.151	99.7	1:28.375
3-	54.731	115.1	35.646	99.9	1:30.377	7-	54.506	113.9	37.765	93.2	1:32.271
4-	54.633	118.6	35.524	99.4	1:30.157						
57	WALLIS / WAREHAM		S		Team Petpals						
1-	Out	107.7	37.778	93.9	1:39.674	4-	55.087	116.5	36.337	93.1	1:31.424

Weather / Track : Sunny / Dry

Thrupton
Circuit Length = 2.3560 miles
Start: 18:13 End: 18:25

MCRCB BULLETIN TK093

**2010 Yokohama/ACU British F2 Sidecar Championship / Swan Combi Challenge
QUALIFYING - SECTOR ANALYSIS**

2-	58.304	111.1	36.741	95.6	1:35.045	5-	56.381	108.2	In	1:33.514 P
3-	56.321	114.7	36.145	97.3	1:32.466	6-	Out	112.6	37.516 94.5	2:40.273
60	ROGERS / JONES C Trentside Racing									
1-	Out	113.4	37.711	97.4	1:39.102	5-	57.381	116.9	38.104 96.1	1:35.485
2-	56.994	116.1	37.306	97.1	1:34.300	6-	57.822	115.9	36.927 96.6	1:34.749
3-	55.979	116.9	37.217	97.1	1:33.196	7-	57.096	116.7	36.787 96.8	1:33.883
4-	56.441	117.9	36.633	96.7	1:33.074					
86	SANDERSON / SANDERSON C Sanderson Racing									
1-	Out	113.2	38.144	97.5	1:38.391	4-	54.938	119.0	In	1:32.766 P
2-	54.826	118.1	36.502	96.6	1:31.328	5-	Out	115.5	36.170 98.7	2:34.816
3-	56.425	116.1	36.470	98.0	1:32.895	6-	54.470	116.1	35.377 98.4	1:29.847

Weather / Track : Sunny / Dry

Thruxton
Circuit Length = 2.3560 miles
Start: 18:13 End: 18:25

MCRCB BULLETIN TK094

2010 Yokohama/ACU British F2 Sidecar Championship / Swan Combi Challenge

QUALIFYING - SPEED TRAPS

SECTOR 1				SECTOR 2			FINISH LINE			
POS	NO	NAME	MPH	NO	NAME	MPH	NO	NAME	MPH	
1	1	HOLDEN / WINKLE	123.1				2	NEARY / KNAPTON	102.1	
2	22	KIMBERLEY / BELL	123.1				1	HOLDEN / WINKLE	101.2	
3	2	NEARY / KNAPTON	122.0				12	ELMER / MARSHALL	99.9	
4	28	PEARCE / PEARCE	120.3				45	ATKINSON / KNAPTON	99.9	
5	4	HANKS / WELLS	120.1				11	ALTON / HIGHTON	99.4	
6	3	BRYAN / SAYERS	119.8				22	KIMBERLEY / BELL	99.4	
7	45	ATKINSON / KNAPTON	119.8				28	PEARCE / PEARCE	99.1	
8	9	EASTELL / SMITHIES	119.6				3	BRYAN / SAYERS	98.8	
9	42	BENNETT / PERRY	119.6				4	HANKS / WELLS	98.8	
10	10	BAKER / MILLIGAN	119.4				10	BAKER / MILLIGAN	98.8	
11	11	ALTON / HIGHTON	119.2				13	DIX / PARKER	98.7	
12	14	COOMBES / WYNN	119.2				86	SANDERSON / SANDERSON	98.7	
13	29	KERSHAW / WILSON	119.0				14	COOMBES / WYNN	98.5	
14	86	SANDERSON / SANDERSON	119.0				29	KERSHAW / WILSON	98.3	
15	13	DIX / PARKER	118.8				25	FANWICK / CHAUHAN	98.0	
16	12	ELMER / MARSHALL	118.4				9	EASTELL / SMITHIES	97.4	
17	25	FANWICK / CHAUHAN	118.4				42	BENNETT / PERRY	97.4	
18	60	ROGERS / JONES	117.9				60	ROGERS / JONES	97.4	
19	32	LUMLEY / DEELEY	117.7				17	BAKER / KILLINGSWORTH	97.3	
20	26	ATKINSON / DAWSON	116.9				57	WALLIS / WAREHAM	97.3	
21	57	WALLIS / WAREHAM	116.5				30	MAYERS / COOKE	96.3	
22	17	BAKER / KILLINGSWORTH	116.3				26	ATKINSON / DAWSON	96.0	
23	30	MAYERS / COOKE	114.5				32	LUMLEY / DEELEY	94.6	

Weather / Track : Sunny / Dry

Thrupton
Circuit Length = 2.3560 miles
Start: 18:13 End: 18:25

MCRCB BULLETIN TK095

2010 Yokohama/ACU British F2 Sidecar Championship / Swan Combi Challenge

QUALIFYING - BEST SECTOR TIMES

SECTOR 1			SECTOR 2			IDEAL / BEST COMPARISON						
POS	NO	NAME	TIME	NO	NAME	TIME	POS	NO	NAME	IDEAL	BEST	DIFF
1	2	NEARY / KNAPTON	51.067	2	NEARY / KNAPTON	32.477	1	2	NEARY / KNAPTON	1:23.544	1:23.923	0.379
2	1	HOLDEN / WINKLE	51.428	1	HOLDEN / WINKLE	33.380	2	1	HOLDEN / WINKLE	1:24.808	1:24.978	0.170
3	29	KERSHAW / WILSON	52.508	3	BRYAN / SAYERS	34.076	3	3	BRYAN / SAYERS	1:26.845	1:27.350	0.505
4	4	HANKS / WELLS	52.631	4	HANKS / WELLS	34.241	4	4	HANKS / WELLS	1:26.872	1:26.872	0.000
5	3	BRYAN / SAYERS	52.769	22	KIMBERLEY / BELL	34.273	5	29	KERSHAW / WILSON	1:26.925	1:27.177	0.252
6	42	BENNETT / PERRY	52.971	29	KERSHAW / WILSON	34.417	6	22	KIMBERLEY / BELL	1:27.297	1:27.536	0.239
7	22	KIMBERLEY / BELL	53.024	42	BENNETT / PERRY	34.541	7	42	BENNETT / PERRY	1:27.512	1:27.814	0.302
8	12	ELMER / MARSHALL	53.177	12	ELMER / MARSHALL	34.704	8	12	ELMER / MARSHALL	1:27.881	1:27.881	0.000
9	45	ATKINSON / KNAPTON	53.224	45	ATKINSON / KNAPTON	34.881	9	45	ATKINSON / KNAPTON	1:28.105	1:28.232	0.127
10	86	SANDERSON / SANDERSON	53.443	26	ATKINSON / DAWSON	35.074	10	13	DIX / PARKER	1:28.762	1:28.985	0.223
11	25	FANWICK / CHAUHAN	53.556	13	DIX / PARKER	35.077	11	26	ATKINSON / DAWSON	1:28.810	1:29.017	0.207
12	13	DIX / PARKER	53.685	10	BAKER / MILLIGAN	35.109	12	86	SANDERSON / SANDERSON	1:28.820	1:29.847	1.027
13	26	ATKINSON / DAWSON	53.736	17	BAKER / KILLINGSWORTH	35.370	13	10	BAKER / MILLIGAN	1:29.350	1:29.565	0.215
14	28	PEARCE / PEARCE	53.888	86	SANDERSON / SANDERSON	35.377	14	28	PEARCE / PEARCE	1:29.385	1:29.603	0.218
15	9	EASTELL / SMITHIES	54.031	28	PEARCE / PEARCE	35.497	15	25	FANWICK / CHAUHAN	1:29.550	1:30.741	1.191
16	10	BAKER / MILLIGAN	54.241	9	EASTELL / SMITHIES	35.537	16	9	EASTELL / SMITHIES	1:29.568	1:29.568	0.000
17	17	BAKER / KILLINGSWORTH	54.246	11	ALTON / HIGHTON	35.711	17	17	BAKER / KILLINGSWORTH	1:29.616	1:30.086	0.470
18	14	COOMBES / WYNN	54.632	14	COOMBES / WYNN	35.810	18	14	COOMBES / WYNN	1:30.442	1:30.442	0.000
19	57	WALLIS / WAREHAM	55.087	25	FANWICK / CHAUHAN	35.994	19	11	ALTON / HIGHTON	1:30.842	1:30.842	0.000
20	11	ALTON / HIGHTON	55.131	57	WALLIS / WAREHAM	36.145	20	57	WALLIS / WAREHAM	1:31.232	1:31.424	0.192
21	60	ROGERS / JONES	55.979	60	ROGERS / JONES	36.633	21	60	ROGERS / JONES	1:32.612	1:33.074	0.462
22	30	MAYERS / COOKE	56.145	30	MAYERS / COOKE	36.929	22	30	MAYERS / COOKE	1:33.074	1:33.327	0.253
23	32	LUMLEY / DEELEY	56.966	32	LUMLEY / DEELEY	37.585	23	32	LUMLEY / DEELEY	1:34.551	1:36.375	1.824
Perfect lap										1:23.544		


Weather / Track : Sunny / Dry

Thrupton
Circuit Length = 2.3560 miles
Start: 18:13 End: 18:25

MCRCB BULLETIN TK096

2010 Yokohama/ACU British F2 Sidecar Championship / Swan Combi Challenge

RACES 3 & 10 - PROVISIONAL GRID

ROW 13	27	BANKS / LEWIS	8	HENRY / SMITH	
ROW 12	34	SAUNDERS / STONE	1:36.375	32	LUMLEY / DEELEY
ROW 11	30	1:33.327 MAYERS / COOKE	60	1:33.074 ROGERS / JONES	
ROW 10	57	1:31.424 WALLIS / WAREHAM	11	1:30.842 ALTON / HIGHTON	
ROW 9	25	1:30.741 FANWICK / CHAUHAN	14	1:30.442 COOMBES / WYNN	
ROW 8	17	1:30.086 BAKER / KILLINGSWORTH	86	1:29.847 SANDERSON / SANDERSON	
ROW 7	28	1:29.603 PEARCE / PEARCE	9	1:29.568 EASTELL / SMITHIES	
ROW 6	10	1:29.565 BAKER / MILLIGAN	26	1:29.017 ATKINSON / DAWSON	
ROW 5	13	1:28.985 DIX / PARKER	45	1:28.232 ATKINSON / KNAPTON	
ROW 4	12	1:27.881 ELMER / MARSHALL	42	1:27.814 BENNETT / PERRY	
ROW 3	22	1:27.536 KIMBERLEY / BELL	3	1:27.350 BRYAN / SAYERS	
ROW 2	29	1:27.177 KERSHAW / WILSON	4	1:26.872 HANKS / WELLS	
ROW 1	1	1:24.978 HOLDEN / WINKLE	2	1:23.923 NEARY / KNAPTON	
Pole					
					

Thrupton
Circuit Length = 2.3560 miles

These results are provisional until the conclusion of any judicial and technical matters.

Race Director :	Stewards :	Timekeeper :

MCRCB BULLETIN TK102

2010 Yokohama/ACU British F2 Sidecar Championship / Swan Combi Challenge WARM-UP - CLASSIFICATION

POS	NO	CL	NAME	ENTRY	TIME	ON	LAPS	GAP	DIFF	MPH
1	1	S	HOLDEN / WINKLE	LCR Suzuki - Holden Racing	1:23.993	5	7			100.97
2	4	S	HANKS / WELLS	Molyneux Rose Suzuki - Hanks Racing	1:26.236	6	7	2.243	2.243	98.35
3	2	S	NEARY / KNAPTON	LCR Honda - Dave Hudspeth Carpets/Honda	1:27.022	4	5	3.029	0.786	97.46
4	29	C	KERSHAW / WILSON	LCR Suzuki - Kershaw Racing	1:27.283	7	7	3.290	0.261	97.17
5	22	S	KIMBERLEY / BELL	Ireson Honda - D K Racing	1:27.823	2	5	3.830	0.540	96.57
6	10	S	BAKER / MILLIGAN	Baker Suzuki - Milligan Cumbria Express	1:28.063	5	7	4.070	0.240	96.31
7	42	C	BENNETT / PERRY	Shelbourne Honda - MCR Moo F2	1:28.147	4	7	4.154	0.084	96.22
8	45	C	ATKINSON / KNAPTON	LCR Suzuki - A W Racing	1:28.402	5	7	4.409	0.255	95.94
9	26	C	ATKINSON / DAWSON	BLR Yamaha - Clifton Motorsport	1:28.542	5	7	4.549	0.140	95.79
10	25	C	FANWICK / CHAUHAN	Honda - D&D Windle	1:28.547	5	7	4.554	0.005	95.78
11	14	S	COOMBES / WYNN	Ireson Honda - SCR	1:28.768	5	7	4.775	0.221	95.54
12	86	C	SANDERSON / SANDERSON	DDR 600 Suzuki - Sanderson Racing	1:28.782	6	7	4.789	0.014	95.53
13	57	S	WALLIS / WAREHAM	LCR Honda - Team Petpals	1:28.916	5	7	4.923	0.134	95.38
14	3	S	BRYAN / SAYERS	Baker Honda - Bryan Racing	1:29.015	4	5	5.022	0.099	95.28
15	12	S	ELMER / MARSHALL	Ireson Yamaha - T&D Racing	1:29.082	5	6	5.089	0.067	95.21
16	9	C	EASTELL / SMITHIES	Baker Yamaha - Lee-fm.co.uk	1:30.971	4	4	6.978	1.889	93.23
17	34	C	SAUNDERS / STONE	Suzuki - KCP Env / Lumley Eng	1:31.191	3	7	7.198	0.220	93.00
18	30	C	MAYERS / COOKE	Shelbourne Suzuki - M.C.R.	1:31.930	5	7	7.937	0.739	92.26
19	11	C	ALTON / HIGHTON	Baker Yamaha - QTC Racing	1:32.152	7	7	8.159	0.222	92.03
20	60	C	ROGERS / JONES	LCR Honda - Trentside Racing	1:32.353	3	6	8.360	0.201	91.83
21	27	C	BANKS / LEWIS	LCR Suzuki - Banks Racing	1:34.504	3	5	10.511	2.151	89.74
22	32	C	LUMLEY / DEELEY	Lumley Kawasaki - KCP Environmental Lumle	1:34.659	5	6	10.666	0.155	89.60
23	28	C	PEARCE / PEARCE	LCR Suzuki - Pearce Racing		0	1			

Weather / Track : Sunny / Dry

These results are provisional until the conclusion of any judicial and technical matters.

Thruxton

Circuit Length = 2.3560 miles

Start: 09:10 End: 09:21

Race Director :	Stewards :	Timekeeper :
-----------------	------------	--------------

MCRCB BULLETIN TK103

2010 Yokohama/ACU British F2 Sidecar Championship / Swan Combi Challenge

WARM-UP - SECTOR ANALYSIS

1	HOLDEN / WINKLE S Holden Racing										
1-	Out	112.0	36.433	99.7	1:37.883	5-	51.113	120.5	32.880	100.3	1:23.993
2-	52.273	121.8	33.892	101.2	1:26.165	6-	51.053	120.9	33.221	101.4	1:24.274
3-	51.493	121.6	33.186	101.5	1:24.679	7-	56.020	109.8	In		1:34.000 P
4-	51.388	120.7	32.853	99.3	1:24.241						
2	NEARY / KNAPTON S Dave Hudspeth Carpets/Honda UK										
1-	Out	102.1	40.350	97.3	1:43.871	4-	52.756	112.4	34.266	101.8	1:27.022
2-	57.476	107.7	34.661	101.1	1:32.137	5-	54.555	119.6	In		1:27.168 P
3-	57.462	120.5	33.356	100.5	1:30.818						
3	BRYAN / SAYERS S Bryan Racing										
1-	Out	105.5	37.090	98.7	1:37.941	4-	53.902	115.9	35.113	96.8	1:29.015
2-	54.348	117.5	36.104	94.5	1:30.452	5-	53.392	117.3	In		1:27.593 P
3-	54.274	116.9	35.256	98.1	1:29.530						
4	HANKS / WELLS S Hanks Racing										
1-	Out	104.4	38.487	95.1	1:43.630	5-	52.490	122.0	33.961	99.3	1:26.451
2-	57.930	115.1	34.847	97.3	1:32.777	6-	51.983	120.9	34.253	99.4	1:26.236
3-	54.998	117.7	34.359	97.7	1:29.357	7-	52.681	122.9	34.758	98.8	1:27.439
4-	53.942	117.7	34.503	97.1	1:28.445						
9	EASTELL / SMITHIES C Lee-fm.co.uk										
1-					1:32.138	3-					1:31.499
2-					1:31.656	4-					1:30.971
10	BAKER / MILLIGAN S Milligan Cumbria Express										
1-	Out	109.8	39.588	96.3	1:43.395	5-	53.316	120.3	34.747	98.7	1:28.063
2-	56.234	116.1	36.415	98.5	1:32.649	6-	55.672	117.3	35.548	99.3	1:31.220
3-	55.373	116.7	35.605	98.7	1:30.978	7-	53.833	119.4	34.868	98.0	1:28.701
4-	54.337	117.3	34.775	98.5	1:29.112						
11	ALTON / HIGHTON C QTC Racing										
1-	Out	101.4	40.650	96.1	1:45.941	5-	55.938	113.4	36.459	97.1	1:32.397
2-	58.140	107.9	38.867	97.0	1:37.007	6-	56.035	110.4	36.819	98.7	1:32.854
3-	56.430	113.4	38.077	94.5	1:34.507	7-	56.128	112.4	36.024	97.0	1:32.152
4-	56.519	116.3	36.764	96.7	1:33.283						
12	ELMER / MARSHALL S T&D Racing										
1-	Out	108.6	37.124	98.4	1:39.402	4-	56.753	119.4	33.646	99.9	1:30.399
2-	55.947	116.9	35.742	96.4	1:31.689	5-	55.017	119.0	34.065	97.3	1:29.082
3-	55.491	116.7	34.638	98.5	1:30.129	6-	56.084	104.9	In		1:34.038 P
14	COOMBES / WYNN S SCR										
1-	Out	109.7	38.735	96.0	1:41.177	5-	53.611	120.7	35.157	100.9	1:28.768
2-	57.126	116.7	36.498	97.0	1:33.624	6-	54.756	117.9	36.105	99.0	1:30.861
3-	57.298	117.5	35.440	96.0	1:32.738	7-	53.704	117.9	35.480	97.7	1:29.184
4-	54.669	118.1	36.268	99.1	1:30.937						
22	KIMBERLEY / BELL S D K Racing										
1-	Out	113.2	36.540	100.3	1:35.682	4-	53.925	121.4	35.156	98.4	1:29.081
2-	53.035	122.5	34.788	100.6	1:27.823	5-	53.495	120.3	In		1:29.686 P
3-	53.647	121.6	34.892	97.8	1:28.539						
25	FANWICK / CHAUHAN C D&D Windle										
1-	Out	111.8	40.617	99.1	1:45.668	5-	53.391	121.1	35.156	100.8	1:28.547
2-	57.413	117.7	36.702	100.2	1:34.115	6-	53.680	119.4	35.232	100.3	1:28.912
3-	55.239	119.4	35.385	100.3	1:30.624	7-	53.833	119.6	36.126	99.3	1:29.959
4-	53.689	120.3	35.469	100.8	1:29.158						

Weather / Track : Sunny / Dry

Thrupton
Circuit Length = 2.3560 miles
Start: 09:10 End: 09:21

MCRCB BULLETIN TK103

2010 Yokohama/ACU British F2 Sidecar Championship / Swan Combi Challenge

WARM-UP - SECTOR ANALYSIS

26	ATKINSON / DAWSON		C		Clifton Motorsport						
1-	Out	113.0	39.584	94.2	1:39.530	5-	53.615	117.1	34.927	98.0	1:28.542
2-	56.673	116.3	37.794	95.1	1:34.467	6-	54.234	118.4	36.406	95.2	1:30.640
3-	55.811	116.9	35.488	96.0	1:31.299	7-	53.627	117.5	35.447	95.7	1:29.074
4-	54.002	115.9	35.485	96.0	1:29.487						
27	BANKS / LEWIS		C		Banks Racing						
1-	Out	107.5	41.061	98.3	1:48.092	4-	56.745	121.1	38.551	97.7	1:35.296
2-	58.299	118.6	38.372	100.0	1:36.671	5-	58.837	104.5	In		1:46.996 P
3-	56.697	122.7	37.807	98.3	1:34.504						
28	PEARCE / PEARCE		C		Pearce Racing						
1-	Out	101.7	39.376	91.9	1:44.339						
29	KERSHAW / WILSON		C		Kershaw Racing						
1-	Out	100.8	40.939	94.9	1:45.307	5-	53.013	117.5	34.884	96.1	1:27.897
2-	56.594	116.7	36.844	96.3	1:33.438	6-	54.726	118.1	35.220	94.8	1:29.946
3-	55.265	116.1	35.147	97.0	1:30.412	7-	52.504	119.0	34.779	97.3	1:27.283
4-	53.778	115.9	35.182	96.6	1:28.960						
30	MAYERS / COOKE		C		M.C.R.						
1-	Out	110.6	38.362	91.9	1:41.994	5-	55.236	115.9	36.694	97.1	1:31.930
2-	58.110	113.9	37.188	93.3	1:35.298	6-	54.942	116.1	37.831	97.3	1:32.773
3-	57.997	116.5	36.760	94.9	1:34.757	7-	54.726	116.7	37.289	94.0	1:32.015
4-	55.973	114.7	36.766	96.3	1:32.739						
32	LUMLEY / DEELEY		C		KCP Environmental Lumley Eng						
1-	Out	100.0	40.448	95.6	1:43.892	4-	58.189	117.5	38.394	95.2	1:36.583
2-	1:00.125	104.9	38.836	94.5	1:38.961	5-	57.932	112.8	36.727	95.6	1:34.659
3-	59.821	109.8	38.695	92.6	1:38.516	6-	57.470	113.0	37.800	94.9	1:35.270
34	SAUNDERS / STONE		C		KCP Env / Lumley Eng						
1-	Out	107.9	38.915	95.9	1:42.876	5-	55.607	111.7	36.606	97.0	1:32.213
2-	57.493	113.9	36.126	97.1	1:33.619	6-	55.370	113.4	36.247	98.0	1:31.617
3-	55.312	116.3	35.879	96.4	1:31.191	7-	55.827	113.4	36.156	97.0	1:31.983
4-	55.351	115.5	35.868	96.4	1:31.219						
42	BENNETT / PERRY		C		MCR Moo F2						
1-	Out	109.1	40.562	96.7	1:43.827	5-	53.219	120.3	35.274	98.0	1:28.493
2-	56.234	118.8	35.865	98.3	1:32.099	6-	54.368	115.1	34.978	97.5	1:29.346
3-	55.068	114.1	35.006	97.7	1:30.074	7-	55.651	119.6	In		1:29.713 P
4-	53.460	120.3	34.687	98.0	1:28.147						
45	ATKINSON / KNAPTON		C		A W Racing						
1-	Out	101.1	38.915	99.1	1:43.081	5-	53.115	118.4	35.287	100.5	1:28.402
2-	55.514	114.3	37.520	98.0	1:33.034	6-	54.897	112.4	35.223	99.4	1:30.120
3-	54.828	114.9	34.966	100.5	1:29.794	7-	53.559	120.7	35.051	101.1	1:28.610
4-	53.839	118.4	35.019	100.6	1:28.858						
57	WALLIS / WAREHAM		S		Team Petpals						
1-	Out	100.0	39.883	91.7	1:44.918	5-	53.793	119.0	35.123	99.3	1:28.916
2-	58.036	108.2	36.241	97.5	1:34.277	6-	54.666	117.7	36.164	97.7	1:30.830
3-	57.820	114.1	35.135	98.8	1:32.955	7-	53.958	115.5	36.145	96.8	1:30.103
4-	54.232	117.3	35.476	98.4	1:29.708						
60	ROGERS / JONES		C		Trentside Racing						
1-	Out	102.8	39.136	92.6	1:45.889	4-	56.359	116.7	36.652	97.4	1:33.011
2-	57.601	117.1	36.384	98.4	1:33.985	5-	56.732	116.1	36.961	97.3	1:33.693
3-	56.062	117.3	36.291	98.5	1:32.353	6-	56.159	117.7	In		1:31.120 P

Weather / Track : Sunny / Dry

Thrupton
Circuit Length = 2.3560 miles
Start: 09:10 End: 09:21

MCRCB BULLETIN TK103

**2010 Yokohama/ACU British F2 Sidecar Championship / Swan Combi Challenge
WARM-UP - SECTOR ANALYSIS**

86	SANDERSON / SANDERSON					C	Sanderson Racing				
1 -	Out	98.3	41.922	92.8	1:49.492	5 -	54.088	120.1	35.011	98.1	1:29.099
2 -	1:00.257	110.2	36.179	97.5	1:36.436	6 -	53.965	116.7	34.817	98.3	1:28.782
3 -	54.322	117.5	35.296	98.8	1:29.618	7 -	56.562	115.3	In		1:36.937 P
4 -	55.796	119.2	36.016	99.9	1:31.812						

Weather / Track : Sunny / Dry

Thruxton
Circuit Length = 2.3560 miles
Start: 09:10 End: 09:21

MCRCB BULLETIN TK104

2010 Yokohama/ACU British F2 Sidecar Championship / Swan Combi Challenge

WARM-UP - SPEED TRAPS

SECTOR 1				SECTOR 2			FINISH LINE			
POS	NO	NAME	MPH	NO	NAME	MPH	NO	NAME	MPH	
1	4	HANKS / WELLS	122.9				2	NEARY / KNAPTON	101.8	
2	27	BANKS / LEWIS	122.7				1	HOLDEN / WINKLE	101.5	
3	22	KIMBERLEY / BELL	122.5				45	ATKINSON / KNAPTON	101.1	
4	1	HOLDEN / WINKLE	121.8				14	COOMBES / WYNN	100.9	
5	25	FANWICK / CHAUHAN	121.1				25	FANWICK / CHAUHAN	100.8	
6	14	COOMBES / WYNN	120.7				22	KIMBERLEY / BELL	100.6	
7	45	ATKINSON / KNAPTON	120.7				27	BANKS / LEWIS	100.0	
8	2	NEARY / KNAPTON	120.5				12	ELMER / MARSHALL	99.9	
9	10	BAKER / MILLIGAN	120.3				86	SANDERSON / SANDERSON	99.9	
10	42	BENNETT / PERRY	120.3				4	HANKS / WELLS	99.4	
11	86	SANDERSON / SANDERSON	120.1				10	BAKER / MILLIGAN	99.3	
12	12	ELMER / MARSHALL	119.4				57	WALLIS / WAREHAM	99.3	
13	29	KERSHAW / WILSON	119.0				3	BRYAN / SAYERS	98.7	
14	57	WALLIS / WAREHAM	119.0				11	ALTON / HIGHTON	98.7	
15	26	ATKINSON / DAWSON	118.4				60	ROGERS / JONES	98.5	
16	60	ROGERS / JONES	117.7				42	BENNETT / PERRY	98.3	
17	3	BRYAN / SAYERS	117.5				26	ATKINSON / DAWSON	98.0	
18	32	LUMLEY / DEELEY	117.5				34	SAUNDERS / STONE	98.0	
19	30	MAYERS / COOKE	116.7				29	KERSHAW / WILSON	97.3	
20	11	ALTON / HIGHTON	116.3				30	MAYERS / COOKE	97.3	
21	34	SAUNDERS / STONE	116.3				32	LUMLEY / DEELEY	95.6	
22	28	PEARCE / PEARCE	105.5				28	PEARCE / PEARCE	91.9	

Weather / Track : Sunny / Dry

Thruxton
Circuit Length = 2.3560 miles
Start: 09:10 End: 09:21

MCRCB BULLETIN TK105

2010 Yokohama/ACU British F2 Sidecar Championship / Swan Combi Challenge

WARM-UP - BEST SECTOR TIMES

SECTOR 1			SECTOR 2			IDEAL / BEST COMPARISON						
POS	NO	NAME	TIME	NO	NAME	TIME	POS	NO	NAME	IDEAL	BEST	DIFF
1	1	HOLDEN / WINKLE	51.053	1	HOLDEN / WINKLE	32.853	1	1	HOLDEN / WINKLE	1:23.906	1:23.993	0.087
2	4	HANKS / WELLS	51.983	2	NEARY / KNAPTON	33.356	2	4	HANKS / WELLS	1:25.944	1:26.236	0.292
3	29	KERSHAW / WILSON	52.504	12	ELMER / MARSHALL	33.646	3	2	NEARY / KNAPTON	1:26.112	1:27.022	0.910
4	2	NEARY / KNAPTON	52.756	4	HANKS / WELLS	33.961	4	29	KERSHAW / WILSON	1:27.283	1:27.283	0.000
5	22	KIMBERLEY / BELL	53.035	42	BENNETT / PERRY	34.687	5	22	KIMBERLEY / BELL	1:27.823	1:27.823	0.000
6	45	ATKINSON / KNAPTON	53.115	10	BAKER / MILLIGAN	34.747	6	42	BENNETT / PERRY	1:27.906	1:28.147	0.241
7	42	BENNETT / PERRY	53.219	29	KERSHAW / WILSON	34.779	7	10	BAKER / MILLIGAN	1:28.063	1:28.063	0.000
8	10	BAKER / MILLIGAN	53.316	22	KIMBERLEY / BELL	34.788	8	45	ATKINSON / KNAPTON	1:28.081	1:28.402	0.321
9	25	FANWICK / CHAUHAN	53.391	86	SANDERSON / SANDERSON	34.817	9	3	BRYAN / SAYERS	1:28.505	1:29.015	0.510
10	3	BRYAN / SAYERS	53.392	26	ATKINSON / DAWSON	34.927	10	26	ATKINSON / DAWSON	1:28.542	1:28.542	0.000
11	14	COOMBES / WYNN	53.611	45	ATKINSON / KNAPTON	34.966	11	25	FANWICK / CHAUHAN	1:28.547	1:28.547	0.000
12	26	ATKINSON / DAWSON	53.615	3	BRYAN / SAYERS	35.113	12	12	ELMER / MARSHALL	1:28.663	1:29.082	0.419
13	57	WALLIS / WAREHAM	53.793	57	WALLIS / WAREHAM	35.123	13	14	COOMBES / WYNN	1:28.768	1:28.768	0.000
14	86	SANDERSON / SANDERSON	53.965	25	FANWICK / CHAUHAN	35.156	14	86	SANDERSON / SANDERSON	1:28.782	1:28.782	0.000
15	30	MAYERS / COOKE	54.726	14	COOMBES / WYNN	35.157	15	57	WALLIS / WAREHAM	1:28.916	1:28.916	0.000
16	12	ELMER / MARSHALL	55.017	34	SAUNDERS / STONE	35.868	16	34	SAUNDERS / STONE	1:31.180	1:31.191	0.011
17	34	SAUNDERS / STONE	55.312	11	ALTON / HIGHTON	36.024	17	30	MAYERS / COOKE	1:31.420	1:31.930	0.510
18	11	ALTON / HIGHTON	55.938	60	ROGERS / JONES	36.291	18	11	ALTON / HIGHTON	1:31.962	1:32.152	0.190
19	60	ROGERS / JONES	56.062	30	MAYERS / COOKE	36.694	19	60	ROGERS / JONES	1:32.353	1:32.353	0.000
20	27	BANKS / LEWIS	56.697	32	LUMLEY / DEELEY	36.727	20	32	LUMLEY / DEELEY	1:34.197	1:34.659	0.462
21	32	LUMLEY / DEELEY	57.470	27	BANKS / LEWIS	37.807	21	27	BANKS / LEWIS	1:34.504	1:34.504	0.000
22	9	EASTELL / SMITHIES		28	PEARCE / PEARCE	39.376	22	9	EASTELL / SMITHIES		1:30.971	0.000
23	28	PEARCE / PEARCE		9	EASTELL / SMITHIES		23	28	PEARCE / PEARCE			
Perfect lap										1:23.906		


Weather / Track : Sunny / Dry

Thruxton
Circuit Length = 2.3560 miles
Start: 09:10 End: 09:21

MCRCB BULLETIN TK106

2010 Yokohama/ACU British F2 Sidecar Championship / Swan Combi Challenge

RACES 3 & 10 - FINAL GRID

ROW 12	27	BANKS / LEWIS	34	SAUNDERS / STONE
ROW 11		1:36.375		1:33.327
	32	LUMLEY / DEELEY	30	MAYERS / COOKE
ROW 10		1:33.074		1:31.424
	60	ROGERS / JONES	57	WALLIS / WAREHAM
ROW 9		1:30.842		1:30.741
	11	ALTON / HIGHTON	25	FANWICK / CHAUHAN
ROW 8		1:30.442		1:30.086
	14	COOMBES / WYNN	17	BAKER / KILLINGSWORTH
ROW 7		1:29.847		1:29.603
	86	SANDERSON / SANDERSON	28	PEARCE / PEARCE
ROW 6		1:29.568		1:29.565
	9	EASTELL / SMITHIES	10	BAKER / MILLIGAN
ROW 5		1:29.017		1:28.232
	26	ATKINSON / DAWSON	45	ATKINSON / KNAPTON
ROW 4		1:27.881		1:27.814
	12	ELMER / MARSHALL	42	BENNETT / PERRY
ROW 3		1:27.536		1:27.350
	22	KIMBERLEY / BELL	3	BRYAN / SAYERS
ROW 2		1:27.177		1:26.872
	29	KERSHAW / WILSON	4	HANKS / WELLS
ROW 1		1:24.978		1:23.923
	1	HOLDEN / WINKLE	2	NEARY / KNAPTON
Pole				
				

Thruxton
Circuit Length = 2.3560 miles

These results are provisional until the conclusion of any judicial and technical matters.

Race Director :

Stewards :

Timekeeper :

2010 Yokohama/ACU British F2 Sidecar Championship / Swan Combi Challenge
RACE 3 - CLASSIFICATION

POS	NO	CL	NAME	ENTRY	LAPS	TIME	GAP	DIFF	MPH	BEST	ON
1	1	S	HOLDEN / WINKLE	LCR Suzuki - Holden Racing	10	14:03.985			100.49	1:23.236	6
2	2	S	NEARY / KNAPTON	LCR Honda - Dave Hudspeth Carpets/Honc	10	14:10.287	6.302	6.302	99.74	1:23.138	6
3	4	S	HANKS / WELLS	Molyneux Rose Suzuki - Hanks Racing	10	14:23.269	19.284	12.982	98.24	1:25.347	7
4	3	S	BRYAN / SAYERS	Baker Honda - Bryan Racing	10	14:25.080	21.095	1.811	98.04	1:25.444	7
5	29	C	KERSHAW / WILSON	LCR Suzuki - Kershaw Racing	10	14:25.448	21.463	0.368	98.00	1:25.274	10
6	45	C	ATKINSON / KNAPTON	LCR Suzuki - A W Racing	10	14:32.235	28.250	6.787	97.23	1:25.494	9
7	12	S	ELMER / MARSHALL	Ireson Yamaha - T&D Racing	10	14:34.593	30.608	2.358	96.97	1:25.777	8
8	42	C	BENNETT / PERRY	Shelbourne Honda - MCR Moo F2	10	14:35.698	31.713	1.105	96.85	1:26.314	10
9	10	S	BAKER / MILLIGAN	Baker Suzuki - Milligan Cumbria Express	10	14:44.043	40.058	8.345	95.94	1:26.837	5
10	28	C	PEARCE / PEARCE	LCR Suzuki - Pearce Racing	10	14:50.660	46.675	6.617	95.22	1:27.381	4
11	9	C	EASTELL / SMITHIES	Baker Yamaha - Lee-fm.co.uk	10	14:51.682	47.697	1.022	95.11	1:27.450	5
12	86	C	SANDERSON / SANDERSON	DDR 600 Suzuki - Sanderson Racing	10	14:52.144	48.159	0.462	95.06	1:27.557	4
13	26	C	ATKINSON / DAWSON	BLR Yamaha - Clifton Motorsport	10	14:55.910	51.925	3.766	94.66	1:27.420	4
14	57	S	WALLIS / WAREHAM	LCR Honda - Team Petpals	10	14:56.433	52.448	0.523	94.61	1:27.303	4
15	14	S	COOMBES / WYNN	Ireson Honda - SCR	10	15:02.876	58.891	6.443	93.93	1:25.230	4
16	34	C	SAUNDERS / STONE	Suzuki - KCP Env / Lumley Eng	10	15:17.108	1:13.123	14.232	92.48	1:30.098	7
17	60	C	ROGERS / JONES	LCR Honda - Trentside Racing	10	15:17.674	1:13.689	0.566	92.42	1:30.160	8
18	30	C	MAYERS / COOKE	Shelbourne Suzuki - M.C.R.	9	14:08.579	1 lap	1 lap	89.95	1:31.674	8

NOT CLASSIFIED

DNF	32	C	LUMLEY / DEELEY	Lumley Kawasaki - KCP Environmental Lur	7	11:11.838	3 laps	2 laps	88.37	1:33.319	3
DNF	25	C	FANWICK / CHAUHAN	Honda - D&D Windle	6	9:00.634	4 laps	1 lap	94.12	1:26.523	4
DNF	11	C	ALTON / HIGHTON	Baker Yamaha - QTC Racing	4	6:10.100	6 laps	2 laps	91.66	1:29.842	4
DNF	22	S	KIMBERLEY / BELL	Ireson Honda - D K Racing	2	3:15.406	8 laps	2 laps	86.80		
DNF	27	C	BANKS / LEWIS	LCR Suzuki - Banks Racing	2	3:17.325	8 laps	1.919	85.96	1:33.764	2
DNF	17	S	BAKER / KILLINGSWORTH	Shelbourne Honda - D&J Bike Spares (Linc	0						

FASTEST LAP

2	S	NEARY / KNAPTON	LCR Honda - Dave Hudspeth Carpets/Honc	6	1:23.138	102.01 mph	164.18 kph
29	C	KERSHAW / WILSON	LCR Suzuki - Kershaw Racing	10	1:25.274	99.46 mph	160.06 kph

Weather / Track : Sunny / Dry

These results are provisional until the conclusion of any judicial and technical matters.

Thruxton

Circuit Length = 2.3560 miles

Start: 12:05 End: 12:21

Race Director :	Stewards :	Timekeeper :
-----------------	------------	--------------

MCRCB BULLETIN TK127

2010 Yokohama/ACU British F2 Sidecar Championship / Swan Combi Challenge

RACE 3 - LAP CHART

Lap 1			Lap 2			Lap 3			Lap 4			Lap 5		
No	Behind	Laptime	No	Behind	Laptime	No	Behind	Laptime	No	Behind	Laptime	No	Behind	Laptime
1		1:28.223	2		1:23.866	2		1:23.947	1		1:23.453	2		1:23.628
2	0.249	1:28.472	1	0.337	1:24.452	1	0.398	1:24.008	2	0.132	1:23.983	1	0.425	1:24.185
3	2.252	1:30.475	3	3.729	1:25.592	3	5.861	1:26.079	3	7.684	1:25.674	4	10.475	1:25.579
4	3.584	1:31.807	4	4.873	1:25.404	4	6.781	1:25.855	4	8.656	1:25.726	3	10.738	1:26.814
22	3.855	1:32.078	29	7.082	1:26.890	29	9.121	1:25.986	29	11.039	1:25.769	29	12.788	1:25.509
29	4.307	1:32.530	45	7.647	1:27.064	45	10.632	1:26.932	14	12.548	1:25.230	14	14.036	1:25.248
45	4.698	1:32.921	42	8.337	1:27.292	14	11.169	1:25.813	45	13.443	1:26.662	45	16.111	1:26.428
42	5.160	1:33.383	12	8.678	1:27.616	42	11.527	1:27.137	42	14.707	1:27.031	42	17.608	1:26.661
12	5.177	1:33.400	14	9.303	1:26.907	12	11.737	1:27.006	12	15.324	1:27.438	12	18.337	1:26.773
9	5.972	1:34.195	9	10.377	1:28.520	9	14.422	1:27.992	25	17.387	1:26.523	25	20.303	1:26.676
14	6.511	1:34.734	10	11.490	1:28.248	25	14.715	1:26.540	10	18.420	1:26.917	10	21.497	1:26.837
10	7.357	1:35.580	25	12.122	1:27.959	10	15.354	1:27.811	9	19.009	1:28.438	9	22.699	1:27.450
57	7.794	1:36.017	57	12.750	1:29.071	57	16.355	1:27.552	57	19.807	1:27.303	57	24.324	1:28.277
25	8.278	1:36.501	28	13.959	1:28.041	28	17.568	1:27.556	28	21.098	1:27.381	28	25.029	1:27.691
86	9.311	1:37.534	26	14.071	1:28.415	86	18.536	1:28.098	86	22.242	1:27.557	86	26.574	1:28.092
26	9.771	1:37.994	86	14.385	1:29.189	26	18.801	1:28.677	26	22.370	1:27.420	26	26.725	1:28.115
28	10.033	1:38.256	11	17.270	1:30.080	11	23.973	1:30.650	11	29.964	1:29.842	34	38.738	1:31.132
11	11.305	1:39.528	34	18.144	1:30.316	34	24.675	1:30.478	34	31.366	1:30.542	60	39.145	1:30.252
34	11.943	1:40.166	60	19.194	1:31.177	60	25.994	1:30.747	60	32.653	1:30.510	30	52.160	1:33.044
60	12.132	1:40.355	22	23.068	1:43.328 P	30	34.549	1:33.351	30	42.876	1:32.178	32	58.373	1:36.586
32	15.034	1:43.257	27	24.987	1:33.764	32	35.448	1:33.319	32	45.547	1:33.950			
27	15.338	1:43.561	30	25.145	1:33.742									
30	15.518	1:43.741	32	26.076	1:35.157									

Weather / Track : Sunny / Dry

Thruxton
Circuit Length = 2.3560 miles
Start: 12:05 End: 12:21

MCRCB BULLETIN TK127

2010 Yokohama/ACU British F2 Sidecar Championship / Swan Combi Challenge

RACE 3 - LAP CHART

Lap 6			Lap 7			Lap 8			Lap 9			Lap 10		
No	Behind	Laptime	No	Behind	Laptime	No	Behind	Laptime	No	Behind	Laptime	No	Behind	Laptime
2		1:23.138	2		1:23.268	1		1:24.198	1		1:24.025	1		1:24.435
1	0.523	1:23.236	1	1.025	1:23.770	2	6.797	1:32.020	2	6.713	1:23.941	30	1 LAP	1:33.140
4	13.449	1:26.112	4	15.528	1:25.347	4	16.695	1:26.390	4	18.069	1:25.399	2	6.302	1:24.024
3	13.643	1:26.043	3	15.819	1:25.444	3	16.975	1:26.379	3	19.288	1:26.338	4	19.284	1:25.650
29	15.825	1:26.175	29	18.388	1:25.831	29	18.682	1:25.517	29	20.624	1:25.967	3	21.095	1:26.242
45	20.469	1:27.496	45	24.437	1:27.236	45	24.999	1:25.785	45	26.468	1:25.494	29	21.463	1:25.274
14	21.094	1:30.196	42	25.147	1:27.074	42	26.573	1:26.649	12	28.927	1:26.032	45	28.250	1:26.217
42	21.341	1:26.871	12	26.366	1:27.826	12	26.920	1:25.777	42	29.834	1:27.286	12	30.608	1:26.116
12	21.808	1:26.609	10	30.454	1:27.944	10	33.616	1:28.385	10	36.920	1:27.329	42	31.713	1:26.314
10	25.778	1:27.419	14	30.648	1:32.822	14	38.588	1:33.163	28	43.279	1:28.188	10	40.058	1:27.573
9	28.230	1:28.669	9	34.581	1:29.619	9	38.724	1:29.366	9	43.645	1:28.946	28	46.675	1:27.831
28	30.164	1:28.273	28	35.039	1:28.143	28	39.116	1:29.300	86	44.409	1:28.835	9	47.697	1:28.487
57	30.614	1:29.428	86	36.336	1:28.264	86	39.599	1:28.486	14	48.014	1:33.451	86	48.159	1:28.185
86	31.340	1:27.904	57	36.839	1:29.493	57	39.702	1:28.086	26	48.128	1:32.070	26	51.925	1:28.232
26	31.838	1:28.251	26	37.051	1:28.481	26	40.083	1:28.255	57	48.129	1:32.452	57	52.448	1:28.754
25	33.600	1:36.435 P	34	53.195	1:30.098	34	58.627	1:30.655	34	1:05.986	1:31.384	14	58.891	1:35.312
34	46.365	1:30.765	60	54.538	1:30.330	60	59.475	1:30.160	60	1:06.642	1:31.192	34	1:13.123	1:31.572
60	47.476	1:31.469	30	1:13.463	1:33.861	30	1:19.914	1:31.674				60	1:13.689	1:31.482
30	1:02.870	1:33.848	32	1:21.536	1:34.523 P									
32	1:10.281	1:35.046												

Weather / Track : Sunny / Dry

Thruxton
 Circuit Length = 2.3560 miles
 Start: 12:05 End: 12:21

MCRCB BULLETIN TK128

2010 Yokohama/ACU British F2 Sidecar Championship / Swan Combi Challenge RACE 3 - POSITION CHART

No	Name	Laps Pos										
			1	2	3	4	5	6	7	8	9	10
1	HOLDEN / WINKLE	1	1	2	2	1	2	2	2	1	1	1
2	NEARY / KNAPTON	2	2	1	1	2	1	1	1	2	2	2
3	BRYAN / SAYERS	3	3	3	3	4	4	4	4	4	4	4
4	HANKS / WELLS	4	4	4	4	3	3	3	3	3	3	3
22	KIMBERLEY / BELL	5	22	29	29	29	29	29	29	29	29	29
29	KERSHAW / WILSON	6	29	45	45	14	14	45	45	45	45	45
45	ATKINSON / KNAPTON	7	45	42	14	45	45	14	42	42	12	12
42	BENNETT / PERRY	8	42	12	42	42	42	42	12	12	42	42
12	ELMER / MARSHALL	9	12	14	12	12	12	12	10	10	10	10
9	EASTELL / SMITHIES	10	9	9	9	25	25	10	14	14	28	28
14	COOMBES / WYNN	11	14	10	25	10	10	9	9	9	9	9
10	BAKER / MILLIGAN	12	10	25	10	9	9	28	28	28	86	86
57	WALLIS / WAREHAM	13	57	57	57	57	57	57	86	86	14	26
25	FANWICK / CHAUHAN	14	25	28	28	28	28	86	57	57	26	57
86	SANDERSON / SANDE	15	86	26	86	86	86	26	26	26	57	14
26	ATKINSON / DAWSON	16	26	86	26	26	26	25	34	34	34	34
28	PEARCE / PEARCE	17	28	11	11	11	34	34	60	60	60	60
11	ALTON / HIGHTON	18	11	34	34	34	60	60	30	30	30	30
34	SAUNDERS / STONE	19	34	60	60	60	30	30	32			
60	ROGERS / JONES	20	60	22	30	30	32	32				
32	LUMLEY / DEELEY	21	32	27	32	32						
27	BANKS / LEWIS	22	27	30								
30	MAYERS / COOKE	23	30	32								

Weather / Track : Sunny / Dry

Thrupton
Circuit Length = 2.3560 miles
Start: 12:05 End: 12:21

MCRCB BULLETIN TK129

2010 Yokohama/ACU British F2 Sidecar Championship / Swan Combi Challenge

RACE 3 - SECTOR ANALYSIS

1	HOLDEN / WINKLE				S	Holden Racing					
1-		121.4	33.125	100.0	1:28.223	6-	50.582	122.5	32.654	99.7	1:23.236
2-	51.308	120.9	33.144	101.4	1:24.452	7-	50.969	122.2	32.801	99.7	1:23.770
3-	51.340	123.4	32.668	101.1	1:24.008	8-	51.542	120.9	32.656	100.0	1:24.198
4-	50.742	123.4	32.711	100.5	1:23.453	9-	51.121	121.1	32.904	100.3	1:24.025
5-	51.092	121.4	33.093	101.2	1:24.185	10-	51.518	121.4	32.917	100.2	1:24.435
2	NEARY / KNAPTON				S	Dave Hudspeth Carpets/Honda UK					
1-		122.5	32.816	100.5	1:28.472	6-	50.665	121.4	32.473	100.2	1:23.138
2-	51.429	121.4	32.437	99.0	1:23.866	7-	50.668	122.0	32.600	100.8	1:23.268
3-	51.391	121.4	32.556	101.1	1:23.947	8-	54.295	117.7	37.725	98.3	1:32.020
4-	50.966	121.6	33.017	100.9	1:23.983	9-	51.015	121.8	32.926	99.3	1:23.941
5-	51.426	122.7	32.202	98.5	1:23.628	10-	51.038	121.8	32.986	99.4	1:24.024
3	BRYAN / SAYERS				S	Bryan Racing					
1-		119.2	33.932	97.5	1:30.475	6-	52.295	119.4	33.748	98.8	1:26.043
2-	51.811	118.8	33.781	97.7	1:25.592	7-	51.884	120.1	33.560	97.0	1:25.444
3-	52.168	118.4	33.911	97.5	1:26.079	8-	52.657	118.4	33.722	98.5	1:26.379
4-	52.079	118.6	33.595	98.5	1:25.674	9-	52.213	118.1	34.125	95.1	1:26.338
5-	52.583	116.7	34.231	99.1	1:26.814	10-	52.289	118.1	33.953	96.0	1:26.242
4	HANKS / WELLS				S	Hanks Racing					
1-		123.1	34.168	98.4	1:31.807	6-	51.817	118.4	34.295	98.3	1:26.112
2-	51.787	121.8	33.617	99.3	1:25.404	7-	51.551	119.8	33.796	98.4	1:25.347
3-	51.947	121.1	33.908	99.0	1:25.855	8-	52.028	118.1	34.362	97.0	1:26.390
4-	51.715	121.1	34.011	98.4	1:25.726	9-	51.454	119.2	33.945	98.0	1:25.399
5-	51.631	119.4	33.948	97.3	1:25.579	10-	51.683	120.1	33.967	97.3	1:25.650
9	EASTELL / SMITHIES				C	Lee-fm.co.uk					
1-		122.7	34.602	96.0	1:34.195	6-	53.683	118.4	34.986	96.6	1:28.669
2-	53.872	117.9	34.648	97.5	1:28.520	7-	54.312	118.8	35.307	96.7	1:29.619
3-	53.138	120.7	34.854	96.8	1:27.992	8-	53.877	120.1	35.489	91.5	1:29.366
4-	53.361	120.3	35.077	96.3	1:28.438	9-	54.126	118.4	34.820	96.4	1:28.946
5-	53.036	121.1	34.414	97.3	1:27.450	10-	54.237	119.0	34.250	96.7	1:28.487
10	BAKER / MILLIGAN				S	Milligan Cumbria Express					
1-		119.0	35.039	99.3	1:35.580	6-	53.282	119.0	34.137	99.6	1:27.419
2-	53.602	120.1	34.646	99.3	1:28.248	7-	53.220	119.6	34.724	97.1	1:27.944
3-	53.493	121.4	34.318	99.7	1:27.811	8-	53.669	118.6	34.716	98.1	1:28.385
4-	53.107	121.6	33.810	99.9	1:26.917	9-	53.241	119.4	34.088	98.7	1:27.329
5-	53.048	120.3	33.789	99.3	1:26.837	10-	53.248	119.8	34.325	94.6	1:27.573
11	ALTON / HIGHTON				C	QTC Racing					
1-		120.1	35.698	98.3	1:39.528	3-	55.361	118.4	35.289	99.6	1:30.650
2-	54.729	120.1	35.351	99.4	1:30.080	4-	54.461	119.4	35.381	100.0	1:29.842
12	ELMER / MARSHALL				S	T&D Racing					
1-		123.8	34.389	99.0	1:33.400	6-	52.703	120.1	33.906	98.5	1:26.609
2-	54.020	120.9	33.596	100.3	1:27.616	7-	53.816	118.8	34.010	99.7	1:27.826
3-	53.155	121.1	33.851	101.1	1:27.006	8-	52.277	118.8	33.500	98.8	1:25.777
4-	53.599	118.6	33.839	99.7	1:27.438	9-	52.512	120.1	33.520	98.5	1:26.032
5-	52.869	120.3	33.904	98.8	1:26.773	10-	52.575	120.9	33.541	98.1	1:26.116
14	COOMBES / WYNN				S	SCR					
1-		122.7	33.612	99.4	1:34.734	6-	53.900	115.7	36.296	93.6	1:30.196
2-	52.979	121.1	33.928	100.3	1:26.907	7-	56.184	118.1	36.638	92.7	1:32.822
3-	52.127	123.8	33.686	100.5	1:25.813	8-	56.242	117.7	36.921	91.9	1:33.163
4-	51.645	122.5	33.585	100.2	1:25.230	9-	57.182	120.9	36.269	93.5	1:33.451
5-	51.579	122.0	33.669	99.0	1:25.248	10-	57.332	118.8	37.980	76.4	1:35.312

Weather / Track : Sunny / Dry

Thrupton
Circuit Length = 2.3560 miles
Start: 12:05 End: 12:21

MCRCB BULLETIN TK129

2010 Yokohama/ACU British F2 Sidecar Championship / Swan Combi Challenge

RACE 3 - SECTOR ANALYSIS

17	BAKER / KILLINGSWORTH				S	D&J Bike Spares (Lincoln)					
22	KIMBERLEY / BELL				S	D K Racing					
1-	121.6	34.584	99.3	1:32.078	2-	55.371	91.9	In	1:43.328 P		
25	FANWICK / CHAUHAN				C	D&D Windle					
1-	122.0	35.162	99.1	1:36.501	4-	52.605	122.5	33.918	99.9	1:26.523	
2-	53.004	122.0	34.955	99.0	1:27.959	5-	52.559	121.6	34.117	100.2	1:26.676
3-	52.462	122.7	34.078	100.8	1:26.540	6-	55.930	100.3	In	1:36.435 P	
26	ATKINSON / DAWSON				C	Clifton Motorsport					
1-	120.3	35.828	93.9	1:37.994	6-	53.284	117.5	34.967	95.7	1:28.251	
2-	53.260	118.6	35.155	94.4	1:28.415	7-	53.350	115.3	35.131	96.7	1:28.481
3-	53.792	116.9	34.885	96.1	1:28.677	8-	53.343	118.1	34.912	95.6	1:28.255
4-	53.039	118.4	34.381	96.6	1:27.420	9-	55.870	118.4	36.200	90.9	1:32.070
5-	53.739	116.9	34.376	96.4	1:28.115	10-	53.573	115.9	34.659	93.6	1:28.232
27	BANKS / LEWIS				C	Banks Racing					
1-	121.1	38.100	98.0	1:43.561	2-	56.353	120.1	37.411	97.3	1:33.764	
28	PEARCE / PEARCE				C	Pearce Racing					
1-	122.0	36.489	94.5	1:38.256	6-	52.701	122.2	35.572	98.1	1:28.273	
2-	53.471	124.0	34.570	96.3	1:28.041	7-	53.272	120.3	34.871	98.4	1:28.143
3-	53.253	121.1	34.303	100.8	1:27.556	8-	54.001	120.1	35.299	98.8	1:29.300
4-	53.210	120.1	34.171	97.1	1:27.381	9-	54.184	120.1	34.004	97.4	1:28.188
5-	53.073	120.5	34.618	100.0	1:27.691	10-	53.163	120.7	34.668	97.4	1:27.831
29	KERSHAW / WILSON				C	Kershaw Racing					
1-	120.5	34.403	98.8	1:32.530	6-	51.711	119.8	34.464	97.4	1:26.175	
2-	52.816	120.3	34.074	98.0	1:26.890	7-	51.757	121.1	34.074	98.1	1:25.831
3-	51.914	120.7	34.072	98.0	1:25.986	8-	51.567	121.4	33.950	98.1	1:25.517
4-	51.806	119.8	33.963	98.3	1:25.769	9-	51.812	120.5	34.155	96.7	1:25.967
5-	51.623	120.5	33.886	97.3	1:25.509	10-	51.635	119.6	33.639	97.5	1:25.274
30	MAYERS / COOKE				C	M.C.R.					
1-	117.3	38.148	94.9	1:43.741	6-	55.654	106.7	38.194	93.3	1:33.848	
2-	56.649	116.3	37.093	88.0	1:33.742	7-	56.610	113.7	37.251	93.2	1:33.861
3-	56.487	115.7	36.864	95.6	1:33.351	8-	55.538	114.7	36.136	95.5	1:31.674
4-	55.772	115.1	36.406	95.5	1:32.178	9-	56.597	114.9	36.543	93.2	1:33.140
5-	55.530	111.7	37.514	93.5	1:33.044						
32	LUMLEY / DEELEY				C	KCP Environmental Lumley Eng					
1-	111.3	38.093	95.2	1:43.257	5-	58.383	103.1	38.203	92.9	1:36.586	
2-	58.213	112.8	36.944	95.2	1:35.157	6-	56.758	115.5	38.288	91.3	1:35.046
3-	56.920	118.6	36.399	95.6	1:33.319	7-	58.247	112.0	In	1:34.523 P	
4-	56.085	118.6	37.865	92.2	1:33.950						
34	SAUNDERS / STONE				C	KCP Env / Lumley Eng					
1-	114.9	35.638	95.9	1:40.166	6-	54.833	113.2	35.932	96.6	1:30.765	
2-	54.615	117.3	35.701	95.3	1:30.316	7-	54.510	116.1	35.588	95.5	1:30.098
3-	54.908	115.9	35.570	96.6	1:30.478	8-	54.633	114.9	36.022	96.0	1:30.655
4-	54.525	116.1	36.017	95.6	1:30.542	9-	55.413	114.7	35.971	96.4	1:31.384
5-	55.206	111.8	35.926	96.1	1:31.132	10-	54.634	107.9	36.938	96.1	1:31.572
42	BENNETT / PERRY				C	MCR Moo F2					
1-	120.9	34.231	97.0	1:33.383	6-	52.812	118.8	34.059	97.8	1:26.871	
2-	53.223	119.4	34.069	96.6	1:27.292	7-	53.016	120.7	34.058	97.0	1:27.074
3-	52.556	120.9	34.581	98.7	1:27.137	8-	52.543	119.4	34.106	97.8	1:26.649
4-	53.068	119.8	33.963	97.7	1:27.031	9-	53.331	119.6	33.955	96.1	1:27.286
5-	52.454	117.7	34.207	96.8	1:26.661	10-	52.360	119.4	33.954	95.2	1:26.314

Weather / Track : Sunny / Dry

Thrupton
Circuit Length = 2.3560 miles
Start: 12:05 End: 12:21

MCRCB BULLETIN TK129

2010 Yokohama/ACU British F2 Sidecar Championship / Swan Combi Challenge

RACE 3 - SECTOR ANALYSIS

45	ATKINSON / KNAPTON					C A W Racing					
1-		122.9	34.462	100.3	1:32.921	6-	52.183	120.5	35.313	99.6	1:27.496
2-	52.867	122.7	34.197	100.5	1:27.064	7-	53.018	120.7	34.218	101.7	1:27.236
3-	52.916	124.0	34.016	98.4	1:26.932	8-	51.801	123.8	33.984	99.6	1:25.785
4-	52.433	122.0	34.229	100.9	1:26.662	9-	51.567	121.1	33.927	100.8	1:25.494
5-	52.401	122.9	34.027	100.2	1:26.428	10-	52.226	121.1	33.991	100.6	1:26.217
57	WALLIS / WAREHAM					S Team Petpals					
1-		117.7	34.888	98.1	1:36.017	6-	53.138	115.7	36.290	96.8	1:29.428
2-	54.186	117.7	34.885	97.3	1:29.071	7-	54.353	114.3	35.140	97.8	1:29.493
3-	53.034	117.5	34.518	97.5	1:27.552	8-	53.522	117.3	34.564	98.3	1:28.086
4-	53.153	116.1	34.150	96.4	1:27.303	9-	57.082	116.3	35.370	93.3	1:32.452
5-	53.461	115.7	34.816	95.7	1:28.277	10-	54.700	116.3	34.054	97.8	1:28.754
60	ROGERS / JONES					C Trentside Racing					
1-		117.3	35.718	96.4	1:40.355	6-	55.234	115.3	36.235	98.3	1:31.469
2-	55.385	118.4	35.792	96.7	1:31.177	7-	54.623	118.8	35.707	98.0	1:30.330
3-	55.068	117.7	35.679	96.8	1:30.747	8-	54.596	117.5	35.564	96.1	1:30.160
4-	54.980	117.9	35.530	96.0	1:30.510	9-	55.319	117.5	35.873	97.3	1:31.192
5-	54.443	116.9	35.809	95.6	1:30.252	10-	54.973	116.5	36.509	95.9	1:31.482
86	SANDERSON / SANDERSON					C Sanderson Racing					
1-		119.8	35.750	98.7	1:37.534	6-	53.011	119.6	34.893	99.0	1:27.904
2-	53.410	120.7	35.779	87.5	1:29.189	7-	53.704	117.7	34.560	99.1	1:28.264
3-	53.968	120.9	34.130	99.6	1:28.098	8-	53.143	119.2	35.343	98.3	1:28.486
4-	52.921	120.1	34.636	98.7	1:27.557	9-	54.251	120.7	34.584	98.3	1:28.835
5-	53.310	118.1	34.782	97.4	1:28.092	10-	53.857	118.6	34.328	96.6	1:28.185

Weather / Track : Sunny / Dry

Thrupton
Circuit Length = 2.3560 miles
Start: 12:05 End: 12:21

MCRCB BULLETIN TK130

2010 Yokohama/ACU British F2 Sidecar Championship / Swan Combi Challenge

RACE 3 - SPEED TRAPS

SECTOR 1				SECTOR 2			FINISH LINE			
POS	NO	NAME	MPH	NO	NAME	MPH	NO	NAME	MPH	
1	28	PEARCE / PEARCE	124.0				45	ATKINSON / KNAPTON	101.7	
2	45	ATKINSON / KNAPTON	124.0				1	HOLDEN / WINKLE	101.4	
3	12	ELMER / MARSHALL	123.8				2	NEARY / KNAPTON	101.1	
4	14	COOMBES / WYNN	123.8				12	ELMER / MARSHALL	101.1	
5	1	HOLDEN / WINKLE	123.4				25	FANWICK / CHAUHAN	100.8	
6	4	HANKS / WELLS	123.1				28	PEARCE / PEARCE	100.8	
7	2	NEARY / KNAPTON	122.7				14	COOMBES / WYNN	100.5	
8	9	EASTELL / SMITHIES	122.7				11	ALTON / HIGHTON	100.0	
9	25	FANWICK / CHAUHAN	122.7				10	BAKER / MILLIGAN	99.9	
10	10	BAKER / MILLIGAN	121.6				86	SANDERSON / SANDERSON	99.6	
11	22	KIMBERLEY / BELL	121.6				4	HANKS / WELLS	99.3	
12	29	KERSHAW / WILSON	121.4				22	KIMBERLEY / BELL	99.3	
13	27	BANKS / LEWIS	121.1				3	BRYAN / SAYERS	99.1	
14	42	BENNETT / PERRY	120.9				29	KERSHAW / WILSON	98.8	
15	86	SANDERSON / SANDERSON	120.9				42	BENNETT / PERRY	98.7	
16	26	ATKINSON / DAWSON	120.3				57	WALLIS / WAREHAM	98.3	
17	3	BRYAN / SAYERS	120.1				60	ROGERS / JONES	98.3	
18	11	ALTON / HIGHTON	120.1				27	BANKS / LEWIS	98.0	
19	60	ROGERS / JONES	118.8				9	EASTELL / SMITHIES	97.5	
20	32	LUMLEY / DEELEY	118.6				26	ATKINSON / DAWSON	96.7	
21	57	WALLIS / WAREHAM	117.7				34	SAUNDERS / STONE	96.6	
22	30	MAYERS / COOKE	117.3				30	MAYERS / COOKE	95.6	
23	34	SAUNDERS / STONE	117.3				32	LUMLEY / DEELEY	95.6	

Weather / Track : Sunny / Dry

Thruxton
Circuit Length = 2.3560 miles
Start: 12:05 End: 12:21

MCRCB BULLETIN TK131

2010 Yokohama/ACU British F2 Sidecar Championship / Swan Combi Challenge

RACE 3 - BEST SECTOR TIMES

SECTOR 1			SECTOR 2			IDEAL / BEST COMPARISON						
POS	NO	NAME	TIME	NO	NAME	TIME	POS	NO	NAME	IDEAL	BEST	DIFF
1	1	HOLDEN / WINKLE	50.582	2	NEARY / KNAPTON	32.202	1	2	NEARY / KNAPTON	1:22.867	1:23.138	0.271
2	2	NEARY / KNAPTON	50.665	1	HOLDEN / WINKLE	32.654	2	1	HOLDEN / WINKLE	1:23.236	1:23.236	0.000
3	4	HANKS / WELLS	51.454	12	ELMER / MARSHALL	33.500	3	4	HANKS / WELLS	1:25.071	1:25.347	0.276
4	29	KERSHAW / WILSON	51.567	3	BRYAN / SAYERS	33.560	4	14	COOMBES / WYNN	1:25.164	1:25.230	0.066
5	45	ATKINSON / KNAPTON	51.567	14	COOMBES / WYNN	33.585	5	29	KERSHAW / WILSON	1:25.206	1:25.274	0.068
6	14	COOMBES / WYNN	51.579	4	HANKS / WELLS	33.617	6	3	BRYAN / SAYERS	1:25.371	1:25.444	0.073
7	3	BRYAN / SAYERS	51.811	29	KERSHAW / WILSON	33.639	7	45	ATKINSON / KNAPTON	1:25.494	1:25.494	0.000
8	12	ELMER / MARSHALL	52.277	10	BAKER / MILLIGAN	33.789	8	12	ELMER / MARSHALL	1:25.777	1:25.777	0.000
9	42	BENNETT / PERRY	52.360	25	FANWICK / CHAUHAN	33.918	9	42	BENNETT / PERRY	1:26.314	1:26.314	0.000
10	25	FANWICK / CHAUHAN	52.462	45	ATKINSON / KNAPTON	33.927	10	25	FANWICK / CHAUHAN	1:26.380	1:26.523	0.143
11	28	PEARCE / PEARCE	52.701	42	BENNETT / PERRY	33.954	11	28	PEARCE / PEARCE	1:26.705	1:27.381	0.676
12	86	SANDERSON / SANDERSON	52.921	28	PEARCE / PEARCE	34.004	12	10	BAKER / MILLIGAN	1:26.837	1:26.837	0.000
13	57	WALLIS / WAREHAM	53.034	57	WALLIS / WAREHAM	34.054	13	86	SANDERSON / SANDERSON	1:27.051	1:27.557	0.506
14	9	EASTELL / SMITHIES	53.036	86	SANDERSON / SANDERSON	34.130	14	57	WALLIS / WAREHAM	1:27.088	1:27.303	0.215
15	26	ATKINSON / DAWSON	53.039	9	EASTELL / SMITHIES	34.250	15	9	EASTELL / SMITHIES	1:27.286	1:27.450	0.164
16	10	BAKER / MILLIGAN	53.048	26	ATKINSON / DAWSON	34.376	16	26	ATKINSON / DAWSON	1:27.415	1:27.420	0.005
17	60	ROGERS / JONES	54.443	22	KIMBERLEY / BELL	34.584	17	11	ALTON / HIGHTON	1:29.750	1:29.842	0.092
18	11	ALTON / HIGHTON	54.461	11	ALTON / HIGHTON	35.289	18	22	KIMBERLEY / BELL	1:29.897		
19	34	SAUNDERS / STONE	54.510	60	ROGERS / JONES	35.530	19	60	ROGERS / JONES	1:29.973	1:30.160	0.187
20	22	KIMBERLEY / BELL	55.313	34	SAUNDERS / STONE	35.570	20	34	SAUNDERS / STONE	1:30.080	1:30.098	0.018
21	30	MAYERS / COOKE	55.530	30	MAYERS / COOKE	36.136	21	30	MAYERS / COOKE	1:31.666	1:31.674	0.008
22	32	LUMLEY / DEELEY	56.085	32	LUMLEY / DEELEY	36.399	22	32	LUMLEY / DEELEY	1:32.484	1:33.319	0.835
23	27	BANKS / LEWIS	56.353	27	BANKS / LEWIS	37.411	23	27	BANKS / LEWIS	1:33.764	1:33.764	0.000
Perfect lap										1:22.784		

Weather / Track : Sunny / Dry

Thrupton
Circuit Length = 2.3560 miles
Start: 12:05 End: 12:21

MCRCB BULLETIN TK186

**2010 Yokohama/ACU British F2 Sidecar Championship / Swan Combi Challenge
RACE 10 - CLASSIFICATION**

POS	NO	CL	NAME	ENTRY	LAPS	TIME	GAP	DIFF	MPH	BEST	ON
1	2	S	NEARY / KNAPTON	LCR Honda - Dave Hudspeth Carpets/Honc	10	14:02.493			100.67	1:22.871	5
2	4	S	HANKS / WELLS	Molyneux Rose Suzuki - Hanks Racing	10	14:26.026	23.533	23.533	97.93	1:25.168	10
3	29	C	KERSHAW / WILSON	LCR Suzuki - Kershaw Racing	10	14:26.876	24.383	0.850	97.84	1:25.019	10
4	3	S	BRYAN / SAYERS	Baker Honda - Bryan Racing	10	14:35.177	32.684	8.301	96.91	1:26.120	7
5	42	C	BENNETT / PERRY	Shelbourne Honda - MCR Moo F2	10	14:40.126	37.633	4.949	96.36	1:26.702	10
6	9	C	EASTELL / SMITHIES	Baker Yamaha - Lee-fm.co.uk	10	14:40.550	38.057	0.424	96.32	1:26.378	10
7	22	S	KIMBERLEY / BELL	Ireson Honda - D K Racing	10	14:42.321	39.828	1.771	96.12	1:27.270	8
8	26	C	ATKINSON / DAWSON	BLR Yamaha - Clifton Motorsport	10	14:51.237	48.744	8.916	95.16	1:27.020	4
9	10	S	BAKER / MILLIGAN	Baker Suzuki - Milligan Cumbria Express	10	14:52.251	49.758	1.014	95.05	1:28.044	3
10	57	S	WALLIS / WAREHAM	LCR Honda - Team Petpals	10	14:52.970	50.477	0.719	94.98	1:27.238	4
11	86	C	SANDERSON / SANDERSON	DDR 600 Suzuki - Sanderson Racing	10	14:55.094	52.601	2.124	94.75	1:27.829	6
12	17	S	BAKER / KILLINGSWORTH	Shelbourne Honda - D&J Bike Spares (Linc	10	15:09.556	1:07.063	14.462	93.24	1:29.025	3
13	60	C	ROGERS / JONES	LCR Honda - Trentside Racing	10	15:20.380	1:17.887	10.824	92.15	1:30.226	10
14	30	C	MAYERS / COOKE	Shelbourne Suzuki - M.C.R.	10	15:22.052	1:19.559	1.672	91.98	1:30.316	2
15	27	C	BANKS / LEWIS	LCR Suzuki - Banks Racing	10	15:43.462	1:40.969	21.410	89.89	1:31.732	7

NOT CLASSIFIED

DNF	12	S	ELMER / MARSHALL	Ireson Yamaha - T&D Racing	9	13:36.685	1 lap	1 lap	93.46	1:28.391	2
DNF	34	C	SAUNDERS / STONE	Suzuki - KCP Env / Lumley Eng	9	14:00.358	1 lap	23.673	90.83	1:31.192	3
DNF	1	S	HOLDEN / WINKLE	LCR Suzuki - Holden Racing	7	9:51.715	3 laps	2 laps	100.33	1:23.464	4
DNF	25	C	FANWICK / CHAUHAN	Honda - D&D Windle	4	5:56.252	6 laps	3 laps	95.23	1:26.527	4
DNF	45	C	ATKINSON / KNAPTON	LCR Suzuki - A W Racing	4	5:56.898	6 laps	0.646	95.05	1:27.306	2
DNF	28	C	PEARCE / PEARCE	LCR Suzuki - Pearce Racing	4	6:01.692	6 laps	4.794	93.79	1:27.651	4
DNF	32	C	LUMLEY / DEELEY	Lumley Kawasaki - KCP Environmental Lur	2	3:37.661	8 laps	2 laps	77.93		

FASTEST LAP

2	S	NEARY / KNAPTON	LCR Honda - Dave Hudspeth Carpets/Honc	5	1:22.871	102.34 mph	164.71 kph
29	C	KERSHAW / WILSON	LCR Suzuki - Kershaw Racing	10	1:25.019	99.76 mph	160.54 kph

Weather / Track : Sunny / Dry

These results are provisional until the conclusion of any judicial and technical matters.

Thruxton

Circuit Length = 2.3560 miles

Start: 17:28 End: 17:44

Race Director :	Stewards :	Timekeeper :
-----------------	------------	--------------

2010 Yokohama/ACU British F2 Sidecar Championship / Swan Combi Challenge

RACE 10 - LAP CHART

Lap 1			Lap 2			Lap 3			Lap 4			Lap 5		
No	Behind	Laptime	No	Behind	Laptime	No	Behind	Laptime	No	Behind	Laptime	No	Behind	Laptime
2		1:28.055	1		1:24.383	1		1:23.932	1		1:23.464	1		1:23.713
1	0.424	1:28.479	2	1.550	1:26.357	2	1.455	1:23.837	2	1.474	1:23.483	2	0.632	1:22.871
22	2.935	1:30.990	3	5.862	1:27.538	3	8.889	1:26.959	4	12.502	1:26.051	4	14.350	1:25.561
3	3.131	1:31.186	22	6.686	1:28.558	4	9.915	1:27.001	3	12.765	1:27.340	29	15.587	1:25.684
4	3.512	1:31.567	4	6.846	1:28.141	22	10.667	1:27.913	29	13.616	1:26.249	3	17.020	1:27.968
29	3.806	1:31.861	42	7.487	1:28.040	29	10.831	1:26.696	22	15.232	1:28.029	22	19.012	1:27.493
42	4.254	1:32.309	29	8.067	1:29.068	42	11.342	1:27.787	42	15.555	1:27.677	42	19.375	1:27.533
12	4.509	1:32.564	12	8.093	1:28.391	9	11.653	1:27.393	9	15.820	1:27.631	9	19.615	1:27.508
9	4.968	1:33.023	9	8.192	1:28.031	45	12.587	1:28.292	25	15.994	1:26.527	26	22.801	1:29.328
45	5.728	1:33.783	45	8.227	1:27.306	25	12.931	1:28.308	45	16.640	1:27.517	10	26.071	1:29.078
26	6.209	1:34.264	25	8.555	1:26.668	26	13.630	1:28.443	26	17.186	1:27.020	57	28.011	1:29.929
25	6.694	1:34.749	26	9.119	1:27.717	12	14.572	1:30.411	10	20.706	1:28.577	12	28.635	1:31.171
86	7.334	1:35.389	10	11.481	1:28.526	10	15.593	1:28.044	12	21.177	1:30.069	86	31.257	1:29.382
10	7.762	1:35.817	28	12.458	1:28.841	28	17.247	1:28.721	28	21.434	1:27.651	17	32.500	1:30.079
28	8.424	1:36.479	57	12.934	1:28.863	57	18.021	1:29.019	57	21.795	1:27.238	30	39.259	1:31.818
57	8.878	1:36.933	86	13.308	1:30.781	17	19.413	1:29.025	86	25.588	1:29.385	60	41.062	1:32.696
17	10.008	1:38.063	17	14.320	1:29.119	86	19.667	1:30.291	17	26.134	1:30.185	34	45.785	1:34.292
30	10.780	1:38.835	30	16.289	1:30.316	30	23.519	1:31.162	30	31.154	1:31.099	27	49.534	1:33.362
60	11.257	1:39.312	60	17.710	1:31.260	60	24.155	1:30.377	60	32.079	1:31.388			
34	12.204	1:40.259	34	18.792	1:31.395	34	26.052	1:31.192	34	35.206	1:32.618			
27	14.414	1:42.469	27	21.473	1:31.866	27	29.674	1:32.133	27	39.885	1:33.675			
32	16.841	1:44.896	32	44.799	1:52.765 P									

2010 Yokohama/ACU British F2 Sidecar Championship / Swan Combi Challenge

RACE 10 - LAP CHART

Lap 6			Lap 7			Lap 8			Lap 9			Lap 10		
No	Behind	Laptime	No	Behind	Laptime	No	Behind	Laptime	No	Behind	Laptime	No	Behind	Laptime
2		1:23.264	2		1:23.387	2		1:23.333	2		1:23.468	2		1:24.438
1	0.088	1:23.984	1	0.461	1:23.760	4	21.007	1:25.494	4	22.803	1:25.264	4	23.533	1:25.168
4	16.533	1:26.079	4	18.846	1:25.700	29	21.778	1:25.436	29	23.802	1:25.492	29	24.383	1:25.019
29	17.414	1:25.723	29	19.675	1:25.648	3	25.740	1:26.318	3	30.947	1:28.675	3	32.684	1:26.175
3	20.022	1:26.898	3	22.755	1:26.120	42	31.472	1:26.938	42	35.369	1:27.365	42	37.633	1:26.702
42	23.766	1:28.287	42	27.867	1:27.488	22	32.028	1:27.270	9	36.117	1:27.048	9	38.057	1:26.378
22	24.013	1:28.897	22	28.091	1:27.465	9	32.537	1:27.285	22	36.694	1:28.134	22	39.828	1:27.572
9	24.153	1:28.434	9	28.585	1:27.819	26	36.224	1:28.421	26	41.440	1:28.684	26	48.744	1:31.742
26	26.536	1:27.631	26	31.136	1:27.987	10	40.831	1:28.287	10	45.657	1:28.294	10	49.758	1:28.539
10	30.951	1:28.776	10	35.877	1:28.313	57	41.501	1:28.213	57	45.948	1:27.915	57	50.477	1:28.967
57	32.507	1:28.392	57	36.621	1:27.501	86	44.284	1:27.830	86	49.003	1:28.187	86	52.601	1:28.036
12	33.569	1:28.830	12	38.721	1:28.539	12	44.972	1:29.584	12	58.630	1:37.126	P 17	1:07.063	1:31.216
86	35.190	1:27.829	86	39.787	1:27.984	17	52.533	1:30.571	17	1:00.285	1:31.220	60	1:17.887	1:30.226
17	38.158	1:29.554	17	45.295	1:30.524	60	1:03.352	1:31.433	60	1:12.099	1:32.215	30	1:19.559	1:31.603
30	47.181	1:31.818	30	55.224	1:31.430	30	1:03.872	1:31.981	30	1:12.394	1:31.990	27	1:40.969	1:41.308
60	47.712	1:30.546	60	55.252	1:30.927	34	1:14.148	1:33.126	34	1:22.303	1:31.623	P		
34	55.473	1:33.584	34	1:04.355	1:32.269	27	1:15.147	1:32.481	27	1:24.099	1:32.420			
27	57.654	1:32.016	27	1:05.999	1:31.732									

MCRCB BULLETIN TK188

2010 Yokohama/ACU British F2 Sidecar Championship / Swan Combi Challenge RACE 10 - POSITION CHART

No	Name	Laps Pos	Laps										
			1	2	3	4	5	6	7	8	9	10	
2	NEARY / KNAPTON	1	2	1	1	1	1	2	2	2	2	2	2
1	HOLDEN / WINKLE	2	1	2	2	2	2	1	1	4	4	4	4
22	KIMBERLEY / BELL	3	22	3	3	4	4	4	4	29	29	29	29
3	BRYAN / SAYERS	4	3	22	4	3	29	29	29	3	3	3	3
4	HANKS / WELLS	5	4	4	22	29	3	3	3	42	42	42	42
29	KERSHAW / WILSON	6	29	42	29	22	22	42	42	22	9	9	9
42	BENNETT / PERRY	7	42	29	42	42	42	22	22	9	22	22	22
12	ELMER / MARSHALL	8	12	12	9	9	9	9	9	26	26	26	26
9	EASTELL / SMITHIES	9	9	9	45	25	26	26	26	10	10	10	10
45	ATKINSON / KNAPTON	10	45	45	25	45	10	10	10	57	57	57	57
26	ATKINSON / DAWSON	11	26	25	26	26	57	57	57	86	86	86	86
25	FANWICK / CHAUHAN	12	25	26	12	10	12	12	12	12	12	17	17
86	SANDERSON / SANDE	13	86	10	10	12	86	86	86	17	17	60	60
10	BAKER / MILLIGAN	14	10	28	28	28	17	17	17	60	60	30	30
28	PEARCE / PEARCE	15	28	57	57	57	30	30	30	30	30	27	27
57	WALLIS / WAREHAM	16	57	86	17	86	60	60	60	34	34	27	27
17	BAKER / KILLINGSWOF	17	17	17	86	17	34	34	34	27	27	27	27
30	MAYERS / COOKE	18	30	30	30	30	27	27	27	27	27	27	27
60	ROGERS / JONES	19	60	60	60	60	60	60	60	60	60	60	60
34	SAUNDERS / STONE	20	34	34	34	34	34	34	34	34	34	34	34
27	BANKS / LEWIS	21	27	27	27	27	27	27	27	27	27	27	27
32	LUMLEY / DEELEY	22	32	32	32	32	32	32	32	32	32	32	32

Weather / Track : Sunny / Dry

Thrupton
Circuit Length = 2.3560 miles
Start: 17:28 End: 17:44

MCRCB BULLETIN TK189

2010 Yokohama/ACU British F2 Sidecar Championship / Swan Combi Challenge

RACE 10 - SECTOR ANALYSIS

1	HOLDEN / WINKLE				S	Holden Racing					
1-		120.7	33.068	100.3	1:28.479	5-	50.910	120.9	32.803	98.5	1:23.713
2-	51.054	122.2	33.329	98.5	1:24.383	6-	50.956	120.5	33.028	98.5	1:23.984
3-	51.329	121.1	32.603	98.8	1:23.932	7-	51.264	120.9	32.496	96.6	1:23.760
4-	50.816	120.7	32.648	99.7	1:23.464						
2	NEARY / KNAPTON				S	Dave Hudspeth Carpets/Honda UK					
1-		123.4	32.288	98.3	1:28.055	6-	50.648	122.2	32.616	97.8	1:23.264
2-	51.472	120.1	34.885	95.9	1:26.357	7-	50.717	120.1	32.670	97.3	1:23.387
3-	51.248	120.3	32.589	97.5	1:23.837	8-	50.782	121.1	32.551	98.5	1:23.333
4-	51.114	121.8	32.369	100.0	1:23.483	9-	50.691	119.8	32.777	99.4	1:23.468
5-	50.511	121.4	32.360	98.4	1:22.871	10-	50.775	120.9	33.663	98.8	1:24.438
3	BRYAN / SAYERS				S	Bryan Racing					
1-		119.2	34.425	95.7	1:31.186	6-	52.903	116.9	33.995	96.0	1:26.898
2-	53.227	117.1	34.311	94.2	1:27.538	7-	52.514	117.1	33.606	96.4	1:26.120
3-	53.046	116.3	33.913	96.0	1:26.959	8-	52.474	116.7	33.844	95.6	1:26.318
4-	52.870	116.7	34.470	97.5	1:27.340	9-	54.322	116.5	34.353	95.9	1:28.675
5-	54.030	116.1	33.938	96.1	1:27.968	10-	52.478	117.1	33.697	96.3	1:26.175
4	HANKS / WELLS				S	Hanks Racing					
1-		122.5	34.400	96.6	1:31.567	6-	52.285	117.7	33.794	95.3	1:26.079
2-	53.286	120.5	34.855	95.1	1:28.141	7-	51.797	117.5	33.903	95.1	1:25.700
3-	53.126	120.1	33.875	96.8	1:27.001	8-	51.693	117.7	33.801	94.9	1:25.494
4-	52.128	117.9	33.923	96.0	1:26.051	9-	51.454	117.5	33.810	95.6	1:25.264
5-	51.646	117.9	33.915	95.6	1:25.561	10-	51.428	118.6	33.740	96.0	1:25.168
9	EASTELL / SMITHIES				C	Lee-fm.co.uk					
1-		119.2	33.955	96.3	1:33.023	6-	53.821	120.5	34.613	94.8	1:28.434
2-	53.540	119.4	34.491	93.7	1:28.031	7-	53.990	119.8	33.829	94.6	1:27.819
3-	53.717	117.7	33.676	96.7	1:27.393	8-	53.025	120.9	34.260	95.6	1:27.285
4-	53.489	120.9	34.142	97.4	1:27.631	9-	53.335	119.8	33.713	96.0	1:27.048
5-	53.195	120.9	34.313	96.6	1:27.508	10-	52.847	119.6	33.531	94.2	1:26.378
10	BAKER / MILLIGAN				S	Milligan Cumbria Express					
1-		117.5	34.704	97.7	1:35.817	6-	53.735	117.7	35.041	97.4	1:28.776
2-	53.947	116.5	34.579	97.5	1:28.526	7-	54.029	117.9	34.284	97.1	1:28.313
3-	53.767	117.5	34.277	97.4	1:28.044	8-	53.697	118.1	34.590	97.7	1:28.287
4-	53.598	119.4	34.979	97.3	1:28.577	9-	53.544	118.8	34.750	96.3	1:28.294
5-	54.444	117.5	34.634	97.4	1:29.078	10-	53.792	118.6	34.747	95.3	1:28.539
12	ELMER / MARSHALL				S	T&D Racing					
1-		118.4	34.038	98.1	1:32.564	6-	54.288	113.7	34.542	91.9	1:28.830
2-	53.632	117.5	34.759	94.6	1:28.391	7-	53.892	116.1	34.647	93.9	1:28.539
3-	54.775	112.8	35.636	92.9	1:30.411	8-	53.971	112.6	35.613	88.3	1:29.584
4-	54.244	113.2	35.825	92.1	1:30.069	9-	57.365	95.5	In		1:37.126 P
5-	55.698	112.8	35.473	91.4	1:31.171						
17	BAKER / KILLINGSWORTH				S	D&J Bike Spares (Lincoln)					
1-		116.3	35.289	94.5	1:38.063	6-	54.332	113.6	35.222	94.2	1:29.554
2-	54.145	116.9	34.974	96.1	1:29.119	7-	54.846	112.4	35.678	94.2	1:30.524
3-	54.028	118.8	34.997	93.2	1:29.025	8-	54.972	113.2	35.599	94.9	1:30.571
4-	54.682	111.7	35.503	94.6	1:30.185	9-	55.201	113.9	36.019	93.2	1:31.220
5-	54.848	114.5	35.231	95.7	1:30.079	10-	55.409	110.9	35.807	92.9	1:31.216
22	KIMBERLEY / BELL				S	D K Racing					
1-		122.9	34.071	97.7	1:30.990	6-	53.713	120.1	35.184	96.0	1:28.897
2-	53.625	120.5	34.933	96.3	1:28.558	7-	53.416	121.4	34.049	97.5	1:27.465
3-	53.123	119.8	34.790	97.5	1:27.913	8-	53.050	121.4	34.220	98.4	1:27.270
4-	53.490	120.7	34.539	97.7	1:28.029	9-	53.076	120.3	35.058	98.3	1:28.134
5-	52.969	120.9	34.524	98.4	1:27.493	10-	52.779	121.8	34.793	96.1	1:27.572

Weather / Track : Sunny / Dry

Thrupton
Circuit Length = 2.3560 miles
Start: 17:28 End: 17:44

MCRCB BULLETIN TK189

2010 Yokohama/ACU British F2 Sidecar Championship / Swan Combi Challenge

RACE 10 - SECTOR ANALYSIS

25	FANWICK / CHAUHAN		C		D&D Windle						
1-		119.4	35.203	97.5	1:34.749	3-	54.267	118.1	34.041	99.6	1:28.308
2-	52.623	120.3	34.045	98.8	1:26.668	4-	52.624	119.4	33.903	97.5	1:26.527
26	ATKINSON / DAWSON		C		Clifton Motorsport						
1-		113.9	35.018	93.9	1:34.264	6-	52.880	113.4	34.751	93.2	1:27.631
2-	53.337	115.1	34.380	95.1	1:27.717	7-	53.176	112.8	34.811	93.5	1:27.987
3-	54.004	116.9	34.439	93.3	1:28.443	8-	53.283	113.2	35.138	92.4	1:28.421
4-	52.625	114.9	34.395	94.9	1:27.020	9-	52.975	114.1	35.709	93.1	1:28.684
5-	54.325	112.6	35.003	91.7	1:29.328	10-	53.260	114.9	38.482	91.8	1:31.742
27	BANKS / LEWIS		C		Banks Racing						
1-		118.6	37.363	96.3	1:42.469	6-	56.503	116.7	35.513	97.0	1:32.016
2-	55.772	117.9	36.094	98.4	1:31.866	7-	55.482	119.4	36.250	97.4	1:31.732
3-	55.816	119.4	36.317	97.7	1:32.133	8-	56.130	119.8	36.351	98.4	1:32.481
4-	56.155	117.7	37.520	96.3	1:33.675	9-	55.767	116.1	36.653	94.1	1:32.420
5-	57.119	118.1	36.243	96.6	1:33.362	10-	1:01.462	115.9	39.846	83.6	1:41.308
28	PEARCE / PEARCE		C		Pearce Racing						
1-		119.0	34.645	97.0	1:36.479	3-	54.186	118.6	34.535	96.6	1:28.721
2-	53.515	117.5	35.326	91.2	1:28.841	4-	52.849	117.5	34.802	96.3	1:27.651
29	KERSHAW / WILSON		C		Kershaw Racing						
1-		118.1	34.228	96.7	1:31.861	6-	51.814	119.4	33.909	96.4	1:25.723
2-	53.335	119.0	35.733	93.6	1:29.068	7-	51.673	120.1	33.975	95.9	1:25.648
3-	52.624	118.8	34.072	96.6	1:26.696	8-	51.414	119.8	34.022	95.7	1:25.436
4-	52.173	119.0	34.076	97.1	1:26.249	9-	51.515	120.3	33.977	96.7	1:25.492
5-	51.823	119.0	33.861	96.7	1:25.684	10-	51.355	120.3	33.664	96.8	1:25.019
30	MAYERS / COOKE		C		M.C.R.						
1-		113.6	35.715	94.8	1:38.835	6-	55.283	113.6	36.535	92.8	1:31.818
2-	54.950	113.6	35.366	95.3	1:30.316	7-	55.228	114.1	36.202	90.9	1:31.430
3-	55.242	115.1	35.920	95.3	1:31.162	8-	56.092	115.1	35.889	92.8	1:31.981
4-	55.215	113.7	35.884	94.1	1:31.099	9-	55.432	114.1	36.558	90.3	1:31.990
5-	55.776	112.0	36.042	93.3	1:31.818	10-	56.161	114.3	35.442	92.4	1:31.603
32	LUMLEY / DEELEY		C		KCP Environmental Lumley Eng						
1-		115.5	40.613	64.6	1:44.896	2-	1:09.074	87.8	In		1:52.765 P
34	SAUNDERS / STONE		C		KCP Env / Lumley Eng						
1-		110.9	35.689	94.4	1:40.259	6-	56.866	108.6	36.718	93.9	1:33.584
2-	55.522	111.3	35.873	93.5	1:31.395	7-	55.717	102.8	36.552	94.8	1:32.269
3-	55.438	110.4	35.754	93.7	1:31.192	8-	56.188	106.9	36.938	95.6	1:33.126
4-	55.906	109.7	36.712	95.1	1:32.618	9-	56.151	105.5	In		1:31.623 P
5-	57.076	109.3	37.216	93.2	1:34.292						
42	BENNETT / PERRY		C		MCR Moo F2						
1-		118.8	34.283	94.6	1:32.309	6-	53.800	117.3	34.487	92.6	1:28.287
2-	53.243	119.2	34.797	93.7	1:28.040	7-	53.103	118.1	34.385	94.8	1:27.488
3-	53.642	119.6	34.145	95.9	1:27.787	8-	52.857	116.3	34.081	94.5	1:26.938
4-	53.500	117.1	34.177	95.7	1:27.677	9-	52.763	116.9	34.602	92.8	1:27.365
5-	53.154	117.7	34.379	95.6	1:27.533	10-	52.817	117.5	33.885	94.1	1:26.702
45	ATKINSON / KNAPTON		C		A W Racing						
1-		120.5	34.237	99.4	1:33.783	3-	54.479	120.3	33.813	100.0	1:28.292
2-	53.092	118.6	34.214	99.1	1:27.306	4-	52.992	122.2	34.525	99.4	1:27.517
57	WALLIS / WAREHAM		S		Team Petpals						
1-		116.7	35.222	94.8	1:36.933	6-	53.599	114.5	34.793	94.5	1:28.392
2-	53.925	117.1	34.938	94.2	1:28.863	7-	53.148	116.1	34.353	95.2	1:27.501
3-	54.663	115.5	34.356	96.1	1:29.019	8-	53.494	116.5	34.719	94.9	1:28.213

Weather / Track : Sunny / Dry

Thrupton
Circuit Length = 2.3560 miles
Start: 17:28 End: 17:44

2010 Yokohama/ACU British F2 Sidecar Championship / Swan Combi Challenge

RACE 10 - SECTOR ANALYSIS

4-	52.853	117.5	34.385	97.0	1:27.238	9-	53.396	115.5	34.519	95.2	1:27.915
5-	55.213	112.4	34.716	95.5	1:29.929	10-	54.250	114.3	34.717	94.0	1:28.967
60	ROGERS / JONES				C	Trentside Racing					
1-		114.7	35.968	94.6	1:39.312	6-	55.032	116.1	35.514	94.8	1:30.546
2-	55.370	116.3	35.890	95.2	1:31.260	7-	55.139	114.9	35.788	94.8	1:30.927
3-	54.667	114.9	35.710	96.1	1:30.377	8-	55.144	114.9	36.289	92.9	1:31.433
4-	55.191	113.9	36.197	94.4	1:31.388	9-	56.584	115.1	35.631	94.6	1:32.215
5-	56.092	113.4	36.604	94.0	1:32.696	10-	54.449	115.1	35.777	94.2	1:30.226
86	SANDERSON / SANDERSON				C	Sanderson Racing					
1-		116.7	34.453	97.4	1:35.389	6-	53.236	118.6	34.593	96.7	1:27.829
2-	53.033	117.1	37.748	92.2	1:30.781	7-	53.469	116.5	34.515	96.8	1:27.984
3-	54.396	118.1	35.895	91.5	1:30.291	8-	53.383	117.9	34.447	96.0	1:27.830
4-	53.982	114.1	35.403	96.3	1:29.385	9-	53.430	115.7	34.757	96.3	1:28.187
5-	54.644	115.7	34.738	96.0	1:29.382	10-	53.232	117.5	34.804	94.4	1:28.036

Weather / Track : Sunny / Dry

Thruxton
Circuit Length = 2.3560 miles
Start: 17:28 End: 17:44

MCRCB BULLETIN TK190

2010 Yokohama/ACU British F2 Sidecar Championship / Swan Combi Challenge

RACE 10 - SPEED TRAPS

POS	SECTOR 1			SECTOR 2			FINISH LINE		
	NO	NAME	MPH	NO	NAME	MPH	NO	NAME	MPH
1	2	NEARY / KNAPTON	123.4				1	HOLDEN / WINKLE	100.3
2	22	KIMBERLEY / BELL	122.9				2	NEARY / KNAPTON	100.0
3	4	HANKS / WELLS	122.5				45	ATKINSON / KNAPTON	100.0
4	1	HOLDEN / WINKLE	122.2				25	FANWICK / CHAUHAN	99.6
5	45	ATKINSON / KNAPTON	122.2				22	KIMBERLEY / BELL	98.4
6	9	EASTELL / SMITHIES	120.9				27	BANKS / LEWIS	98.4
7	25	FANWICK / CHAUHAN	120.3				12	ELMER / MARSHALL	98.1
8	29	KERSHAW / WILSON	120.3				10	BAKER / MILLIGAN	97.7
9	27	BANKS / LEWIS	119.8				3	BRYAN / SAYERS	97.5
10	42	BENNETT / PERRY	119.6				9	EASTELL / SMITHIES	97.4
11	10	BAKER / MILLIGAN	119.4				86	SANDERSON / SANDERSON	97.4
12	3	BRYAN / SAYERS	119.2				29	KERSHAW / WILSON	97.1
13	28	PEARCE / PEARCE	119.0				28	PEARCE / PEARCE	97.0
14	17	BAKER / KILLINGSWORTH	118.8				57	WALLIS / WAREHAM	97.0
15	86	SANDERSON / SANDERSON	118.6				4	HANKS / WELLS	96.8
16	12	ELMER / MARSHALL	118.4				17	BAKER / KILLINGSWORTH	96.1
17	57	WALLIS / WAREHAM	117.5				60	ROGERS / JONES	96.1
18	26	ATKINSON / DAWSON	116.9				42	BENNETT / PERRY	95.9
19	60	ROGERS / JONES	116.3				34	SAUNDERS / STONE	95.6
20	32	LUMLEY / DEELEY	115.5				30	MAYERS / COOKE	95.3
21	30	MAYERS / COOKE	115.1				26	ATKINSON / DAWSON	95.1
22	34	SAUNDERS / STONE	111.3				32	LUMLEY / DEELEY	64.6

Weather / Track : Sunny / Dry

Thrupton
Circuit Length = 2.3560 miles
Start: 17:28 End: 17:44

MCRCB BULLETIN TK191

2010 Yokohama/ACU British F2 Sidecar Championship / Swan Combi Challenge

RACE 10 - BEST SECTOR TIMES

SECTOR 1			SECTOR 2			IDEAL / BEST COMPARISON						
POS	NO	NAME	TIME	NO	NAME	TIME	POS	NO	NAME	IDEAL	BEST	DIFF
1	2	NEARY / KNAPTON	50.511	2	NEARY / KNAPTON	32.288	1	2	NEARY / KNAPTON	1:22.799	1:22.871	0.072
2	1	HOLDEN / WINKLE	50.816	1	HOLDEN / WINKLE	32.496	2	1	HOLDEN / WINKLE	1:23.312	1:23.464	0.152
3	29	KERSHAW / WILSON	51.355	9	EASTELL / SMITHIES	33.531	3	29	KERSHAW / WILSON	1:25.019	1:25.019	0.000
4	4	HANKS / WELLS	51.428	3	BRYAN / SAYERS	33.606	4	4	HANKS / WELLS	1:25.168	1:25.168	0.000
5	3	BRYAN / SAYERS	52.474	29	KERSHAW / WILSON	33.664	5	3	BRYAN / SAYERS	1:26.080	1:26.120	0.040
6	25	FANWICK / CHAUHAN	52.623	4	HANKS / WELLS	33.740	6	9	EASTELL / SMITHIES	1:26.378	1:26.378	0.000
7	26	ATKINSON / DAWSON	52.625	45	ATKINSON / KNAPTON	33.813	7	25	FANWICK / CHAUHAN	1:26.526	1:26.527	0.001
8	42	BENNETT / PERRY	52.763	42	BENNETT / PERRY	33.885	8	42	BENNETT / PERRY	1:26.648	1:26.702	0.054
9	22	KIMBERLEY / BELL	52.779	25	FANWICK / CHAUHAN	33.903	9	45	ATKINSON / KNAPTON	1:26.805	1:27.306	0.501
10	9	EASTELL / SMITHIES	52.847	12	ELMER / MARSHALL	34.038	10	22	KIMBERLEY / BELL	1:26.828	1:27.270	0.442
11	28	PEARCE / PEARCE	52.849	22	KIMBERLEY / BELL	34.049	11	26	ATKINSON / DAWSON	1:27.005	1:27.020	0.015
12	57	WALLIS / WAREHAM	52.853	10	BAKER / MILLIGAN	34.277	12	57	WALLIS / WAREHAM	1:27.206	1:27.238	0.032
13	45	ATKINSON / KNAPTON	52.992	57	WALLIS / WAREHAM	34.353	13	28	PEARCE / PEARCE	1:27.384	1:27.651	0.267
14	86	SANDERSON / SANDERSON	53.033	26	ATKINSON / DAWSON	34.380	14	86	SANDERSON / SANDERSON	1:27.480	1:27.829	0.349
15	10	BAKER / MILLIGAN	53.544	86	SANDERSON / SANDERSON	34.447	15	12	ELMER / MARSHALL	1:27.670	1:28.391	0.721
16	12	ELMER / MARSHALL	53.632	28	PEARCE / PEARCE	34.535	16	10	BAKER / MILLIGAN	1:27.821	1:28.044	0.223
17	17	BAKER / KILLINGSWORTH	54.028	17	BAKER / KILLINGSWORTH	34.974	17	17	BAKER / KILLINGSWORTH	1:29.002	1:29.025	0.023
18	60	ROGERS / JONES	54.449	30	MAYERS / COOKE	35.366	18	60	ROGERS / JONES	1:29.963	1:30.226	0.263
19	30	MAYERS / COOKE	54.950	27	BANKS / LEWIS	35.513	19	30	MAYERS / COOKE	1:30.316	1:30.316	0.000
20	34	SAUNDERS / STONE	55.438	60	ROGERS / JONES	35.514	20	27	BANKS / LEWIS	1:30.995	1:31.732	0.737
21	27	BANKS / LEWIS	55.482	34	SAUNDERS / STONE	35.689	21	34	SAUNDERS / STONE	1:31.127	1:31.192	0.065
22	32	LUMLEY / DEELEY	59.837	32	LUMLEY / DEELEY	40.613	22	32	LUMLEY / DEELEY	1:40.450		
Perfect lap										1:22.799		

Weather / Track : Sunny / Dry

Thrupton
Circuit Length = 2.3560 miles
Start: 17:28 End: 17:44

