



SWAN COMBI CHALLENGE

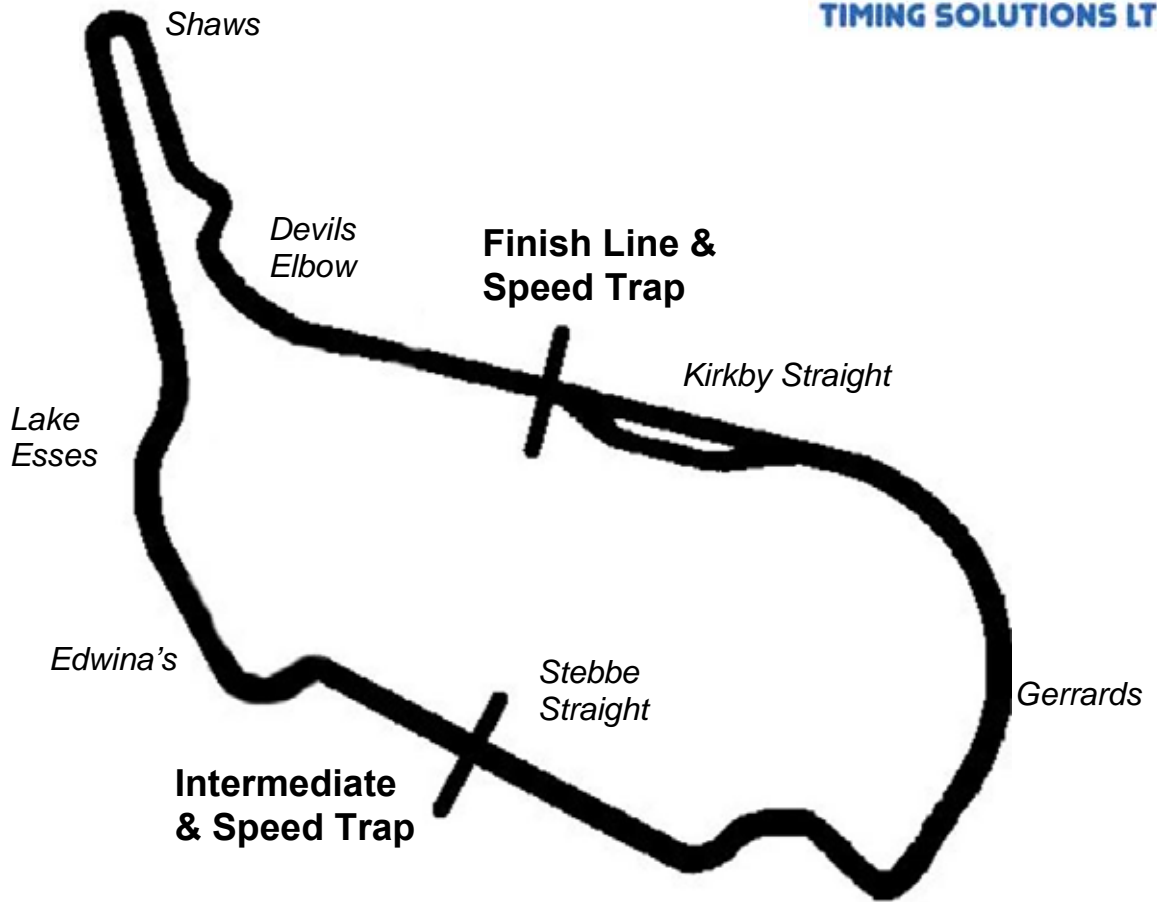
Mallory Park

25th – 27th June 2010



Results Provided by Timing Solutions Ltd
www.tsl-timing.com

MALLORY PARK



Circuit Length: 1.4100 miles / 2269.2 metres
 Intermediate: 906 metres

Lap Records		Best Sector Information			
		Sector 1	Trap (mph)	Sector 2	F/L Trap (mph)
Superbikes	55.845	22.364	127.3	32.906	147.5
Supersport	57.409	22.670	119.2	33.546	134.2
125GP	59.886	23.897	102.1	35.723	114.5

MCRCB BULLETIN TK049

2010 Yokohama/ACU British F2 Sidecar Championship / Swan Combi Challenge FREE PRACTICE - CLASSIFICATION

POS	NO	CL	NAME	ENTRY	TIME	ON	LAPS	GAP	DIFF	MPH
1	1	S	HOLDEN / WINKLE	LCR Suzuki - Holden Racing	55.939	10	11			89.45
2	23	S	SMITH / SMITH	Shelbourne Honda - Wil Smith Racing	56.891	7	8	0.952	0.952	87.95
3	2	S	NEARY / KNAPTON	LCR Honda - Dave Hudspeth Carpets/Honda	57.006	5	10	1.067	0.115	87.78
4	57	S	WALLIS / WAREHAM	LCR Honda - Team Petpals	57.055	7	9	1.116	0.049	87.70
5	29	C	KERSHAW / WILSON	LCR Suzuki - Kershaw Racing	57.200	16	17	1.261	0.145	87.48
6	12	S	ELMER / MARSHALL	Ireson Yamaha - T&D Racing	57.477	7	17	1.538	0.277	87.06
7	45	C	ATKINSON / KNAPTON	LCR Suzuki - A W Racing	57.713	10	16	1.774	0.236	86.70
8	4	S	HANKS / WELLS	Molyneux Rose Suzuki - Hanks Racing	57.863	6	6	1.924	0.150	86.48
9	26	C	ATKINSON / DAWSON	BLR Yamaha - Clifton Motorsport	57.931	5	7	1.992	0.068	86.37
10	15	S	HARRISON / PATTERSON	Shelbourne Honda - PRS Racing	58.047	3	6	2.108	0.116	86.20
11	10	S	BAKER / MILLIGAN	Baker Suzuki - Cumbria Express	58.179	9	10	2.240	0.132	86.01
12	22	S	KIMBERLEY / BELL	Ireson Honda - D K Racing	58.194	5	8	2.255	0.015	85.98
13	3	S	BRYAN / SAYERS	Baker Honda - Bryan Racing	58.402	11	11	2.463	0.208	85.68
14	8	S	HENRY / SMITH	Windle Suzuki - Magnam Racing	58.859	4	6	2.920	0.457	85.01
15	42	C	BENNETT / PERRY	Shelbourne Honda - Mad Cow Racing	58.868	10	16	2.929	0.009	85.00
16	60	C	ROGERS / JONES	LCR Honda - Trentside Racing	58.941	4	8	3.002	0.073	84.89
17	17	S	BAKER / KILLINGSWORTH	Shelbourne Honda - D&J Bike Spares (Lincoln)	59.094	6	6	3.155	0.153	84.67
18	9	C	EASTELL / SMITHIES	Baker Yamaha - Lee-fm.co.uk	59.104	4	7	3.165	0.010	84.66
19	25	C	FENWICK / SAYERS	Shelbourne Honda - R Fenwick Freight	59.860	4	5	3.921	0.756	83.59
20	34	C	SAUNDERS / STONE	MR Equipe Suzuki - Stapletons Tyre Serv	59.954	12	13	4.015	0.094	83.46
21	86	C	SANDERSON / SANDERSON	DDR Suzuki - Sanderson Racing	1:00.220	9	10	4.281	0.266	83.09
22	21	C	LINDLEY / DAWSON	LCR Suzuki - Lindley Racing	1:00.338	8	8	4.399	0.118	82.93
23	31	C	DUKES / AYLOTT	BLR Honda - Dukes Racing	1:00.577	6	6	4.638	0.239	82.60
24	18	C	LILLE / MILLER	DMR Yamaha - Bell Yamaha Racing	1:00.743	6	12	4.804	0.166	82.38
25	28	C	PEARCE / PEARCE	LCR Suzuki - Pearce Racing	1:03.011	1	1	7.072	2.268	79.41
26	7	S	BELL / BELL	LCR Yamaha - Bell Yamaha Racing		0	0			

Weather / Track : Sunny / Dry

These results are provisional until the conclusion of any judicial and technical matters.

Mallory Park - Sidecars
Circuit Length = 1.3900 miles
Start: 12:25 End: 12:49

Race Director :	Stewards :	Timekeeper :
-----------------	------------	--------------

MCRCB BULLETIN TK050

2010 Yokohama/ACU British F2 Sidecar Championship / Swan Combi Challenge

FREE PRACTICE - SECTOR ANALYSIS

1	HOLDEN / WINKLE					S	Holden Racing				
1-	20.383	107.6	39.002	110.4	59.385	7-	18.834	108.8	37.412	108.8	56.246
2-	19.416	110.1	38.277	109.3	57.693	8-	3:26.705	106.6	38.828	108.6	4:05.533
3-	5:39.185	100.5	40.267	110.7	6:19.452	9-	19.520	109.3	37.678	108.6	57.198
4-	18.924	113.0	39.655	104.5	58.579	10-	18.772	110.1	37.167	107.9	55.939
5-	19.190	110.6	37.397	108.4	56.587	11-	18.689	110.6	40.251	87.7	58.940
6-	18.766	110.8	37.275	108.2	56.041						
2	NEARY / KNAPTON					S	Dave Hudspeth Carpets/Honda UK				
1-	20.471	104.2	39.790	105.8	1:00.261	6-	19.193	109.2	38.109	106.9	57.302
2-	19.688	109.7	39.266	105.8	58.954	7-	19.053	109.3	38.643	106.7	57.696
3-	5:39.979	109.3	39.191	108.9	6:19.170	8-	18.990	107.8	38.120	106.2	57.110
4-	19.323	110.1	37.965	106.4	57.288	9-	8:12.431	105.2	38.657	108.6	8:51.088
5-	19.273	109.5	37.733	107.2	57.006	10-	19.436	108.5	38.115	107.7	57.551
3	BRYAN / SAYERS					S	Bryan Racing				
1-	20.257	96.2	41.321	106.9	1:01.578	7-	19.422	98.1	40.041	106.7	59.463
2-	6:35.021	99.0	40.988	107.7	7:16.009	8-	19.410	107.6	39.852	106.5	59.262
3-	19.311	108.8	39.258	107.4	58.569	9-	19.226	106.7	39.909	107.0	59.135
4-	19.266	105.6	39.616	107.5	58.882	10-	19.296	107.6	39.393	106.7	58.689
5-	19.512	106.4	41.594	105.8	1:01.106	11-	19.257	107.1	39.145	105.7	58.402
6-	19.416	107.9	39.170	107.2	58.586						
4	HANKS / WELLS					S	Hanks Racing				
1-	20.060	104.7	39.594	106.5	59.654	4-	19.851	105.7	39.837	109.3	59.688
2-	19.380	107.9	39.076	106.9	58.456	5-	19.454	106.9	39.004	106.9	58.458
3-	5:49.770	88.8	42.157	107.9	6:31.927	6-	18.914	108.1	38.949	106.5	57.863
7	BELL / BELL					S	Bell Yamaha Racing				
8	HENRY / SMITH					S	Magnam Racing				
1-	20.811	99.8	41.521	106.2	1:02.332	4-	19.588	106.4	39.271	106.9	58.859
2-	6:37.209	100.3	41.904	106.4	7:19.113	5-	19.842	105.4	39.564	106.4	59.406
3-	19.958	106.9	40.528	106.9	1:00.486	6-	19.679	107.9	39.421	105.5	59.100
9	EASTELL / SMITHIES					C	Lee-fm.co.uk				
1-	21.788	102.5	41.577	107.0	1:03.365	5-	19.443	108.3	39.697	106.5	59.140
2-	6:27.510	98.7	40.624	107.5	7:08.134	6-	19.994	107.8	39.579	107.7	59.573
3-	19.505	110.4	39.721	108.6	59.226	7-	20.594	104.6	39.720	105.4	1:00.314
4-	19.407	107.8	39.697	107.2	59.104						
10	BAKER / MILLIGAN					S	Cumbria Express				
1-	20.342	102.7	42.933	107.5	1:03.275	6-	19.377	109.5	39.393	107.2	58.770
2-	6:22.436	99.5	41.003	108.2	7:03.439	7-	19.321	107.8	40.112	107.2	59.433
3-	19.410	109.2	40.142	108.4	59.552	8-	19.328	108.1	39.184	107.9	58.512
4-	20.100	104.6	39.808	109.1	59.908	9-	19.256	108.3	38.923	106.7	58.179
5-	2:08.615	96.2	40.684	107.4	2:49.299	10-	19.451	108.6	39.524	107.5	58.975
12	ELMER / MARSHALL					S	T&D Racing				
1-	20.120	101.0	42.265	108.2	1:02.385	10-	19.938	104.2	39.186	106.5	59.124
2-	6:27.491	92.2	41.273	108.1	7:08.764	11-	19.579	104.9	39.508	106.4	59.087
3-	18.884	106.9	38.967	107.9	57.851	12-	19.168	107.2	39.346	107.2	58.514
4-	20.385	102.7	39.558	108.4	59.943	13-	19.223	106.6	39.415	106.0	58.638
5-	20.026	105.9	39.976	105.5	1:00.002	14-	19.887	106.1	39.650	107.5	59.537
6-	19.108	107.6	38.523	108.2	57.631	15-	19.298	106.7	39.117	107.4	58.415
7-	19.136	107.2	38.341	107.7	57.477	16-	19.190	107.2	38.447	107.5	57.637
8-	18.980	107.9	38.954	107.0	57.934	17-	20.718	100.0	40.321	106.2	1:01.039
9-	19.090	106.4	39.466	107.5	58.556						

Weather / Track : Sunny / Dry

Mallory Park - Sidecars
Circuit Length = 1.3900 miles
Start: 12:25 End: 12:49

MCRCB BULLETIN TK050

2010 Yokohama/ACU British F2 Sidecar Championship / Swan Combi Challenge

FREE PRACTICE - SECTOR ANALYSIS

15	HARRISON / PATTERSON				S	PRS Racing					
1-	7:55.201	96.5	40.962	107.9	8:36.163	4-	19.394	106.6	38.656	107.9	58.050
2-	19.772	106.1	38.842	107.2	58.614	5-	19.449	107.6	39.184	107.9	58.633
3-	19.067	108.1	38.980	107.4	58.047	6-	19.625	107.2	40.108	93.3	59.733
17	BAKER / KILLINGSWORTH				S	D&J Bike Spares (Lincoln)					
1-	21.833	104.7	41.300	106.4	1:03.133	4-	19.501	106.2	40.123	105.5	59.624
2-	6:28.094	95.5	40.345	103.6	7:08.439	5-	19.972	105.7	40.219	102.5	1:00.191
3-	19.613	106.2	40.192	104.4	59.805	6-	19.445	105.6	39.649	105.4	59.094
18	LILLE / MILLER				C	Bell Yamaha Racing					
1-	22.497	96.9	42.552	104.7	1:05.049	7-	21.131	103.1	41.327	103.2	1:02.458
2-	6:31.357	93.8	42.398	106.4	7:13.755	8-	4:47.438	96.0	42.809	97.8	5:30.247
3-	21.174	102.7	40.969	106.4	1:02.143	9-	21.741	101.7	40.268	104.7	1:02.009
4-	21.120	103.4	40.813	105.2	1:01.933	10-	21.005	102.8	40.482	103.6	1:01.487
5-	21.003	99.5	40.514	104.9	1:01.517	11-	21.463	102.7	40.713	103.6	1:02.176
6-	20.562	105.2	40.181	103.9	1:00.743	12-	21.448	103.0	40.378	103.4	1:01.826
21	LINDLEY / DAWSON				C	Lindley Racing					
1-	22.594	96.9	44.264	97.5	1:06.858	5-	20.027	106.9	42.900	108.4	1:02.927
2-	6:38.430	90.6	43.576	104.0	7:22.006	6-	19.675	104.7	47.074	106.9	1:06.749
3-	20.679	102.8	41.375	107.5	1:02.054	7-	19.965	106.6	41.080	107.4	1:01.045
4-	20.093	106.4	40.526	108.6	1:00.619	8-	19.830	106.7	40.508	106.5	1:00.338
22	KIMBERLEY / BELL				S	D K Racing					
1-	20.211	105.9	40.265	108.9	1:00.476	5-	19.135	108.1	39.059	112.0	58.194
2-	6:35.123	100.0	41.291	111.1	7:16.414	6-	19.486	107.9	39.500	102.9	58.986
3-	19.273	107.6	39.339	111.8	58.612	7-	19.606	109.5	39.292	109.3	58.898
4-	19.120	108.8	39.403	112.8	58.523	8-	18.960	108.5	39.260	108.8	58.220
23	SMITH / SMITH				S	Wil Smith Racing					
1-	20.122	98.4	40.609	107.2	1:00.731	5-	19.239	105.2	38.883	107.4	58.122
2-	19.472	106.4	39.431	107.4	58.903	6-	18.913	107.2	39.055	106.7	57.968
3-	5:40.007	100.0	40.124	107.2	6:20.131	7-	18.715	111.7	38.176	107.4	56.891
4-	19.416	103.9	40.571	105.0	59.987	8-	18.709	110.8	38.229	106.0	56.938
25	FENWICK / SAYERS				C	R Fenwick Freight					
1-	20.496	99.2	42.815	108.8	1:03.311	4-	19.774	104.6	40.086	107.5	59.860
2-	6:33.986	96.2	41.608	106.4	7:15.594	5-	19.901	104.7	40.143	106.9	1:00.044
3-	20.105	103.3	40.605	107.4	1:00.710						
26	ATKINSON / DAWSON				C	Clifton Motorsport					
1-	20.194	107.2	39.890	103.6	1:00.084	5-	18.974	107.6	38.957	103.9	57.931
2-	6:28.061	99.5	42.652	105.0	7:10.713	6-	19.086	107.9	39.501	103.7	58.587
3-	19.990	106.9	40.276	105.5	1:00.266	7-	19.186	107.9	39.935	102.8	59.121
4-	20.066	107.4	39.334	104.4	59.400						
28	PEARCE / PEARCE				C	Pearce Racing					
1-	20.101	102.2	42.910	109.8	1:03.011						
29	KERSHAW / WILSON				C	Kershaw Racing					
1-	20.401	105.7	40.902	109.3	1:01.303	10-	19.189	106.6	39.260	108.2	58.449
2-	6:37.854	98.3	40.679	108.6	7:18.533	11-	19.213	105.1	38.715	108.6	57.928
3-	19.609	107.2	38.970	110.2	58.579	12-	19.248	106.4	38.634	107.9	57.882
4-	19.372	105.4	39.429	112.4	58.801	13-	19.908	104.6	38.570	108.8	58.478
5-	19.499	106.2	39.392	109.3	58.891	14-	19.211	104.4	38.224	109.1	57.435
6-	19.270	107.6	38.480	109.1	57.750	15-	19.080	107.9	38.197	109.5	57.277
7-	19.523	107.2	38.178	108.6	57.701	16-	19.223	107.6	37.977	110.7	57.200
8-	19.030	108.1	38.537	107.5	57.567	17-	19.215	105.4	38.228	110.4	57.443
9-	19.155	107.4	38.440	108.4	57.595						

Weather / Track : Sunny / Dry

Mallory Park - Sidecars
Circuit Length = 1.3900 miles
Start: 12:25 End: 12:49

MCRCB BULLETIN TK050

2010 Yokohama/ACU British F2 Sidecar Championship / Swan Combi Challenge

FREE PRACTICE - SECTOR ANALYSIS

31	DUKES / AYLOTT					C Dukes Racing					
1-	20.352	96.9	42.706	107.7	1:03.058	4-	20.248	100.5	41.023	107.7	1:01.271
2-	6:32.326	88.1	43.679	105.5	7:16.005	5-	20.017	102.3	40.660	106.0	1:00.677
3-	20.703	98.0	41.560	107.2	1:02.263	6-	20.275	104.2	40.302	105.5	1:00.577
34	SAUNDERS / STONE					C Stapletons Tyre Serv					
1-	21.883	95.0	44.556	104.2	1:06.439	8-	19.992	103.8	52.021	104.4	1:12.013
2-	6:41.108	85.8	42.068	104.2	7:23.176	9-	19.913	98.1	41.623	104.0	1:01.536
3-	20.224	104.9	41.563	103.6	1:01.787	10-	19.788	99.9	42.092	104.4	1:01.880
4-	20.209	103.9	40.715	103.4	1:00.924	11-	19.765	102.3	40.896	104.4	1:00.661
5-	20.146	103.4	41.258	103.1	1:01.404	12-	19.686	102.5	40.268	105.0	59.954
6-	19.955	105.4	40.341	102.5	1:00.296	13-	20.481	103.6	39.741	104.4	1:00.222
7-	20.040	101.0	40.478	103.2	1:00.518						
42	BENNETT / PERRY					C Mad Cow Racing					
1-	20.886	105.7	41.506	106.7	1:02.392	9-	19.516	104.4	40.214	103.1	59.730
2-	6:44.906	96.7	41.383	105.8	7:26.289	10-	19.572	106.2	39.296	105.5	58.868
3-	19.487	105.6	39.973	105.4	59.460	11-	19.359	105.2	40.036	103.7	59.395
4-	19.436	104.7	39.958	106.7	59.394	12-	19.714	104.6	39.620	104.4	59.334
5-	20.148	104.4	40.067	103.9	1:00.215	13-	19.627	104.2	39.744	103.4	59.371
6-	19.652	106.7	39.539	105.5	59.191	14-	19.590	106.2	40.517	103.2	1:00.107
7-	19.415	106.1	40.793	103.9	1:00.208	15-	19.780	103.1	40.408	105.8	1:00.188
8-	19.448	106.6	39.510	104.5	58.958	16-	19.345	106.6	39.711	103.7	59.056
45	ATKINSON / KNAPTON					C A W Racing					
1-	22.183	95.9	44.263	102.6	1:06.446	9-	19.218	106.7	38.902	106.9	58.120
2-	6:35.376	96.0	40.999	104.5	7:16.375	10-	19.115	107.8	38.598	106.7	57.713
3-	19.977	106.7	39.568	106.2	59.545	11-	19.403	106.6	38.503	106.7	57.906
4-	19.757	107.4	38.755	107.2	58.512	12-	19.223	107.4	38.498	107.5	57.721
5-	19.791	104.9	39.689	106.2	59.480	13-	19.520	105.1	38.412	108.2	57.932
6-	19.622	106.7	38.734	108.2	58.356	14-	19.627	105.9	38.955	107.9	58.582
7-	19.792	106.9	38.610	107.9	58.402	15-	19.594	106.1	38.842	107.4	58.436
8-	20.377	105.6	38.844	108.2	59.221	16-	19.958	105.2	39.379	109.5	59.337
57	WALLIS / WAREHAM					S Team Petpals					
1-	20.683	96.6	42.049	108.6	1:02.732	6-	19.274	108.6	38.214	108.6	57.488
2-	6:25.529	99.2	40.250	105.7	7:05.779	7-	19.169	108.1	37.886	108.1	57.055
3-	19.686	106.6	40.031	105.0	59.717	8-	19.224	108.3	38.390	106.5	57.614
4-	19.582	106.7	38.630	108.2	58.212	9-	19.598	106.1	38.414	107.7	58.012
5-	19.365	107.2	39.722	108.2	59.087						
60	ROGERS / JONES					C Trentside Racing					
1-	21.521	100.8	44.130	100.5	1:05.651	5-	19.689	104.7	39.864	105.2	59.553
2-	6:30.104	95.9	43.079	102.9	7:13.183	6-	19.788	106.9	39.682	102.3	59.470
3-	19.962	106.1	39.694	104.7	59.656	7-	19.927	106.6	39.963	105.4	59.890
4-	19.699	105.4	39.242	106.9	58.941	8-	19.620	106.1	39.655	100.8	59.275
86	SANDERSON / SANDERSON					C Sanderson Racing					
1-	21.084	102.8	41.078	106.9	1:02.162	6-	20.246	106.9	40.071	104.9	1:00.317
2-	6:39.960	90.1	43.513	106.9	7:23.473	7-	20.145	106.9	41.793	102.3	1:01.938
3-	20.338	107.8	40.533	106.2	1:00.871	8-	6:07.243	100.2	41.644	103.9	6:48.887
4-	20.409	101.9	41.350	105.8	1:01.759	9-	20.209	105.9	40.011	104.5	1:00.220
5-	20.172	106.6	40.426	103.2	1:00.598	10-	20.525	105.7	40.783	103.4	1:01.308

Weather / Track : Sunny / Dry

Mallory Park - Sidecars
Circuit Length = 1.3900 miles
Start: 12:25 End: 12:49

MCRCB BULLETIN TK051

2010 Yokohama/ACU British F2 Sidecar Championship / Swan Combi Challenge

FREE PRACTICE - SPEED TRAPS

SECTOR 1				SECTOR 2			FINISH LINE			
POS	NO	NAME	MPH	NO	NAME	MPH	NO	NAME	MPH	
1	1	HOLDEN / WINKLE	113.0				22	KIMBERLEY / BELL	112.8	
2	23	SMITH / SMITH	111.7				29	KERSHAW / WILSON	112.4	
3	9	EASTELL / SMITHIES	110.4				1	HOLDEN / WINKLE	110.7	
4	2	NEARY / KNAPTON	110.1				28	PEARCE / PEARCE	109.8	
5	10	BAKER / MILLIGAN	109.5				45	ATKINSON / KNAPTON	109.5	
6	22	KIMBERLEY / BELL	109.5				4	HANKS / WELLS	109.3	
7	3	BRYAN / SAYERS	108.8				10	BAKER / MILLIGAN	109.1	
8	57	WALLIS / WAREHAM	108.6				2	NEARY / KNAPTON	108.9	
9	26	ATKINSON / DAWSON	108.3				25	FENWICK / SAYERS	108.8	
10	4	HANKS / WELLS	108.1				9	EASTELL / SMITHIES	108.6	
11	15	HARRISON / PATTERSON	108.1				21	LINDLEY / DAWSON	108.6	
12	29	KERSHAW / WILSON	108.1				57	WALLIS / WAREHAM	108.6	
13	8	HENRY / SMITH	107.9				12	ELMER / MARSHALL	108.4	
14	12	ELMER / MARSHALL	107.9				15	HARRISON / PATTERSON	107.9	
15	45	ATKINSON / KNAPTON	107.8				3	BRYAN / SAYERS	107.7	
16	86	SANDERSON / SANDERSON	107.8				31	DUKES / AYLOTT	107.7	
17	21	LINDLEY / DAWSON	107.2				23	SMITH / SMITH	107.4	
18	60	ROGERS / JONES	106.9				8	HENRY / SMITH	106.9	
19	17	BAKER / KILLINGSWORTH	106.7				60	ROGERS / JONES	106.9	
20	42	BENNETT / PERRY	106.7				86	SANDERSON / SANDERSON	106.9	
21	34	SAUNDERS / STONE	105.4				42	BENNETT / PERRY	106.7	
22	18	LILLE / MILLER	105.2				17	BAKER / KILLINGSWORTH	106.4	
23	25	FENWICK / SAYERS	104.7				18	LILLE / MILLER	106.4	
24	31	DUKES / AYLOTT	104.2				26	ATKINSON / DAWSON	105.5	
25	28	PEARCE / PEARCE	102.2				34	SAUNDERS / STONE	105.0	

Weather / Track : Sunny / Dry

Mallory Park - Sidecars
Circuit Length = 1.3900 miles
Start: 12:25 End: 12:49

MCRCB BULLETIN TK052

2010 Yokohama/ACU British F2 Sidecar Championship / Swan Combi Challenge

FREE PRACTICE - BEST SECTOR TIMES

SECTOR 1			SECTOR 2			IDEAL / BEST COMPARISON						
POS	NO	NAME	TIME	NO	NAME	TIME	POS	NO	NAME	IDEAL	BEST	DIFF
1	1	HOLDEN / WINKLE	18.689	1	HOLDEN / WINKLE	37.167	1	1	HOLDEN / WINKLE	55.856	55.939	0.083
2	23	SMITH / SMITH	18.709	2	NEARY / KNAPTON	37.733	2	2	NEARY / KNAPTON	56.723	57.006	0.283
3	12	ELMER / MARSHALL	18.884	57	WALLIS / WAREHAM	37.886	3	23	SMITH / SMITH	56.885	56.891	0.006
4	4	HANKS / WELLS	18.914	29	KERSHAW / WILSON	37.977	4	29	KERSHAW / WILSON	57.007	57.200	0.193
5	22	KIMBERLEY / BELL	18.926	23	SMITH / SMITH	38.176	5	57	WALLIS / WAREHAM	57.055	57.055	0.000
6	26	ATKINSON / DAWSON	18.974	12	ELMER / MARSHALL	38.341	6	12	ELMER / MARSHALL	57.225	57.477	0.252
7	2	NEARY / KNAPTON	18.990	45	ATKINSON / KNAPTON	38.412	7	45	ATKINSON / KNAPTON	57.527	57.713	0.186
8	29	KERSHAW / WILSON	19.030	15	HARRISON / PATTERSON	38.656	8	15	HARRISON / PATTERSC	57.723	58.047	0.324
9	15	HARRISON / PATTERSON	19.067	10	BAKER / MILLIGAN	38.923	9	4	HANKS / WELLS	57.863	57.863	0.000
10	45	ATKINSON / KNAPTON	19.115	4	HANKS / WELLS	38.949	10	26	ATKINSON / DAWSON	57.931	57.931	0.000
11	57	WALLIS / WAREHAM	19.169	26	ATKINSON / DAWSON	38.957	11	22	KIMBERLEY / BELL	57.985	58.194	0.209
12	3	BRYAN / SAYERS	19.226	22	KIMBERLEY / BELL	39.059	12	10	BAKER / MILLIGAN	58.179	58.179	0.000
13	10	BAKER / MILLIGAN	19.256	3	BRYAN / SAYERS	39.145	13	3	BRYAN / SAYERS	58.371	58.402	0.031
14	42	BENNETT / PERRY	19.345	60	ROGERS / JONES	39.242	14	42	BENNETT / PERRY	58.641	58.868	0.227
15	9	EASTELL / SMITHIES	19.407	8	HENRY / SMITH	39.271	15	8	HENRY / SMITH	58.859	58.859	0.000
16	17	BAKER / KILLINGSWORTH	19.445	42	BENNETT / PERRY	39.296	16	60	ROGERS / JONES	58.862	58.941	0.079
17	8	HENRY / SMITH	19.588	9	EASTELL / SMITHIES	39.579	17	9	EASTELL / SMITHIES	58.986	59.104	0.118
18	21	LINDLEY / DAWSON	19.590	17	BAKER / KILLINGSWORTH	39.649	18	17	BAKER / KILLINGSWOR	59.094	59.094	0.000
19	60	ROGERS / JONES	19.620	34	SAUNDERS / STONE	39.741	19	34	SAUNDERS / STONE	59.427	59.954	0.527
20	34	SAUNDERS / STONE	19.686	86	SANDERSON / SANDERSON	40.011	20	25	FENWICK / SAYERS	59.860	59.860	0.000
21	25	FENWICK / SAYERS	19.774	25	FENWICK / SAYERS	40.086	21	21	LINDLEY / DAWSON	1:00.098	1:00.338	0.240
22	31	DUKES / AYLOTT	20.017	18	LILLE / MILLER	40.181	22	86	SANDERSON / SANDER	1:00.156	1:00.220	0.064
23	28	PEARCE / PEARCE	20.101	31	DUKES / AYLOTT	40.302	23	31	DUKES / AYLOTT	1:00.319	1:00.577	0.258
24	86	SANDERSON / SANDERSON	20.145	21	LINDLEY / DAWSON	40.508	24	18	LILLE / MILLER	1:00.743	1:00.743	0.000
25	18	LILLE / MILLER	20.562	28	PEARCE / PEARCE	42.910	25	28	PEARCE / PEARCE	1:03.011	1:03.011	0.000
Perfect lap										55.856		

Weather / Track : Sunny / Dry

Mallory Park - Sidecars
Circuit Length = 1.3900 miles
Start: 12:25 End: 12:49

MCRCB BULLETIN TK090

2010 Yokohama/ACU British F2 Sidecar Championship / Swan Combi Challenge QUALIFYING - CLASSIFICATION

POS	NO	CL	NAME	ENTRY	TIME	ON	LAPS	GAP	DIFF	MPH
1	1	S	HOLDEN / WINKLE	LCR Suzuki - Holden Racing	55.507	8	9			90.15
2	2	S	NEARY / KNAPTON	LCR Honda - Dave Hudspeth Carpets/Honda	56.563	13	13	1.056	1.056	88.46
3	23	S	SMITH / SMITH	Shelbourne Honda - Wil Smith Racing	56.634	6	7	1.127	0.071	88.35
4	12	S	ELMER / MARSHALL	Ireson Yamaha - T&D Racing	56.754	7	12	1.247	0.120	88.17
5	4	S	HANKS / WELLS	Molyneux Rose Suzuki - Hanks Racing	56.822	12	12	1.315	0.068	88.06
6	3	S	BRYAN / PARTRIDGE	Baker Honda - Bryan Racing	57.021	13	19	1.514	0.199	87.75
7	15	S	HARRISON / PATTERSON	Shelbourne Honda - PRS Racing	57.025	5	13	1.518	0.004	87.75
8	7	S	BELL / BELL	LCR Yamaha - Bell Yamaha Racing	57.117	4	16	1.610	0.092	87.61
9	29	C	KERSHAW / WILSON	LCR Suzuki - Kershaw Racing	57.224	3	20	1.717	0.107	87.44
10	57	S	WALLIS / WAREHAM	LCR Honda - Team Petpals	57.350	16	16	1.843	0.126	87.25
11	22	S	KIMBERLEY / BELL	Ireson Honda - D K Racing	57.492	8	11	1.985	0.142	87.03
12	26	C	ATKINSON / DAWSON	BLR Yamaha - Clifton Motorsport	57.636	5	9	2.129	0.144	86.82
13	45	C	ATKINSON / KNAPTON	LCR Suzuki - A W Racing	57.708	6	20	2.201	0.072	86.71
14	10	S	BAKER / MILLIGAN	Baker Suzuki - Cumbria Express	58.081	8	8	2.574	0.373	86.15
15	9	C	EASTELL / SMITHIES	Baker Yamaha - Lee-fm.co.uk	58.217	7	10	2.710	0.136	85.95
16	8	S	HENRY / SMITH	Windle Suzuki - Magnam Racing	58.228	8	8	2.721	0.011	85.93
17	42	C	BENNETT / PERRY	Shelbourne Honda - Mad Cow Racing	58.512	4	10	3.005	0.284	85.52
18	17	S	BAKER / KILLINGSWORTH	Shelbourne Honda - D&J Bike Spares (Lincoln	58.553	9	10	3.046	0.041	85.46
19	31	C	DUKES / AYLOTT	BLR Honda - Dukes Racing	58.667	10	10	3.160	0.114	85.29
20	21	C	LINDLEY / DAWSON	LCR Suzuki - Lindley Racing	58.779	10	10	3.272	0.112	85.13
21	60	C	ROGERS / JONES	LCR Honda - Trentside Racing	58.883	3	8	3.376	0.104	84.98
22	28	C	PEARCE / PEARCE	LCR Suzuki - Pearce Racing	58.885	4	11	3.378	0.002	84.97
23	34	C	SAUNDERS / STONE	MR Equipe Suzuki - Stapletons Tyre Serv	59.136	11	13	3.629	0.251	84.61
24	25	C	FENWICK / SAYERS	Shelbourne Honda - R Fenwick Freight	59.426	4	5	3.919	0.290	84.20
25	86	C	SANDERSON / SANDERSON	DDR Suzuki - Sanderson Racing	59.763	3	8	4.256	0.337	83.73
26	18	C	LILLE / MILLER	DMR Yamaha - Bell Yamaha Racing	59.849	12	17	4.342	0.086	83.61

Weather / Track : Sunny / Dry

These results are provisional until the conclusion of any judicial and technical matters.

Mallory Park - Sidecars
Circuit Length = 1.3900 miles
Start: 17:19 End: 17:45

Race Director :	Stewards :	Timekeeper :
-----------------	------------	--------------

MCRCB BULLETIN TK091

2010 Yokohama/ACU British F2 Sidecar Championship / Swan Combi Challenge

QUALIFYING - SECTOR ANALYSIS

1	HOLDEN / WINKLE					S Holden Racing					
1-	19.556	111.7	37.741	108.1	57.297	6-	18.613	114.5	37.143	110.0	55.756
2-	18.741	112.8	37.006	108.8	55.747	7-	7:45.027	108.6	38.967	108.2	8:23.994
3-	18.618	114.1	37.157	108.9	55.775	8-	18.727	113.7	36.780	108.9	55.507
4-	18.577	113.4	37.175	110.0	55.752	9-	18.980	114.9	37.380	108.2	56.360
5-	18.697	114.3	37.274	109.5	55.971						
2	NEARY / KNAPTON					S Dave Hudspeth Carpets/Honda UK					
1-	19.291	111.8	38.631	107.0	57.922	8-	19.012	111.7	37.772	107.0	56.784
2-	19.152	112.0	38.316	107.5	57.468	9-	18.993	110.2	37.642	107.5	56.635
3-	19.129	112.0	37.470	108.1	56.599	10-	11:46.203	103.7	39.690	107.4	12:25.893
4-	18.993	110.6	37.796	107.2	56.789	11-	19.123	111.5	38.593	106.7	57.716
5-	18.896	111.7	37.732	107.5	56.628	12-	19.065	110.7	37.722	106.5	56.787
6-	18.906	112.8	37.678	107.0	56.584	13-	18.964	110.7	37.599	106.9	56.563
7-	18.903	110.7	38.007	107.5	56.910						
3	BRYAN / PARTRIDGE					S Bryan Racing					
1-	20.877	108.6	39.250	106.5	1:00.127	11-	5:54.026	97.3	41.113	104.9	6:35.139
2-	19.069	109.7	38.431	106.4	57.500	12-	19.258	109.7	38.551	106.0	57.809
3-	19.229	110.0	38.325	106.7	57.554	13-	19.140	109.1	37.881	106.0	57.021
4-	19.101	109.1	38.196	106.0	57.297	14-	19.079	108.8	38.965	105.7	58.044
5-	19.077	110.4	38.130	106.4	57.207	15-	19.276	109.1	37.998	106.4	57.274
6-	19.077	110.2	38.315	106.4	57.392	16-	19.265	108.4	38.009	107.2	57.274
7-	19.538	110.6	38.111	106.7	57.649	17-	19.167	108.9	38.399	106.9	57.566
8-	19.125	108.4	38.499	106.5	57.624	18-	19.155	108.2	38.939	106.0	58.094
9-	19.403	108.9	38.478	105.7	57.881	19-	19.574	107.0	38.935	103.6	58.509
10-	19.494	108.6	38.342	105.5	57.836						
4	HANKS / WELLS					S Hanks Racing					
1-	19.360	110.4	39.504	106.2	58.864	7-	19.018	109.7	38.499	108.6	57.517
2-	18.970	110.6	38.736	106.0	57.706	8-	19.293	108.6	38.793	103.9	58.086
3-	18.864	111.1	39.186	108.1	58.050	9-	4:26.449	98.0	40.892	104.9	5:07.341
4-	18.921	108.8	38.663	108.1	57.584	10-	18.839	110.9	38.730	105.0	57.569
5-	18.844	110.4	38.587	107.0	57.431	11-	18.717	111.1	38.278	105.5	56.995
6-	18.989	108.9	39.123	107.2	58.112	12-	18.662	110.9	38.160	105.4	56.822
7	BELL / BELL					S Bell Yamaha Racing					
1-	19.630	109.1	38.653	108.4	58.283	9-	19.134	110.2	38.437	108.6	57.571
2-	19.354	110.0	39.704	107.2	59.058	10-	19.341	107.7	38.076	107.2	57.417
3-	19.463	108.8	37.859	108.2	57.322	11-	3:33.796	103.1	38.727	108.8	4:12.523
4-	19.226	109.7	37.891	110.4	57.117	12-	19.806	109.5	38.571	108.1	58.377
5-	19.255	111.3	38.050	107.9	57.305	13-	19.362	110.0	38.113	107.0	57.475
6-	19.222	110.2	38.047	107.5	57.269	14-	19.443	108.1	38.363	106.9	57.806
7-	19.415	109.7	37.779	108.6	57.194	15-	19.382	108.2	38.038	107.5	57.420
8-	19.351	110.4	38.876	107.7	58.227	16-	19.611	108.2	38.940	107.0	58.551
8	HENRY / SMITH					S Magnam Racing					
1-	20.166	108.9	41.705	105.8	1:01.871	5-	8:20.994	106.5	39.566	106.0	9:00.560
2-	19.480	106.5	39.075	106.5	58.555	6-	19.688	108.1	39.526	105.5	59.214
3-	19.520	108.6	39.449	106.5	58.969	7-	19.647	109.3	39.775	104.9	59.422
4-	19.751	108.2	40.426	106.4	1:00.177	8-	19.221	109.7	39.007	104.5	58.228
9	EASTELL / SMITHIES					C Lee-fm.co.uk					
1-	19.938	105.4	41.564	106.4	1:01.502	6-	19.311	110.4	39.608	106.7	58.919
2-	19.239	111.3	39.837	106.9	59.076	7-	19.135	110.4	39.082	105.7	58.217
3-	19.112	111.7	43.169	107.5	1:02.281	8-	19.153	110.9	39.593	104.2	58.746
4-	3:06.042	101.8	40.766	105.7	3:46.808	9-	19.316	110.7	39.776	104.4	59.092
5-	19.493	111.1	39.724	105.0	59.217	10-	19.319	111.1	39.844	105.4	59.163
10	BAKER / MILLIGAN					S Cumbria Express					
1-	19.740	108.4	40.246	106.9	59.986	5-	19.178	112.0	39.333	109.3	58.511
2-	19.668	108.9	39.547	108.1	59.215	6-	20.054	111.8	39.330	107.5	59.384

Weather / Track : Sunny / Dry

Mallory Park - Sidecars
Circuit Length = 1.3900 miles
Start: 17:19 End: 17:45

2010 Yokohama/ACU British F2 Sidecar Championship / Swan Combi Challenge

QUALIFYING - SECTOR ANALYSIS

3-	19.172	111.5	39.433	106.9	58.605	7-	19.548	112.0	40.268	107.5	59.816
4-	19.359	110.0	39.629	108.6	58.988	8-	19.153	111.3	38.928	107.5	58.081
12	ELMER / MARSHALL					S	T&D Racing				
1-	20.642	107.9	39.062	108.8	59.704	7-	18.832	112.0	37.922	108.1	56.754
2-	19.111	111.3	38.443	108.9	57.554	8-	18.881	110.4	38.160	107.7	57.041
3-	19.223	111.3	38.252	108.4	57.475	9-	18.924	110.7	38.483	107.5	57.407
4-	19.067	112.6	38.491	108.4	57.558	10-	18.863	111.1	38.858	106.2	57.721
5-	18.920	112.2	37.949	108.4	56.869	11-	8:14.782	97.0	40.721	104.5	8:55.503
6-	19.172	110.9	38.047	109.8	57.219	12-	19.443	106.9	39.541	104.5	58.984
15	HARRISON / PATTERSON					S	PRS Racing				
1-	20.800	109.3	40.750	108.2	1:01.550	8-	18.843	110.2	39.364	105.8	58.207
2-	19.017	110.4	38.879	107.5	57.896	9-	19.999	92.3	44.312	105.0	1:04.311
3-	19.019	110.9	38.549	108.1	57.568	10-	11:26.923	103.1	40.286	107.4	12:07.209
4-	18.797	110.4	38.557	108.6	57.354	11-	19.172	109.8	38.855	107.2	58.027
5-	18.775	110.0	38.250	108.4	57.025	12-	18.923	109.7	38.338	107.0	57.261
6-	18.833	110.9	38.406	107.5	57.239	13-	18.724	110.9	38.460	107.2	57.184
7-	18.933	109.1	38.900	107.9	57.833						
17	BAKER / KILLINGSWORTH					S	D&J Bike Spares (Lincoln)				
1-	20.476	98.1	42.518	106.0	1:02.994	6-	19.608	108.2	39.638	102.6	59.246
2-	19.587	109.3	40.010	104.4	59.597	7-	3:17.746	105.0	39.661	103.1	3:57.407
3-	19.497	105.5	39.393	106.0	58.890	8-	11:34.425	98.3	40.322	104.2	12:14.747
4-	19.369	108.9	39.364	103.4	58.733	9-	19.448	107.7	39.105	105.0	58.553
5-	19.381	108.9	39.582	103.7	58.963	10-	19.531	106.9	39.072	104.9	58.603
18	LILLE / MILLER					C	Bell Yamaha Racing				
1-	21.267	104.4	40.793	104.7	1:02.060	10-	20.728	104.7	39.560	103.7	1:00.288
2-	20.392	105.8	39.938	104.2	1:00.330	11-	20.562	106.7	39.985	104.0	1:00.547
3-	20.301	106.9	39.729	105.5	1:00.030	12-	20.362	107.2	39.487	104.0	59.849
4-	20.007	107.9	39.904	104.7	59.911	13-	3:29.063	103.6	41.264	105.4	4:10.327
5-	20.216	107.2	41.158	104.5	1:01.374	14-	20.098	108.4	40.076	104.9	1:00.174
6-	20.341	107.4	40.238	105.0	1:00.579	15-	20.127	107.7	40.019	104.2	1:00.146
7-	4:03.585	102.9	41.221	102.8	4:44.806	16-	20.572	105.0	39.564	103.1	1:00.136
8-	20.413	106.7	40.157	103.4	1:00.570	17-	20.824	106.0	39.681	104.0	1:00.505
9-	20.644	106.7	40.270	103.6	1:00.914						
21	LINDLEY / DAWSON					C	Lindley Racing				
1-	21.058	102.5	42.215	105.5	1:03.273	6-	19.443	109.7	40.235	106.2	59.678
2-	20.133	108.9	41.535	108.6	1:01.668	7-	8:04.896	100.8	42.284	108.1	8:47.180
3-	19.906	106.9	41.948	103.7	1:01.854	8-	20.375	107.2	41.432	110.0	1:01.807
4-	4:54.174	102.9	41.355	106.9	5:35.529	9-	19.640	108.1	41.302	107.7	1:00.942
5-	20.053	108.1	40.370	107.9	1:00.423	10-	19.500	108.6	39.279	108.9	58.779
22	KIMBERLEY / BELL					S	D K Racing				
1-	20.029	107.0	42.731	110.4	1:02.760	7-	5:47.086	104.2	40.469	108.8	6:27.555
2-	18.834	111.1	39.472	110.0	58.306	8-	18.789	112.2	38.703	109.3	57.492
3-	19.085	108.4	39.442	110.9	58.527	9-	19.142	110.7	38.695	110.0	57.837
4-	19.060	107.9	38.453	110.0	57.513	10-	18.625	112.8	39.452	108.1	58.077
5-	18.733	110.9	39.323	105.2	58.056	11-	19.090	112.0	39.649	104.0	58.739
6-	19.086	111.8	38.826	109.8	57.912						
23	SMITH / SMITH					S	Wil Smith Racing				
1-	19.618	110.4	38.817	108.4	58.435	5-	18.753	112.0	40.706	106.9	59.459
2-	19.355	110.7	38.444	108.2	57.799	6-	18.616	113.4	38.018	106.2	56.634
3-	18.804	111.3	39.163	107.2	57.967	7-	21.418	91.7	45.034	89.8	1:06.452
4-	19.201	110.9	38.217	107.9	57.418						
25	FENWICK / SAYERS					C	R Fenwick Freight				
1-	19.895	101.8	41.075	106.2	1:00.970	4-	19.589	108.8	39.837	105.8	59.426
2-	19.539	103.7	40.427	105.8	59.966	5-	19.709	109.1	41.597	91.2	1:01.306
3-	19.571	107.9	40.208	106.4	59.779						

Weather / Track : Sunny / Dry

Mallory Park - Sidecars
Circuit Length = 1.3900 miles
Start: 17:19 End: 17:45

MCRCB BULLETIN TK091

**2010 Yokohama/ACU British F2 Sidecar Championship / Swan Combi Challenge
QUALIFYING - SECTOR ANALYSIS**

26	ATKINSON / DAWSON				C Clifton Motorsport						
1-	19.752	109.1	40.753	105.5	1:00.505	6-	1:43.220	106.7	40.663	103.2	2:23.883
2-	19.170	108.9	39.026	104.2	58.196	7-	19.164	110.0	38.893	101.8	58.057
3-	19.095	109.8	38.599	104.7	57.694	8-	11:29.649	83.8	43.002	102.0	12:12.651
4-	19.245	107.2	38.524	103.9	57.769	9-	19.394	107.7	40.572	79.4	59.966
5-	18.992	110.0	38.644	103.6	57.636						
28	PEARCE / PEARCE				C Pearce Racing						
1-	20.081	106.7	40.738	109.3	1:00.819	7-	19.235	109.8	40.092	109.7	59.327
2-	19.473	108.6	40.261	110.0	59.734	8-	19.945	108.9	39.504	110.2	59.449
3-	19.311	109.7	40.122	111.1	59.433	9-	19.231	108.9	40.130	110.0	59.361
4-	19.228	109.1	39.657	111.7	58.885	10-	19.700	106.5	40.141	109.3	59.841
5-	6:22.531	90.6	44.269	104.9	7:06.800	11-	19.316	109.5	40.825	107.0	1:00.141
6-	19.795	108.9	39.691	109.7	59.486						
29	KERSHAW / WILSON				C Kershaw Racing						
1-	19.723	107.7	38.871	108.8	58.594	11-	19.264	107.4	38.875	105.7	58.139
2-	19.017	108.9	38.582	108.9	57.599	12-	3:55.621	104.5	39.845	106.5	4:35.466
3-	19.195	107.5	38.029	107.5	57.224	13-	19.266	107.5	38.501	107.2	57.767
4-	19.238	107.7	38.188	107.9	57.426	14-	19.296	105.7	39.558	106.5	58.854
5-	19.104	109.3	38.467	107.0	57.571	15-	19.310	107.7	38.694	105.8	58.004
6-	19.224	108.6	38.802	107.4	58.026	16-	19.334	106.5	38.339	106.4	57.673
7-	19.210	107.7	38.708	107.0	57.918	17-	19.439	105.0	39.000	106.9	58.439
8-	19.277	107.0	38.369	107.0	57.646	18-	19.435	106.5	39.486	106.9	58.921
9-	19.129	107.0	38.413	107.4	57.542	19-	19.508	105.0	39.061	105.7	58.569
10-	19.228	107.7	38.715	106.7	57.943	20-	19.553	106.7	39.294	106.2	58.847
31	DUKES / AYLOTT				C Dukes Racing						
1-	21.882	103.1	41.177	106.5	1:03.059	6-	20.614	106.7	40.112	107.0	1:00.726
2-	19.999	105.8	40.783	106.5	1:00.782	7-	5:39.307	100.0	42.799	106.7	6:22.106
3-	19.907	106.5	39.459	106.7	59.366	8-	19.836	106.7	40.260	106.2	1:00.096
4-	19.978	104.5	40.275	107.7	1:00.253	9-	19.889	107.9	39.054	106.9	58.943
5-	19.983	107.7	39.916	107.0	59.899	10-	19.413	108.8	39.254	107.0	58.667
34	SAUNDERS / STONE				C Stapletons Tyre Serv						
1-	20.571	100.3	41.429	102.6	1:02.000	8-	20.132	104.4	40.429	103.1	1:00.561
2-	19.761	107.5	40.595	104.5	1:00.356	9-	11:08.134	93.3	44.161	102.8	11:52.295
3-	19.540	107.9	39.885	104.5	59.425	10-	19.771	105.5	40.161	104.2	59.932
4-	19.761	106.4	39.853	104.5	59.614	11-	19.655	106.7	39.481	103.2	59.136
5-	19.967	104.9	40.518	103.9	1:00.485	12-	19.704	105.8	40.042	101.8	59.746
6-	20.109	107.0	39.591	104.4	59.700	13-	20.044	105.4	40.169	102.9	1:00.213
7-	20.372	106.5	40.003	103.9	1:00.375						
42	BENNETT / PERRY				C Mad Cow Racing						
1-	19.969	106.2	41.823	106.7	1:01.792	6-	19.515	107.2	40.195	104.9	59.710
2-	19.415	110.0	39.341	107.5	58.756	7-	19.672	106.0	40.283	104.2	59.955
3-	19.559	108.1	39.650	105.5	59.209	8-	19.344	109.1	39.788	104.5	59.132
4-	19.135	109.5	39.377	105.8	58.512	9-	19.986	109.3	39.003	106.0	58.989
5-	19.583	111.1	39.351	104.9	58.934	10-	19.507	106.2	39.356	105.5	58.863
45	ATKINSON / KNAPTON				C A W Racing						
1-	20.841	107.0	39.573	108.1	1:00.414	11-	19.696	106.5	40.101	108.2	59.797
2-	19.393	108.6	38.843	108.1	58.236	12-	19.509	107.0	38.729	109.8	58.238
3-	19.415	109.5	38.858	108.9	58.273	13-	19.719	106.2	39.964	106.4	59.683
4-	19.468	108.2	39.807	109.5	59.275	14-	19.778	106.9	39.521	107.7	59.299
5-	19.979	107.7	39.176	111.5	59.155	15-	19.436	106.5	40.086	105.4	59.522
6-	19.333	108.8	38.375	108.4	57.708	16-	19.701	108.2	39.001	109.7	58.702
7-	19.417	109.3	39.032	108.1	58.449	17-	19.354	106.5	39.568	108.1	58.922
8-	19.954	105.4	39.044	110.6	58.998	18-	19.355	106.5	38.818	107.9	58.173
9-	20.125	106.2	38.707	109.1	58.832	19-	19.428	106.2	39.089	108.1	58.517
10-	19.828	105.8	38.640	109.7	58.468	20-	19.678	106.4	39.500	107.4	59.178

Weather / Track : Sunny / Dry

Mallory Park - Sidecars
Circuit Length = 1.3900 miles
Start: 17:19 End: 17:45

MCRCB BULLETIN TK091

**2010 Yokohama/ACU British F2 Sidecar Championship / Swan Combi Challenge
QUALIFYING - SECTOR ANALYSIS**

57	WALLIS / WAREHAM					S	Team Petpals				
1-	20.809	108.4	39.373	108.9	1:00.182	9-	19.448	107.9	38.108	107.2	57.556
2-	19.206	110.7	38.595	110.4	57.801	10-	19.500	108.8	38.149	107.2	57.649
3-	19.274	110.6	39.095	111.3	58.369	11-	8:47.165	103.6	42.049	105.5	9:29.214
4-	19.833	109.5	38.229	108.4	58.062	12-	19.838	107.7	38.842	107.0	58.680
5-	19.223	110.7	38.148	107.0	57.371	13-	19.290	109.5	38.784	108.4	58.074
6-	19.696	110.2	38.594	108.8	58.290	14-	19.527	108.6	38.343	107.2	57.870
7-	20.049	107.2	38.615	107.0	58.664	15-	19.418	108.9	37.971	106.5	57.389
8-	19.359	108.6	38.082	106.7	57.441	16-	19.259	109.7	38.091	106.9	57.350
60	ROGERS / JONES					C	Trentside Racing				
1-	20.608	106.7	39.803	108.1	1:00.411	5-	19.794	107.0	40.963	104.5	1:00.757
2-	19.621	106.5	40.004	105.7	59.625	6-	19.694	106.7	39.809	105.0	59.503
3-	19.771	107.4	39.112	106.2	58.883	7-	20.191	108.1	39.534	102.3	59.725
4-	19.680	106.4	40.361	106.0	1:00.041	8-	20.114	106.4	39.606	102.1	59.720
86	SANDERSON / SANDERSON					C	Sanderson Racing				
1-	21.028	97.8	44.013	106.0	1:05.041	5-	19.809	109.5	42.550	101.8	1:02.359
2-	20.174	108.4	41.266	106.9	1:01.440	6-	21.169	102.1	42.628	102.5	1:03.797
3-	19.776	109.3	39.987	107.0	59.763	7-	3:28.781	101.7	42.940	97.0	4:11.721
4-	19.820	109.1	40.176	105.2	59.996	8-	7:07.159	101.8	43.295	99.3	7:50.454

Weather / Track : Sunny / Dry

Mallory Park - Sidecars
Circuit Length = 1.3900 miles
Start: 17:19 End: 17:45

MCRCB BULLETIN TK092

2010 Yokohama/ACU British F2 Sidecar Championship / Swan Combi Challenge

QUALIFYING - SPEED TRAPS

POS	SECTOR 1			SECTOR 2			FINISH LINE		
	NO	NAME	MPH	NO	NAME	MPH	NO	NAME	MPH
1	1	HOLDEN / WINKLE	114.9				28	PEARCE / PEARCE	111.7
2	23	SMITH / SMITH	113.4				45	ATKINSON / KNAPTON	111.5
3	2	NEARY / KNAPTON	112.8				57	WALLIS / WAREHAM	111.3
4	22	KIMBERLEY / BELL	112.8				22	KIMBERLEY / BELL	110.9
5	12	ELMER / MARSHALL	112.6				7	BELL / BELL	110.4
6	10	BAKER / MILLIGAN	112.0				1	HOLDEN / WINKLE	110.0
7	9	EASTELL / SMITHIES	111.7				21	LINDLEY / DAWSON	110.0
8	7	BELL / BELL	111.3				12	ELMER / MARSHALL	109.8
9	4	HANKS / WELLS	111.1				15	HARRISON / PATTERSON	109.5
10	42	BENNETT / PERRY	111.1				10	BAKER / MILLIGAN	109.3
11	15	HARRISON / PATTERSON	110.9				29	KERSHAW / WILSON	108.9
12	57	WALLIS / WAREHAM	110.7				4	HANKS / WELLS	108.6
13	3	BRYAN / PARTRIDGE	110.6				23	SMITH / SMITH	108.4
14	26	ATKINSON / DAWSON	110.0				2	NEARY / KNAPTON	108.1
15	28	PEARCE / PEARCE	109.8				60	ROGERS / JONES	108.1
16	8	HENRY / SMITH	109.7				42	BENNETT / PERRY	107.9
17	21	LINDLEY / DAWSON	109.7				31	DUKES / AYLOTT	107.7
18	45	ATKINSON / KNAPTON	109.5				9	EASTELL / SMITHIES	107.5
19	86	SANDERSON / SANDERSON	109.5				3	BRYAN / PARTRIDGE	107.2
20	17	BAKER / KILLINGSWORTH	109.3				86	SANDERSON / SANDERSON	107.0
21	29	KERSHAW / WILSON	109.3				8	HENRY / SMITH	106.5
22	25	FENWICK / SAYERS	109.1				25	FENWICK / SAYERS	106.4
23	31	DUKES / AYLOTT	108.8				17	BAKER / KILLINGSWORTH	106.0
24	18	LILLE / MILLER	108.4				18	LILLE / MILLER	105.5
25	60	ROGERS / JONES	108.1				26	ATKINSON / DAWSON	105.5
26	34	SAUNDERS / STONE	107.9				34	SAUNDERS / STONE	104.5

Weather / Track : Sunny / Dry

Mallory Park - Sidecars
Circuit Length = 1.3900 miles
Start: 17:19 End: 17:45

MCRCB BULLETIN TK093

2010 Yokohama/ACU British F2 Sidecar Championship / Swan Combi Challenge

QUALIFYING - BEST SECTOR TIMES

SECTOR 1			SECTOR 2			IDEAL / BEST COMPARISON						
POS	NO	NAME	TIME	NO	NAME	TIME	POS	NO	NAME	IDEAL	BEST	DIFF
1	1	HOLDEN / WINKLE	18.577	1	HOLDEN / WINKLE	36.780	1	1	HOLDEN / WINKLE	55.357	55.507	0.150
2	23	SMITH / SMITH	18.616	2	NEARY / KNAPTON	37.470	2	2	NEARY / KNAPTON	56.366	56.563	0.197
3	22	KIMBERLEY / BELL	18.625	7	BELL / BELL	37.779	3	23	SMITH / SMITH	56.634	56.634	0.000
4	4	HANKS / WELLS	18.662	3	BRYAN / PARTRIDGE	37.881	4	12	ELMER / MARSHALL	56.754	56.754	0.000
5	15	HARRISON / PATTERSON	18.724	12	ELMER / MARSHALL	37.922	5	4	HANKS / WELLS	56.822	56.822	0.000
6	12	ELMER / MARSHALL	18.832	57	WALLIS / WAREHAM	37.971	6	7	BELL / BELL	56.913	57.117	0.204
7	2	NEARY / KNAPTON	18.896	23	SMITH / SMITH	38.018	7	3	BRYAN / PARTRIDGE	56.950	57.021	0.071
8	26	ATKINSON / DAWSON	18.992	29	KERSHAW / WILSON	38.029	8	15	HARRISON / PATTERSC	56.974	57.025	0.051
9	29	KERSHAW / WILSON	19.017	4	HANKS / WELLS	38.160	9	29	KERSHAW / WILSON	57.046	57.224	0.178
10	3	BRYAN / PARTRIDGE	19.069	15	HARRISON / PATTERSON	38.250	10	22	KIMBERLEY / BELL	57.078	57.492	0.414
11	9	EASTELL / SMITHIES	19.112	45	ATKINSON / KNAPTON	38.375	11	57	WALLIS / WAREHAM	57.177	57.350	0.173
12	7	BELL / BELL	19.134	22	KIMBERLEY / BELL	38.453	12	26	ATKINSON / DAWSON	57.516	57.636	0.120
13	42	BENNETT / PERRY	19.135	26	ATKINSON / DAWSON	38.524	13	45	ATKINSON / KNAPTON	57.708	57.708	0.000
14	10	BAKER / MILLIGAN	19.153	10	BAKER / MILLIGAN	38.928	14	10	BAKER / MILLIGAN	58.081	58.081	0.000
15	57	WALLIS / WAREHAM	19.206	42	BENNETT / PERRY	39.003	15	42	BENNETT / PERRY	58.138	58.512	0.374
16	8	HENRY / SMITH	19.221	8	HENRY / SMITH	39.007	16	9	EASTELL / SMITHIES	58.194	58.217	0.023
17	28	PEARCE / PEARCE	19.228	31	DUKES / AYLOTT	39.054	17	8	HENRY / SMITH	58.228	58.228	0.000
18	45	ATKINSON / KNAPTON	19.333	17	BAKER / KILLINGSWORTH	39.072	18	17	BAKER / KILLINGSWOR	58.441	58.553	0.112
19	17	BAKER / KILLINGSWORTH	19.369	9	EASTELL / SMITHIES	39.082	19	31	DUKES / AYLOTT	58.467	58.667	0.200
20	31	DUKES / AYLOTT	19.413	60	ROGERS / JONES	39.112	20	21	LINDLEY / DAWSON	58.722	58.779	0.057
21	21	LINDLEY / DAWSON	19.443	21	LINDLEY / DAWSON	39.279	21	28	PEARCE / PEARCE	58.732	58.885	0.153
22	25	FENWICK / SAYERS	19.539	34	SAUNDERS / STONE	39.481	22	60	ROGERS / JONES	58.733	58.883	0.150
23	34	SAUNDERS / STONE	19.540	18	LILLE / MILLER	39.487	23	34	SAUNDERS / STONE	59.021	59.136	0.115
24	60	ROGERS / JONES	19.621	28	PEARCE / PEARCE	39.504	24	25	FENWICK / SAYERS	59.376	59.426	0.050
25	86	SANDERSON / SANDERSON	19.776	25	FENWICK / SAYERS	39.837	25	18	LILLE / MILLER	59.494	59.849	0.355
26	18	LILLE / MILLER	20.007	86	SANDERSON / SANDERSON	39.987	26	86	SANDERSON / SANDER	59.763	59.763	0.000
Perfect lap										55.357		


Weather / Track : Sunny / Dry

Mallory Park - Sidecars
Circuit Length = 1.3900 miles
Start: 17:19 End: 17:45

MCRCB BULLETIN TK094

2010 Yokohama/ACU British F2 Sidecar Championship / Swan Combi Challenge

RACES 2 & 9 - PROVISIONAL GRID

ROW 12	59.426 25 FENWICK / SAYERS	59.136 34 SAUNDERS / STONE
ROW 11	58.885 28 PEARCE / PEARCE	58.883 60 ROGERS / JONES
ROW 10	58.779 21 LINDLEY / DAWSON	58.667 31 DUKES / AYLOTT
ROW 9	58.553 17 BAKER / KILLINGSWORTH	58.512 42 BENNETT / PERRY
ROW 8	58.228 8 HENRY / SMITH	58.217 9 EASTELL / SMITHIES
ROW 7	58.081 10 BAKER / MILLIGAN	57.708 45 ATKINSON / KNAPTON
ROW 6	57.636 26 ATKINSON / DAWSON	57.492 22 KIMBERLEY / BELL
ROW 5	57.350 57 WALLIS / WAREHAM	57.224 29 KERSHAW / WILSON
ROW 4	57.117 7 BELL / BELL	57.025 15 HARRISON / PATTERSON
ROW 3	57.021 3 BRYAN / PARTRIDGE	56.822 4 HANKS / WELLS
ROW 2	56.754 12 ELMER / MARSHALL	56.634 23 SMITH / SMITH
ROW 1	56.563 2 NEARY / KNAPTON	55.507 1 HOLDEN / WINKLE
Pole		
		

Mallory Park - Sidecars
Circuit Length = 1.3900 miles

These results are provisional until the conclusion of any judicial and technical matters.

Race Director :

Stewards :

Timekeeper :

MCRCB BULLETIN TK095

2010 Yokohama/ACU British F2 Sidecar Championship / Swan Combi Challenge

WARM-UP - CLASSIFICATION

POS	NO	CL	NAME	ENTRY	TIME	ON	LAPS	GAP	DIFF	MPH
1	45	C	ATKINSON / KNAPTON	LCR Suzuki - A W Racing	56.444	5	7			88.65
2	23	S	SMITH / SMITH	Shelbourne Honda - Wil Smith Racing	56.595	4	7	0.151	0.151	88.41
3	4	S	HANKS / WELLS	Molyneux Rose Suzuki - Hanks Racing	56.605	5	7	0.161	0.010	88.40
4	1	S	HOLDEN / WINKLE	LCR Suzuki - Holden Racing	56.780	2	4	0.336	0.175	88.13
5	12	S	ELMER / MARSHALL	Ireson Yamaha - T&D Racing	56.800	5	5	0.356	0.020	88.09
6	2	S	NEARY / KNAPTON	LCR Honda - Dave Hudspeth Carpets/Honda	56.875	4	5	0.431	0.075	87.98
7	7	S	BELL / BELL	LCR Yamaha - Bell Yamaha Racing	56.955	3	7	0.511	0.080	87.85
8	29	C	KERSHAW / WILSON	LCR Suzuki - Kershaw Racing	57.016	4	4	0.572	0.061	87.76
9	57	S	WALLIS / WAREHAM	LCR Honda - Team Petpals	57.147	2	3	0.703	0.131	87.56
10	22	S	KIMBERLEY / BELL	Ireson Honda - D K Racing	57.337	3	5	0.893	0.190	87.27
11	3	S	BRYAN / PARTRIDGE	Baker Honda - Bryan Racing	57.360	3	4	0.916	0.023	87.23
12	15	S	HARRISON / PATTERSON	Shelbourne Honda - PRS Racing	57.510	5	5	1.066	0.150	87.01
13	26	C	ATKINSON / DAWSON	BLR Yamaha - Clifton Motorsport	57.566	4	7	1.122	0.056	86.92
14	10	S	BAKER / MILLIGAN	Baker Suzuki - Cumbria Express	57.586	4	7	1.142	0.020	86.89
15	8	S	HENRY / SMITH	Windle Suzuki - Magnam Racing	58.193	4	6	1.749	0.607	85.99
16	25	C	FENWICK / SAYERS	Shelbourne Honda - R Fenwick Freight	58.316	4	7	1.872	0.123	85.80
17	42	C	BENNETT / PERRY	Shelbourne Honda - Mad Cow Racing	58.370	3	7	1.926	0.054	85.72
18	17	S	BAKER / KILLINGSWORTH	Shelbourne Honda - D&J Bike Spares (Lincoln	58.522	2	7	2.078	0.152	85.50
19	28	C	PEARCE / PEARCE	LCR Suzuki - Pearce Racing	58.682	2	5	2.238	0.160	85.27
20	60	C	ROGERS / JONES	LCR Honda - Trentside Racing	58.838	5	7	2.394	0.156	85.04
21	34	C	SAUNDERS / STONE	MR Equipe Suzuki - Stapletons Tyre Serv	59.142	3	4	2.698	0.304	84.61
22	9	C	EASTELL / SMITHIES	Baker Yamaha - Lee-fm.co.uk	59.158	7	7	2.714	0.016	84.58
23	31	C	DUKES / AYLOTT	BLR Honda - Dukes Racing	59.771	3	7	3.327	0.613	83.71
24	21	C	LINDLEY / DAWSON	LCR Suzuki - Lindley Racing	1:00.317	2	4	3.873	0.546	82.96

Weather / Track : Sunny / Dry

These results are provisional until the conclusion of any judicial and technical matters.

Mallory Park - Sidecars
Circuit Length = 1.3900 miles
Start: 09:30 End: 09:39

Race Director :	Stewards :	Timekeeper :
-----------------	------------	--------------

MCRCB BULLETIN TK096

2010 Yokohama/ACU British F2 Sidecar Championship / Swan Combi Challenge

WARM-UP - SECTOR ANALYSIS

1	HOLDEN / WINKLE					S	Holden Racing				
1-	19.751	98.0	40.014	111.5	59.765	3-	18.831	111.7	38.167	109.7	56.998
2-	19.291	109.5	37.489	112.6	56.780	4-	18.590	115.3	38.417	98.3	57.007
2	NEARY / KNAPTON					S	Dave Hudspeth Carpets/Honda UK				
1-	19.744	110.6	38.843	108.9	58.587	4-	19.013	112.2	37.862	109.1	56.875
2-	19.219	111.7	37.903	109.8	57.122	5-	3:03.721	110.0	39.159	106.0	3:42.880
3-	19.027	112.4	38.013	108.2	57.040						
3	BRYAN / PARTRIDGE					S	Bryan Racing				
1-	19.494	109.5	39.048	108.9	58.542	3-	19.330	110.4	38.030	108.6	57.360
2-	19.242	110.6	38.660	107.7	57.902	4-	19.104	110.6	38.281	108.4	57.385
4	HANKS / WELLS					S	Hanks Racing				
1-	19.416	108.8	41.249	108.9	1:00.665	5-	18.504	112.6	38.101	108.2	56.605
2-	19.367	111.8	38.866	108.9	58.233	6-	18.771	109.7	39.096	109.5	57.867
3-	18.754	111.7	38.630	107.4	57.384	7-	18.854	109.8	39.149	107.9	58.003
4-	19.394	112.0	38.454	107.5	57.848						
7	BELL / BELL					S	Bell Yamaha Racing				
1-	19.913	108.4	39.114	110.0	59.027	5-	19.476	108.1	38.124	107.5	57.600
2-	19.682	109.1	37.730	110.6	57.412	6-	19.307	108.8	37.864	107.9	57.171
3-	19.258	109.5	37.697	111.7	56.955	7-	19.213	109.1	37.806	108.4	57.019
4-	19.246	107.7	37.785	111.3	57.031						
8	HENRY / SMITH					S	Magnam Racing				
1-	20.074	106.9	40.354	107.0	1:00.428	4-	19.211	110.6	38.982	106.4	58.193
2-	19.716	109.3	40.834	107.4	1:00.550	5-	19.556	110.4	39.082	106.9	58.638
3-	19.432	109.8	39.064	107.2	58.496	6-	19.363	107.4	40.304	106.9	59.667
9	EASTELL / SMITHIES					C	Lee-fm.co.uk				
1-	20.166	97.1	41.823	108.9	1:01.989	5-	19.466	109.8	39.964	106.9	59.430
2-	19.364	104.5	39.987	109.1	59.351	6-	19.296	110.7	40.094	107.4	59.390
3-	19.359	110.0	39.816	108.4	59.175	7-	19.224	109.8	39.934	107.9	59.158
4-	19.180	111.7	40.230	108.8	59.410						
10	BAKER / MILLIGAN					S	Cumbria Express				
1-	19.703	110.4	40.443	106.0	1:00.146	5-	19.036	113.9	39.741	110.7	58.777
2-	19.368	112.4	39.140	108.8	58.508	6-	19.727	109.5	39.175	110.0	58.902
3-	19.006	112.2	38.974	108.8	57.980	7-	19.119	111.1	39.243	110.6	58.362
4-	19.048	113.7	38.538	109.8	57.586						
12	ELMER / MARSHALL					S	T&D Racing				
1-	19.699	101.1	40.815	105.5	1:00.514	4-	19.058	112.2	38.908	109.1	57.966
2-	19.622	104.7	39.831	109.3	59.453	5-	18.979	110.2	37.821	109.3	56.800
3-	18.905	113.4	38.434	109.5	57.339						
15	HARRISON / PATTERSON					S	PRS Racing				
1-	19.595	107.5	39.923	109.8	59.518	4-	18.975	112.4	38.913	108.6	57.888
2-	18.964	111.3	39.108	109.7	58.072	5-	18.982	112.0	38.528	108.6	57.510
3-	19.099	109.7	39.980	109.3	59.079						
17	BAKER / KILLINGSWORTH					S	D&J Bike Spares (Lincoln)				
1-	19.980	109.5	40.883	106.2	1:00.863	5-	19.686	107.9	40.444	106.0	1:00.130
2-	19.250	110.4	39.272	107.4	58.522	6-	19.299	108.9	39.544	107.0	58.843
3-	19.115	110.4	39.513	107.4	58.628	7-	19.250	108.8	40.532	105.4	59.782
4-	19.445	108.9	40.003	106.2	59.448						
21	LINDLEY / DAWSON					C	Lindley Racing				
1-	20.180	108.4	41.644	110.0	1:01.824	3-	19.479	108.9	42.131	101.7	1:01.610
2-	19.735	108.2	40.582	110.9	1:00.317	4-	19.666	109.8	42.542	92.8	1:02.208

Weather / Track : Sunny / Dry

Mallory Park - Sidecars
Circuit Length = 1.3900 miles
Start: 09:30 End: 09:39

MCRCB BULLETIN TK096

2010 Yokohama/ACU British F2 Sidecar Championship / Swan Combi Challenge

WARM-UP - SECTOR ANALYSIS

22	KIMBERLEY / BELL				S	D K Racing					
1-	19.880	109.3	38.844	113.0	58.724	4-	18.602	113.0	39.227	111.8	57.829
2-	19.238	111.8	38.584	112.8	57.822	5-	18.550	113.7	38.941	112.0	57.491
3-	18.566	113.2	38.771	112.8	57.337						
23	SMITH / SMITH				S	Wil Smith Racing					
1-	19.357	109.5	39.577	110.0	58.934	5-	18.600	113.9	38.114	107.9	56.714
2-	18.928	112.2	38.959	109.7	57.887	6-	19.177	111.1	37.959	108.6	57.136
3-	18.926	110.9	38.774	109.7	57.700	7-	18.817	106.2	38.491	108.2	57.308
4-	18.692	111.8	37.903	108.1	56.595						
25	FENWICK / SAYERS				C	R Fenwick Freight					
1-	19.764	108.8	39.929	107.9	59.693	5-	19.391	110.7	39.775	105.5	59.166
2-	19.276	111.1	39.524	106.9	58.800	6-	19.367	110.4	39.573	105.4	58.940
3-	19.249	109.8	39.784	106.0	59.033	7-	19.406	107.2	39.244	106.0	58.650
4-	19.379	110.6	38.937	105.5	58.316						
26	ATKINSON / DAWSON				C	Clifton Motorsport					
1-	19.447	110.2	1:03.742	103.4	1:23.189	5-	19.483	106.7	39.131	103.7	58.614
2-	19.216	109.3	38.856	103.7	58.072	6-	19.095	109.8	38.584	103.9	57.679
3-	19.101	109.1	38.532	103.6	57.633	7-	19.368	108.6	39.494	105.8	58.862
4-	19.083	109.5	38.483	102.5	57.566						
28	PEARCE / PEARCE				C	Pearce Racing					
1-	20.732	97.7	41.460	111.8	1:02.192	4-	19.271	106.4	40.489	112.6	59.760
2-	19.420	109.3	39.262	111.5	58.682	5-	20.233	104.9	40.399	111.7	1:00.632
3-	19.022	110.0	40.222	112.0	59.244						
29	KERSHAW / WILSON				C	Kershaw Racing					
1-	20.230	107.0	39.235	108.6	59.465	3-	18.970	109.1	38.176	109.5	57.146
2-	19.183	109.3	38.090	108.8	57.273	4-	18.982	108.8	38.034	108.9	57.016
31	DUKES / AYLOTT				C	Dukes Racing					
1-	20.326	102.1	40.697	106.7	1:01.023	5-	20.345	102.1	41.166	110.0	1:01.511
2-	20.248	106.4	39.880	107.7	1:00.128	6-	20.323	100.6	41.306	108.9	1:01.629
3-	20.354	103.6	39.417	108.1	59.771	7-	20.615	101.8	40.912	107.5	1:01.527
4-	20.990	98.0	40.997	108.9	1:01.987						
34	SAUNDERS / STONE				C	Stapletons Tyre Serv					
1-	20.301	106.2	40.995	104.7	1:01.296	3-	19.444	107.7	39.698	104.2	59.142
2-	19.604	108.1	39.755	104.5	59.359	4-	19.726	108.4	40.308	102.0	1:00.034
42	BENNETT / PERRY				C	Mad Cow Racing					
1-	20.832	102.0	40.981	107.9	1:01.813	5-	19.384	109.3	39.315	105.2	58.699
2-	19.118	111.7	39.531	107.0	58.649	6-	19.209	110.2	39.221	107.0	58.430
3-	19.236	110.7	39.134	107.4	58.370	7-	19.242	108.6	39.319	107.2	58.561
4-	19.917	109.7	39.362	106.2	59.279						
45	ATKINSON / KNAPTON				C	A W Racing					
1-	19.739	111.1	40.514	110.7	1:00.253	5-	18.782	113.6	37.662	110.6	56.444
2-	19.249	111.8	39.358	111.8	58.607	6-	18.903	113.2	38.503	111.8	57.406
3-	18.995	111.3	38.372	111.1	57.367	7-	19.082	108.6	38.676	110.9	57.758
4-	19.014	110.2	39.289	111.1	58.303						
57	WALLIS / WAREHAM				S	Team Petpals					
1-	20.794	101.7	40.606	107.5	1:01.400	3-	19.748	110.0	37.935	108.6	57.683
2-	19.284	110.9	37.863	111.1	57.147						
60	ROGERS / JONES				C	Trentside Racing					
1-	20.585	105.2	40.503	106.5	1:01.088	5-	19.618	108.2	39.220	103.9	58.838
2-	19.665	109.8	41.981	105.7	1:01.646	6-	19.921	107.9	39.916	106.5	59.837

Weather / Track : Sunny / Dry

Mallory Park - Sidecars
Circuit Length = 1.3900 miles
Start: 09:30 End: 09:39

MCRCB BULLETIN TK096

2010 Yokohama/ACU British F2 Sidecar Championship / Swan Combi Challenge

WARM-UP - SECTOR ANALYSIS

3 -	19.697	108.9	39.944	103.4	59.641	7 -	19.818	107.9	39.563	107.7	59.381
4 -	19.604	109.3	39.242	106.5	58.846						

Weather / Track : Sunny / Dry

Mallory Park - Sidecars
Circuit Length = 1.3900 miles
Start: 09:30 End: 09:39

MCRCB BULLETIN TK097

2010 Yokohama/ACU British F2 Sidecar Championship / Swan Combi Challenge

WARM-UP - SPEED TRAPS

SECTOR 1				SECTOR 2			FINISH LINE			
POS	NO	NAME	MPH	NO	NAME	MPH	NO	NAME	MPH	
1	1	HOLDEN / WINKLE	115.3				22	KIMBERLEY / BELL	113.0	
2	10	BAKER / MILLIGAN	113.9				1	HOLDEN / WINKLE	112.6	
3	23	SMITH / SMITH	113.9				28	PEARCE / PEARCE	112.6	
4	22	KIMBERLEY / BELL	113.7				45	ATKINSON / KNAPTON	111.8	
5	45	ATKINSON / KNAPTON	113.6				7	BELL / BELL	111.7	
6	12	ELMER / MARSHALL	113.4				57	WALLIS / WAREHAM	111.1	
7	4	HANKS / WELLS	112.6				21	LINDLEY / DAWSON	110.9	
8	2	NEARY / KNAPTON	112.4				10	BAKER / MILLIGAN	110.7	
9	15	HARRISON / PATTERSON	112.4				15	HARRISON / PATTERSON	110.4	
10	9	EASTELL / SMITHIES	111.7				23	SMITH / SMITH	110.0	
11	42	BENNETT / PERRY	111.7				31	DUKES / AYLOTT	110.0	
12	25	FENWICK / SAYERS	111.1				2	NEARY / KNAPTON	109.8	
13	57	WALLIS / WAREHAM	110.9				4	HANKS / WELLS	109.5	
14	3	BRYAN / PARTRIDGE	110.6				12	ELMER / MARSHALL	109.5	
15	8	HENRY / SMITH	110.6				29	KERSHAW / WILSON	109.5	
16	17	BAKER / KILLINGSWORTH	110.4				9	EASTELL / SMITHIES	109.1	
17	26	ATKINSON / DAWSON	110.2				17	BAKER / KILLINGSWORTH	109.1	
18	28	PEARCE / PEARCE	110.0				3	BRYAN / PARTRIDGE	108.9	
19	21	LINDLEY / DAWSON	109.8				25	FENWICK / SAYERS	107.9	
20	60	ROGERS / JONES	109.8				42	BENNETT / PERRY	107.9	
21	7	BELL / BELL	109.5				60	ROGERS / JONES	107.7	
22	29	KERSHAW / WILSON	109.3				8	HENRY / SMITH	107.4	
23	34	SAUNDERS / STONE	108.6				26	ATKINSON / DAWSON	105.8	
24	31	DUKES / AYLOTT	106.4				34	SAUNDERS / STONE	104.7	

Weather / Track : Sunny / Dry

Mallory Park - Sidecars
Circuit Length = 1.3900 miles
Start: 09:30 End: 09:39

MCRCB BULLETIN TK098

2010 Yokohama/ACU British F2 Sidecar Championship / Swan Combi Challenge

WARM-UP - BEST SECTOR TIMES

SECTOR 1			SECTOR 2			IDEAL / BEST COMPARISON						
POS	NO	NAME	TIME	NO	NAME	TIME	POS	NO	NAME	IDEAL	BEST	DIFF
1	4	HANKS / WELLS	18.504	1	HOLDEN / WINKLE	37.489	1	1	HOLDEN / WINKLE	56.079	56.780	0.701
2	22	KIMBERLEY / BELL	18.550	45	ATKINSON / KNAPTON	37.662	2	45	ATKINSON / KNAPTON	56.444	56.444	0.000
3	1	HOLDEN / WINKLE	18.590	7	BELL / BELL	37.697	3	23	SMITH / SMITH	56.503	56.595	0.092
4	23	SMITH / SMITH	18.600	12	ELMER / MARSHALL	37.821	4	12	ELMER / MARSHALL	56.594	56.800	0.206
5	12	ELMER / MARSHALL	18.773	2	NEARY / KNAPTON	37.862	5	4	HANKS / WELLS	56.605	56.605	0.000
6	45	ATKINSON / KNAPTON	18.782	57	WALLIS / WAREHAM	37.863	6	7	BELL / BELL	56.821	56.955	0.134
7	15	HARRISON / PATTERSON	18.964	23	SMITH / SMITH	37.903	7	2	NEARY / KNAPTON	56.875	56.875	0.000
8	29	KERSHAW / WILSON	18.970	3	BRYAN / PARTRIDGE	38.030	8	29	KERSHAW / WILSON	57.004	57.016	0.012
9	10	BAKER / MILLIGAN	19.006	29	KERSHAW / WILSON	38.034	9	3	BRYAN / PARTRIDGE	57.134	57.360	0.226
10	2	NEARY / KNAPTON	19.013	4	HANKS / WELLS	38.101	10	22	KIMBERLEY / BELL	57.134	57.337	0.203
11	28	PEARCE / PEARCE	19.022	26	ATKINSON / DAWSON	38.483	11	57	WALLIS / WAREHAM	57.147	57.147	0.000
12	26	ATKINSON / DAWSON	19.083	15	HARRISON / PATTERSON	38.528	12	15	HARRISON / PATTERSON	57.492	57.510	0.018
13	3	BRYAN / PARTRIDGE	19.104	10	BAKER / MILLIGAN	38.538	13	10	BAKER / MILLIGAN	57.544	57.586	0.042
14	17	BAKER / KILLINGSWORTH	19.115	22	KIMBERLEY / BELL	38.584	14	26	ATKINSON / DAWSON	57.566	57.566	0.000
15	42	BENNETT / PERRY	19.118	25	FENWICK / SAYERS	38.937	15	25	FENWICK / SAYERS	58.186	58.316	0.130
16	7	BELL / BELL	19.124	8	HENRY / SMITH	38.982	16	8	HENRY / SMITH	58.193	58.193	0.000
17	9	EASTELL / SMITHIES	19.180	42	BENNETT / PERRY	39.134	17	42	BENNETT / PERRY	58.252	58.370	0.118
18	8	HENRY / SMITH	19.211	60	ROGERS / JONES	39.220	18	28	PEARCE / PEARCE	58.284	58.682	0.398
19	25	FENWICK / SAYERS	19.249	28	PEARCE / PEARCE	39.262	19	17	BAKER / KILLINGSWORTH	58.387	58.522	0.135
20	57	WALLIS / WAREHAM	19.284	17	BAKER / KILLINGSWORTH	39.272	20	60	ROGERS / JONES	58.824	58.838	0.014
21	34	SAUNDERS / STONE	19.444	31	DUKES / AYLOTT	39.417	21	9	EASTELL / SMITHIES	58.996	59.158	0.162
22	21	LINDLEY / DAWSON	19.479	34	SAUNDERS / STONE	39.698	22	34	SAUNDERS / STONE	59.142	59.142	0.000
23	60	ROGERS / JONES	19.604	9	EASTELL / SMITHIES	39.816	23	31	DUKES / AYLOTT	59.665	59.771	0.106
24	31	DUKES / AYLOTT	20.248	21	LINDLEY / DAWSON	40.582	24	21	LINDLEY / DAWSON	1:00.061	1:00.317	0.256
Perfect lap										55.993		

Weather / Track : Sunny / Dry

Mallory Park - Sidecars
Circuit Length = 1.3900 miles
Start: 09:30 End: 09:39


MCRCB BULLETIN TK099

2010 Yokohama/ACU British F2 Sidecar Championship / Swan Combi Challenge

RACES 2 & 9 - FINAL GRID

ROW 12	59.426 25 FENWICK / SAYERS	59.136 34 SAUNDERS / STONE
ROW 11	58.885 28 PEARCE / PEARCE	58.883 60 ROGERS / JONES
ROW 10	58.779 21 LINDLEY / DAWSON	58.667 31 DUKES / AYLOTT
ROW 9	58.553 17 BAKER / KILLINGSWORTH	58.512 42 BENNETT / PERRY
ROW 8	58.228 8 HENRY / SMITH	58.217 9 EASTELL / SMITHIES
ROW 7	58.081 10 BAKER / MILLIGAN	57.708 45 ATKINSON / KNAPTON
ROW 6	57.636 26 ATKINSON / DAWSON	57.492 22 KIMBERLEY / BELL
ROW 5	57.350 57 WALLIS / WAREHAM	57.224 29 KERSHAW / WILSON
ROW 4	57.117 7 BELL / BELL	57.025 15 HARRISON / PATTERSON
ROW 3	57.021 3 BRYAN / PARTRIDGE	56.822 4 HANKS / WELLS
ROW 2	56.754 12 ELMER / MARSHALL	56.634 23 SMITH / SMITH
ROW 1	56.563 2 NEARY / KNAPTON	55.507 1 HOLDEN / WINKLE

Pole



Mallory Park - Sidecars
Circuit Length = 1.3900 miles

These results are provisional until the conclusion of any judicial and technical matters.

Race Director :

Stewards :

Timekeeper :

2010 Yokohama/ACU British F2 Sidecar Championship / Swan Combi Challenge
RACE 2 - CLASSIFICATION

POS	NO	CL	NAME	ENTRY	LAPS	TIME	GAP	DIFF	MPH	BEST	ON
1	1	S	HOLDEN / WINKLE	LCR Suzuki - Holden Racing	15	14:09.553			88.35	55.531	2
2	2	S	NEARY / KNAPTON	LCR Honda - Dave Hudspeth Carpets/Honc	15	14:12.770	3.217	3.217	88.01	55.932	4
3	23	S	SMITH / SMITH	Shelbourne Honda - Wil Smith Racing	15	14:14.989	5.436	2.219	87.79	56.206	12
4	12	S	ELMER / MARSHALL	Ireson Yamaha - T&D Racing	15	14:19.458	9.905	4.469	87.33	56.498	5
5	3	S	BRYAN / PARTRIDGE	Baker Honda - Bryan Racing	15	14:20.617	11.064	1.159	87.21	56.667	10
6	4	S	HANKS / WELLS	Molyneux Rose Suzuki - Hanks Racing	15	14:26.220	16.667	5.603	86.65	56.883	2
7	22	S	KIMBERLEY / BELL	Ireson Honda - D K Racing	15	14:35.767	26.214	9.547	85.70	56.717	8
8	10	S	BAKER / MILLIGAN	Baker Suzuki - Cumbria Express	15	14:39.784	30.231	4.017	85.31	57.349	9
9	42	C	BENNETT / PERRY	Shelbourne Honda - Mad Cow Racing	15	14:45.079	35.526	5.295	84.80	57.758	10
10	29	C	KERSHAW / WILSON	LCR Suzuki - Kershaw Racing	15	14:45.925	36.372	0.846	84.72	56.899	4
11	25	C	FENWICK / SAYERS	Shelbourne Honda - R Fenwick Freight	15	14:46.911	37.358	0.986	84.63	57.839	15
12	17	S	BAKER / KILLINGSWORTH	Shelbourne Honda - D&J Bike Spares (Linc	15	14:49.438	39.885	2.527	84.39	57.964	9
13	31	C	DUKES / AYLOTT	BLR Honda - Dukes Racing	15	14:53.534	43.981	4.096	84.00	58.271	8
14	9	C	EASTELL / SMITHIES	Baker Yamaha - Lee-fm.co.uk	15	14:59.749	50.196	6.215	83.42	57.946	8
15	60	C	ROGERS / JONES	LCR Honda - Trentside Racing	15	15:07.412	57.859	7.663	82.71	59.207	4
16	34	C	SAUNDERS / STONE	MR Equipe Suzuki - Stapletons Tyre Serv	14	14:27.163	1 lap	1 lap	80.78	58.928	3

NOT CLASSIFIED

DNF	15	S	HARRISON / PATTERSON	Shelbourne Honda - PRS Racing	13	12:45.152	2 laps	1 lap	85.01	56.947	9
DNF	8	S	HENRY / SMITH	Windle Suzuki - Magnam Racing	10	9:55.313	5 laps	3 laps	84.05	58.022	9
DNF	21	C	LINDLEY / DAWSON	LCR Suzuki - Lindley Racing	9	9:10.980	6 laps	1 lap	81.73	58.942	7
DNF	26	C	ATKINSON / DAWSON	BLR Yamaha - Clifton Motorsport	6	6:01.296	9 laps	3 laps	83.10	57.203	4
DNF	28	C	PEARCE / PEARCE	LCR Suzuki - Pearce Racing	5	5:08.005	10 laps	1 lap	81.23	58.768	3
DNF	7	S	BELL / BELL	LCR Yamaha - Bell Yamaha Racing	0						
DNF	45	C	ATKINSON / KNAPTON	LCR Suzuki - A W Racing	0						
DNF	57	S	WALLIS / WAREHAM	LCR Honda - Team Petpals	0						

FASTEST LAP

1	S	HOLDEN / WINKLE	LCR Suzuki - Holden Racing	2	55.531	90.11 mph	145.02 kph
29	C	KERSHAW / WILSON	LCR Suzuki - Kershaw Racing	4	56.899	87.94 mph	141.53 kph

Weather / Track : Sunny / Dry

These results are provisional until the conclusion of any judicial and technical matters.

Mallory Park - Sidecars
 Circuit Length = 1.3900 miles
 Start: 11:17 End: 11:33

Race Director :	Stewards :	Timekeeper :
-----------------	------------	--------------

MCRCB BULLETIN TK125

2010 Yokohama/ACU British F2 Sidecar Championship / Swan Combi Challenge

RACE 2 - LAP CHART

Lap 1			Lap 2			Lap 3			Lap 4			Lap 5		
No	Behind	Laptime	No	Behind	Laptime	No	Behind	Laptime	No	Behind	Laptime	No	Behind	Laptime
1		1:00.219	1		55.531	1		55.604	1		55.994	1		56.140
2	1.313	1:01.532	2	2.377	56.595	2	2.919	56.146	2	2.857	55.932	2	3.214	56.497
23	1.404	1:01.623	23	2.957	57.084	23	4.868	57.515	23	5.553	56.679	23	6.012	56.599
3	1.810	1:02.029	3	3.533	57.254	3	4.974	57.045	3	6.427	57.447	12	6.810	56.498
4	2.543	1:02.762	4	3.895	56.883	12	5.613	57.088	12	6.452	56.833	3	7.733	57.446
12	2.740	1:02.959	12	4.129	56.920	4	5.616	57.325	4	7.216	57.594	4	8.715	57.639
22	3.227	1:03.446	22	4.585	56.889	22	6.285	57.304	29	7.689	56.899	22	13.127	1:01.424
29	3.927	1:04.146	29	5.368	56.972	29	6.784	57.020	22	7.843	57.552	42	15.624	58.087
8	5.627	1:05.846	8	8.213	58.117	8	11.017	58.408	42	13.677	58.236	8	16.620	58.596
42	6.141	1:06.360	42	9.012	58.402	42	11.435	58.027	8	14.164	59.141	15	16.909	58.134
10	7.314	1:07.533	15	9.779	57.747	15	11.739	57.564	15	14.915	59.170	10	17.442	58.377
15	7.563	1:07.782	10	10.383	58.600	10	12.584	57.805	10	15.205	58.615	17	17.745	58.191
17	7.885	1:08.104	17	11.219	58.865	17	13.687	58.072	17	15.694	58.001	26	18.818	58.801
31	8.935	1:09.154	31	12.362	58.958	26	14.948	57.809	26	16.157	57.203	25	20.974	58.818
26	8.936	1:09.155	26	12.743	59.338	31	15.413	58.655	25	18.296	58.261	31	22.521	59.789
25	9.222	1:09.441	25	13.187	59.496	25	16.029	58.446	31	18.872	59.453	28	24.517	1:00.421
60	9.605	1:09.824	28	13.577	59.095	28	16.741	58.768	28	20.236	59.489	60	24.941	1:00.366
28	10.013	1:10.232	60	13.865	59.791	60	17.502	59.241	60	20.715	59.207	29	25.317	1:13.768
34	10.587	1:10.806	34	14.913	59.857	34	18.237	58.928	34	21.505	59.262	34	25.830	1:00.465
21	10.713	1:10.932	21	15.348	1:00.166	21	19.716	59.972	21	24.308	1:00.586	21	28.023	59.855
9	14.397	1:14.616	9	17.953	59.087	9	21.194	58.845	9	24.461	59.261	9	28.810	1:00.489

Weather / Track : Sunny / Dry

Mallory Park - Sidecars
 Circuit Length = 1.3900 miles
 Start: 11:17 End: 11:33

MCRCB BULLETIN TK125

2010 Yokohama/ACU British F2 Sidecar Championship / Swan Combi Challenge

RACE 2 - LAP CHART

Lap 6			Lap 7			Lap 8			Lap 9			Lap 10		
No	Behind	Laptime	No	Behind	Laptime	No	Behind	Laptime	No	Behind	Laptime	No	Behind	Laptime
1		55.945	1		56.656	1		56.166	1		56.434	1		56.736
2	3.493	56.224	2	3.598	56.761	2	4.221	56.789	2	4.220	56.433	2	3.856	56.372
23	6.456	56.389	23	6.590	56.790	23	7.201	56.777	23	7.243	56.476	23	6.971	56.464
12	7.723	56.858	12	7.831	56.764	12	8.802	57.137	12	9.042	56.674	12	9.567	57.261
3	8.715	56.927	3	9.090	57.031	3	9.827	56.903	3	10.286	56.893	3	10.217	56.667
4	9.773	57.003	4	10.096	56.979	4	11.275	57.345	4	11.972	57.131	4	12.217	56.981
22	14.785	57.603	22	15.591	57.462	22	16.142	56.717	22	18.195	58.487	22	20.271	58.812
42	18.647	58.968	42	20.509	58.518	10	22.519	58.023	10	23.434	57.349	10	24.487	57.789
8	18.868	58.193	10	20.662	57.920	42	23.353	59.010	42	25.000	58.081	42	26.022	57.758
15	19.150	58.186	15	20.775	58.281	15	25.047	1:00.438	15	25.560	56.947	15	26.448	57.624
10	19.398	57.901	8	21.334	59.122	8	25.395	1:00.227	8	26.983	58.022	17	29.166	58.451
17	20.258	58.458	17	21.769	58.167	17	25.921	1:00.318	17	27.451	57.964	8	29.888	59.641
26	21.863	58.990	25	24.549	58.095	25	26.683	58.300	25	28.456	58.207	25	30.247	58.527
25	23.110	58.081	31	27.577	58.721	31	29.682	58.271	29	30.972	57.382	29	31.279	57.043
31	25.512	58.936	29	27.973	57.283	29	30.024	58.217	31	32.150	58.902	31	34.075	58.661
29	27.346	57.974	60	31.195	59.429	9	34.312	57.946	9	36.838	58.960	9	38.829	58.727
60	28.422	59.426	34	32.087	59.389	60	34.400	59.371	60	37.501	59.535	60	41.457	1:00.692
34	29.354	59.469	9	32.532	58.189	34	35.960	1:00.039	34	38.635	59.109	34	54.593	1:12.694
9	30.999	58.134	21	34.310	58.942	21	39.120	1:00.976	21	42.291	59.605			
21	32.024	59.946												

Weather / Track : Sunny / Dry

Mallory Park - Sidecars
 Circuit Length = 1.3900 miles
 Start: 11:17 End: 11:33

MCRCB BULLETIN TK125

2010 Yokohama/ACU British F2 Sidecar Championship / Swan Combi Challenge

RACE 2 - LAP CHART

Lap 11			Lap 12			Lap 13			Lap 14			Lap 15		
No	Behind	Laptime	No	Behind	Laptime	No	Behind	Laptime	No	Behind	Laptime	No	Behind	Laptime
1		56.445	1		57.228	1		56.807	1		56.708	1		56.940
2	3.885	56.474	2	3.374	56.717	2	3.188	56.621	2	3.224	56.744	2	3.217	56.933
23	6.815	56.289	34	1 LAP	1:03.380	23	5.900	56.914	23	5.712	56.520	23	5.436	56.664
12	9.871	56.749	23	5.793	56.206	34	1 LAP	1:00.895	12	9.839	57.022	12	9.905	57.006
3	10.597	56.825	12	9.545	56.902	12	9.525	56.787	3	10.928	57.395	3	11.064	57.076
4	13.395	57.623	3	10.186	56.817	3	10.241	56.862	34	1 LAP	1:01.714	4	16.667	57.999
22	22.051	58.225	4	13.573	57.406	4	14.416	57.650	4	15.608	57.900	34	1 LAP	1:01.156
10	25.700	57.658	22	23.073	58.250	22	24.158	57.892	22	25.276	57.826	22	26.214	57.878
42	28.053	58.476	10	26.503	58.031	10	27.798	58.102	10	28.938	57.848	10	30.231	58.233
15	28.143	58.140	15	28.315	57.400	15	29.247	57.739	42	33.805	59.161	42	35.526	58.661
17	31.335	58.614	42	29.609	58.784	42	31.352	58.550	29	35.660	57.554	29	36.372	57.652
25	32.200	58.398	17	32.918	58.811	25	34.478	58.267	25	36.459	58.689	25	37.358	57.839
29	33.004	58.170	25	33.018	58.046	29	34.814	58.295	17	38.281	59.190	17	39.885	58.544
31	35.933	58.303	29	33.326	57.550	17	35.799	59.688	31	41.179	58.544	31	43.981	59.742
9	41.146	58.762	31	37.550	58.845	31	39.343	58.600	9	48.021	59.567	9	50.196	59.115
60	44.686	59.674	9	42.770	58.852	9	45.162	59.199	60	54.898	1:00.066	60	57.859	59.901
			60	47.867	1:00.409	60	51.540	1:00.480						

MCRCB BULLETIN TK126

2010 Yokohama/ACU British F2 Sidecar Championship / Swan Combi Challenge

RACE 2 - POSITION CHART

No	Name	Pos	Laps														
			1	2	3	4	5	6	7	8	9	10	11	12	13	14	15
1	HOLDEN / WINKLE	1	1	1	1	1	1	1	1	1	1	1	1	1	1	1	1
2	NEARY / KNAPTON	2	2	2	2	2	2	2	2	2	2	2	2	2	2	2	2
23	SMITH / SMITH	3	23	23	23	23	23	23	23	23	23	23	23	23	23	23	23
3	BRYAN / PARTRIDGE	4	3	3	3	3	12	12	12	12	12	12	12	12	12	12	12
4	HANKS / WELLS	5	4	4	12	12	3	3	3	3	3	3	3	3	3	3	3
12	ELMER / MARSHALL	6	12	12	4	4	4	4	4	4	4	4	4	4	4	4	4
22	KIMBERLEY / BELL	7	22	22	22	29	22	22	22	22	22	22	22	22	22	22	22
29	KERSHAW / WILSON	8	29	29	29	22	42	42	42	10	10	10	10	10	10	10	10
8	HENRY / SMITH	9	8	8	8	42	8	8	10	42	42	42	42	15	15	42	42
42	BENNETT / PERRY	10	42	42	42	8	15	15	15	15	15	15	15	42	42	29	29
10	BAKER / MILLIGAN	11	10	15	15	15	10	10	8	8	8	17	17	17	25	25	25
15	HARRISON / PATTERS	12	15	10	10	10	17	17	17	17	17	8	25	25	29	17	17
17	BAKER / KILLINGSWO	13	17	17	17	17	26	26	25	25	25	25	29	29	17	31	31
31	DUKES / AYLOTT	14	31	31	26	26	25	25	31	31	29	29	31	31	31	9	9
26	ATKINSON / DAWSON	15	26	26	31	25	31	31	29	29	31	31	9	9	9	60	60
25	FENWICK / SAYERS	16	25	25	25	31	28	29	60	9	9	9	60	60	60	34	34
60	ROGERS / JONES	17	60	28	28	28	60	60	34	60	60	60	34	34	34		
28	PEARCE / PEARCE	18	28	60	60	60	29	34	9	34	34	34					
34	SAUNDERS / STONE	19	34	34	34	34	34	9	21	21	21						
21	LINDLEY / DAWSON	20	21	21	21	21	21	21									
9	EASTELL / SMITHIES	21	9	9	9	9	9										

Weather / Track : Sunny / Dry

Mallory Park - Sidecars
 Circuit Length = 1.3900 miles
 Start: 11:17 End: 11:33

MCRCB BULLETIN TK127

2010 Yokohama/ACU British F2 Sidecar Championship / Swan Combi Challenge

RACE 2 - SECTOR ANALYSIS

1	HOLDEN / WINKLE					S Holden Racing					
1-		112.2	37.343	109.7	1:00.219	9-	18.870	113.2	37.564	108.8	56.434
2-	18.575	113.9	36.956	109.7	55.531	10-	18.847	113.2	37.889	109.1	56.736
3-	18.562	113.9	37.042	109.7	55.604	11-	18.880	112.6	37.565	108.9	56.445
4-	18.698	113.6	37.296	109.3	55.994	12-	18.961	112.4	38.267	109.3	57.228
5-	18.750	113.4	37.390	108.8	56.140	13-	18.941	112.8	37.866	109.3	56.807
6-	18.778	113.6	37.167	109.1	55.945	14-	18.784	113.0	37.924	108.9	56.708
7-	18.871	112.2	37.785	109.3	56.656	15-	18.980	112.2	37.960	107.7	56.940
8-	18.855	112.8	37.311	108.9	56.166						
2	NEARY / KNAPTON					S Dave Hudspeth Carpets/Honda UK					
1-		111.1	38.138	108.9	1:01.532	9-	19.032	111.7	37.401	107.7	56.433
2-	18.874	111.1	37.721	107.7	56.595	10-	18.916	112.4	37.456	107.5	56.372
3-	18.706	112.0	37.440	108.6	56.146	11-	18.949	111.3	37.525	107.4	56.474
4-	18.682	112.4	37.250	108.1	55.932	12-	18.900	112.2	37.817	107.7	56.717
5-	18.853	111.7	37.644	107.7	56.497	13-	19.055	110.2	37.566	107.7	56.621
6-	18.869	112.2	37.355	107.0	56.224	14-	19.158	110.4	37.586	107.4	56.744
7-	18.981	111.7	37.780	107.7	56.761	15-	19.125	111.5	37.808	107.0	56.933
8-	19.091	112.4	37.698	107.4	56.789						
3	BRYAN / PARTRIDGE					S Bryan Racing					
1-		110.7	38.278	109.8	1:02.029	9-	19.070	109.8	37.823	106.4	56.893
2-	18.744	110.9	38.510	107.0	57.254	10-	18.815	110.7	37.852	107.7	56.667
3-	18.741	111.3	38.304	106.9	57.045	11-	19.032	110.7	37.793	107.5	56.825
4-	18.931	110.2	38.516	107.0	57.447	12-	18.885	110.9	37.932	106.9	56.817
5-	19.268	111.1	38.178	106.9	57.446	13-	18.917	110.7	37.945	106.5	56.862
6-	18.990	110.4	37.937	107.0	56.927	14-	18.954	111.1	38.441	105.8	57.395
7-	18.866	109.8	38.165	106.4	57.031	15-	18.974	110.0	38.102	106.2	57.076
8-	18.843	110.6	38.060	106.7	56.903						
4	HANKS / WELLS					S Hanks Racing					
1-		110.7	38.464	107.5	1:02.762	9-	18.774	110.9	38.357	106.9	57.131
2-	18.760	113.0	38.123	108.9	56.883	10-	18.678	112.6	38.303	106.5	56.981
3-	18.790	111.7	38.535	107.9	57.325	11-	18.817	111.5	38.806	106.5	57.623
4-	19.167	111.5	38.427	107.5	57.594	12-	18.868	111.8	38.538	106.4	57.406
5-	18.868	111.7	38.771	106.9	57.639	13-	18.913	112.0	38.737	106.4	57.650
6-	18.677	112.2	38.326	106.5	57.003	14-	19.035	110.9	38.865	106.2	57.900
7-	18.705	111.8	38.274	106.9	56.979	15-	19.114	110.6	38.885	106.9	57.999
8-	18.765	110.9	38.580	106.5	57.345						
7	BELL / BELL					S Bell Yamaha Racing					
8	HENRY / SMITH					S Magnam Racing					
1-		107.7	40.542	107.5	1:05.846	6-	19.243	110.0	38.950	106.4	58.193
2-	19.316	110.7	38.801	107.7	58.117	7-	19.407	108.6	39.715	105.4	59.122
3-	19.308	109.5	39.100	106.5	58.408	8-	19.419	110.9	40.808	106.0	1:00.227
4-	19.481	109.3	39.660	106.7	59.141	9-	19.311	110.7	38.711	106.2	58.022
5-	19.198	110.6	39.398	106.0	58.596	10-	19.752	107.4	39.889	105.7	59.641
9	EASTELL / SMITHIES					C Lee-fm.co.uk					
1-		110.2	49.139	106.0	1:14.616	9-	19.237	110.0	39.723	106.2	58.960
2-	19.507	109.3	39.580	106.9	59.087	10-	19.315	110.7	39.412	107.0	58.727
3-	19.073	111.3	39.772	107.0	58.845	11-	19.424	108.9	39.338	106.9	58.762
4-	19.091	111.1	40.170	107.2	59.261	12-	19.347	108.8	39.505	106.4	58.852
5-	19.587	109.3	40.902	108.2	1:00.489	13-	19.460	108.8	39.739	106.4	59.199
6-	18.929	111.5	39.205	107.2	58.134	14-	19.466	107.9	40.101	106.4	59.567
7-	19.013	111.5	39.176	107.4	58.189	15-	19.535	109.1	39.580	106.4	59.115
8-	19.246	110.7	38.700	106.9	57.946						
10	BAKER / MILLIGAN					S Cumbria Express					
1-		104.9	41.889	106.9	1:07.533	9-	19.087	110.9	38.262	108.4	57.349

Weather / Track : Sunny / Dry

Mallory Park - Sidecars
Circuit Length = 1.3900 miles
Start: 11:17 End: 11:33

MCRCB BULLETIN TK127

2010 Yokohama/ACU British F2 Sidecar Championship / Swan Combi Challenge

RACE 2 - SECTOR ANALYSIS

2-	19.678	110.9	38.922	109.1	58.600	10-	19.288	110.6	38.501	107.4	57.789
3-	19.013	111.5	38.792	109.3	57.805	11-	19.252	109.8	38.406	109.1	57.658
4-	18.997	112.2	39.618	109.7	58.615	12-	19.541	110.9	38.490	108.9	58.031
5-	18.982	112.2	39.395	109.7	58.377	13-	19.184	110.6	38.918	108.6	58.102
6-	19.327	112.0	38.574	110.2	57.901	14-	19.367	110.7	38.481	108.8	57.848
7-	19.187	111.3	38.733	109.5	57.920	15-	19.480	110.4	38.753	108.4	58.233
8-	19.230	110.9	38.793	108.1	58.023						
12	ELMER / MARSHALL					S	T&D Racing				
1-		108.4	38.808	110.7	1:02.959	9-	18.795	109.5	37.879	107.9	56.674
2-	18.855	112.0	38.065	112.0	56.920	10-	18.907	109.3	38.354	108.4	57.261
3-	18.791	110.2	38.297	110.9	57.088	11-	18.855	109.5	37.894	108.4	56.749
4-	18.729	110.4	38.104	109.5	56.833	12-	18.953	105.5	37.949	108.6	56.902
5-	18.810	110.0	37.688	109.7	56.498	13-	18.939	110.4	37.848	107.7	56.787
6-	18.817	109.3	38.041	109.5	56.858	14-	19.001	110.4	38.021	108.1	57.022
7-	18.670	109.1	38.094	108.2	56.764	15-	18.818	111.1	38.188	107.2	57.006
8-	18.976	108.4	38.161	108.6	57.137						
15	HARRISON / PATTERSON					S	PRS Racing				
1-		106.0	42.813	109.5	1:07.782	8-	19.552	110.0	40.886	107.5	1:00.438
2-	19.140	111.7	38.607	109.7	57.747	9-	18.890	110.9	38.057	108.4	56.947
3-	18.807	112.0	38.757	110.2	57.564	10-	18.905	109.7	38.719	109.3	57.624
4-	19.160	110.6	40.010	109.3	59.170	11-	19.042	106.5	39.098	110.0	58.140
5-	18.807	112.2	39.327	108.8	58.134	12-	18.786	110.6	38.614	107.2	57.400
6-	19.240	110.7	38.946	109.7	58.186	13-	18.862	110.6	38.877	107.9	57.739
7-	19.368	110.6	38.913	108.2	58.281						
17	BAKER / KILLINGSWORTH					S	D&J Bike Spares (Lincoln)				
1-		107.0	42.255	106.7	1:08.104	9-	19.106	109.5	38.858	106.0	57.964
2-	19.514	108.2	39.351	104.2	58.865	10-	19.286	106.7	39.165	104.9	58.451
3-	19.242	109.5	38.830	105.7	58.072	11-	19.157	108.8	39.457	105.2	58.614
4-	19.226	108.6	38.775	106.9	58.001	12-	19.159	108.2	39.652	103.4	58.811
5-	18.986	109.8	39.205	108.2	58.191	13-	19.240	106.5	40.448	105.2	59.688
6-	19.291	108.9	39.167	105.5	58.458	14-	19.470	107.9	39.720	105.5	59.190
7-	19.061	109.5	39.106	105.2	58.167	15-	19.414	107.9	39.130	105.7	58.544
8-	19.196	108.4	41.122	105.4	1:00.318						
21	LINDLEY / DAWSON					C	Lindley Racing				
1-		104.7	43.706	111.7	1:10.932	6-	19.353	108.1	40.593	109.3	59.946
2-	20.015	108.2	40.151	111.3	1:00.166	7-	19.451	107.9	39.491	109.8	58.942
3-	19.570	109.1	40.402	108.4	59.972	8-	19.440	107.2	41.536	108.6	1:00.976
4-	19.428	108.1	41.158	106.7	1:00.586	9-	19.533	106.7	40.072	109.5	59.605
5-	19.652	107.7	40.203	110.9	59.855						
22	KIMBERLEY / BELL					S	D K Racing				
1-		108.2	39.079	113.0	1:03.446	9-	18.861	111.5	39.626	105.8	58.487
2-	18.703	112.8	38.186	114.1	56.889	10-	18.898	111.8	39.914	104.0	58.812
3-	18.732	113.6	38.572	112.4	57.304	11-	19.151	110.4	39.074	109.3	58.225
4-	18.651	113.2	38.901	114.5	57.552	12-	18.924	111.3	39.326	105.4	58.250
5-	18.775	110.7	42.649	111.1	1:01.424	13-	18.981	110.6	38.911	109.1	57.892
6-	18.659	112.0	38.944	108.6	57.603	14-	19.018	108.8	38.808	109.7	57.826
7-	18.624	112.2	38.838	110.2	57.462	15-	18.914	109.8	38.964	98.1	57.878
8-	18.632	112.2	38.085	110.7	56.717						
23	SMITH / SMITH					S	Wil Smith Racing				
1-		110.7	38.087	109.1	1:01.623	9-	18.719	112.6	37.757	106.9	56.476
2-	19.003	112.2	38.081	107.7	57.084	10-	18.916	110.4	37.548	106.7	56.464
3-	18.708	112.2	38.807	106.9	57.515	11-	18.709	112.0	37.580	106.9	56.289
4-	18.558	113.0	38.121	107.2	56.679	12-	18.685	111.8	37.521	106.5	56.206
5-	18.687	112.6	37.912	107.4	56.599	13-	18.795	111.3	38.119	106.9	56.914
6-	18.705	112.6	37.684	106.5	56.389	14-	18.641	112.0	37.879	106.4	56.520
7-	18.886	109.1	37.904	106.9	56.790	15-	18.755	111.7	37.909	106.5	56.664
8-	19.009	110.0	37.768	107.0	56.777						

Weather / Track : Sunny / Dry

Mallory Park - Sidecars
Circuit Length = 1.3900 miles
Start: 11:17 End: 11:33

MCRCB BULLETIN TK127

2010 Yokohama/ACU British F2 Sidecar Championship / Swan Combi Challenge

RACE 2 - SECTOR ANALYSIS

25	FENWICK / SAYERS				C	R Fenwick Freight					
1-		108.4	43.284	109.1	1:09.441	9-	19.230	109.8	38.977	105.4	58.207
2-	19.339	108.1	40.157	108.1	59.496	10-	19.148	109.8	39.379	105.7	58.527
3-	19.047	110.4	39.399	106.9	58.446	11-	19.450	110.0	38.948	105.2	58.398
4-	19.067	110.9	39.194	105.8	58.261	12-	19.248	109.5	38.798	105.4	58.046
5-	19.062	110.0	39.756	105.5	58.818	13-	19.371	109.8	38.896	104.7	58.267
6-	19.143	110.2	38.938	105.5	58.081	14-	19.329	108.8	39.360	105.2	58.689
7-	19.207	109.3	38.888	105.2	58.095	15-	19.203	110.2	38.636	105.2	57.839
8-	19.152	110.0	39.148	106.0	58.300						
26	ATKINSON / DAWSON				C	Clifton Motorsport					
1-		106.9	44.127	104.2	1:09.155	4-	18.904	110.4	38.299	104.9	57.203
2-	19.584	110.2	39.754	106.5	59.338	5-	19.360	107.0	39.441	104.0	58.801
3-	19.059	109.3	38.750	104.2	57.809	6-	19.081	103.4	39.909	103.1	58.990
28	PEARCE / PEARCE				C	Pearce Racing					
1-		109.1	43.827	110.6	1:10.232	4-	19.147	108.9	40.342	109.8	59.489
2-	19.286	108.9	39.809	111.5	59.095	5-	19.256	109.1	41.165	110.9	1:00.421
3-	19.106	110.0	39.662	111.7	58.768						
29	KERSHAW / WILSON				C	Kershaw Racing					
1-		107.4	39.350	110.0	1:04.146	9-	19.201	110.7	38.181	109.1	57.382
2-	18.906	109.5	38.066	109.7	56.972	10-	19.047	109.3	37.996	109.7	57.043
3-	18.927	109.5	38.093	110.4	57.020	11-	19.223	108.2	38.947	108.6	58.170
4-	18.806	110.7	38.093	110.6	56.899	12-	18.999	109.3	38.551	111.1	57.550
5-	18.883	110.0	54.885	109.1	1:13.768	13-	19.445	109.5	38.850	110.0	58.295
6-	19.404	110.0	38.570	108.8	57.974	14-	19.321	108.6	38.233	109.1	57.554
7-	18.963	109.1	38.320	109.5	57.283	15-	19.134	107.7	38.518	108.6	57.652
8-	19.187	108.8	39.030	109.7	58.217						
31	DUKES / AYLOTT				C	Dukes Racing					
1-		106.5	43.103	110.0	1:09.154	9-	19.350	108.9	39.552	109.3	58.902
2-	19.215	110.6	39.743	109.3	58.958	10-	19.889	109.3	38.772	108.4	58.661
3-	19.488	108.8	39.167	109.3	58.655	11-	19.542	108.8	38.761	108.1	58.303
4-	19.300	109.5	40.153	108.8	59.453	12-	19.626	108.2	39.219	107.9	58.845
5-	19.548	109.3	40.241	108.1	59.789	13-	19.710	106.7	38.890	108.1	58.600
6-	19.629	109.5	39.307	108.1	58.936	14-	19.627	108.6	38.917	107.9	58.544
7-	19.352	108.9	39.369	108.1	58.721	15-	19.975	107.4	39.767	107.7	59.742
8-	19.285	109.5	38.986	108.6	58.271						
34	SAUNDERS / STONE				C	Stapletons Tyre Serv					
1-		100.8	43.710	107.0	1:10.806	8-	19.612	106.4	40.427	104.2	1:00.039
2-	19.361	108.6	40.496	105.4	59.857	9-	19.536	108.2	39.573	103.6	59.109
3-	19.470	108.1	39.458	103.7	58.928	10-	19.777	105.7	52.917	104.2	1:12.694
4-	19.603	107.7	39.659	104.0	59.262	11-	19.841	104.9	43.539	103.2	1:03.380
5-	19.545	108.2	40.920	103.4	1:00.465	12-	19.727	103.1	41.168	104.5	1:00.895
6-	19.681	107.5	39.788	104.0	59.469	13-	19.779	103.4	41.935	104.2	1:01.714
7-	19.472	109.5	39.917	103.7	59.389	14-	19.607	106.0	41.549	104.2	1:01.156
42	BENNETT / PERRY				C	Mad Cow Racing					
1-		110.0	40.683	107.9	1:06.360	9-	19.030	111.7	39.051	106.0	58.081
2-	19.053	111.1	39.349	107.5	58.402	10-	19.180	108.6	38.578	106.4	57.758
3-	18.853	112.8	39.174	105.8	58.027	11-	19.244	110.2	39.232	105.2	58.476
4-	19.134	111.8	39.102	106.5	58.236	12-	19.451	109.1	39.333	105.4	58.784
5-	19.076	110.4	39.011	105.5	58.087	13-	19.207	110.2	39.343	103.9	58.550
6-	19.153	109.5	39.815	106.0	58.968	14-	19.242	110.7	39.919	100.9	59.161
7-	19.242	109.7	39.276	103.9	58.518	15-	19.281	108.9	39.380	104.4	58.661
8-	19.616	108.8	39.394	105.7	59.010						
45	ATKINSON / KNAPTON				C	A W Racing					

Weather / Track : Sunny / Dry

Mallory Park - Sidecars
Circuit Length = 1.3900 miles
Start: 11:17 End: 11:33

MCRCB BULLETIN TK127

2010 Yokohama/ACU British F2 Sidecar Championship / Swan Combi Challenge

RACE 2 - SECTOR ANALYSIS

57	WALLIS / WAREHAM					S Team Petpals					
60	ROGERS / JONES					C Trentside Racing					
1-		107.2	43.161	107.9	1:09.824	9-	20.263	106.7	39.272	105.7	59.535
2-	19.948	108.2	39.843	107.2	59.791	10-	20.269	105.0	40.423	103.7	1:00.692
3-	19.909	106.5	39.332	106.7	59.241	11-	20.089	105.0	39.585	104.7	59.674
4-	19.946	107.0	39.261	106.5	59.207	12-	20.129	104.9	40.280	105.0	1:00.409
5-	19.835	106.9	40.531	105.8	1:00.366	13-	20.133	106.2	40.347	105.2	1:00.480
6-	19.744	106.9	39.682	106.0	59.426	14-	20.244	105.2	39.822	104.4	1:00.066
7-	19.962	106.7	39.467	105.2	59.429	15-	20.302	105.4	39.599	104.9	59.901
8-	19.987	106.9	39.384	107.0	59.371						

Weather / Track : Sunny / Dry

Mallory Park - Sidecars
 Circuit Length = 1.3900 miles
 Start: 11:17 End: 11:33

MCRCB BULLETIN TK128

2010 Yokohama/ACU British F2 Sidecar Championship / Swan Combi Challenge

RACE 2 - SPEED TRAPS

SECTOR 1				SECTOR 2			FINISH LINE			
POS	NO	NAME	MPH	NO	NAME	MPH	NO	NAME	MPH	
1	1	HOLDEN / WINKLE	113.9				22	KIMBERLEY / BELL	114.5	
2	22	KIMBERLEY / BELL	113.6				12	ELMER / MARSHALL	112.0	
3	4	HANKS / WELLS	113.0				21	LINDLEY / DAWSON	111.7	
4	23	SMITH / SMITH	113.0				28	PEARCE / PEARCE	111.7	
5	42	BENNETT / PERRY	112.8				29	KERSHAW / WILSON	111.1	
6	2	NEARY / KNAPTON	112.4				10	BAKER / MILLIGAN	110.2	
7	10	BAKER / MILLIGAN	112.2				15	HARRISON / PATTERSON	110.2	
8	15	HARRISON / PATTERSON	112.2				31	DUKES / AYLOTT	110.0	
9	12	ELMER / MARSHALL	112.0				3	BRYAN / PARTRIDGE	109.8	
10	9	EASTELL / SMITHIES	111.5				1	HOLDEN / WINKLE	109.7	
11	3	BRYAN / PARTRIDGE	111.3				23	SMITH / SMITH	109.1	
12	8	HENRY / SMITH	110.9				25	FENWICK / SAYERS	109.1	
13	25	FENWICK / SAYERS	110.9				2	NEARY / KNAPTON	108.9	
14	29	KERSHAW / WILSON	110.7				4	HANKS / WELLS	108.9	
15	31	DUKES / AYLOTT	110.6				9	EASTELL / SMITHIES	108.2	
16	26	ATKINSON / DAWSON	110.4				17	BAKER / KILLINGSWORTH	108.2	
17	28	PEARCE / PEARCE	110.0				42	BENNETT / PERRY	107.9	
18	17	BAKER / KILLINGSWORTH	109.8				60	ROGERS / JONES	107.9	
19	34	SAUNDERS / STONE	109.5				8	HENRY / SMITH	107.7	
20	21	LINDLEY / DAWSON	109.1				34	SAUNDERS / STONE	107.0	
21	60	ROGERS / JONES	108.2				26	ATKINSON / DAWSON	106.5	

Weather / Track : Sunny / Dry

Mallory Park - Sidecars
Circuit Length = 1.3900 miles
Start: 11:17 End: 11:33

MCRCB BULLETIN TK129

2010 Yokohama/ACU British F2 Sidecar Championship / Swan Combi Challenge

RACE 2 - BEST SECTOR TIMES

SECTOR 1			SECTOR 2			IDEAL / BEST COMPARISON						
POS	NO	NAME	TIME	NO	NAME	TIME	POS	NO	NAME	IDEAL	BEST	DIFF
1	23	SMITH / SMITH	18.558	1	HOLDEN / WINKLE	36.956	1	1	HOLDEN / WINKLE	55.518	55.531	0.013
2	1	HOLDEN / WINKLE	18.562	2	NEARY / KNAPTON	37.250	2	2	NEARY / KNAPTON	55.932	55.932	0.000
3	22	KIMBERLEY / BELL	18.624	23	SMITH / SMITH	37.521	3	23	SMITH / SMITH	56.079	56.206	0.127
4	12	ELMER / MARSHALL	18.670	12	ELMER / MARSHALL	37.688	4	12	ELMER / MARSHALL	56.358	56.498	0.140
5	4	HANKS / WELLS	18.677	3	BRYAN / PARTRIDGE	37.793	5	3	BRYAN / PARTRIDGE	56.534	56.667	0.133
6	2	NEARY / KNAPTON	18.682	29	KERSHAW / WILSON	37.996	6	22	KIMBERLEY / BELL	56.709	56.717	0.008
7	3	BRYAN / PARTRIDGE	18.741	15	HARRISON / PATTERSON	38.057	7	4	HANKS / WELLS	56.800	56.883	0.083
8	15	HARRISON / PATTERSON	18.786	22	KIMBERLEY / BELL	38.085	8	29	KERSHAW / WILSON	56.802	56.899	0.097
9	29	KERSHAW / WILSON	18.806	4	HANKS / WELLS	38.123	9	15	HARRISON / PATTERSON	56.843	56.947	0.104
10	42	BENNETT / PERRY	18.853	10	BAKER / MILLIGAN	38.262	10	26	ATKINSON / DAWSON	57.203	57.203	0.000
11	26	ATKINSON / DAWSON	18.904	26	ATKINSON / DAWSON	38.299	11	10	BAKER / MILLIGAN	57.244	57.349	0.105
12	9	EASTELL / SMITHIES	18.929	42	BENNETT / PERRY	38.578	12	42	BENNETT / PERRY	57.431	57.758	0.327
13	10	BAKER / MILLIGAN	18.982	25	FENWICK / SAYERS	38.636	13	9	EASTELL / SMITHIES	57.629	57.946	0.317
14	17	BAKER / KILLINGSWORTH	18.986	9	EASTELL / SMITHIES	38.700	14	25	FENWICK / SAYERS	57.683	57.839	0.156
15	25	FENWICK / SAYERS	19.047	8	HENRY / SMITH	38.711	15	17	BAKER / KILLINGSWORTH	57.761	57.964	0.203
16	28	PEARCE / PEARCE	19.106	31	DUKES / AYLOTT	38.761	16	8	HENRY / SMITH	57.909	58.022	0.113
17	8	HENRY / SMITH	19.198	17	BAKER / KILLINGSWORTH	38.775	17	31	DUKES / AYLOTT	57.976	58.271	0.295
18	31	DUKES / AYLOTT	19.215	60	ROGERS / JONES	39.261	18	28	PEARCE / PEARCE	58.768	58.768	0.000
19	21	LINDLEY / DAWSON	19.353	34	SAUNDERS / STONE	39.458	19	34	SAUNDERS / STONE	58.819	58.928	0.109
20	34	SAUNDERS / STONE	19.361	21	LINDLEY / DAWSON	39.491	20	21	LINDLEY / DAWSON	58.844	58.942	0.098
21	60	ROGERS / JONES	19.744	28	PEARCE / PEARCE	39.662	21	60	ROGERS / JONES	59.005	59.207	0.202
Perfect lap										55.514		

Weather / Track : Sunny / Dry

Mallory Park - Sidecars
Circuit Length = 1.3900 miles
Start: 11:17 End: 11:33

