



# HARLEY-DAVIDSON XR1200 TROPHY

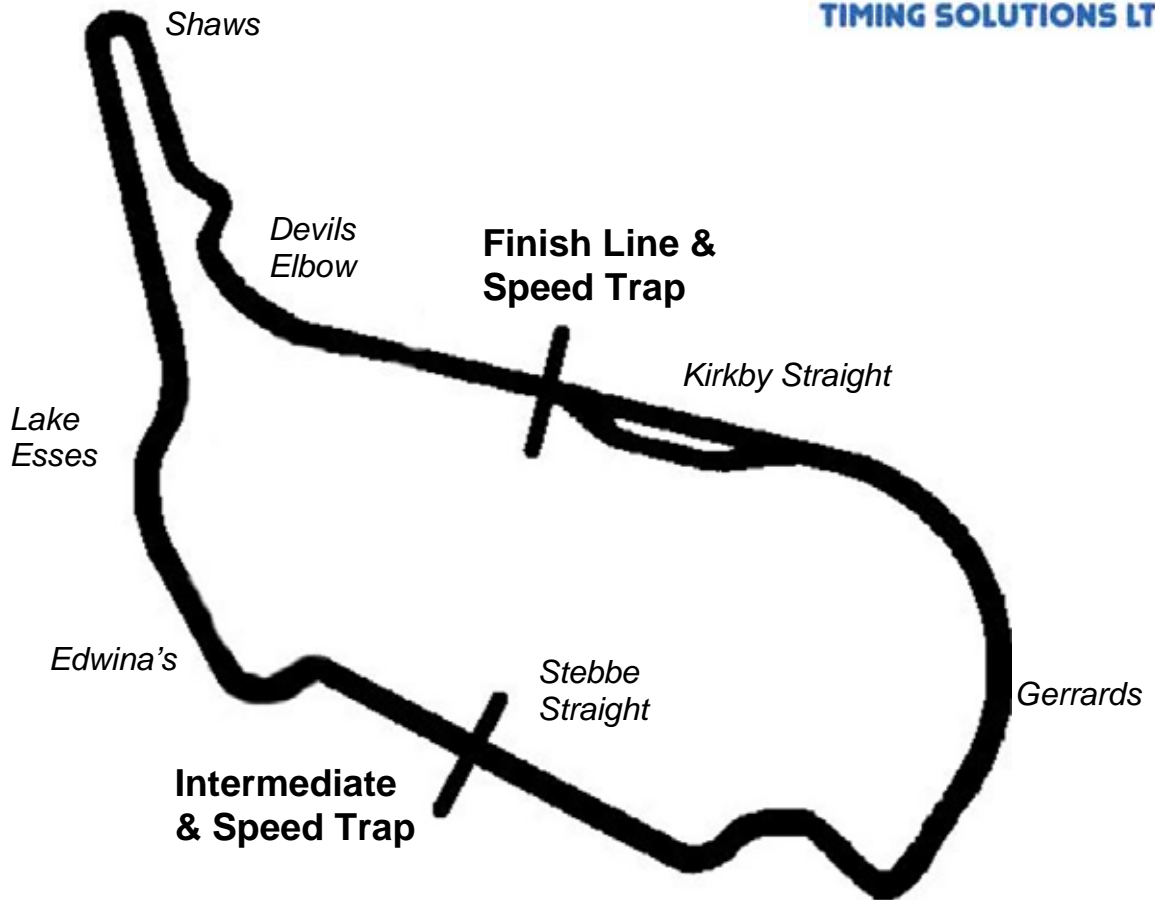
.....A U`cfmPark

.....&) h - &+h >i bY 2010



Results Provided by Timing Solutions Ltd  
[www.tsl-timing.com](http://www.tsl-timing.com)

# MALLORY PARK



Circuit Length: 1.4100 miles / 2269.2 metres  
 Intermediate: 906 metres

Lap Records		Best Sector Information			
		Sector 1	Trap (mph)	Sector 2	F/L Trap (mph)
Superbikes	55.845	22.364	127.3	32.906	147.5
Supersport	57.409	22.670	119.2	33.546	134.2
125GP	59.886	23.897	102.1	35.723	114.5

# MCRCB BULLETIN TK029

## 2010 Harley Davidson XR1200 Trophy FREE PRACTICE - CLASSIFICATION

POS	NO	CL	NAME	ENTRY	TIME	ON	LAPS	GAP	DIFF	MPH
1	99		<b>Jeremy McWILLIAMS</b>	Harley-Davidson - Warr's Racing	<b>1:03.013</b>	6	11			80.55
2	11		<b>Mike EDWARDS</b>	Harley-Davidson - RidersMotorcycles.com	<b>1:03.588</b>	15	18	<b>0.575</b>	0.575	79.82
3	9		<b>Lea GOURLAY</b>	Harley-Davidson - Stratstone Racing	<b>1:03.772</b>	11	14	<b>0.759</b>	0.184	79.59
4	4		<b>Dijon COMPTON</b>	Harley-Davidson - Harley-Davidson Leeds	<b>1:04.362</b>	19	19	<b>1.349</b>	0.590	78.86
5	17		<b>Alex GAULT</b>	Harley-Davidson - Stratstone Racing	<b>1:04.414</b>	12	14	<b>1.401</b>	0.052	78.80
6	31		<b>Torquil PATERSON</b>	Harley-Davidson - Edinburgh H-D	<b>1:04.483</b>	10	22	<b>1.470</b>	0.069	78.71
7	39		<b>Darren FRY</b>	Harley-Davidson - Black Bear Racing	<b>1:04.551</b>	16	19	<b>1.538</b>	0.068	78.63
8	29		<b>Darren JAMES</b>	Harley-Davidson - Warr's Racing	<b>1:05.277</b>	11	15	<b>2.264</b>	0.726	77.76
9	44		<b>Gary BYRNE</b>	Harley-Davidson - Blade Motorsport	<b>1:05.311</b>	5	18	<b>2.298</b>	0.034	77.72
10	8		<b>Rob McNEALY</b>	Harley-Davidson - Shaw Racing	<b>1:05.370</b>	11	12	<b>2.357</b>	0.059	77.65
11	88		<b>Ed SMITH</b>	Harley-Davidson - Stratstone Racing	<b>1:05.387</b>	17	20	<b>2.374</b>	0.017	77.63
12	6		<b>Gordon GRIGOR</b>	Harley-Davidson - West Coast H-D	<b>1:05.582</b>	17	21	<b>2.569</b>	0.195	77.40
13	3		<b>Rob HOYLES</b>	Harley-Davidson - Harley-Davidson UK	<b>1:05.615</b>	21	22	<b>2.602</b>	0.033	77.36
14	2		<b>Adam CHILD</b>	Harley-Davidson - Harley-Davidson UK	<b>1:06.453</b>	7	11	<b>3.440</b>	0.838	76.38
15	55		<b>Julian TILLOTSON</b>	Harley-Davidson - Guildford Harley-Davidson	<b>1:06.596</b>	5	12	<b>3.583</b>	0.143	76.22
16	69		<b>Rhys BOYD</b>	Harley-Davidson - Team GFI-Preston H-D	<b>1:06.859</b>	18	20	<b>3.846</b>	0.263	75.92
17	5		<b>Darren NEAL</b>	Harley-Davidson - Blade Motorsport	<b>1:06.942</b>	4	11	<b>3.929</b>	0.083	75.82
18	18		<b>Joe MOORE</b>	Harley-Davidson - St Leger Harley-Davidson	<b>1:08.603</b>	3	7	<b>5.590</b>	1.661	73.99
QUALIFYING LAPTIME (110% of 1:03.013) = 1:09.314										
DNQ	25		<b>Bernie PRICE</b>	Harley-Davidson - Jersey H-D.com Racing	<b>1:09.687</b>	17	20	<b>6.674</b>	1.084	72.84
DNQ	10		<b>John ROBB</b>	Harley-Davidson - H-D Manchester	<b>1:12.217</b>	1	1	<b>9.204</b>	2.530	70.28

Weather / Track : Sunny / Dry  
 These results are provisional until the conclusion of any judicial and technical matters.

Mallory Park  
 Circuit Length = 1.4100 miles  
 Start: 09:00 End: 09:26

Race Director :	Stewards :	Timekeeper :
-----------------	------------	--------------

# MCRCB BULLETIN TK030

## 2010 Harley Davidson XR1200 Trophy FREE PRACTICE - SECTOR ANALYSIS

<b>2</b>	<b>Adam CHILD</b>										<b>Harley-Davidson UK</b>				
1-	29.446	89.4	41.428	103.4	1:10.874	7-	<b>26.666</b>	<b>91.6</b>	39.787	104.5	<b>1:06.453</b>				
2-	27.599	91.3	39.966	102.8	1:07.565	8-	26.922	90.8	39.843	102.3	1:06.765				
3-	28.465	90.3	39.722	<b>105.2</b>	1:08.187	9-	26.885	90.8	39.907	102.3	1:06.792				
4-	27.751	91.2	40.081	103.6	1:07.832	10-	26.906	89.6	40.051	101.5	1:06.957				
5-	27.158	91.3	40.201	102.8	1:07.359	11-	26.799	90.0	39.777	101.1	1:06.576				
6-	27.012	90.9	<b>39.601</b>	104.9	1:06.613										
<b>3</b>	<b>Rob HOYLES</b>										<b>Harley-Davidson UK</b>				
1-	28.429	89.6	41.666	102.0	1:10.095	12-	26.852	89.8	39.326	103.1	1:06.178				
2-	27.645	91.8	40.435	103.4	1:08.080	13-	26.803	92.3	39.403	<b>106.3</b>	1:06.206				
3-	27.899	89.2	40.065	103.7	1:07.964	14-	27.044	92.2	39.806	102.5	1:06.850				
4-	28.405	92.8	40.609	104.0	1:09.014	15-	27.201	91.6	39.789	<b>106.3</b>	1:06.990				
5-	27.405	91.7	40.268	102.1	1:07.673	16-	26.765	92.9	39.658	104.4	1:06.423				
6-	27.609	91.7	44.865	104.7	1:12.474	17-	26.868	91.1	39.711	101.5	1:06.579				
7-	27.975	91.2	40.379	104.5	1:08.354	18-	26.862	92.3	<b>38.964</b>	105.5	1:05.826				
8-	27.017	91.9	39.363	105.0	1:06.380	19-	28.057	92.3	39.332	104.0	1:07.389				
9-	26.797	92.6	39.285	103.1	1:06.082	20-	26.615	<b>93.5</b>	39.793	102.6	1:06.408				
10-	30.717	87.7	39.950	104.5	1:10.667	21-	<b>26.528</b>	92.2	39.087	101.2	<b>1:05.615</b>				
11-	26.881	93.1	39.109	104.4	1:05.990	22-	26.692	92.7	47.869	102.0	1:14.561				
<b>4</b>	<b>Dijon COMPTON</b>										<b>Harley-Davidson Leeds</b>				
1-	28.520	92.6	40.612	104.2	1:09.132	11-	26.556	94.3	38.734	103.9	1:05.290				
2-	27.130	93.5	47.697	105.0	1:14.827	12-	27.125	91.8	39.422	103.9	1:06.547				
3-	29.380	90.7	39.475	105.7	1:08.855	13-	27.859	89.7	44.500	95.9	1:12.359				
4-	26.874	94.7	39.130	104.5	1:06.004	14-	3:54.821	90.8	41.348	101.7	4:36.169				
5-	30.350	87.8	40.746	104.2	1:11.096	15-	27.380	92.3	39.374	104.5	1:06.754				
6-	27.303	95.7	39.201	106.2	1:06.504	16-	26.993	94.5	<b>38.229</b>	107.0	1:05.222				
7-	27.241	95.3	38.738	106.3	1:05.979	17-	26.386	<b>96.6</b>	38.538	106.0	1:04.924				
8-	26.974	94.7	38.724	107.0	1:05.698	18-	26.573	94.1	39.099	102.3	1:05.672				
9-	26.526	95.2	38.858	<b>108.6</b>	1:05.384	19-	<b>25.929</b>	95.1	38.433	105.0	<b>1:04.362</b>				
10-	27.496	95.3	38.821	105.3	1:06.317										
<b>5</b>	<b>Darren NEAL</b>										<b>Blade Motorsport</b>				
1-	28.089	92.3	40.991	105.5	1:09.080	7-	27.489	94.0	40.205	104.4	1:07.694				
2-	28.035	92.8	40.635	106.0	1:08.670	8-	27.732	93.1	40.151	104.9	1:07.883				
3-	27.818	94.3	40.094	<b>107.9</b>	1:07.912	9-	27.429	93.9	<b>39.555</b>	106.5	1:06.984				
4-	<b>27.036</b>	<b>95.3</b>	39.906	105.3	<b>1:06.942</b>	10-	27.627	94.4	40.047	105.5	1:07.674				
5-	27.068	94.4	40.230	104.9	1:07.298	11-	9:20.126	92.2	41.982	103.2	10:02.108				
6-	27.289	92.9	39.882	105.0	1:07.171										
<b>6</b>	<b>Gordon GRIGOR</b>										<b>West Coast H-D</b>				
1-	29.925	92.8	41.944	103.9	1:11.869	12-	27.236	91.1	40.044	103.4	1:07.280				
2-	27.813	90.3	41.721	102.5	1:09.534	13-	26.800	93.5	39.963	105.0	1:06.763				
3-	28.484	92.7	40.623	105.2	1:09.107	14-	27.060	93.7	39.863	103.7	1:06.923				
4-	27.446	91.9	40.597	104.7	1:08.043	15-	27.036	91.9	39.674	102.9	1:06.710				
5-	27.429	93.1	40.419	103.2	1:07.848	16-	27.374	91.9	39.552	104.7	1:06.926				
6-	27.440	92.1	40.913	103.2	1:08.353	17-	<b>26.543</b>	92.6	<b>39.039</b>	<b>105.8</b>	<b>1:05.582</b>				
7-	27.775	91.3	40.415	103.9	1:08.190	18-	26.717	92.7	39.620	103.2	1:06.337				
8-	27.284	92.6	40.090	103.7	1:07.374	19-	26.551	93.9	39.186	104.5	1:05.737				
9-	27.142	93.2	40.196	103.6	1:07.338	20-	26.644	94.1	39.229	104.9	1:05.873				
10-	27.271	92.7	40.447	104.4	1:07.718	21-	26.559	<b>95.5</b>	40.004	104.5	1:06.563				
11-	27.427	91.7	40.085	103.1	1:07.512										
<b>8</b>	<b>Rob McNEALY</b>										<b>Shaw Racing</b>				
1-	27.844	93.1	41.671	101.8	1:09.515	7-	26.805	94.0	40.887	100.8	1:07.692				
2-	27.431	91.7	39.493	<b>104.9</b>	1:06.924	8-	26.693	93.5	39.119	103.4	1:05.812				
3-	28.282	93.7	39.807	103.6	1:08.089	9-	27.466	93.1	38.960	104.0	1:06.426				
4-	27.906	94.3	42.447	86.9	1:10.353	10-	<b>26.503</b>	<b>94.4</b>	39.084	102.5	1:05.587				
5-	3:23.936	91.6	40.087	102.8	4:04.023	11-	26.655	93.3	<b>38.715</b>	104.4	<b>1:05.370</b>				
6-	27.297	93.6	40.069	102.8	1:07.366	12-	26.827	92.6	39.342	99.6	1:06.169				

Weather / Track : Sunny / Dry

Mallory Park  
Circuit Length = 1.4100 miles  
Start: 09:00 End: 09:26

# MCRCB BULLETIN TK030

## 2010 Harley Davidson XR1200 Trophy FREE PRACTICE - SECTOR ANALYSIS

<b>9</b>	<b>Lea GOURLAY</b> Stratstone Racing										
1-	27.588	91.7	39.920	106.3	1:07.508	8-	<b>25.658</b>	95.5	38.202	107.2	1:03.860
2-	27.672	94.9	39.904	107.2	1:07.576	9-	26.395	95.7	38.579	106.2	1:04.974
3-	27.134	96.6	39.096	<b>109.8</b>	1:06.230	10-	4:15.335	89.4	39.573	106.9	4:54.908
4-	26.598	95.3	38.414	105.2	1:05.012	11-	25.828	96.3	<b>37.944</b>	108.1	<b>1:03.772</b>
5-	26.147	96.3	38.364	106.0	1:04.511	12-	25.802	97.3	38.442	108.9	1:04.244
6-	26.270	94.5	38.297	105.8	1:04.567	13-	26.020	<b>98.0</b>	38.405	107.9	1:04.425
7-	25.773	96.0	38.217	106.3	1:03.990	14-	25.837	97.1	38.209	107.0	1:04.046
<b>10</b>	<b>John ROBB</b> H-D Manchester										
1-	<b>29.391</b>	<b>89.1</b>	<b>42.826</b>	<b>102.3</b>	<b>1:12.217</b>						
<b>11</b>	<b>Mike EDWARDS</b> RidersMotorcycles.com										
1-	27.015	94.8	38.887	<b>110.4</b>	1:05.902	10-	25.873	95.3	38.080	105.7	1:03.953
2-	26.572	94.8	38.986	108.1	1:05.558	11-	25.903	95.6	38.570	104.4	1:04.473
3-	27.453	95.9	38.241	105.7	1:05.694	12-	25.761	95.3	37.999	104.2	1:03.760
4-	25.768	95.3	38.079	107.7	1:03.847	13-	25.771	94.4	<b>37.911</b>	106.2	1:03.682
5-	26.010	94.9	39.826	90.2	1:05.836	14-	25.688	96.0	37.955	105.3	1:03.643
6-	3:41.740	94.9	38.333	107.5	4:20.073	15-	<b>25.599</b>	95.6	37.989	105.5	<b>1:03.588</b>
7-	25.819	<b>97.0</b>	38.432	105.8	1:04.251	16-	2:04.187	95.5	38.285	104.9	2:42.472
8-	26.176	94.7	38.055	106.5	1:04.231	17-	25.932	95.5	38.241	104.9	1:04.173
9-	25.953	95.1	38.098	104.2	1:04.051	18-	25.713	95.5	38.721	100.0	1:04.434
<b>17</b>	<b>Alex GAULT</b> Stratstone Racing										
1-	28.374	92.3	41.524	104.2	1:09.898	8-	26.072	93.5	38.538	106.0	1:04.610
2-	27.097	91.3	39.890	105.8	1:06.987	9-	5:17.572	93.2	39.982	106.7	5:57.554
3-	27.063	92.2	38.652	106.9	1:05.715	10-	4:41.574	93.6	39.928	105.0	5:21.502
4-	26.011	93.3	38.946	106.0	1:04.957	11-	26.652	92.8	39.234	104.4	1:05.886
5-	26.425	94.4	39.098	103.4	1:05.523	12-	25.996	95.3	<b>38.418</b>	107.7	<b>1:04.414</b>
6-	<b>25.890</b>	94.1	38.546	106.3	1:04.436	13-	26.209	94.9	38.489	<b>108.9</b>	1:04.698
7-	26.032	94.1	38.632	105.7	1:04.664	14-	26.253	<b>95.6</b>	38.993	106.3	1:05.246
<b>18</b>	<b>Joe MOORE</b> St Leger Harley-Davidson										
1-	29.073	90.7	40.859	102.8	1:09.932	5-	3:35.139	91.6	40.738	102.0	4:15.877
2-	28.511	91.7	40.325	102.9	1:08.836	6-	29.608	<b>94.3</b>	42.997	104.2	1:12.605
3-	28.810	92.3	<b>39.793</b>	<b>104.9</b>	<b>1:08.603</b>	7-	<b>5:59.947</b>	92.4	40.699	103.4	6:40.646
4-	29.205	90.9	40.140	104.5	1:09.345						
<b>25</b>	<b>Bernie PRICE</b> Jersey H-D.com Racing										
1-	30.319	87.6	43.746	100.2	1:14.065	11-	28.571	89.0	41.613	99.4	1:10.184
2-	29.998	87.2	42.819	99.4	1:12.817	12-	28.592	89.2	41.854	99.1	1:10.446
3-	29.518	88.2	42.351	99.6	1:11.869	13-	28.485	89.0	41.729	99.1	1:10.214
4-	29.202	89.0	43.151	100.2	1:12.353	14-	<b>28.271</b>	89.4	41.668	100.3	1:09.939
5-	29.182	88.2	42.425	99.7	1:11.607	15-	28.442	88.2	41.964	98.8	1:10.406
6-	28.701	<b>89.6</b>	42.332	99.7	1:11.033	16-	28.368	88.7	41.598	<b>101.4</b>	1:09.966
7-	28.755	89.5	41.680	99.4	1:10.435	17-	28.308	88.7	<b>41.379</b>	99.6	<b>1:09.687</b>
8-	29.572	88.2	42.018	99.4	1:11.590	18-	28.437	89.2	42.351	99.1	1:10.788
9-	28.901	89.2	42.035	98.1	1:10.936	19-	28.684	88.3	42.173	100.8	1:10.857
10-	28.666	88.4	41.564	100.3	1:10.230	20-	28.539	88.4	42.210	99.4	1:10.749
<b>29</b>	<b>Darren JAMES</b> Warr's Racing										
1-	27.841	95.2	40.578	108.1	1:08.419	9-	26.672	96.1	39.522	106.2	1:06.194
2-	26.862	94.8	40.427	<b>109.8</b>	1:07.289	10-	6:03.058	96.0	39.554	109.1	6:42.612
3-	27.689	96.1	39.651	107.9	1:07.340	11-	26.272	95.9	39.005	107.2	<b>1:05.277</b>
4-	26.655	96.1	39.923	108.9	1:06.578	12-	26.530	<b>96.8</b>	<b>38.961</b>	108.1	1:05.491
5-	27.005	95.2	40.294	107.4	1:07.299	13-	26.189	96.4	39.434	107.2	1:05.623
6-	26.637	96.4	43.146	107.2	1:09.783	14-	2:30.029	95.7	39.101	106.7	3:09.130
7-	26.750	96.1	39.734	107.4	1:06.484	15-	<b>26.096</b>	96.3	39.201	107.0	1:05.297
8-	27.134	96.0	40.083	108.4	1:07.217						
<b>31</b>	<b>Torquil PATERSON</b> Edinburgh H-D										
1-	27.827	95.2	41.479	<b>110.0</b>	1:09.306	12-	26.301	94.7	38.670	107.5	1:04.971

Weather / Track : Sunny / Dry

Mallory Park  
Circuit Length = 1.4100 miles  
Start: 09:00 End: 09:26

# MCRCB BULLETIN TK030

## 2010 Harley Davidson XR1200 Trophy

### FREE PRACTICE - SECTOR ANALYSIS

2-	27.300	94.9	40.267	108.6	1:07.567	13-	26.379	94.7	38.608	107.5	1:04.987
3-	27.536	95.3	39.643	109.5	1:07.179	14-	26.489	95.2	38.596	108.6	1:05.085
4-	26.960	<b>97.8</b>	38.996	107.5	1:05.956	15-	26.444	96.0	38.685	109.7	1:05.129
5-	26.421	96.3	38.475	107.5	1:04.896	16-	26.748	95.2	38.506	107.9	1:05.254
6-	26.293	96.6	38.686	107.2	1:04.979	17-	26.402	95.9	38.753	107.7	1:05.155
7-	26.413	95.9	38.476	108.2	1:04.889	18-	26.215	95.3	38.730	107.2	1:04.945
8-	26.282	96.0	38.559	109.1	1:04.841	19-	26.265	96.0	39.296	105.5	1:05.561
9-	<b>26.084</b>	96.0	38.588	108.2	1:04.672	20-	26.446	95.2	38.500	107.5	1:04.946
10-	26.147	95.9	<b>38.336</b>	108.9	<b>1:04.483</b>	21-	26.540	96.7	38.733	106.9	1:05.273
11-	26.538	94.5	38.610	108.2	1:05.148	22-	26.433	94.7	39.065	104.0	1:05.498
<b>39</b>	<b>Darren FRY</b> Black Bear Racing										
1-	28.567	92.2	41.716	103.7	1:10.283	11-	26.217	94.9	38.737	103.7	1:04.954
2-	27.263	93.5	39.784	105.3	1:07.047	12-	26.455	93.7	39.160	103.7	1:05.615
3-	27.403	94.9	39.427	104.4	1:06.830	13-	28.993	91.6	40.408	102.9	1:09.401
4-	26.746	92.8	39.443	104.9	1:06.189	14-	26.247	94.7	39.674	104.7	1:05.921
5-	27.311	94.5	40.376	<b>106.7</b>	1:07.687	15-	26.383	94.8	38.813	106.0	1:05.196
6-	26.800	92.2	39.050	105.3	1:05.850	16-	26.249	94.5	<b>38.302</b>	103.9	<b>1:04.551</b>
7-	26.600	93.6	39.383	103.2	1:05.983	17-	<b>25.922</b>	<b>95.6</b>	39.107	104.5	1:05.029
8-	26.613	94.5	38.997	105.5	1:05.610	18-	26.097	95.2	38.890	103.7	1:04.987
9-	4:03.169	91.4	39.769	106.5	4:42.938	19-	26.388	94.0	39.319	104.5	1:05.707
10-	26.627	<b>95.6</b>	39.168	103.7	1:05.795						
<b>44</b>	<b>Gary BYRNE</b> Blade Motorsport										
1-	27.931	90.6	42.329	105.0	1:10.260	10-	<b>26.031</b>	92.7	39.542	103.4	1:05.573
2-	27.595	91.9	40.771	105.8	1:08.366	11-	26.409	90.7	40.155	97.0	1:06.564
3-	26.979	<b>94.5</b>	40.387	<b>106.3</b>	1:07.366	12-	28.241	85.2	45.513	95.2	1:13.754
4-	27.049	92.7	40.378	<b>106.3</b>	1:07.427	13-	29.881	56.3	43.083	102.8	1:12.964
5-	26.235	94.0	<b>39.076</b>	104.4	<b>1:05.311</b>	14-	26.351	91.2	42.826	96.1	1:09.177
6-	26.747	93.5	39.434	102.9	1:06.181	15-	26.987	91.2	39.962	104.7	1:06.949
7-	26.133	93.6	39.179	103.1	1:05.312	16-	26.113	92.7	40.221	102.1	1:06.334
8-	26.159	91.7	39.471	103.4	1:05.630	17-	26.595	84.0	44.766	94.9	1:11.361
9-	26.246	91.4	39.080	103.9	1:05.326	18-	4:19.279	70.0	50.956	84.2	5:10.235
<b>55</b>	<b>Julian TILLOTSON</b> Guildford Harley-Davidson										
1-	28.063	90.3	41.163	103.7	1:09.226	7-	4:14.636	90.0	40.636	102.0	4:55.272
2-	27.223	<b>92.3</b>	40.419	104.0	1:07.642	8-	27.689	90.0	39.953	101.1	1:07.642
3-	28.164	89.7	39.951	103.9	1:08.115	9-	27.226	90.7	39.807	102.3	1:07.033
4-	27.333	90.7	39.619	<b>104.2</b>	1:06.952	10-	27.409	90.9	<b>39.418</b>	101.8	1:06.827
5-	<b>27.084</b>	92.2	39.512	102.8	<b>1:06.596</b>	11-	27.409	<b>92.3</b>	39.619	102.3	1:07.028
6-	27.197	91.7	40.273	101.7	1:07.470	12-	27.221	90.2	39.998	102.5	1:07.219
<b>69</b>	<b>Rhys BOYD</b> Team GFI-Preston H-D										
1-					1:16.883	11-					1:09.666
2-					1:10.524	12-					1:07.404
3-					1:12.149	13-					1:08.569
4-					1:08.483	14-					1:08.065
5-					1:08.648	15-					1:08.337
6-					1:09.917	16-					1:07.662
7-					1:11.163	17-					1:07.123
8-					1:09.975	18-					<b>1:06.859</b>
9-					1:08.189	19-					1:08.024
10-					1:08.522	20-					1:07.023
<b>88</b>	<b>Ed SMITH</b> Stratstone Racing										
1-	29.040	88.8	41.494	102.8	1:10.534	11-	26.892	93.2	39.581	102.8	1:06.473
2-	27.539	92.9	40.678	103.2	1:08.217	12-	26.912	92.9	39.283	103.1	1:06.195
3-	28.082	90.9	40.705	103.4	1:08.787	13-	26.980	92.9	40.831	102.1	1:07.811
4-	26.886	94.4	40.247	102.6	1:07.133	14-	26.788	94.4	39.622	103.2	1:06.410
5-	28.773	94.5	40.409	104.5	1:09.182	15-	27.078	95.9	<b>39.160</b>	104.7	1:06.238
6-	27.359	95.7	40.208	103.4	1:07.567	16-	26.538	94.8	39.514	105.0	1:06.052
7-	26.641	96.0	39.505	105.0	1:06.146	17-	<b>26.190</b>	96.1	39.197	106.0	<b>1:05.387</b>
8-	26.733	95.7	39.258	105.2	1:05.991	18-	26.393	95.7	39.168	104.9	1:05.561
9-	26.763	<b>96.4</b>	39.346	<b>106.3</b>	1:06.109	19-	2:34.722	93.7	40.188	102.9	3:14.910

Weather / Track : Sunny / Dry

Mallory Park  
Circuit Length = 1.4100 miles  
Start: 09:00 End: 09:26

# MCRCB BULLETIN TK030

## 2010 Harley Davidson XR1200 Trophy FREE PRACTICE - SECTOR ANALYSIS

10 -	26.952	95.1	39.724	103.6	1:06.676	20 -	26.957	92.4	40.298	102.9	1:07.255
<b>99</b>	<b>Jeremy McWILLIAMS</b>					Warr's Racing					
1 -	27.303	95.9	39.199	107.9	1:06.502	7 -	9:47.357	95.7	38.951	107.0	10:26.308
2 -	26.305	97.1	38.055	108.8	1:04.360	8 -	25.735	97.5	37.883	<b>110.6</b>	1:03.618
3 -	25.865	97.7	37.736	108.6	1:03.601	9 -	25.491	<b>98.1</b>	37.777	109.3	1:03.268
4 -	<b>25.438</b>	<b>98.1</b>	37.721	107.0	1:03.159	10 -	3:40.001	96.0	38.381	107.7	4:18.382
5 -	28.458	85.1	41.053	106.9	1:09.511	11 -	25.505	97.7	37.536	109.5	1:03.041
6 -	25.580	97.7	<b>37.433</b>	106.7	<b>1:03.013</b>						

Weather / Track : Sunny / Dry

Mallory Park  
Circuit Length = 1.4100 miles  
Start: 09:00 End: 09:26

# MCRCB BULLETIN TK031

## 2010 Harley Davidson XR1200 Trophy

### FREE PRACTICE - SPEED TRAPS

SECTOR 1				SECTOR 2			FINISH LINE			
POS	NO	NAME	MPH	NO	NAME	MPH	NO	NAME	MPH	
1	99	Jeremy McWILLIAMS	98.1				99	Jeremy McWILLIAMS	110.6	
2	9	Lea GOURLAY	98.0				11	Mike EDWARDS	110.4	
3	31	Torquil PATERSON	97.8				31	Torquil PATERSON	110.0	
4	11	Mike EDWARDS	97.0				9	Lea GOURLAY	109.8	
5	29	Darren JAMES	96.8				29	Darren JAMES	109.8	
6	4	Dijon COMPTON	96.6				17	Alex GAULT	108.9	
7	88	Ed SMITH	96.4				4	Dijon COMPTON	108.6	
8	17	Alex GAULT	95.6				5	Darren NEAL	107.9	
9	39	Darren FRY	95.6				39	Darren FRY	106.7	
10	6	Gordon GRIGOR	95.5				3	Rob HOYLES	106.3	
11	5	Darren NEAL	95.3				44	Gary BYRNE	106.3	
12	44	Gary BYRNE	94.5				88	Ed SMITH	106.3	
13	8	Rob McNEALY	94.4				6	Gordon GRIGOR	105.8	
14	18	Joe MOORE	94.3				2	Adam CHILD	105.2	
15	3	Rob HOYLES	93.5				8	Rob McNEALY	104.9	
16	55	Julian TILLOTSON	92.3				18	Joe MOORE	104.9	
17	2	Adam CHILD	91.6				55	Julian TILLOTSON	104.2	
18	25	Bernie PRICE	89.6				10	John ROBB	102.3	
19	10	John ROBB	89.1				25	Bernie PRICE	101.4	

Weather / Track : Sunny / Dry

Mallory Park  
Circuit Length = 1.4100 miles  
Start: 09:00 End: 09:26

# MCRCB BULLETIN TK032

## 2010 Harley Davidson XR1200 Trophy FREE PRACTICE - BEST SECTOR TIMES

SECTOR 1			SECTOR 2			IDEAL / BEST COMPARISON						
POS	NO	NAME	TIME	NO	NAME	TIME	POS	NO	NAME	IDEAL	BEST	DIFF
1	99	McWILLIAMS	25.438	99	McWILLIAMS	37.433	1	99	McWILLIAMS	1:02.871	1:03.013	0.142
2	11	EDWARDS	25.599	11	EDWARDS	37.911	2	11	EDWARDS	1:03.510	1:03.588	0.078
3	9	GOURLAY	25.658	9	GOURLAY	37.944	3	9	GOURLAY	1:03.602	1:03.772	0.170
4	17	GAULT	25.890	4	COMPTON	38.229	4	4	COMPTON	1:04.158	1:04.362	0.204
5	39	FRY	25.922	39	FRY	38.302	5	39	FRY	1:04.224	1:04.551	0.327
6	4	COMPTON	25.929	31	PATERSON	38.336	6	17	GAULT	1:04.308	1:04.414	0.106
7	44	BYRNE	26.031	17	GAULT	38.418	7	31	PATERSON	1:04.420	1:04.483	0.063
8	31	PATERSON	26.084	8	McNEALY	38.715	8	29	JAMES	1:05.057	1:05.277	0.220
9	29	JAMES	26.096	29	JAMES	38.961	9	44	BYRNE	1:05.107	1:05.311	0.204
10	88	SMITH	26.190	3	HOYLES	38.964	10	8	McNEALY	1:05.218	1:05.370	0.152
11	8	McNEALY	26.503	6	GRIGOR	39.039	11	88	SMITH	1:05.350	1:05.387	0.037
12	3	HOYLES	26.528	44	BYRNE	39.076	12	3	HOYLES	1:05.492	1:05.615	0.123
13	6	GRIGOR	26.543	88	SMITH	39.160	13	6	GRIGOR	1:05.582	1:05.582	0.000
14	2	CHILD	26.666	55	TILLOTSON	39.418	14	2	CHILD	1:06.267	1:06.453	0.186
15	5	NEAL	27.036	5	NEAL	39.555	15	55	TILLOTSON	1:06.502	1:06.596	0.094
16	55	TILLOTSON	27.084	2	CHILD	39.601	16	5	NEAL	1:06.591	1:06.942	0.351
17	18	MOORE	28.122	18	MOORE	39.793	17	18	MOORE	1:07.915	1:08.603	0.688
18	25	PRICE	28.271	25	PRICE	41.379	18	25	PRICE	1:09.650	1:09.687	0.037
19	10	ROBB	29.391	10	ROBB	42.826	19	10	ROBB	1:12.217	1:12.217	0.000
20	69	BOYD		69	BOYD		20	69	BOYD		1:06.859	0.000
<b>Perfect lap</b>										<b>1:02.871</b>		

Weather / Track : Sunny / Dry

Mallory Park  
Circuit Length = 1.4100 miles  
Start: 09:00 End: 09:26

# MCRCB BULLETIN TK085

## 2010 Harley Davidson XR1200 Trophy QUALIFYING - CLASSIFICATION

POS	NO	CL	NAME	ENTRY	TIME	ON	LAPS	GAP	DIFF	MPH
1	99		<b>Jeremy McWILLIAMS</b>	Harley-Davidson - Warr's Racing	<b>1:02.634</b>	13	14			81.04
2	11		<b>Mike EDWARDS</b>	Harley-Davidson - RidersMotorcycles.com	<b>1:02.973</b>	6	17	<b>0.339</b>	0.339	80.60
3	9		<b>Lea GOURLAY</b>	Harley-Davidson - Stratstone Racing	<b>1:03.290</b>	13	16	<b>0.656</b>	0.317	80.20
4	31		<b>Torquil PATERSON</b>	Harley-Davidson - Edinburgh H-D	<b>1:03.417</b>	5	11	<b>0.783</b>	0.127	80.04
5	39		<b>Darren FRY</b>	Harley-Davidson - Black Bear Racing	<b>1:03.816</b>	8	23	<b>1.182</b>	0.399	79.54
6	17		<b>Alex GAULT</b>	Harley-Davidson - Stratstone Racing	<b>1:03.996</b>	7	12	<b>1.362</b>	0.180	79.31
7	88		<b>Ed SMITH</b>	Harley-Davidson - Stratstone Racing	<b>1:04.240</b>	9	19	<b>1.606</b>	0.244	79.01
8	4		<b>Dijon COMPTON</b>	Harley-Davidson - Harley-Davidson Leeds	<b>1:04.608</b>	7	18	<b>1.974</b>	0.368	78.56
9	29		<b>Darren JAMES</b>	Harley-Davidson - Warr's Racing	<b>1:05.097</b>	10	15	<b>2.463</b>	0.489	77.97
10	3		<b>Rob HOYLES</b>	Harley-Davidson - Harley-Davidson UK	<b>1:05.129</b>	10	22	<b>2.495</b>	0.032	77.93
11	44		<b>Gary BYRNE</b>	Harley-Davidson - Blade Motorsport	<b>1:05.487</b>	6	20	<b>2.853</b>	0.358	77.51
12	6		<b>Gordon GRIGOR</b>	Harley-Davidson - West Coast H-D	<b>1:05.540</b>	14	22	<b>2.906</b>	0.053	77.44
13	55		<b>Julian TILLOTSON</b>	Harley-Davidson - Guildford Harley-Davidson	<b>1:05.661</b>	8	14	<b>3.027</b>	0.121	77.30
14	18		<b>Joe MOORE</b>	Harley-Davidson - St Leger Harley-Davidson	<b>1:05.890</b>	6	16	<b>3.256</b>	0.229	77.03
15	69		<b>Rhys BOYD</b>	Harley-Davidson - Team GFI-Preston H-D	<b>1:06.082</b>	10	14	<b>3.448</b>	0.192	76.81
16	8		<b>Rob McNEALY</b>	Harley-Davidson - Shaw Racing	<b>1:06.412</b>	2	2	<b>3.778</b>	0.330	76.43
17	5		<b>Darren NEAL</b>	Harley-Davidson - Blade Motorsport	<b>1:06.473</b>	8	10	<b>3.839</b>	0.061	76.36
18	10		<b>John ROBB</b>	Harley-Davidson - H-D Manchester	<b>1:06.555</b>	13	18	<b>3.921</b>	0.082	76.26
19	2		<b>Adam CHILD</b>	Harley-Davidson - Harley-Davidson UK	<b>1:06.579</b>	11	17	<b>3.945</b>	0.024	76.24
20	25		<b>Bernie PRICE</b>	Harley-Davidson - Jersey H-D.com Racing	<b>1:08.727</b>	9	21	<b>6.093</b>	2.148	73.85

QUALIFYING LAPTIME (110% of 1:02.634) = 1:08.897

Weather / Track : Sunny / Dry

These results are provisional until the conclusion of any judicial and technical matters.

Mallory Park

Circuit Length = 1.4100 miles

Start: 16:48 End: 17:14

Race Director :	Stewards :	Timekeeper :
-----------------	------------	--------------

**MCRCB BULLETIN TK086**

**2010 Harley Davidson XR1200 Trophy  
QUALIFYING - SECTOR ANALYSIS**

<b>2</b>	<b>Adam CHILD</b>										<b>Harley-Davidson UK</b>				
1-	27.561	90.7	40.194	102.6	1:07.755	10-	26.794	90.4	40.280	100.6	1:07.074				
2-	27.182	90.3	40.220	99.0	1:07.402	11-	<b>26.674</b>	90.3	39.905	101.4	<b>1:06.579</b>				
3-	27.216	90.6	<b>39.653</b>	<b>104.9</b>	1:06.869	12-	26.801	90.6	40.451	101.8	1:07.252				
4-	27.047	90.4	40.061	104.7	1:07.108	13-	26.917	90.6	40.625	98.1	1:07.542				
5-	32.698	80.6	40.889	102.5	1:13.587	14-	34.427	81.2	41.497	100.5	1:15.924				
6-	26.972	<b>91.6</b>	39.782	101.2	1:06.754	15-	2:48.765	88.2	40.621	100.3	3:29.386				
7-	27.060	90.3	39.985	102.8	1:07.045	16-	26.807	91.1	39.970	98.0	1:06.777				
8-	26.989	90.9	40.012	102.5	1:07.001	17-	27.128	90.2	40.154	103.7	1:07.282				
9-	2:50.143	64.7	41.036	103.1	3:31.179										
<b>3</b>	<b>Rob HOYLES</b>										<b>Harley-Davidson UK</b>				
1-	27.602	91.7	39.876	103.2	1:07.478	12-	26.467	92.8	39.516	95.6	1:05.983				
2-	26.620	92.1	39.250	104.4	1:05.870	13-	26.828	93.1	38.918	98.8	1:05.746				
3-	26.569	92.4	39.063	<b>107.4</b>	1:05.632	14-	26.390	94.1	38.799	99.4	1:05.189				
4-	26.454	92.7	39.364	101.7	1:05.818	15-	26.331	<b>94.7</b>	39.361	101.2	1:05.692				
5-	26.654	93.2	39.087	99.7	1:05.741	16-	26.547	93.2	46.787	101.4	1:13.334				
6-	26.824	93.6	39.047	102.1	1:05.871	17-	26.327	93.3	39.310	101.2	1:05.637				
7-	26.493	92.1	39.983	102.1	1:06.476	18-	26.531	92.1	39.162	99.3	1:05.693				
8-	26.967	93.2	39.401	101.4	1:06.368	19-	26.541	92.3	39.087	100.5	1:05.628				
9-	26.746	93.9	38.722	100.0	1:05.468	20-	26.329	93.6	39.043	100.8	1:05.372				
10-	26.425	93.9	<b>38.704</b>	101.2	<b>1:05.129</b>	21-	26.372	93.2	39.269	106.0	1:05.641				
11-	27.299	84.8	47.311	100.6	1:14.610	22-	<b>26.233</b>	92.2	39.239	100.6	1:05.472				
<b>4</b>	<b>Dijon COMPTON</b>										<b>Harley-Davidson Leeds</b>				
1-	26.656	94.3	38.994	107.2	1:05.650	10-	26.663	93.1	39.087	102.9	1:05.750				
2-	28.362	90.8	39.568	106.9	1:07.930	11-	<b>26.126</b>	94.8	38.979	102.8	1:05.105				
3-	27.169	95.2	39.256	104.0	1:06.425	12-	26.414	94.0	38.800	104.0	1:05.214				
4-	27.339	94.1	38.559	105.7	1:05.898	13-	26.320	94.4	38.867	104.0	1:05.187				
5-	26.346	95.3	39.080	104.7	1:05.426	14-	27.863	88.7	41.900	97.7	1:09.763				
6-	26.413	<b>96.1</b>	<b>38.341</b>	<b>107.4</b>	1:04.754	15-	27.122	93.6	39.677	102.9	1:06.799				
7-	26.257	94.7	38.351	105.0	<b>1:04.608</b>	16-	26.656	95.3	39.471	103.6	1:06.127				
8-	26.159	95.2	39.385	103.6	1:05.544	17-	26.172	94.4	38.442	105.8	1:04.614				
9-	4:35.606	84.4	42.391	104.5	5:17.997	18-	26.332	93.9	39.089	103.6	1:05.421				
<b>5</b>	<b>Darren NEAL</b>										<b>Blade Motorsport</b>				
1-	27.639	<b>95.1</b>	40.118	105.8	1:07.757	6-	26.794	93.7	39.732	103.2	1:06.526				
2-	27.092	94.3	40.327	100.8	1:07.419	7-	27.097	93.2	39.875	106.3	1:06.972				
3-	28.104	94.0	39.704	<b>107.0</b>	1:07.808	8-	26.847	93.5	<b>39.626</b>	105.3	<b>1:06.473</b>				
4-	27.013	93.3	39.834	103.4	1:06.847	9-	<b>26.693</b>	92.7	40.082	104.9	1:06.775				
5-	27.846	94.3	39.770	104.4	1:07.616	10-	29.073	89.7	40.532	105.0	1:09.605				
<b>6</b>	<b>Gordon GRIGOR</b>										<b>West Coast H-D</b>				
1-	27.692	90.2	40.511	103.9	1:08.203	12-	26.462	93.3	39.554	104.5	1:06.016				
2-	27.260	92.4	40.752	103.6	1:08.012	13-	26.616	93.5	39.560	103.4	1:06.176				
3-	27.737	94.0	40.090	103.1	1:07.827	14-	26.463	94.0	<b>39.077</b>	104.5	<b>1:05.540</b>				
4-	27.488	94.0	40.191	104.2	1:07.679	15-	26.474	94.3	39.541	104.0	1:06.015				
5-	27.458	92.2	40.512	104.9	1:07.970	16-	26.550	92.6	39.899	104.0	1:06.449				
6-	27.278	92.7	39.508	105.7	1:06.786	17-	<b>26.321</b>	94.1	39.839	104.0	1:06.160				
7-	27.091	92.9	39.639	<b>106.5</b>	1:06.730	18-	26.877	93.2	39.154	104.7	1:06.031				
8-	26.686	91.8	39.701	105.3	1:06.387	19-	26.520	93.1	39.480	103.7	1:06.000				
9-	26.582	<b>94.7</b>	39.458	106.3	1:06.040	20-	26.917	93.2	39.691	104.0	1:06.608				
10-	26.870	93.5	39.387	105.5	1:06.257	21-	27.134	94.0	39.203	105.7	1:06.337				
11-	26.571	93.9	39.379	104.0	1:05.950	22-	27.164	92.6	40.174	104.0	1:07.338				
<b>8</b>	<b>Rob McNEALY</b>										<b>Shaw Racing</b>				
1-	27.204	<b>94.7</b>	39.840	<b>105.0</b>	1:07.044	2-	<b>26.887</b>	93.7	<b>39.525</b>	102.0	<b>1:06.412</b>				
<b>9</b>	<b>Lea GOURLAY</b>										<b>Stratstone Racing</b>				
1-	25.923	95.6	38.594	106.2	1:04.517	9-	25.654	94.8	38.811	106.5	1:04.465				
2-	25.776	96.8	38.305	106.5	1:04.081	10-	25.801	96.0	38.045	106.2	1:03.846				
3-	25.985	<b>97.3</b>	38.243	<b>108.2</b>	1:04.228	11-	4:59.121	95.2	38.505	106.7	5:37.626				

Weather / Track : Sunny / Dry

Mallory Park  
Circuit Length = 1.4100 miles  
Start: 16:48 End: 17:14

# MCRCB BULLETIN TK086

## 2010 Harley Davidson XR1200 Trophy

### QUALIFYING - SECTOR ANALYSIS

4-	25.839	96.4	38.077	106.5	1:03.916	12-	25.600	96.6	37.803	106.2	1:03.403
5-	3:32.595	94.0	38.285	107.4	4:10.880	13-	25.670	95.7	<b>37.620</b>	106.0	<b>1:03.290</b>
6-	25.746	96.7	37.942	107.4	1:03.688	14-	25.855	95.6	37.870	106.7	1:03.725
7-	25.951	95.9	37.775	108.1	1:03.726	15-	25.716	96.8	38.027	106.3	1:03.743
8-	<b>25.579</b>	96.4	38.058	106.7	1:03.637	16-	25.786	96.1	37.759	106.7	1:03.545
<b>10</b>	<b>John ROBB</b>					H-D Manchester					
1-	28.679	87.5	41.880	<b>101.2</b>	1:10.559	10-	27.936	89.8	40.440	100.8	1:08.376
2-	28.010	89.4	41.446	100.8	1:09.456	11-	<b>26.851</b>	<b>92.2</b>	40.341	99.7	1:07.192
3-	27.649	91.3	41.274	99.6	1:08.923	12-	27.408	91.1	39.589	99.0	1:06.997
4-	27.628	89.8	40.955	98.1	1:08.583	13-	27.019	92.1	<b>39.536</b>	100.5	<b>1:06.555</b>
5-	27.539	90.4	40.594	99.3	1:08.133	14-	27.073	91.4	49.385	99.4	1:16.458
6-	27.466	91.1	40.201	100.6	1:07.667	15-	27.511	91.2	40.560	100.5	1:08.071
7-	27.361	91.3	40.148	97.0	1:07.509	16-	27.279	90.2	40.681	96.6	1:07.960
8-	3:39.442	84.1	42.071	98.4	4:21.513	17-	27.962	89.6	40.711	96.7	1:08.673
9-	27.505	89.8	39.935	100.3	1:07.440	18-	27.382	88.3	40.515	98.8	1:07.897
<b>11</b>	<b>Mike EDWARDS</b>					RidersMotorcycles.com					
1-	26.057	96.0	38.710	104.9	1:04.767	10-	1:56.166	94.7	39.423	104.7	2:35.589
2-	25.561	95.3	37.846	105.7	1:03.407	11-	25.745	96.0	37.973	102.6	1:03.718
3-	25.509	95.1	38.118	103.7	1:03.627	12-	25.640	96.3	38.138	105.0	1:03.778
4-	25.893	94.9	38.616	106.0	1:04.509	13-	25.449	95.3	37.882	105.2	1:03.331
5-	25.619	94.7	37.807	105.8	1:03.426	14-	25.680	94.8	38.346	104.2	1:04.026
6-	<b>25.264</b>	<b>97.0</b>	37.709	105.0	<b>1:02.973</b>	15-	2:37.187	94.9	38.250	104.2	3:15.437
7-	25.601	95.5	37.796	105.0	1:03.397	16-	25.575	95.5	37.965	105.7	1:03.540
8-	25.507	94.0	<b>37.668</b>	105.0	1:03.175	17-	25.374	95.3	38.254	<b>106.7</b>	1:03.628
9-	2:49.246	94.4	38.416	104.5	3:27.662						
<b>17</b>	<b>Alex GAULT</b>					Stratstone Racing					
1-	26.471	93.2	38.692	106.0	1:05.163	7-	25.845	93.6	38.151	104.7	<b>1:03.996</b>
2-	26.121	94.5	38.665	101.4	1:04.786	8-	7:24.536	79.9	40.337	<b>107.4</b>	8:04.873
3-	4:29.802	86.5	39.619	106.3	5:09.421	9-	26.467	<b>95.2</b>	39.265	103.4	1:05.732
4-	26.189	94.9	38.056	104.7	1:04.245	10-	26.161	94.1	38.287	105.3	1:04.448
5-	<b>25.786</b>	94.4	38.399	104.5	1:04.185	11-	26.072	93.7	38.486	105.3	1:04.558
6-	25.986	94.5	<b>38.046</b>	103.9	1:04.032	12-	29.008	91.3	39.798	104.9	1:08.806
<b>18</b>	<b>Joe MOORE</b>					St Leger Harley-Davidson					
1-	28.074	93.9	40.288	103.7	1:08.362	9-	<b>26.682</b>	93.7	39.447	102.5	1:06.129
2-	27.744	91.1	39.441	104.5	1:07.185	10-	26.844	93.3	40.009	102.0	1:06.853
3-	27.299	94.1	39.338	<b>106.9</b>	1:06.637	11-	28.867	93.1	39.590	104.2	1:08.457
4-	27.131	<b>94.4</b>	39.918	103.6	1:07.049	12-	27.000	93.1	39.152	104.7	1:06.152
5-	27.188	93.1	39.858	106.3	1:07.046	13-	27.231	93.2	40.365	104.2	1:07.596
6-	26.866	92.1	<b>39.024</b>	103.4	<b>1:05.890</b>	14-	7:01.176	92.4	40.272	103.2	7:41.448
7-	26.845	93.2	39.246	103.9	1:06.091	15-	27.084	92.6	39.718	102.9	1:06.802
8-	26.772	92.4	39.367	102.8	1:06.139	16-	26.969	92.6	39.440	103.9	1:06.409
<b>25</b>	<b>Bernie PRICE</b>					Jersey H-D.com Racing					
1-	28.421	88.5	41.943	100.2	1:10.364	12-	28.052	88.2	41.684	100.8	1:09.736
2-	27.920	89.4	41.473	100.0	1:09.393	13-	28.073	89.2	41.121	99.3	1:09.194
3-	28.130	89.1	42.246	97.8	1:10.376	14-	27.697	90.1	41.239	98.5	1:08.936
4-	28.238	89.5	41.599	<b>101.5</b>	1:09.837	15-	28.174	90.6	41.342	99.7	1:09.516
5-	27.938	88.9	41.524	101.4	1:09.462	16-	27.958	90.0	41.676	100.8	1:09.634
6-	28.108	90.4	41.469	100.5	1:09.577	17-	27.907	89.0	41.518	99.0	1:09.425
7-	28.291	87.6	41.348	101.1	1:09.639	18-	28.270	88.7	41.435	99.1	1:09.705
8-	28.018	<b>90.8</b>	41.089	101.4	1:09.107	19-	27.985	89.6	41.415	99.9	1:09.400
9-	<b>27.654</b>	90.1	<b>41.073</b>	101.1	<b>1:08.727</b>	20-	27.879	87.6	41.314	100.6	1:09.193
10-	27.905	88.5	41.452	100.0	1:09.357	21-	27.896	89.7	41.468	101.2	1:09.364
11-	28.162	89.0	41.356	100.3	1:09.518						
<b>29</b>	<b>Darren JAMES</b>					Warr's Racing					
1-	26.766	95.3	39.131	108.8	1:05.897	9-	26.586	<b>96.4</b>	39.167	<b>109.3</b>	1:05.753
2-	27.064	96.1	39.180	108.1	1:06.244	10-	26.312	96.3	<b>38.785</b>	107.4	<b>1:05.097</b>
3-	27.009	95.5	39.822	106.5	1:06.831	11-	7:56.696	87.7	40.412	106.9	8:37.108

Weather / Track : Sunny / Dry

Mallory Park  
Circuit Length = 1.4100 miles  
Start: 16:48 End: 17:14

# MCRCB BULLETIN TK086

## 2010 Harley Davidson XR1200 Trophy

### QUALIFYING - SECTOR ANALYSIS

4-	27.574	95.7	39.111	108.2	1:06.685	12-	26.550	96.1	39.107	106.2	1:05.657
5-	26.180	95.7	39.064	107.9	1:05.244	13-	29.490	95.7	39.547	106.7	1:09.037
6-	26.334	96.0	38.879	107.2	1:05.213	14-	26.539	95.2	39.140	107.5	1:05.679
7-	<b>26.163</b>	95.3	39.498	107.2	1:05.661	15-	26.261	95.6	39.367	106.7	1:05.628
8-	26.336	95.1	38.923	108.4	1:05.259						
<b>31</b>	<b>Torquil PATERSON</b>					<b>Edinburgh H-D</b>					
1-	26.503	96.3	38.656	105.2	1:05.159	7-	13:01.735	92.1	39.371	105.7	13:41.106
2-	26.051	<b>96.8</b>	37.899	108.2	1:03.950	8-	26.360	94.0	38.778	103.4	1:05.138
3-	25.792	95.7	38.713	106.3	1:04.505	9-	26.160	95.2	38.508	107.9	1:04.668
4-	26.213	95.9	38.779	<b>108.9</b>	1:04.992	10-	26.070	95.7	38.268	108.1	1:04.338
5-	25.613	96.1	<b>37.804</b>	108.1	<b>1:03.417</b>	11-	26.076	95.9	38.847	107.2	1:04.923
6-	<b>25.531</b>	96.0	38.116	107.7	1:03.647						
<b>39</b>	<b>Darren FRY</b>					<b>Black Bear Racing</b>					
1-	26.616	93.2	39.143	102.8	1:05.759	13-	26.062	93.9	40.873	102.3	1:06.935
2-	26.337	94.1	38.856	102.5	1:05.193	14-	25.966	94.1	38.956	103.6	1:04.922
3-	26.099	93.2	38.370	104.0	1:04.469	15-	26.387	93.9	39.308	101.4	1:05.695
4-	25.903	94.1	38.187	105.2	1:04.090	16-	26.475	94.1	38.937	101.8	1:05.412
5-	25.768	95.1	38.280	103.7	1:04.048	17-	26.327	93.9	39.089	101.8	1:05.416
6-	26.071	94.5	38.690	104.7	1:04.761	18-	26.020	93.7	38.872	103.4	1:04.892
7-	25.899	<b>96.3</b>	<b>38.102</b>	<b>105.3</b>	1:04.001	19-	25.860	94.1	38.716	102.6	1:04.576
8-	<b>25.605</b>	95.5	38.211	104.0	<b>1:03.816</b>	20-	25.749	93.9	38.667	104.2	1:04.416
9-	26.039	93.3	38.565	103.1	1:04.604	21-	25.715	94.0	38.453	105.2	1:04.168
10-	25.933	93.6	38.921	102.1	1:04.854	22-	25.824	92.8	38.701	101.5	1:04.525
11-	26.031	92.1	38.618	104.4	1:04.649	23-	25.797	94.5	38.757	102.0	1:04.554
12-	26.266	93.2	40.311	104.5	1:06.577						
<b>44</b>	<b>Gary BYRNE</b>					<b>Blade Motorsport</b>					
1-	27.716	91.1	41.525	100.6	1:09.241	11-	26.837	90.6	42.271	100.2	1:09.108
2-	27.164	90.4	40.162	103.2	1:07.326	12-	26.506	90.6	39.899	99.6	1:06.405
3-	26.948	<b>92.7</b>	39.945	<b>105.7</b>	1:06.893	13-	27.979	71.7	43.564	103.7	1:11.543
4-	26.675	92.4	40.155	<b>105.7</b>	1:06.830	14-	26.580	91.6	39.718	99.9	1:06.298
5-	26.445	91.9	39.440	101.8	1:05.885	15-	26.547	90.1	40.047	100.5	1:06.594
6-	<b>26.142</b>	91.6	39.345	102.1	<b>1:05.487</b>	16-	26.499	92.2	39.922	101.2	1:06.421
7-	26.399	91.6	39.610	102.0	1:06.009	17-	27.270	86.9	42.263	97.1	1:09.533
8-	26.218	92.1	39.286	102.3	1:05.504	18-	2:22.309	90.8	40.999	103.6	3:03.308
9-	26.482	91.3	<b>39.197</b>	101.7	1:05.679	19-	26.324	90.9	39.767	100.5	1:06.091
10-	26.173	91.9	40.053	98.1	1:06.226	20-	26.508	92.6	39.574	101.5	1:06.082
<b>55</b>	<b>Julian TILLOTSON</b>					<b>Guildford Harley-Davidson</b>					
1-	27.001	91.2	40.224	100.9	1:07.225	8-	26.581	91.8	<b>39.080</b>	103.2	<b>1:05.661</b>
2-	26.710	91.2	39.410	101.5	1:06.120	9-	<b>26.539</b>	91.8	39.388	102.8	1:05.927
3-	26.769	90.8	39.250	102.5	1:06.019	10-	26.994	91.8	39.090	104.0	1:06.084
4-	27.098	91.7	39.451	103.9	1:06.549	11-	5:49.736	91.3	40.355	102.3	6:30.091
5-	26.559	<b>92.9</b>	39.729	101.4	1:06.288	12-	27.006	92.4	40.274	101.2	1:07.280
6-	26.825	91.3	39.794	102.9	1:06.619	13-	27.097	90.1	40.052	99.9	1:07.149
7-	26.756	90.6	39.349	<b>104.4</b>	1:06.105	14-	27.454	90.9	39.694	99.7	1:07.148
<b>69</b>	<b>Rhys BOYD</b>					<b>Team GFI-Preston H-D</b>					
1-	27.885	91.7	40.928	101.1	1:08.813	8-	26.659	94.1	39.604	104.4	1:06.263
2-	27.140	93.9	40.082	104.0	1:07.222	9-	26.859	93.2	<b>39.248</b>	103.6	1:06.107
3-	27.278	93.7	40.057	102.9	1:07.335	10-	<b>26.480</b>	94.3	39.602	101.1	<b>1:06.082</b>
4-	26.940	94.4	40.187	<b>104.9</b>	1:07.127	11-	26.960	92.4	40.240	102.8	1:07.200
5-	27.106	<b>95.3</b>	39.943	103.2	1:07.049	12-	26.763	94.0	39.452	103.7	1:06.215
6-	27.011	94.3	39.488	102.3	1:06.499	13-	27.843	93.6	39.856	103.6	1:07.699
7-	27.214	92.7	39.693	104.7	1:06.907	14-	26.751	93.9	1:14.927	79.7	1:41.678
<b>88</b>	<b>Ed SMITH</b>					<b>Stratstone Racing</b>					
1-	27.627	92.4	40.009	<b>106.5</b>	1:07.636	11-	26.014	94.5	38.798	103.1	1:04.812
2-	27.292	92.6	40.686	104.9	1:07.978	12-	26.309	94.5	38.617	102.1	1:04.926
3-	27.213	92.7	39.103	102.9	1:06.316	13-	26.200	92.4	38.507	103.1	1:04.707
4-	26.359	93.2	38.946	103.9	1:05.305	14-	4:22.638	95.3	40.245	102.8	5:02.883

Weather / Track : Sunny / Dry

Mallory Park  
Circuit Length = 1.4100 miles  
Start: 16:48 End: 17:14

# MCRCB BULLETIN TK086

## 2010 Harley Davidson XR1200 Trophy

### QUALIFYING - SECTOR ANALYSIS

5 -	26.416	94.8	38.856	103.6	1:05.272	15 -	26.647	94.3	39.276	103.2	1:05.923
6 -	26.137	94.5	38.355	104.0	1:04.492	16 -	26.483	92.6	38.895	102.8	1:05.378
7 -	26.147	<b>95.5</b>	<b>38.292</b>	106.0	1:04.439	17 -	26.690	94.3	38.734	103.7	1:05.424
8 -	26.266	<b>95.5</b>	40.756	104.4	1:07.022	18 -	26.450	95.3	38.838	103.6	1:05.288
9 -	<b>25.843</b>	95.2	38.397	106.3	<b>1:04.240</b>	19 -	26.005	94.8	38.596	105.0	1:04.601
10 -	29.225	82.0	39.753	102.9	1:08.978						
<b>99</b>	<b>Jeremy McWILLIAMS</b>					<b>Warr's Racing</b>					
1 -	25.824	96.1	39.651	105.3	1:05.475	8 -	25.426	97.1	37.468	108.6	1:02.894
2 -	26.416	95.5	37.930	108.6	1:04.346	9 -	25.373	97.8	37.324	108.1	1:02.697
3 -	25.340	<b>98.1</b>	37.454	106.5	1:02.794	10 -	9:18.199	86.1	40.164	<b>108.8</b>	9:58.363
4 -	28.284	90.7	39.010	108.1	1:07.294	11 -	25.973	96.1	38.341	106.7	1:04.314
5 -	25.287	98.0	37.361	108.2	1:02.648	12 -	25.416	<b>98.1</b>	<b>37.300</b>	108.2	1:02.716
6 -	28.134	66.0	44.353	107.5	1:12.487	13 -	<b>25.208</b>	<b>98.1</b>	37.426	108.6	<b>1:02.634</b>
7 -	25.520	96.7	37.582	108.4	1:03.102	14 -	29.239	59.1	46.026	107.0	1:15.265

Weather / Track : Sunny / Dry

Mallory Park  
 Circuit Length = 1.4100 miles  
 Start: 16:48 End: 17:14

# MCRCB BULLETIN TK087

## 2010 Harley Davidson XR1200 Trophy

### QUALIFYING - SPEED TRAPS

SECTOR 1				SECTOR 2			FINISH LINE			
POS	NO	NAME	MPH	NO	NAME	MPH	NO	NAME	MPH	
1	99	Jeremy McWILLIAMS	98.1				29	Darren JAMES	109.3	
2	9	Lea GOURLAY	97.3				31	Torquil PATERSON	108.9	
3	11	Mike EDWARDS	97.0				99	Jeremy McWILLIAMS	108.8	
4	31	Torquil PATERSON	96.8				9	Lea GOURLAY	108.2	
5	29	Darren JAMES	96.4				3	Rob HOYLES	107.4	
6	39	Darren FRY	96.3				4	Dijon COMPTON	107.4	
7	4	Dijon COMPTON	96.1				17	Alex GAULT	107.4	
8	88	Ed SMITH	95.5				5	Darren NEAL	107.0	
9	69	Rhys BOYD	95.3				18	Joe MOORE	106.9	
10	17	Alex GAULT	95.2				11	Mike EDWARDS	106.7	
11	5	Darren NEAL	95.1				6	Gordon GRIGOR	106.5	
12	3	Rob HOYLES	94.7				88	Ed SMITH	106.5	
13	6	Gordon GRIGOR	94.7				44	Gary BYRNE	105.7	
14	8	Rob McNEALY	94.7				39	Darren FRY	105.3	
15	18	Joe MOORE	94.4				8	Rob McNEALY	105.0	
16	55	Julian TILLOTSON	92.9				2	Adam CHILD	104.9	
17	44	Gary BYRNE	92.7				69	Rhys BOYD	104.9	
18	10	John ROBB	92.2				55	Julian TILLOTSON	104.4	
19	2	Adam CHILD	91.6				25	Bernie PRICE	101.5	
20	25	Bernie PRICE	90.8				10	John ROBB	101.2	

Weather / Track : Sunny / Dry

Mallory Park  
Circuit Length = 1.4100 miles  
Start: 16:48 End: 17:14

# MCRCB BULLETIN TK088

## 2010 Harley Davidson XR1200 Trophy QUALIFYING - BEST SECTOR TIMES

SECTOR 1			SECTOR 2			IDEAL / BEST COMPARISON						
POS	NO	NAME	TIME	NO	NAME	TIME	POS	NO	NAME	IDEAL	BEST	DIFF
1	99	McWILLIAMS	25.208	99	McWILLIAMS	37.300	1	99	McWILLIAMS	1:02.508	1:02.634	0.126
2	11	EDWARDS	25.264	9	GOURLAY	37.620	2	11	EDWARDS	1:02.932	1:02.973	0.041
3	31	PATERSON	25.531	11	EDWARDS	37.668	3	9	GOURLAY	1:03.199	1:03.290	0.091
4	9	GOURLAY	25.579	31	PATERSON	37.804	4	31	PATERSON	1:03.335	1:03.417	0.082
5	39	FRY	25.605	17	GAULT	38.046	5	39	FRY	1:03.707	1:03.816	0.109
6	17	GAULT	25.786	39	FRY	38.102	6	17	GAULT	1:03.832	1:03.996	0.164
7	88	SMITH	25.843	88	SMITH	38.292	7	88	SMITH	1:04.135	1:04.240	0.105
8	4	COMPTON	26.126	4	COMPTON	38.341	8	4	COMPTON	1:04.467	1:04.608	0.141
9	44	BYRNE	26.142	3	HOYLES	38.704	9	3	HOYLES	1:04.937	1:05.129	0.192
10	29	JAMES	26.163	29	JAMES	38.785	10	29	JAMES	1:04.948	1:05.097	0.149
11	3	HOYLES	26.233	18	MOORE	39.024	11	44	BYRNE	1:05.339	1:05.487	0.148
12	6	GRIGOR	26.321	6	GRIGOR	39.077	12	6	GRIGOR	1:05.398	1:05.540	0.142
13	69	BOYD	26.480	55	TILLOTSON	39.080	13	55	TILLOTSON	1:05.619	1:05.661	0.042
14	55	TILLOTSON	26.539	44	BYRNE	39.197	14	18	MOORE	1:05.706	1:05.890	0.184
15	2	CHILD	26.674	69	BOYD	39.248	15	69	BOYD	1:05.728	1:06.082	0.354
16	18	MOORE	26.682	8	McNEALY	39.525	16	5	NEAL	1:06.319	1:06.473	0.154
17	5	NEAL	26.693	10	ROBB	39.536	17	2	CHILD	1:06.327	1:06.579	0.252
18	10	ROBB	26.851	5	NEAL	39.626	18	10	ROBB	1:06.387	1:06.555	0.168
19	8	McNEALY	26.887	2	CHILD	39.653	19	8	McNEALY	1:06.412	1:06.412	0.000
20	25	PRICE	27.654	25	PRICE	41.073	20	25	PRICE	1:08.727	1:08.727	0.000
<b>Perfect lap</b>										<b>1:02.508</b>		


Weather / Track : Sunny / Dry

Mallory Park  
Circuit Length = 1.4100 miles  
Start: 16:48 End: 17:14

**MCRCB BULLETIN TK089**

**2010 Harley Davidson XR1200 Trophy**

**RACE 5 - PROVISIONAL GRID**

ROW 5	25	1:08.727 Bernie PRICE	2	1:06.579 Adam CHILD	10	1:06.555 John ROBB	5	1:06.473 Darren NEAL
ROW 4	8	1:06.412 Rob McNEALY	69	1:06.082 Rhys BOYD	18	1:05.890 Joe MOORE	55	1:05.661 Julian TILLOTSON
ROW 3	6	1:05.540 Gordon GRIGOR	44	1:05.487 Gary BYRNE	3	1:05.129 Rob HOYLES	29	1:05.097 Darren JAMES
ROW 2	4	1:04.608 Dijon COMPTON	88	1:04.240 Ed SMITH	17	1:03.996 Alex GAULT	39	1:03.816 Darren FRY
ROW 1	31	1:03.417 Torquil PATERSON	9	1:03.290 Lea GOURLAY	11	1:02.973 Mike EDWARDS	99	1:02.634 Jeremy McWILLIAMS
								<b>Pole</b>
								

Mallory Park  
Circuit Length = 1.4100 miles

**These results are provisional until the conclusion of any judicial and technical matters.**

Race Director :	Stewards :	Timekeeper :
-----------------	------------	--------------

# MCRCB BULLETIN TK110

## 2010 Harley Davidson XR1200 Trophy WARM-UP - CLASSIFICATION

POS	NO	CL	NAME	ENTRY	TIME	ON	LAPS	GAP	DIFF	MPH
1	99		<b>Jeremy McWILLIAMS</b>	Harley-Davidson - Warr's Racing	<b>1:03.170</b>	7	7			80.35
2	39		<b>Darren FRY</b>	Harley-Davidson - Black Bear Racing	<b>1:03.186</b>	5	7	<b>0.016</b>	0.016	80.33
3	11		<b>Mike EDWARDS</b>	Harley-Davidson - RidersMotorcycles.com	<b>1:03.323</b>	4	7	<b>0.153</b>	0.137	80.16
4	9		<b>Lea GOURLAY</b>	Harley-Davidson - Stratstone Racing	<b>1:03.394</b>	5	7	<b>0.224</b>	0.071	80.07
5	31		<b>Torquil PATERSON</b>	Harley-Davidson - Edinburgh H-D	<b>1:03.435</b>	5	7	<b>0.265</b>	0.041	80.01
6	4		<b>Dijon COMPTON</b>	Harley-Davidson - Harley-Davidson Leeds	<b>1:03.556</b>	3	6	<b>0.386</b>	0.121	79.86
7	17		<b>Alex GAULT</b>	Harley-Davidson - Stratstone Racing	<b>1:03.933</b>	3	4	<b>0.763</b>	0.377	79.39
8	29		<b>Darren JAMES</b>	Harley-Davidson - Warr's Racing	<b>1:04.560</b>	5	7	<b>1.390</b>	0.627	78.62
9	88		<b>Ed SMITH</b>	Harley-Davidson - Stratstone Racing	<b>1:04.992</b>	5	7	<b>1.822</b>	0.432	78.10
10	2		<b>Adam CHILD</b>	Harley-Davidson - Harley-Davidson UK	<b>1:05.458</b>	3	6	<b>2.288</b>	0.466	77.54
11	55		<b>Julian TILLOTSON</b>	Harley-Davidson - Guildford Harley-Davidson	<b>1:05.540</b>	5	5	<b>2.370</b>	0.082	77.44
12	8		<b>Rob McNEALY</b>	Harley-Davidson - Shaw Racing	<b>1:05.657</b>	5	7	<b>2.487</b>	0.117	77.31
13	18		<b>Joe MOORE</b>	Harley-Davidson - St Leger Harley-Davidson	<b>1:05.714</b>	6	6	<b>2.544</b>	0.057	77.24
14	3		<b>Rob HOYLES</b>	Harley-Davidson - Harley-Davidson UK	<b>1:05.784</b>	3	7	<b>2.614</b>	0.070	77.16
15	44		<b>Gary BYRNE</b>	Harley-Davidson - Blade Motorsport	<b>1:06.267</b>	4	7	<b>3.097</b>	0.483	76.60
16	6		<b>Gordon GRIGOR</b>	Harley-Davidson - West Coast H-D	<b>1:06.716</b>	3	7	<b>3.546</b>	0.449	76.08
17	69		<b>Rhys BOYD</b>	Harley-Davidson - Team GFI-Preston H-D	<b>1:06.793</b>	6	6	<b>3.623</b>	0.077	75.99
18	10		<b>John ROBB</b>	Harley-Davidson - H-D Manchester	<b>1:06.852</b>	3	4	<b>3.682</b>	0.059	75.92
19	25		<b>Bernie PRICE</b>	Harley-Davidson - Jersey H-D.com Racing	<b>1:09.040</b>	3	6	<b>5.870</b>	2.188	73.52

Weather / Track : Sunny / Dry

These results are provisional until the conclusion of any judicial and technical matters.

Mallory Park

Circuit Length = 1.4100 miles

Start: 10:20 End: 10:29

Race Director :	Stewards :	Timekeeper :
-----------------	------------	--------------

# MCRCB BULLETIN TK111

## 2010 Harley Davidson XR1200 Trophy

### WARM-UP - SECTOR ANALYSIS

<b>2</b>	<b>Adam CHILD</b>		Harley-Davidson UK								
1-	27.554	91.6	40.073	<b>106.9</b>	1:07.627	4-	<b>26.261</b>	<b>93.5</b>	39.578	106.7	1:05.839
2-	26.440	92.9	39.199	106.0	1:05.639	5-	26.412	91.9	39.343	105.8	1:05.755
3-	26.317	93.2	<b>39.141</b>	106.3	<b>1:05.458</b>	6-	26.831	92.1	45.732	99.6	1:12.563
<b>3</b>	<b>Rob HOYLES</b>		Harley-Davidson UK								
1-	26.881	90.0	40.144	105.3	1:07.025	5-	27.250	90.6	39.246	105.7	1:06.496
2-	26.563	92.2	40.051	105.2	1:06.614	6-	26.512	93.7	39.606	105.5	1:06.118
3-	<b>26.469</b>	92.7	39.315	101.1	<b>1:05.784</b>	7-	27.446	<b>95.1</b>	<b>39.106</b>	105.5	1:06.552
4-	27.860	91.7	39.342	<b>106.9</b>	1:07.202						
<b>4</b>	<b>Dijon COMPTON</b>		Harley-Davidson Leeds								
1-	26.663	94.3	38.819	107.4	1:05.482	4-	26.041	95.6	37.829	107.7	1:03.870
2-	26.025	95.3	37.872	<b>108.9</b>	1:03.897	5-	28.181	84.9	42.038	103.2	1:10.219
3-	<b>25.886</b>	94.9	<b>37.670</b>	107.9	<b>1:03.556</b>	6-	26.651	<b>97.1</b>	39.151	103.4	1:05.802
<b>6</b>	<b>Gordon GRIGOR</b>		West Coast H-D								
1-	27.412	91.7	40.126	104.2	1:07.538	5-	<b>27.044</b>	92.6	39.818	106.2	1:06.862
2-	28.192	86.1	40.580	106.0	1:08.772	6-	27.143	92.8	40.228	<b>106.9</b>	1:07.371
3-	27.209	93.5	<b>39.507</b>	106.7	<b>1:06.716</b>	7-	27.325	<b>93.9</b>	39.655	105.8	1:06.980
4-	27.726	<b>93.9</b>	40.076	106.0	1:07.802						
<b>8</b>	<b>Rob McNEALY</b>		Shaw Racing								
1-	27.459	90.6	40.116	106.7	1:07.575	5-	26.678	93.1	<b>38.979</b>	105.7	<b>1:05.657</b>
2-	26.951	91.9	40.477	105.8	1:07.428	6-	26.528	92.3	39.557	104.9	1:06.085
3-	27.155	93.1	39.513	<b>107.9</b>	1:06.668	7-	<b>26.521</b>	93.6	39.283	104.2	1:05.804
4-	27.136	<b>93.7</b>	39.316	105.3	1:06.452						
<b>9</b>	<b>Lea GOURLAY</b>		Stratstone Racing								
1-	26.152	95.5	38.542	<b>110.2</b>	1:04.694	5-	<b>25.761</b>	<b>95.9</b>	<b>37.633</b>	108.4	<b>1:03.394</b>
2-	26.062	95.1	38.322	109.8	1:04.384	6-	25.855	<b>95.9</b>	38.615	108.2	1:04.470
3-	25.906	94.4	37.903	109.3	1:03.809	7-	26.029	95.7	38.164	107.0	1:04.193
4-	26.042	95.6	38.335	108.2	1:04.377						
<b>10</b>	<b>John ROBB</b>		H-D Manchester								
1-	28.244	87.8	40.501	101.8	1:08.745	3-	27.143	<b>92.7</b>	<b>39.709</b>	<b>104.2</b>	<b>1:06.852</b>
2-	27.237	91.7	40.865	102.8	1:08.102	4-	<b>26.978</b>	91.1	40.130	102.9	1:07.108
<b>11</b>	<b>Mike EDWARDS</b>		RidersMotorcycles.com								
1-	26.387	95.7	38.557	109.8	1:04.944	5-	26.212	96.6	37.484	109.5	1:03.696
2-	26.725	94.9	39.614	110.0	1:06.339	6-	<b>25.528</b>	96.1	38.319	109.8	1:03.847
3-	25.909	96.7	37.556	<b>111.1</b>	1:03.465	7-	26.259	98.4	39.761	93.7	1:06.020
4-	25.841	<b>98.5</b>	<b>37.482</b>	110.9	<b>1:03.323</b>						
<b>17</b>	<b>Alex GAULT</b>		Stratstone Racing								
1-	26.490	91.7	39.931	107.5	1:06.421	3-	<b>25.624</b>	93.7	<b>38.309</b>	107.9	<b>1:03.933</b>
2-	26.150	<b>94.1</b>	38.389	<b>109.1</b>	1:04.539	4-	3:25.808	92.8	38.763	107.2	4:04.571
<b>18</b>	<b>Joe MOORE</b>		St Leger Harley-Davidson								
1-	28.294	91.7	40.187	104.5	1:08.481	4-	27.159	92.1	38.986	<b>107.2</b>	1:06.145
2-	27.710	92.9	39.781	104.5	1:07.491	5-	27.392	<b>94.1</b>	39.455	104.0	1:06.847
3-	27.491	91.4	39.655	104.9	1:07.146	6-	<b>26.765</b>	92.9	<b>38.949</b>	106.3	<b>1:05.714</b>
<b>25</b>	<b>Bernie PRICE</b>		Jersey H-D.com Racing								
1-	28.698	<b>90.1</b>	41.930	101.7	1:10.628	4-	28.087	89.2	41.838	101.5	1:09.925
2-	28.167	<b>90.1</b>	41.297	<b>102.3</b>	1:09.464	5-	<b>27.873</b>	89.2	41.249	<b>102.3</b>	1:09.122
3-	27.878	89.1	<b>41.162</b>	101.7	<b>1:09.040</b>	6-	27.938	89.7	41.187	100.9	1:09.125
<b>29</b>	<b>Darren JAMES</b>		Warr's Racing								
1-	26.639	95.6	40.147	111.1	1:06.786	5-	<b>25.955</b>	96.0	38.605	110.0	<b>1:04.560</b>
2-	27.334	96.3	40.147	<b>112.2</b>	1:07.481	6-	26.213	<b>96.6</b>	39.330	108.6	1:05.543

Weather / Track : Sunny / Dry

Mallory Park  
Circuit Length = 1.4100 miles  
Start: 10:20 End: 10:29

# MCRCB BULLETIN TK111

## 2010 Harley Davidson XR1200 Trophy

### WARM-UP - SECTOR ANALYSIS

3-	26.886	<b>96.6</b>	39.117	108.6	1:06.003	7-	26.354	95.7	38.973	109.1	1:05.327
4-	26.384	95.3	<b>38.439</b>	109.5	1:04.823						
<b>31</b>	<b>Torquil PATERSON</b>					Edinburgh H-D					
1-	26.651	95.2	39.654	108.4	1:06.305	5-	<b>25.733</b>	95.1	<b>37.702</b>	109.8	<b>1:03.435</b>
2-	26.471	93.2	38.205	109.7	1:04.676	6-	25.982	95.1	38.860	107.7	1:04.842
3-	26.467	<b>96.8</b>	38.109	<b>110.9</b>	1:04.576	7-	26.428	96.6	39.780	82.9	1:06.208
4-	26.773	93.7	38.400	110.6	1:05.173						
<b>39</b>	<b>Darren FRY</b>					Black Bear Racing					
1-	26.849	94.0	38.683	107.4	1:05.532	5-	<b>25.574</b>	95.1	<b>37.612</b>	107.7	<b>1:03.186</b>
2-	26.553	94.9	39.818	107.2	1:06.371	6-	25.637	94.9	38.882	106.2	1:04.519
3-	25.648	<b>95.6</b>	37.623	<b>108.6</b>	1:03.271	7-	26.122	94.7	39.283	99.6	1:05.405
4-	25.604	95.5	37.981	<b>108.6</b>	1:03.585						
<b>44</b>	<b>Gary BYRNE</b>					Blade Motorsport					
1-	28.174	91.7	41.077	103.9	1:09.251	5-	26.965	90.9	<b>39.814</b>	104.5	1:06.779
2-	26.810	91.6	40.050	104.7	1:06.860	6-	26.568	<b>92.1</b>	40.970	98.4	1:07.538
3-	26.663	91.9	40.378	101.2	1:07.041	7-	29.520	79.2	46.927	101.7	1:16.447
4-	<b>26.439</b>	91.4	39.828	<b>105.0</b>	<b>1:06.267</b>						
<b>55</b>	<b>Julian TILLOTSON</b>					Guildford Harley-Davidson					
1-	27.242	90.7	39.219	104.4	1:06.461	4-	26.653	91.8	39.660	102.8	1:06.313
2-	26.636	<b>93.5</b>	39.525	<b>106.2</b>	1:06.161	5-	26.458	92.6	<b>39.082</b>	105.7	<b>1:05.540</b>
3-	26.483	91.8	39.167	105.5	1:05.650						
<b>69</b>	<b>Rhys BOYD</b>					Team GFI-Preston H-D					
1-	28.398	88.4	41.381	102.8	1:09.779	4-	27.267	92.1	40.584	103.7	1:07.851
2-	27.544	<b>92.2</b>	40.405	<b>104.0</b>	1:07.949	5-	27.113	<b>92.2</b>	40.116	103.6	1:07.229
3-	27.052	91.4	41.027	102.5	1:08.079	6-	<b>26.930</b>	91.4	<b>39.863</b>	96.8	<b>1:06.793</b>
<b>88</b>	<b>Ed SMITH</b>					Stratstone Racing					
1-	27.527	93.2	41.043	105.0	1:08.570	5-	<b>26.303</b>	94.9	<b>38.689</b>	104.9	<b>1:04.992</b>
2-	26.869	93.7	38.989	105.8	1:05.858	6-	26.793	94.8	39.648	105.0	1:06.441
3-	26.352	94.3	38.692	<b>106.5</b>	1:05.044	7-	26.785	92.7	38.736	104.5	1:05.521
4-	26.364	<b>95.3</b>	38.751	106.2	1:05.115						
<b>99</b>	<b>Jeremy McWILLIAMS</b>					Warr's Racing					
1-	26.748	96.4	39.167	107.5	1:05.915	5-	25.658	96.6	37.664	108.4	1:03.322
2-	26.094	96.3	39.681	107.0	1:05.775	6-	<b>25.409</b>	<b>97.3</b>	40.012	103.9	1:05.421
3-	25.827	96.1	38.647	108.2	1:04.474	7-	25.821	96.6	<b>37.349</b>	<b>109.7</b>	<b>1:03.170</b>
4-	25.556	96.7	37.850	108.9	1:03.406						

Weather / Track : Sunny / Dry

Mallory Park  
Circuit Length = 1.4100 miles  
Start: 10:20 End: 10:29

# MCRCB BULLETIN TK112

## 2010 Harley Davidson XR1200 Trophy

### WARM-UP - SPEED TRAPS

SECTOR 1				SECTOR 2			FINISH LINE			
POS	NO	NAME	MPH	NO	NAME	MPH	NO	NAME	MPH	
1	11	Mike EDWARDS	98.5				29	Darren JAMES	112.2	
2	99	Jeremy McWILLIAMS	97.3				11	Mike EDWARDS	111.1	
3	4	Dijon COMPTON	97.1				31	Torquil PATERSON	110.9	
4	31	Torquil PATERSON	96.8				9	Lea GOURLAY	110.2	
5	29	Darren JAMES	96.6				99	Jeremy McWILLIAMS	109.7	
6	9	Lea GOURLAY	95.9				17	Alex GAULT	109.1	
7	39	Darren FRY	95.6				4	Dijon COMPTON	108.9	
8	88	Ed SMITH	95.3				39	Darren FRY	108.6	
9	3	Rob HOYLES	95.1				8	Rob McNEALY	107.9	
10	17	Alex GAULT	94.1				18	Joe MOORE	107.2	
11	18	Joe MOORE	94.1				2	Adam CHILD	106.9	
12	6	Gordon GRIGOR	93.9				3	Rob HOYLES	106.9	
13	8	Rob McNEALY	93.7				6	Gordon GRIGOR	106.9	
14	2	Adam CHILD	93.5				88	Ed SMITH	106.5	
15	55	Julian TILLOTSON	93.5				55	Julian TILLOTSON	106.2	
16	10	John ROBB	92.7				44	Gary BYRNE	105.0	
17	69	Rhys BOYD	92.2				10	John ROBB	104.2	
18	44	Gary BYRNE	92.1				69	Rhys BOYD	104.0	
19	25	Bernie PRICE	90.1				25	Bernie PRICE	102.3	

Weather / Track : Sunny / Dry

Mallory Park  
Circuit Length = 1.4100 miles  
Start: 10:20 End: 10:29

# MCRCB BULLETIN TK113

## 2010 Harley Davidson XR1200 Trophy

### WARM-UP - BEST SECTOR TIMES

SECTOR 1			SECTOR 2			IDEAL / BEST COMPARISON						
POS	NO	NAME	TIME	NO	NAME	TIME	POS	NO	NAME	IDEAL	BEST	DIFF
1	99	McWILLIAMS	25.409	99	McWILLIAMS	37.349	1	99	McWILLIAMS	1:02.758	1:03.170	0.412
2	11	EDWARDS	25.528	11	EDWARDS	37.482	2	11	EDWARDS	1:03.010	1:03.323	0.313
3	39	FRY	25.574	39	FRY	37.612	3	39	FRY	1:03.186	1:03.186	0.000
4	17	GAULT	25.624	9	GOURLAY	37.633	4	9	GOURLAY	1:03.394	1:03.394	0.000
5	31	PATERSON	25.733	4	COMPTON	37.670	5	31	PATERSON	1:03.435	1:03.435	0.000
6	9	GOURLAY	25.761	31	PATERSON	37.702	6	4	COMPTON	1:03.556	1:03.556	0.000
7	4	COMPTON	25.886	17	GAULT	38.309	7	17	GAULT	1:03.933	1:03.933	0.000
8	29	JAMES	25.955	29	JAMES	38.439	8	29	JAMES	1:04.394	1:04.560	0.166
9	2	CHILD	26.261	88	SMITH	38.689	9	88	SMITH	1:04.992	1:04.992	0.000
10	88	SMITH	26.303	18	MOORE	38.949	10	2	CHILD	1:05.402	1:05.458	0.056
11	55	TILLOTSON	26.350	8	McNEALY	38.979	11	55	TILLOTSON	1:05.432	1:05.540	0.108
12	44	BYRNE	26.439	55	TILLOTSON	39.082	12	8	McNEALY	1:05.500	1:05.657	0.157
13	3	HOYLES	26.469	3	HOYLES	39.106	13	3	HOYLES	1:05.575	1:05.784	0.209
14	8	McNEALY	26.521	2	CHILD	39.141	14	18	MOORE	1:05.714	1:05.714	0.000
15	18	MOORE	26.765	6	GRIGOR	39.507	15	44	BYRNE	1:06.253	1:06.267	0.014
16	69	BOYD	26.930	10	ROBB	39.709	16	6	GRIGOR	1:06.551	1:06.716	0.165
17	10	ROBB	26.978	44	BYRNE	39.814	17	10	ROBB	1:06.687	1:06.852	0.165
18	6	GRIGOR	27.044	69	BOYD	39.863	18	69	BOYD	1:06.793	1:06.793	0.000
19	25	PRICE	27.873	25	PRICE	41.162	19	25	PRICE	1:09.035	1:09.040	0.005
<b>Perfect lap</b>										<b>1:02.758</b>		


Weather / Track : Sunny / Dry

Mallory Park  
Circuit Length = 1.4100 miles  
Start: 10:20 End: 10:29

# MCRCB BULLETIN TK123

## 2010 Harley Davidson XR1200 Trophy

### RACE 5 - FINAL GRID

ROW 5		1:08.727 25 Bernie PRICE	1:06.579 2 Adam CHILD	1:06.473 5 Darren NEAL
ROW 4	1:06.412 8 Rob McNEALY	1:06.082 69 Rhys BOYD	1:05.890 18 Joe MOORE	1:05.661 55 Julian TILLOTSON
ROW 3	1:05.540 6 Gordon GRIGOR	1:05.487 44 Gary BYRNE	1:05.129 3 Rob HOYLES	1:05.097 29 Darren JAMES
ROW 2	1:04.608 4 Dijon COMPTON	1:04.240 88 Ed SMITH	1:03.996 17 Alex GAULT	1:03.816 39 Darren FRY
ROW 1	1:03.417 31 Torquil PATERSON	1:03.290 9 Lea GOURLAY	1:02.973 11 Mike EDWARDS	1:02.634 99 Jeremy McWILLIAMS
<b>Pole</b>				
				

Mallory Park  
Circuit Length = 1.4100 miles

Race Director :	Stewards :	Timekeeper :
-----------------	------------	--------------

# MCRCB BULLETIN TK148

## 2010 Harley Davidson XR1200 Trophy RACE 5 - CLASSIFICATION

POS	NO	CL	NAME	ENTRY	LAPS	TIME	GAP	DIFF	MPH	BEST	ON
1	9		Lea GOURLAY	Harley-Davidson - Stratstone Racing	14	14:47.958			80.03	1:02.459	7
2	99		Jeremy McWILLIAMS	Harley-Davidson - Warr's Racing	14	14:48.031	0.073	0.073	80.02	1:02.451	5
3	11		Mike EDWARDS	Harley-Davidson - RidersMotorcycles.com	14	14:49.604	1.646	1.573	79.88	1:02.868	5
4	31		Torquil PATERSON	Harley-Davidson - Edinburgh H-D	14	14:49.951	1.993	0.347	79.85	1:02.861	9
5	17		Alex GAULT	Harley-Davidson - Stratstone Racing	13	13:55.180	1 lap	1 lap	79.01	1:02.991	5
6	4		Dijon COMPTON	Harley-Davidson - Harley-Davidson Leeds	13	14:03.601	1 lap	8.421	78.22	1:03.410	2
7	29		Darren JAMES	Harley-Davidson - Warr's Racing	13	14:09.478	1 lap	5.877	77.68	1:04.390	10
8	3		Rob HOYLES	Harley-Davidson - Harley-Davidson UK	13	14:14.022	1 lap	4.544	77.26	1:04.692	8
9	88		Ed SMITH	Harley-Davidson - Stratstone Racing	13	14:17.761	1 lap	3.739	76.93	1:05.016	5
10	8		Rob McNEALY	Harley-Davidson - Shaw Racing	13	14:17.970	1 lap	0.209	76.91	1:04.670	4
11	55		Julian TILLOTSON	Harley-Davidson - Guildford Harley-Davidson	13	14:18.805	1 lap	0.835	76.83	1:04.807	9
12	44		Gary BYRNE	Harley-Davidson - Blade Motorsport	13	14:24.040	1 lap	5.235	76.37	1:05.569	9
13	6		Gordon GRIGOR	Harley-Davidson - West Coast H-D	13	14:26.274	1 lap	2.234	76.17	1:05.403	11
14	69		Rhys BOYD	Harley-Davidson - Team GFI-Preston H-D	13	14:33.460	1 lap	7.186	75.54	1:05.575	3
15	2		Adam CHILD	Harley-Davidson - Harley-Davidson UK	13	14:33.809	1 lap	0.349	75.51	1:05.942	6
16	25		Bernie PRICE	Harley-Davidson - Jersey H-D.com Racing	12	14:00.763	2 laps	1 lap	72.44	1:09.090	4
NOT CLASSIFIED											
DNF	39		Darren FRY	Harley-Davidson - Black Bear Racing	13	13:50.971	1 lap		79.41	1:03.104	6
DNF	18		Joe MOORE	Harley-Davidson - St Leger Harley-Davidson	5	5:36.792	9 laps	8 laps	75.35	1:05.399	4
FASTEST LAP											
	99		Jeremy McWILLIAMS	Harley-Davidson - Warr's Racing	5	1:02.451			81.28 mph	130.80 kph	

Weather / Track : Sunny / Dry

These results are provisional until the conclusion of any judicial and technical matters.

Mallory Park

Circuit Length = 1.4100 miles

Start: 14:29 End: 14:45

Race Director :	Stewards :	Timekeeper :
-----------------	------------	--------------

**MCRCB BULLETIN TK149**

**2010 Harley Davidson XR1200 Trophy**

**RACE 5 - LAP CHART**

Lap 1			Lap 2			Lap 3			Lap 4			Lap 5		
No	Behind	Laptime	No	Behind	Laptime	No	Behind	Laptime	No	Behind	Laptime	No	Behind	Laptime
99		1:06.756	99		1:03.644	99		1:03.249	99		1:02.558	99		1:02.451
9	1.009	1:07.765	9	0.357	1:02.992	9	0.288	1:03.180	9	0.352	1:02.622	9	0.603	1:02.702
11	1.439	1:08.195	11	0.905	1:03.110	11	0.603	1:02.947	11	1.156	1:03.111	11	1.573	1:02.868
31	1.829	1:08.585	31	1.095	1:02.910	31	0.983	1:03.137	31	1.380	1:02.955	31	2.358	1:03.429
4	2.030	1:08.786	4	1.796	1:03.410	39	3.244	1:04.267	39	3.887	1:03.201	39	4.644	1:03.208
39	2.585	1:09.341	39	2.226	1:03.285	4	3.375	1:04.828	17	5.021	1:03.890	17	5.561	1:02.991
17	2.626	1:09.382	17	2.590	1:03.608	17	3.689	1:04.348	4	5.120	1:04.303	4	6.765	1:04.096
29	3.997	1:10.753	29	4.804	1:04.451	29	6.356	1:04.801	29	8.447	1:04.649	29	11.027	1:05.031
44	5.162	1:11.918	88	7.075	1:05.471	88	8.873	1:05.047	88	11.760	1:05.445	88	14.325	1:05.016
88	5.248	1:12.004	44	7.622	1:06.104	3	9.325	1:04.888	3	12.001	1:05.234	3	14.879	1:05.329
3	5.508	1:12.264	3	7.686	1:05.822	8	10.218	1:05.645	8	12.330	1:04.670	8	15.446	1:05.567
8	5.582	1:12.338	8	7.822	1:05.884	44	10.254	1:05.881	55	13.557	1:05.570	55	16.067	1:04.961
18	6.179	1:12.935	55	8.765	1:05.946	55	10.545	1:05.029	44	14.061	1:06.365	44	17.521	1:05.911
55	6.463	1:13.219	18	9.095	1:06.560	18	11.687	1:05.841	18	14.528	1:05.399	18	18.134	1:06.057
6	7.226	1:13.982	6	10.456	1:06.874	6	13.478	1:06.271	6	16.801	1:05.881	6	20.407	1:06.057
2	7.734	1:14.490	2	11.205	1:07.115	2	14.374	1:06.418	69	18.596	1:06.209	69	22.040	1:05.895
25	8.943	1:15.699	69	12.619	1:07.162	69	14.945	1:05.575	2	19.148	1:07.332	2	22.830	1:06.133
69	9.101	1:15.857	25	14.393	1:09.094	25	20.438	1:09.294	25	26.970	1:09.090	25	34.039	1:09.520

Weather / Track : Sunny / Dry

Mallory Park  
 Circuit Length = 1.4100 miles  
 Start: 14:29 End: 14:45

**MCRCB BULLETIN TK149**

**2010 Harley Davidson XR1200 Trophy  
RACE 5 - LAP CHART**

Lap 6			Lap 7			Lap 8			Lap 9			Lap 10		
No	Behind	Laptime	No	Behind	Laptime	No	Behind	Laptime	No	Behind	Laptime	No	Behind	Laptime
99		1:02.692	99		1:02.867	99		1:03.431	99		1:03.439	99		1:02.960
9	0.655	1:02.744	9	0.247	1:02.459	9	0.276	1:03.460	9	0.121	1:03.284	9	0.067	1:02.906
11	2.214	1:03.333	31	2.814	1:03.035	31	2.478	1:03.095	31	1.900	1:02.861	31	2.286	1:03.346
31	2.646	1:02.980	11	2.819	1:03.472	11	2.853	1:03.465	11	2.503	1:03.089	11	2.610	1:03.067
39	5.056	1:03.104	39	5.604	1:03.415	39	5.850	1:03.677	39	6.058	1:03.647	39	6.297	1:03.199
17	6.304	1:03.435	17	7.312	1:03.875	17	7.261	1:03.380	17	7.493	1:03.671	17	8.321	1:03.788
4	8.702	1:04.629	4	9.834	1:03.999	4	11.051	1:04.648	4	12.473	1:04.861	4	14.161	1:04.648
29	13.721	1:05.386	29	16.130	1:05.276	29	18.279	1:05.580	29	19.841	1:05.001	29	21.271	1:04.390
88	17.007	1:05.374	88	19.687	1:05.547	3	21.054	1:04.692	3	22.492	1:04.877	3	24.394	1:04.862
3	17.267	1:05.080	3	19.793	1:05.393	88	21.970	1:05.714	8	23.921	1:05.338	8	26.235	1:05.274
8	17.605	1:04.851	8	20.114	1:05.376	8	22.022	1:05.339	55	24.172	1:04.807	55	26.679	1:05.467
55	18.755	1:05.380	55	21.195	1:05.307	55	22.804	1:05.040	88	24.501	1:05.970	88	26.857	1:05.316
44	21.343	1:06.514	44	24.195	1:05.719	44	26.461	1:05.697	44	28.591	1:05.569	44	31.491	1:05.860
6	24.169	1:06.454	6	27.206	1:05.904	6	29.761	1:05.986	6	32.711	1:06.389	6	35.610	1:05.859
69	25.483	1:06.135	69	29.276	1:06.660	69	32.803	1:06.958	69	35.887	1:06.523	69	40.073	1:07.146
2	26.080	1:05.942	2	29.442	1:06.229	2	32.884	1:06.873	2	36.358	1:06.913	2	40.263	1:06.865
25	40.533	1:09.186	25	47.169	1:09.503	25	53.072	1:09.334	25	59.237	1:09.604			

Weather / Track : Sunny / Dry

Mallory Park  
Circuit Length = 1.4100 miles  
Start: 14:29 End: 14:45

# MCRCB BULLETIN TK149

## 2010 Harley Davidson XR1200 Trophy RACE 5 - LAP CHART

Lap 11			Lap 12			Lap 13			Lap 14		
No	Behind	Laptime	No	Behind	Laptime	No	Behind	Laptime	No	Behind	Laptime
99		1:03.419	9		1:04.133	9		1:03.034	9		1:03.266
9	0.059	1:03.411	99	0.058	1:04.250	99	0.328	1:03.304	99	0.073	1:03.011
11	2.326	1:03.135	11	1.245	1:03.111	11	1.270	1:03.059	11	1.646	1:03.642
31	2.471	1:03.604	31	1.737	1:03.458	31	1.781	1:03.078	31	1.993	1:03.478
25	1 LAP	1:11.114	39	5.759	1:03.694	39	6.279	1:03.554			
39	6.257	1:03.379	17	9.430	1:04.748	17	10.488	1:04.092			
17	8.874	1:03.972	25	1 LAP	1:10.081	25	1 LAP	1:09.244			
4	15.795	1:05.053	4	16.656	1:05.053	4	18.909	1:05.287			
29	22.613	1:04.761	29	23.023	1:04.602	29	24.786	1:04.797			
3	26.041	1:05.066	3	26.890	1:05.041	3	29.330	1:05.474			
8	28.440	1:05.624	8	29.971	1:05.723	88	33.069	1:06.029			
55	28.887	1:05.627	88	30.074	1:05.272	8	33.278	1:06.341			
88	28.994	1:05.556	55	31.505	1:06.810	55	34.113	1:05.642			
44	34.678	1:06.606	44	36.496	1:06.010	44	39.348	1:05.886			
6	37.594	1:05.403	6	38.810	1:05.408	6	41.582	1:05.806			
69	43.145	1:06.491	69	45.546	1:06.593	69	48.768	1:06.256			
2	43.762	1:06.918	2	45.821	1:06.251	2	49.117	1:06.330			

Weather / Track : Sunny / Dry

Mallory Park  
Circuit Length = 1.4100 miles  
Start: 14:29 End: 14:45

# MCRCB BULLETIN TK150

## 2010 Harley Davidson XR1200 Trophy

### RACE 5 - POSITION CHART

No	Name	Laps Pos	Laps														
			1	2	3	4	5	6	7	8	9	10	11	12	13	14	
99	Jeremy McWILLIAMS	1	99	99	99	99	99	99	99	99	99	99	99	99	99	99	99
9	Lea GOURLAY	2	9	9	9	9	9	9	9	9	9	9	9	9	99	99	99
11	Mike EDWARDS	3	11	11	11	11	11	11	31	31	31	31	11	11	11	11	
31	Torquil PATERSON	4	31	31	31	31	31	31	11	11	11	11	31	31	31	31	
4	Dijon COMPTON	5	4	4	39	39	39	39	39	39	39	39	39	39	39	39	
39	Darren FRY	6	39	39	4	17	17	17	17	17	17	17	17	17	17	17	
17	Alex GAULT	7	17	17	17	4	4	4	4	4	4	4	4	4	4	4	
29	Darren JAMES	8	29	29	29	29	29	29	29	29	29	29	29	29	29	29	
44	Gary BYRNE	9	44	88	88	88	88	88	88	3	3	3	3	3	3	3	
88	Ed SMITH	10	88	44	3	3	3	3	3	88	8	8	8	8	88	88	
3	Rob HOYLES	11	3	3	8	8	8	8	8	8	8	55	55	55	88	8	
8	Rob McNEALY	12	8	8	44	55	55	55	55	55	88	88	88	55	55	55	
18	Joe MOORE	13	18	55	55	44	44	44	44	44	44	44	44	44	44	44	
55	Julian TILLOTSON	14	55	18	18	18	18	18	6	6	6	6	6	6	6	6	
6	Gordon GRIGOR	15	6	6	6	6	6	6	69	69	69	69	69	69	69	69	
2	Adam CHILD	16	2	2	2	69	69	2	2	2	2	2	2	2	2	2	
25	Bernie PRICE	17	25	69	69	2	2	25	25	25	25	25	25	25	25	25	
69	Rhys BOYD	18	69	25	25	25	25										

Weather / Track : Sunny / Dry

Mallory Park  
 Circuit Length = 1.4100 miles  
 Start: 14:29 End: 14:45

# MCRCB BULLETIN TK151

## 2010 Harley Davidson XR1200 Trophy

### RACE 5 - SECTOR ANALYSIS

<b>2</b>	<b>Adam CHILD</b> Harley-Davidson UK									
1-	90.6	40.680	103.1	1:14.490	8-	27.038	90.7	39.835	<b>103.7</b>	1:06.873
2-	26.781 92.2	40.334	101.1	1:07.115	9-	27.233	90.4	39.680	101.4	1:06.913
3-	26.748 92.1	39.670	102.3	1:06.418	10-	26.973	90.4	39.892	99.0	1:06.865
4-	26.981 90.0	40.351	102.9	1:07.332	11-	26.929	90.1	39.989	99.1	1:06.918
5-	26.621 92.4	39.512	103.4	1:06.133	12-	26.692	90.8	39.559	101.5	1:06.251
6-	<b>26.592</b> 91.9	<b>39.350</b>	102.5	<b>1:05.942</b>	13-	26.681	91.8	39.649	103.2	1:06.330
7-	26.817 91.2	39.412	101.2	1:06.229						
<b>3</b>	<b>Rob HOYLES</b> Harley-Davidson UK									
1-	94.7	39.942	<b>106.2</b>	1:12.264	8-	26.243	93.1	<b>38.449</b>	104.7	<b>1:04.692</b>
2-	26.482 94.1	39.340	106.0	1:05.822	9-	26.218	92.3	38.659	105.2	1:04.877
3-	<b>26.181</b> 93.7	38.707	105.7	1:04.888	10-	26.316	94.7	38.546	102.0	1:04.862
4-	26.329 <b>96.0</b>	38.905	105.7	1:05.234	11-	26.374	93.5	38.692	103.4	1:05.066
5-	26.584 93.7	38.745	103.6	1:05.329	12-	26.242	93.3	38.799	100.5	1:05.041
6-	26.274 93.6	38.806	103.7	1:05.080	13-	26.445	93.2	39.029	101.8	1:05.474
7-	26.644 93.7	38.749	104.5	1:05.393						
<b>4</b>	<b>Dijon COMPTON</b> Harley-Davidson Leeds									
1-	95.3	38.044	<b>108.2</b>	1:08.786	8-	26.110	94.7	38.538	105.2	1:04.648
2-	<b>25.660</b> <b>97.3</b>	<b>37.750</b>	106.9	<b>1:03.410</b>	9-	26.430	95.2	38.431	104.5	1:04.861
3-	25.922 95.9	38.906	104.2	1:04.828	10-	26.300	93.9	38.348	102.5	1:04.648
4-	25.929 95.3	38.374	105.5	1:04.303	11-	26.407	94.4	38.646	104.0	1:05.053
5-	25.949 95.6	38.147	104.5	1:04.096	12-	26.286	95.7	38.767	102.8	1:05.053
6-	25.951 94.4	38.678	104.0	1:04.629	13-	26.436	95.2	38.851	103.2	1:05.287
7-	26.031 95.9	37.968	105.7	1:03.999						
<b>6</b>	<b>Gordon GRIGOR</b> West Coast H-D									
1-	<b>95.7</b>	40.728	<b>106.5</b>	1:13.982	8-	26.482	94.4	39.504	104.0	1:05.986
2-	26.823 93.6	40.051	106.2	1:06.874	9-	26.964	94.3	39.425	105.7	1:06.389
3-	26.582 93.5	39.689	106.0	1:06.271	10-	26.494	94.4	39.365	104.9	1:05.859
4-	26.587 93.7	39.294	<b>106.5</b>	1:05.881	11-	26.426	94.5	38.977	105.5	<b>1:05.403</b>
5-	26.695 93.6	39.362	105.8	1:06.057	12-	<b>26.327</b>	94.5	39.081	105.0	1:05.408
6-	26.987 93.7	39.467	105.2	1:06.454	13-	26.657	93.9	39.149	104.9	1:05.806
7-	26.933 94.5	<b>38.971</b>	105.0	1:05.904						
<b>8</b>	<b>Rob McNEALY</b> Shaw Racing									
1-	95.1	39.666	106.7	1:12.338	8-	26.648	94.5	38.691	<b>107.4</b>	1:05.339
2-	26.647 94.8	39.237	106.0	1:05.884	9-	26.307	94.4	39.031	104.9	1:05.338
3-	26.689 94.9	38.956	103.4	1:05.645	10-	26.420	95.1	38.854	103.7	1:05.274
4-	<b>26.127</b> 95.2	<b>38.543</b>	<b>107.4</b>	<b>1:04.670</b>	11-	26.515	93.6	39.109	102.6	1:05.624
5-	26.557 94.8	39.010	101.1	1:05.567	12-	26.638	93.5	39.085	102.6	1:05.723
6-	26.197 <b>95.3</b>	38.654	106.3	1:04.851	13-	27.357	94.4	38.984	104.4	1:06.341
7-	26.674 93.3	38.702	104.9	1:05.376						
<b>9</b>	<b>Lea GOURLAY</b> Stratstone Racing									
1-	96.4	37.989	106.3	1:07.765	8-	25.628	97.1	37.832	107.5	1:03.460
2-	25.429 96.6	37.563	107.5	1:02.992	9-	25.852	96.6	37.432	<b>109.5</b>	1:03.284
3-	25.551 96.7	37.629	107.7	1:03.180	10-	25.621	97.1	37.285	108.4	1:02.906
4-	25.257 97.3	37.365	108.4	1:02.622	11-	25.654	96.8	37.757	108.2	1:03.411
5-	25.304 97.5	37.398	107.9	1:02.702	12-	25.623	97.8	38.510	104.9	1:04.133
6-	25.326 96.8	37.418	106.7	1:02.744	13-	25.581	<b>98.0</b>	37.453	105.7	1:03.034
7-	<b>25.213</b> 97.3	<b>37.246</b>	107.7	<b>1:02.459</b>	14-	25.640	97.3	37.626	105.2	1:03.266
<b>11</b>	<b>Mike EDWARDS</b> RidersMotorcycles.com									
1-	97.1	38.276	107.9	1:08.195	8-	25.886	95.7	37.579	108.1	1:03.465
2-	25.491 96.0	37.619	107.5	1:03.110	9-	25.469	96.7	37.620	107.7	1:03.089
3-	25.389 96.7	37.558	<b>108.2</b>	1:02.947	10-	25.365	96.3	37.702	106.5	1:03.067
4-	25.473 95.5	37.638	107.4	1:03.111	11-	<b>25.446</b>	<b>97.8</b>	37.689	106.7	1:03.135
5-	25.386 95.5	<b>37.482</b>	107.5	<b>1:02.868</b>	12-	<b>25.360</b>	96.8	37.751	106.9	1:03.111
6-	25.545 95.7	37.788	106.3	1:03.333	13-	25.441	96.8	37.618	106.2	1:03.059
7-	25.492 95.9	37.980	104.5	1:03.472	14-	25.814	97.4	37.828	105.2	1:03.642

Weather / Track : Sunny / Dry

Mallory Park  
Circuit Length = 1.4100 miles  
Start: 14:29 End: 14:45

# MCRCB BULLETIN TK151

## 2010 Harley Davidson XR1200 Trophy

### RACE 5 - SECTOR ANALYSIS

<b>17</b>	<b>Alex GAULT</b>		Stratstone Racing								
1-		96.3	38.446	<b>109.1</b>	1:09.382	8-	25.515	94.1	37.865	105.2	1:03.380
2-	25.847	95.9	37.761	108.8	1:03.608	9-	25.791	94.4	37.880	106.2	1:03.671
3-	25.558	<b>96.7</b>	38.790	105.5	1:04.348	10-	25.711	95.5	38.077	104.0	1:03.788
4-	25.723	91.6	38.167	106.9	1:03.890	11-	26.095	95.3	37.877	105.7	1:03.972
5-	<b>25.478</b>	94.5	<b>37.513</b>	107.7	<b>1:02.991</b>	12-	25.935	94.4	38.813	104.0	1:04.748
6-	25.571	94.1	37.864	104.0	1:03.435	13-	25.884	94.9	38.208	104.4	1:04.092
7-	25.782	94.9	38.093	106.0	1:03.875						
<b>18</b>	<b>Joe MOORE</b>		St Leger Harley-Davidson								
1-		<b>94.3</b>	39.834	104.7	1:12.935	4-	26.529	93.6	<b>38.870</b>	<b>105.3</b>	<b>1:05.399</b>
2-	26.971	93.1	39.589	105.2	1:06.560	5-	<b>26.418</b>	<b>94.3</b>	39.639	102.3	1:06.057
3-	26.670	94.0	39.171	104.5	1:05.841						
<b>25</b>	<b>Bernie PRICE</b>		Jersey H-D.com Racing								
1-		<b>91.2</b>	41.291	<b>103.7</b>	1:15.699	7-	28.287	90.6	41.216	100.0	1:09.503
2-	<b>27.834</b>	89.5	41.260	102.0	1:09.094	8-	28.056	89.7	41.278	99.6	1:09.334
3-	27.949	88.7	41.345	100.0	1:09.294	9-	28.147	90.6	41.457	97.8	1:09.604
4-	28.025	90.7	<b>41.065</b>	102.1	<b>1:09.090</b>	10-	28.342	88.2	42.772	102.1	1:11.114
5-	28.358	90.3	41.162	101.1	1:09.520	11-	28.096	87.2	41.985	98.0	1:10.081
6-	28.026	90.6	41.160	100.3	1:09.186	12-	28.112	90.0	41.132	99.1	1:09.244
<b>29</b>	<b>Darren JAMES</b>		Warr's Racing								
1-		94.9	38.874	<b>108.8</b>	1:10.753	8-	26.279	95.6	39.301	105.8	1:05.580
2-	<b>25.797</b>	<b>97.5</b>	38.654	108.4	1:04.451	9-	26.264	95.3	38.737	107.0	1:05.001
3-	25.929	96.1	38.872	107.7	1:04.801	10-	26.150	95.1	<b>38.240</b>	106.3	<b>1:04.390</b>
4-	26.139	95.7	38.510	108.6	1:04.649	11-	26.066	96.1	38.695	106.9	1:04.761
5-	26.062	96.0	38.969	106.5	1:05.031	12-	25.928	95.1	38.674	105.5	1:04.602
6-	26.510	96.8	38.876	106.7	1:05.386	13-	26.056	96.3	38.741	105.8	1:04.797
7-	26.543	95.3	38.733	106.9	1:05.276						
<b>31</b>	<b>Torquil PATERSON</b>		Edinburgh H-D								
1-		95.6	38.216	108.9	1:08.585	8-	25.555	96.0	37.540	108.1	1:03.095
2-	25.421	95.7	37.489	109.7	1:02.910	9-	25.397	97.5	37.464	108.4	<b>1:02.861</b>
3-	25.539	97.3	37.598	108.8	1:03.137	10-	25.489	96.3	37.857	106.3	1:03.346
4-	25.569	96.1	<b>37.386</b>	<b>110.9</b>	1:02.955	11-	25.714	95.9	37.890	109.8	1:03.604
5-	25.647	95.1	37.782	108.8	1:03.429	12-	25.621	96.3	37.837	109.1	1:03.458
6-	25.503	96.8	37.477	110.2	1:02.980	13-	25.514	<b>97.7</b>	37.564	109.3	1:03.078
7-	<b>25.392</b>	96.7	37.643	107.5	1:03.035	14-	25.663	96.1	37.815	109.1	1:03.478
<b>39</b>	<b>Darren FRY</b>		Black Bear Racing								
1-		<b>97.7</b>	38.258	<b>107.9</b>	1:09.341	8-	25.615	94.1	38.062	103.9	1:03.677
2-	25.435	97.1	37.850	107.2	1:03.285	9-	25.601	94.4	38.046	104.4	1:03.647
3-	25.532	97.1	38.735	105.0	1:04.267	10-	25.350	96.1	37.849	103.7	1:03.199
4-	<b>25.299</b>	96.3	37.902	105.8	1:03.201	11-	25.481	95.2	37.898	104.7	1:03.379
5-	25.443	94.7	37.765	104.9	1:03.208	12-	25.731	93.2	37.963	103.9	1:03.694
6-	25.478	95.6	<b>37.626</b>	105.3	<b>1:03.104</b>	13-	25.460	96.0	38.094	103.9	1:03.554
7-	25.385	95.7	38.030	105.5	1:03.415						
<b>44</b>	<b>Gary BYRNE</b>		Blade Motorsport								
1-		92.3	40.092	103.4	1:11.918	8-	26.346	92.4	39.351	102.3	1:05.697
2-	26.326	91.9	39.778	103.9	1:06.104	9-	<b>26.126</b>	91.7	39.443	102.0	<b>1:05.569</b>
3-	26.715	<b>93.2</b>	<b>39.166</b>	102.9	1:05.881	10-	26.467	91.1	39.393	101.1	1:05.860
4-	26.535	91.8	39.830	<b>104.4</b>	1:06.365	11-	26.542	91.2	40.064	101.4	1:06.606
5-	26.243	92.7	39.668	102.8	1:05.911	12-	26.304	92.6	39.706	101.2	1:06.010
6-	26.602	91.1	39.912	101.8	1:06.514	13-	26.345	92.7	39.541	101.2	1:05.886
7-	26.330	91.3	39.389	102.5	1:05.719						
<b>55</b>	<b>Julian TILLOTSON</b>		Guildford Harley-Davidson								
1-		92.2	39.687	<b>105.5</b>	1:13.219	8-	26.204	91.7	38.836	102.6	1:05.040
2-	26.841	92.4	39.105	103.6	1:05.946	9-	26.047	93.9	38.760	104.9	<b>1:04.807</b>
3-	<b>26.028</b>	94.3	39.001	104.5	1:05.029	10-	26.527	92.4	38.940	103.2	1:05.467

Weather / Track : Sunny / Dry

Mallory Park  
Circuit Length = 1.4100 miles  
Start: 14:29 End: 14:45

# MCRCB BULLETIN TK151

## 2010 Harley Davidson XR1200 Trophy

### RACE 5 - SECTOR ANALYSIS

4-	26.418	92.2	39.152	102.6	1:05.570	11-	26.508	90.1	39.119	103.2	1:05.627
5-	26.301	91.7	<b>38.660</b>	102.6	1:04.961	12-	27.096	92.7	39.714	100.2	1:06.810
6-	26.138	92.3	39.242	103.2	1:05.380	13-	26.378	93.6	39.264	101.7	1:05.642
7-	26.261	91.2	39.046	102.3	1:05.307						
<b>69</b>	<b>Rhys BOYD</b>					<b>Team GFI-Preston H-D</b>					
1-		93.3	41.341	104.5	1:15.857	8-	26.862	92.4	40.096	102.0	1:06.958
2-	27.644	<b>95.1</b>	39.518	104.0	1:07.162	9-	26.756	93.7	39.767	101.8	1:06.523
3-	<b>26.386</b>	93.1	<b>39.189</b>	<b>105.0</b>	<b>1:05.575</b>	10-	26.833	92.6	40.313	100.9	1:07.146
4-	26.742	93.5	39.467	104.4	1:06.209	11-	26.544	93.6	39.947	101.1	1:06.491
5-	26.527	93.3	39.368	102.6	1:05.895	12-	26.850	93.1	39.743	101.2	1:06.593
6-	26.657	93.9	39.478	102.5	1:06.135	13-	26.694	93.7	39.562	102.1	1:06.256
7-	26.898	92.6	39.762	102.0	1:06.660						
<b>88</b>	<b>Ed SMITH</b>					<b>Stratstone Racing</b>					
1-		93.3	39.884	104.0	1:12.004	8-	26.748	92.7	38.966	102.0	1:05.714
2-	26.292	<b>95.7</b>	39.179	103.6	1:05.471	9-	26.591	93.3	39.379	105.7	1:05.970
3-	<b>26.095</b>	94.3	38.952	102.1	1:05.047	10-	26.577	94.7	38.739	<b>106.7</b>	1:05.316
4-	26.602	93.7	38.843	102.3	1:05.445	11-	26.643	93.3	38.913	106.2	1:05.556
5-	26.455	94.3	<b>38.561</b>	102.8	<b>1:05.016</b>	12-	26.376	93.6	38.896	106.2	1:05.272
6-	26.385	92.9	38.989	103.1	1:05.374	13-	26.876	94.0	39.153	102.5	1:06.029
7-	26.638	91.4	38.909	102.3	1:05.547						
<b>99</b>	<b>Jeremy McWILLIAMS</b>					<b>Warr's Racing</b>					
1-		98.0	37.402	107.9	1:06.756	8-	25.687	96.7	37.744	106.3	1:03.431
2-	25.389	97.4	38.255	107.0	1:03.644	9-	25.676	97.1	37.763	107.9	1:03.439
3-	25.655	96.4	37.594	108.1	1:03.249	10-	25.511	97.8	37.449	107.9	1:02.960
4-	<b>25.202</b>	98.1	37.356	108.2	1:02.558	11-	25.424	97.0	37.995	107.9	1:03.419
5-	25.282	97.5	<b>37.169</b>	108.9	<b>1:02.451</b>	12-	25.416	98.4	38.834	106.2	1:04.250
6-	25.231	97.7	37.461	108.1	1:02.692	13-	25.800	<b>99.1</b>	37.504	<b>109.7</b>	1:03.304
7-	25.418	97.4	37.449	108.4	1:02.867	14-	25.483	<b>99.1</b>	37.528	108.2	1:03.011

Weather / Track : Sunny / Dry

Mallory Park  
Circuit Length = 1.4100 miles  
Start: 14:29 End: 14:45

# MCRCB BULLETIN TK152

## 2010 Harley Davidson XR1200 Trophy

### RACE 5 - SPEED TRAPS

SECTOR 1				SECTOR 2			FINISH LINE		
POS	NO	NAME	MPH	NO	NAME	MPH	NO	NAME	MPH
1	99	Jeremy McWILLIAMS	99.1				31	Torquil PATERSON	110.9
2	9	Lea GOURLAY	98.0				99	Jeremy McWILLIAMS	109.7
3	11	Mike EDWARDS	97.8				9	Lea GOURLAY	109.5
4	31	Torquil PATERSON	97.7				17	Alex GAULT	109.1
5	39	Darren FRY	97.7				29	Darren JAMES	108.8
6	29	Darren JAMES	97.5				4	Dijon COMPTON	108.2
7	4	Dijon COMPTON	97.3				11	Mike EDWARDS	108.2
8	17	Alex GAULT	96.7				39	Darren FRY	107.9
9	3	Rob HOYLES	96.0				8	Rob McNEALY	107.4
10	6	Gordon GRIGOR	95.7				88	Ed SMITH	106.7
11	88	Ed SMITH	95.7				6	Gordon GRIGOR	106.5
12	8	Rob McNEALY	95.3				3	Rob HOYLES	106.2
13	69	Rhys BOYD	95.1				55	Julian TILLOTSON	105.5
14	55	Julian TILLOTSON	94.4				18	Joe MOORE	105.3
15	18	Joe MOORE	94.3				69	Rhys BOYD	105.0
16	2	Adam CHILD	93.5				44	Gary BYRNE	104.4
17	44	Gary BYRNE	93.2				2	Adam CHILD	103.7
18	25	Bernie PRICE	91.2				25	Bernie PRICE	103.7

Weather / Track : Sunny / Dry

Mallory Park  
Circuit Length = 1.4100 miles  
Start: 14:29 End: 14:45

# MCRCB BULLETIN TK153

## 2010 Harley Davidson XR1200 Trophy

### RACE 5 - BEST SECTOR TIMES

SECTOR 1			SECTOR 2			IDEAL / BEST COMPARISON						
POS	NO	NAME	TIME	NO	NAME	TIME	POS	NO	NAME	IDEAL	BEST	DIFF
1	99	McWILLIAMS	25.202	99	McWILLIAMS	37.169	1	99	McWILLIAMS	1:02.371	1:02.451	0.080
2	9	GOURLAY	25.213	9	GOURLAY	37.246	2	9	GOURLAY	1:02.459	1:02.459	0.000
3	39	FRY	25.299	31	PATERSON	37.386	3	31	PATERSON	1:02.778	1:02.861	0.083
4	11	EDWARDS	25.360	11	EDWARDS	37.482	4	11	EDWARDS	1:02.842	1:02.868	0.026
5	31	PATERSON	25.392	17	GAULT	37.513	5	39	FRY	1:02.925	1:03.104	0.179
6	17	GAULT	25.478	39	FRY	37.626	6	17	GAULT	1:02.991	1:02.991	0.000
7	4	COMPTON	25.660	4	COMPTON	37.750	7	4	COMPTON	1:03.410	1:03.410	0.000
8	29	JAMES	25.797	29	JAMES	38.240	8	29	JAMES	1:04.037	1:04.390	0.353
9	55	TILLOTSON	26.028	3	HOYLES	38.449	9	3	HOYLES	1:04.630	1:04.692	0.062
10	88	SMITH	26.095	8	McNEALY	38.543	10	88	SMITH	1:04.656	1:05.016	0.360
11	44	BYRNE	26.126	88	SMITH	38.561	11	8	McNEALY	1:04.670	1:04.670	0.000
12	8	McNEALY	26.127	55	TILLOTSON	38.660	12	55	TILLOTSON	1:04.688	1:04.807	0.119
13	3	HOYLES	26.181	18	MOORE	38.870	13	18	MOORE	1:05.288	1:05.399	0.111
14	6	GRIGOR	26.327	6	GRIGOR	38.971	14	44	BYRNE	1:05.292	1:05.569	0.277
15	69	BOYD	26.386	44	BYRNE	39.166	15	6	GRIGOR	1:05.298	1:05.403	0.105
16	18	MOORE	26.418	69	BOYD	39.189	16	69	BOYD	1:05.575	1:05.575	0.000
17	2	CHILD	26.592	2	CHILD	39.350	17	2	CHILD	1:05.942	1:05.942	0.000
18	25	PRICE	27.834	25	PRICE	41.065	18	25	PRICE	1:08.899	1:09.090	0.191

Perfect lap	1:02.371
-------------	----------

Weather / Track : Sunny / Dry

Mallory Park  
 Circuit Length = 1.4100 miles  
 Start: 14:29 End: 14:45

