



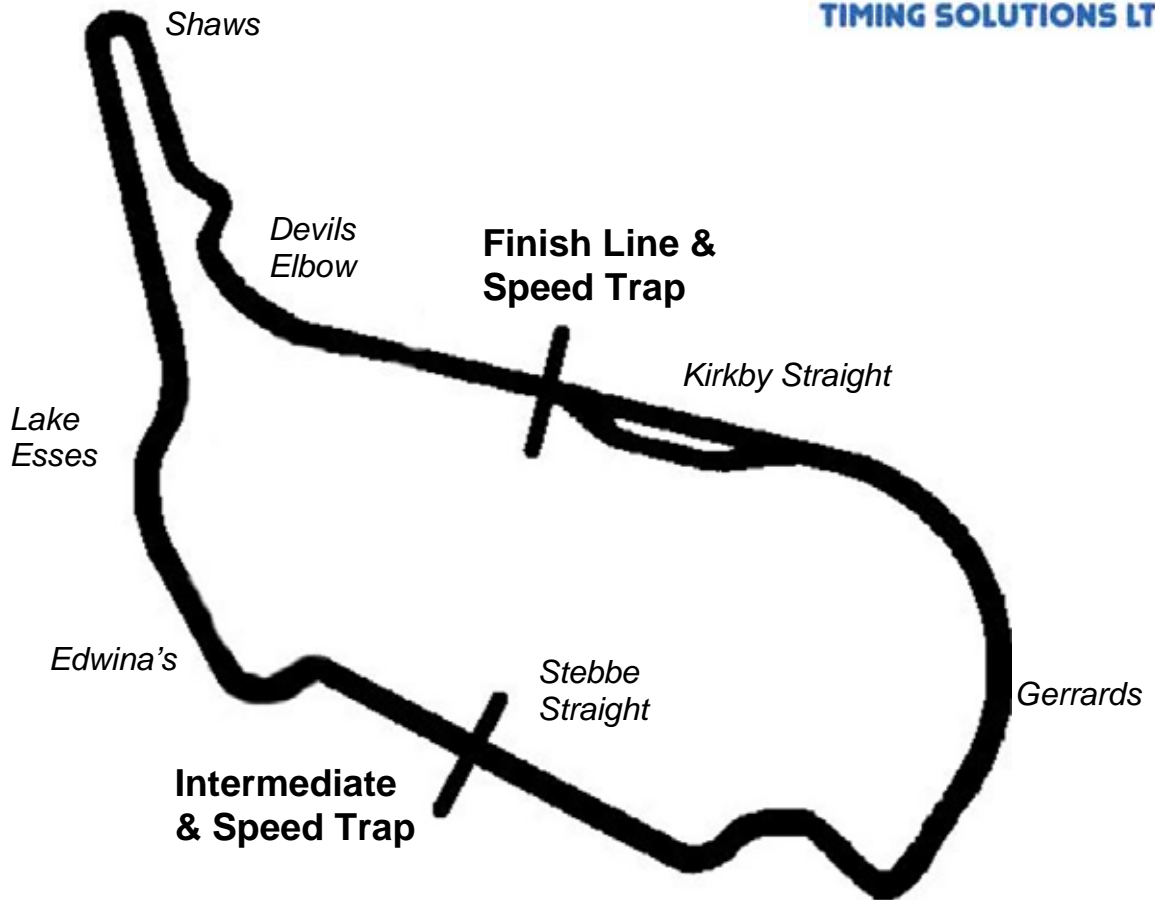
TRIUMPH TRIPLE CHALLENGE

Mallory Park

25th - 27th June 2010

Results Provided by Timing Solutions Ltd
www.tsl-timing.com

MALLORY PARK



Circuit Length: 1.4100 miles / 2269.2 metres
 Intermediate: 906 metres

Lap Records		Best Sector Information			
		Sector 1	Trap (mph)	Sector 2	F/L Trap (mph)
Superbikes	55.845	22.364	127.3	32.906	147.5
Supersport	57.409	22.670	119.2	33.546	134.2
125GP	59.886	23.897	102.1	35.723	114.5

MCRCB BULLETIN TK025

2010 Triumph Triple Challenge

FREE PRACTICE - CLASSIFICATION

POS	NO	CL	NAME	ENTRY	TIME	ON	LAPS	GAP	DIFF	MPH
1	66	M	Freddy PETT	Triumph - Hughenden M40	1:01.088	16	21			83.09
2	9	M	Philip ATKINSON	Triumph -	1:01.306	7	17	0.218	0.218	82.79
3	7	M	James DYE	Triumph - Halo Leathers	1:02.009	7	17	0.921	0.703	81.85
4	23	M	Michael RUSSELL	Triumph - PLC Site Services	1:02.096	8	15	1.008	0.087	81.74
5	6	M	Thomas HAYWARD	Triumph - Daniel Watson Racing	1:02.701	18	21	1.613	0.605	80.95
6	22	T	Duncan KNOX	Triumph - Level Peaks	1:02.821	15	20	1.733	0.120	80.80
7	13	M	Chris NORTHOVER	Triumph - Destination Triumph/HEL	1:03.168	14	15	2.080	0.347	80.35
8	96	M	Toby MARKHAM	Triumph -	1:03.304	17	17	2.216	0.136	80.18
9	89	M	Emmet O'GRADY	Triumph -	1:03.343	4	13	2.255	0.039	80.13
10	51	T	Jamie POOLE	Triumph - BSD Racing	1:03.406	16	17	2.318	0.063	80.05
11	78	M	Ben MILLER	Triumph - Jack Lilley Triumph	1:03.502	7	15	2.414	0.096	79.93
12	81	T	Richard STEADMAN	Triumph -	1:03.986	19	22	2.898	0.484	79.33
13	3	T	Adam KEMP	Triumph - Halo Leathers	1:04.148	11	22	3.060	0.162	79.13
14	88	M	Taryn SKINNER	Triumph -	1:04.201	10	17	3.113	0.053	79.06
15	34	M	Stephanie WADDELOW	Triumph - SS Racing/Team Max	1:04.210	9	17	3.122	0.009	79.05
16	64	T	William SAWYER	Triumph -	1:04.225	20	21	3.137	0.015	79.03
17	80	M	Adam BOYLE	Triumph - CNG & Bratus Enterprises Ltd	1:04.267	13	19	3.179	0.042	78.98
18	31	M	Jonathan WOODWARD	Triumph - Blackburn Construction Services	1:04.327	21	22	3.239	0.060	78.91
19	18	M	Lee VERNON	Triumph - ARJO Racing	1:04.353	17	18	3.265	0.026	78.87
20	4	T	Chad HASHMI	Triumph - Mission Integrated Systems	1:04.355	19	22	3.267	0.002	78.87
21	37	M	Dean STIMPSON	Triumph - HS Racing	1:05.105	15	18	4.017	0.750	77.96
22	8	M	Ben HARDY	Triumph - Clan Ceramics/RAF	1:05.158	20	20	4.070	0.053	77.90
23	12	M	Ashley JONES	Triumph -	1:07.330	20	20	6.242	2.172	75.39
24	47	M	Marcus COURT	Triumph - Dad	1:08.959	6	8	7.871	1.629	73.60
25	99	T	Tony HOMER	Triumph -	1:11.297	12	16	10.209	2.338	71.19

Weather / Track : Sunny / Dry

Mallory Park
Circuit Length = 1.4100 miles
Start: 16:10 End: 16:36

MCRCB BULLETIN TK026

2010 Triumph Triple Challenge

FREE PRACTICE - SECTOR ANALYSIS

3	Adam KEMP				T	Halo Leathers					
1-	27.432	95.2	46.382	79.4	1:13.814	12-	26.048	105.7	40.428	119.0	1:06.476
2-	32.709	79.5	40.117	115.3	1:12.826	13-	25.850	106.4	38.394	120.7	1:04.244
3-	26.958	108.6	40.158	119.8	1:07.116	14-	25.603	106.7	39.290	121.1	1:04.893
4-	26.511	106.5	39.467	119.2	1:05.978	15-	25.828	106.5	38.531	122.0	1:04.359
5-	26.066	106.9	39.095	118.6	1:05.161	16-	25.973	106.5	38.843	120.0	1:04.816
6-	26.030	103.9	38.597	118.6	1:04.627	17-	26.185	105.4	38.787	120.3	1:04.972
7-	26.616	107.4	38.830	119.0	1:05.446	18-	26.141	106.9	38.495	120.7	1:04.636
8-	26.158	106.5	38.730	119.6	1:04.888	19-	25.916	106.9	38.443	120.5	1:04.359
9-	26.001	106.7	38.378	119.2	1:04.379	20-	25.794	106.7	38.452	120.3	1:04.246
10-	26.144	106.2	39.478	119.0	1:05.622	21-	25.983	107.0	38.515	120.5	1:04.498
11-	25.836	106.7	38.312	119.6	1:04.148	22-	26.992	107.7	38.439	121.8	1:05.431
4	Chad HASHMI				T	Mission Integrated Systems					
1-	28.381	100.8	41.670	115.9	1:10.051	12-	26.692	103.2	38.398	117.7	1:05.090
2-	26.822	102.8	39.688	117.9	1:06.510	13-	26.893	95.7	39.994	110.2	1:06.887
3-	26.462	104.0	39.481	117.7	1:05.943	14-	27.526	97.5	41.270	110.0	1:08.796
4-	27.053	103.2	39.550	117.1	1:06.603	15-	26.771	104.4	39.408	111.7	1:06.179
5-	26.586	101.5	38.696	118.6	1:05.282	16-	26.655	103.6	38.943	118.6	1:05.598
6-	26.671	100.0	39.203	114.5	1:05.874	17-	26.200	103.2	38.282	118.8	1:04.482
7-	27.299	102.1	38.842	114.3	1:06.141	18-	26.150	105.0	38.468	117.7	1:04.618
8-	27.257	101.8	39.446	113.7	1:06.703	19-	25.947	104.9	38.408	117.9	1:04.355
9-	28.124	101.2	38.675	117.3	1:06.799	20-	26.235	102.9	41.358	106.9	1:07.593
10-	26.297	103.4	38.769	116.5	1:05.066	21-	26.504	104.7	38.420	116.1	1:04.924
11-	26.451	105.7	39.205	115.1	1:05.656	22-	27.027	92.2	42.004	103.2	1:09.031
6	Thomas HAYWARD				M	Daniel Watson Racing					
1-	28.040	107.7	39.585	122.2	1:07.625	12-	25.381	108.9	37.908	122.2	1:03.289
2-	26.374	105.2	39.653	123.4	1:06.027	13-	25.348	109.1	37.856	122.0	1:03.204
3-	26.035	104.4	38.534	123.1	1:04.569	14-	25.575	107.7	37.998	122.5	1:03.573
4-	26.125	110.0	38.037	123.8	1:04.162	15-	2:24.710	103.2	38.592	122.9	3:03.302
5-	25.740	104.9	38.619	121.8	1:04.359	16-	25.463	108.8	38.091	124.0	1:03.554
6-	25.733	104.9	38.003	122.9	1:03.736	17-	26.186	109.1	40.108	123.8	1:06.294
7-	25.241	108.4	37.935	123.4	1:03.176	18-	25.098	109.7	37.603	125.7	1:02.701
8-	25.995	106.0	43.099	122.7	1:09.094	19-	26.525	101.5	46.926	122.9	1:13.451
9-	25.447	104.2	39.039	122.5	1:04.486	20-	25.065	111.1	37.828	123.8	1:02.893
10-	25.343	107.4	37.466	122.5	1:02.809	21-	27.353	71.9	41.435	113.7	1:08.788
11-	25.288	105.5	38.113	122.5	1:03.401						
7	James DYE				M	Halo Leathers					
1-	25.881	108.4	37.613	122.2	1:03.494	10-	25.168	108.4	39.090	119.2	1:04.258
2-	24.898	109.3	37.724	121.3	1:02.622	11-	25.581	109.8	37.880	120.9	1:03.461
3-	25.069	107.7	37.220	122.7	1:02.289	12-	7:11.586	106.9	38.635	120.9	7:50.221
4-	26.142	107.0	38.385	113.2	1:04.527	13-	25.351	106.5	37.848	121.3	1:03.199
5-	25.428	109.8	37.106	124.0	1:02.534	14-	24.953	108.6	37.310	124.0	1:02.263
6-	25.698	107.9	37.630	123.1	1:03.328	15-	25.265	108.6	38.575	121.3	1:03.840
7-	24.712	108.8	37.297	122.0	1:02.009	16-	25.265	107.4	43.633	121.6	1:08.898
8-	24.901	108.1	37.492	122.0	1:02.393	17-	25.503	108.4	42.075	120.5	1:07.578
9-	24.919	107.9	38.202	118.4	1:03.121						
8	Ben HARDY				M	Clan Ceramics/RAF					
1-	29.154	99.9	41.609	118.4	1:10.763	11-	2:50.716	105.4	40.371	120.5	3:31.087
2-	26.965	107.4	39.287	119.4	1:06.252	12-	26.729	106.4	39.170	114.3	1:05.899
3-	27.009	106.0	39.613	118.8	1:06.622	13-	26.399	107.2	39.187	119.2	1:05.586
4-	26.898	106.5	39.517	119.4	1:06.415	14-	26.598	106.5	38.754	120.5	1:05.352
5-	26.690	106.4	39.957	119.6	1:06.647	15-	26.749	105.7	39.109	119.4	1:05.858
6-	26.528	106.0	40.215	118.1	1:06.743	16-	26.765	106.9	38.909	119.0	1:05.674
7-	26.695	107.4	38.950	120.7	1:05.645	17-	26.518	106.4	39.566	120.9	1:06.084
8-	26.567	107.0	39.249	119.8	1:05.816	18-	26.511	106.9	41.121	113.7	1:07.632
9-	26.911	105.2	38.617	119.8	1:05.528	19-	26.882	106.9	39.063	121.3	1:05.945
10-	26.717	106.2	39.069	119.0	1:05.786	20-	26.309	106.4	38.849	120.5	1:05.158

Weather / Track : Sunny / Dry

Mallory Park
Circuit Length = 1.4100 miles
Start: 16:10 End: 16:36

MCRCB BULLETIN TK026

2010 Triumph Triple Challenge FREE PRACTICE - SECTOR ANALYSIS

9	Philip ATKINSON				M						
1-	26.454	107.5	37.348	122.0	1:03.802	10-	25.292	105.5	38.211	120.3	1:03.503
2-	24.938	109.5	36.839	122.5	1:01.777	11-	25.315	107.9	36.758	121.3	1:02.073
3-	25.046	108.9	36.446	121.6	1:01.492	12-	25.281	107.0	36.527	120.5	1:01.808
4-	25.911	107.7	37.466	120.3	1:03.377	13-	2:19.370	107.7	36.586	122.0	2:55.956
5-	25.548	107.4	36.713	122.7	1:02.261	14-	24.681	109.3	37.432	122.5	1:02.113
6-	24.830	108.9	37.999	121.1	1:02.829	15-	3:12.183	107.2	37.730	122.5	3:49.913
7-	25.012	108.9	36.294	122.5	1:01.306	16-	25.301	108.6	37.892	122.0	1:03.193
8-	27.131	78.9	38.747	122.0	1:05.878	17-	24.939	108.9	36.834	122.0	1:01.773
9-	25.016	106.2	36.709	113.7	1:01.725						
12	Ashley JONES				M						
1-	33.286	94.3	47.404	110.4	1:20.690	11-	28.157	100.9	42.468	115.5	1:10.625
2-	31.485	95.1	45.910	112.2	1:17.395	12-	28.257	102.3	41.849	115.9	1:10.106
3-	30.039	98.8	45.781	104.7	1:15.820	13-	27.836	103.1	41.713	115.3	1:09.549
4-	29.841	101.7	43.713	116.7	1:13.554	14-	27.391	102.1	42.653	114.1	1:10.044
5-	28.116	101.5	42.822	115.1	1:10.938	15-	28.260	97.4	42.190	116.3	1:10.450
6-	27.884	103.9	41.896	117.3	1:09.780	16-	27.628	105.0	42.002	117.9	1:09.630
7-	28.718	102.0	43.143	117.7	1:11.861	17-	28.400	101.5	43.167	117.3	1:11.567
8-	28.120	98.1	43.777	113.2	1:11.897	18-	26.876	103.7	41.513	117.3	1:08.389
9-	28.356	101.2	42.779	114.5	1:11.135	19-	27.072	104.7	40.496	120.5	1:07.568
10-	27.864	101.4	41.695	116.3	1:09.559	20-	26.662	104.0	40.668	117.3	1:07.330
13	Chris NORTHOVER				M Destination Triumph/HEL						
1-	27.129	108.2	41.479	119.0	1:08.608	9-	4:28.363	103.1	39.949	120.5	5:08.312
2-	26.442	102.6	39.890	122.5	1:06.332	10-	26.190	110.0	38.425	122.9	1:04.615
3-	25.582	108.6	38.438	123.4	1:04.020	11-	25.969	111.5	37.838	122.5	1:03.807
4-	25.641	108.6	38.448	123.6	1:04.089	12-	25.730	111.3	37.963	123.1	1:03.693
5-	26.772	108.1	38.497	121.8	1:05.269	13-	25.355	110.4	38.573	123.4	1:03.928
6-	25.438	111.3	38.120	123.1	1:03.558	14-	25.231	111.7	37.937	122.9	1:03.168
7-	25.719	109.5	37.916	122.2	1:03.635	15-	25.333	109.8	39.653	123.4	1:04.986
8-	25.201	108.2	38.320	122.2	1:03.521						
18	Lee VERNON				M ARJO Racing						
1-	28.205	100.5	40.682	118.6	1:08.887	10-	25.986	106.5	38.854	122.0	1:04.840
2-	27.456	102.9	39.995	117.5	1:07.451	11-	25.965	105.7	38.960	120.3	1:04.925
3-	27.055	102.0	39.985	119.4	1:07.040	12-	26.055	107.9	38.588	122.0	1:04.643
4-	27.450	101.5	39.673	120.0	1:07.123	13-	26.193	106.9	40.001	119.8	1:06.194
5-	27.016	102.5	39.513	120.0	1:06.529	14-	2:27.667	106.2	38.444	120.0	3:06.111
6-	26.693	102.6	42.861	118.4	1:09.554	15-	26.002	106.7	38.422	121.3	1:04.424
7-	3:05.808	101.1	40.484	119.4	3:46.292	16-	25.635	107.0	39.456	123.1	1:05.091
8-	26.273	103.9	38.834	119.6	1:05.107	17-	25.846	107.9	38.507	122.0	1:04.353
9-	26.153	104.5	40.495	120.3	1:06.648	18-	25.743	107.7	39.031	121.6	1:04.774
22	Duncan KNOX				T Level Peaks						
1-	28.312	103.9	38.900	119.8	1:07.212	11-	26.491	104.2	38.090	119.8	1:04.581
2-	26.453	106.9	38.886	120.3	1:05.339	12-	25.658	106.4	37.864	120.9	1:03.522
3-	25.981	104.9	38.718	120.9	1:04.699	13-	26.232	107.9	37.765	121.6	1:03.997
4-	26.242	105.2	37.960	120.0	1:04.202	14-	25.624	106.7	38.184	121.8	1:03.808
5-	25.774	105.7	38.433	119.6	1:04.207	15-	25.229	106.0	37.592	122.0	1:02.821
6-	25.971	104.4	37.489	120.9	1:03.460	16-	25.911	107.7	38.414	120.0	1:04.325
7-	25.569	104.9	38.102	121.1	1:03.671	17-	25.806	104.9	38.821	119.8	1:04.627
8-	25.675	105.5	38.126	120.7	1:03.801	18-	26.463	92.8	47.520	121.1	1:13.983
9-	2:57.827	104.9	38.627	120.7	3:36.454	19-	26.092	107.7	38.484	120.9	1:04.576
10-	26.373	104.9	49.452	119.0	1:15.825	20-	28.051	100.0	39.111	117.9	1:07.162
23	Michael RUSSELL				M PLC Site Services						
1-	28.355	104.5	40.452	117.1	1:08.807	9-	25.144	107.0	38.639	122.0	1:03.783
2-	27.519	104.5	39.873	117.7	1:07.392	10-	25.693	107.5	37.117	122.0	1:02.810
3-	27.137	106.7	42.738	90.8	1:09.875	11-	25.378	107.0	37.598	120.3	1:02.976
4-	4:46.944	104.2	40.646	120.9	5:27.590	12-	25.103	108.4	40.280	121.6	1:05.383
5-	25.640	106.5	37.669	122.2	1:03.309	13-	31.908	95.3	39.398	118.6	1:11.306

Weather / Track : Sunny / Dry

Mallory Park
Circuit Length = 1.4100 miles
Start: 16:10 End: 16:36

MCRCB BULLETIN TK026

2010 Triumph Triple Challenge

FREE PRACTICE - SECTOR ANALYSIS

6-	26.098	107.5	37.314	122.0	1:03.412	14-	25.622	106.5	37.396	121.3	1:03.018
7-	25.176	108.2	37.046	121.6	1:02.222	15-	25.288	108.1	40.129	120.5	1:05.417
8-	24.995	107.5	37.101	121.8	1:02.096						
31	Jonathan WOODWARD M Blackburn Construction Services										
1-	28.928	92.3	39.503	117.9	1:08.431	12-	26.056	104.0	38.665	118.1	1:04.721
2-	27.389	103.2	39.171	120.0	1:06.560	13-	25.885	103.7	38.837	119.2	1:04.722
3-	26.854	104.0	38.813	119.2	1:05.667	14-	26.473	104.7	38.796	119.4	1:05.269
4-	26.540	105.0	38.342	120.3	1:04.882	15-	26.121	103.6	38.571	119.4	1:04.692
5-	26.812	104.4	38.714	119.8	1:05.526	16-	26.156	105.8	38.747	118.6	1:04.903
6-	26.646	100.8	39.088	119.6	1:05.734	17-	25.937	103.6	38.787	116.9	1:04.724
7-	26.297	103.6	38.393	119.2	1:04.690	18-	27.468	63.8	41.981	115.9	1:09.449
8-	26.169	104.0	38.566	119.2	1:04.735	19-	26.468	103.7	39.175	119.2	1:05.643
9-	26.307	102.8	38.375	119.8	1:04.682	20-	26.129	100.8	39.671	119.0	1:05.800
10-	26.208	104.7	38.505	117.3	1:04.713	21-	25.879	104.0	38.448	117.9	1:04.327
11-	26.297	104.5	40.293	116.9	1:06.590	22-	25.574	104.7	41.926	118.1	1:07.500
34	Stephanie WADDELOW M SS Racing/Team Max										
1-	28.733	102.3	41.800	120.7	1:10.533	10-	25.878	108.1	38.538	120.3	1:04.416
2-	26.952	107.7	39.517	120.7	1:06.469	11-	26.016	109.5	38.304	122.5	1:04.320
3-	26.606	108.6	39.607	121.1	1:06.213	12-	26.009	108.2	38.901	121.6	1:04.910
4-	27.078	107.4	39.352	122.5	1:06.430	13-	3:32.076	98.3	39.304	118.6	4:11.380
5-	2:52.118	106.5	40.113	118.6	3:32.231	14-	25.765	107.7	38.484	118.1	1:04.249
6-	25.807	107.7	39.000	120.3	1:04.807	15-	25.758	107.7	38.635	119.0	1:04.393
7-	25.765	107.4	38.681	119.6	1:04.446	16-	26.152	108.2	38.748	117.1	1:04.900
8-	25.921	106.7	40.011	118.6	1:05.932	17-	25.862	107.0	38.555	120.9	1:04.417
9-	25.752	106.9	38.458	120.3	1:04.210						
37	Dean STIMPSON M HS Racing										
1-	29.436	102.9	40.342	119.8	1:09.778	10-	26.331	106.7	39.080	120.3	1:05.411
2-	2:56.429	103.7	39.881	120.7	3:36.310	11-	27.091	107.9	39.244	121.1	1:06.335
3-	26.450	105.7	39.117	120.0	1:05.567	12-	26.809	107.0	39.064	119.8	1:05.873
4-	26.747	106.5	38.864	121.1	1:05.611	13-	26.407	108.8	38.793	120.5	1:05.200
5-	26.672	105.4	39.592	121.3	1:06.264	14-	26.633	106.2	39.153	121.1	1:05.786
6-	26.641	106.0	39.266	120.9	1:05.907	15-	26.386	106.7	38.719	120.0	1:05.105
7-	26.687	107.0	38.984	117.5	1:05.671	16-	26.415	106.2	39.033	120.3	1:05.448
8-	27.224	106.7	39.194	120.7	1:06.418	17-	26.342	108.2	39.934	121.6	1:06.276
9-	26.826	106.4	39.371	119.4	1:06.197	18-	2:29.819	101.7	39.878	118.8	3:09.697
47	Marcus COURT M Dad										
1-	28.705	95.2	43.323	110.7	1:12.028	5-	29.866	101.4	42.270	111.3	1:12.136
2-	28.630	98.3	42.311	114.1	1:10.941	6-	27.514	102.0	41.445	113.7	1:08.959
3-	28.364	94.4	42.323	114.9	1:10.687	7-	27.765	101.1	41.938	111.1	1:09.703
4-	28.118	97.4	43.572	114.3	1:11.690	8-	28.353	95.5	41.655	114.9	1:10.008
51	Jamie POOLE T BSD Racing										
1-	28.185	99.7	39.655	118.1	1:07.840	10-	26.065	103.1	37.781	121.1	1:03.846
2-	27.005	104.5	39.179	119.6	1:06.184	11-	25.992	104.0	37.814	119.2	1:03.806
3-	27.340	104.0	38.228	119.8	1:05.568	12-	25.950	104.9	37.894	120.3	1:03.844
4-	26.808	103.2	38.108	119.4	1:04.916	13-	4:30.793	89.5	40.466	119.6	5:11.259
5-	26.716	105.0	38.083	120.5	1:04.799	14-	26.904	105.2	40.578	120.9	1:07.482
6-	26.498	104.7	38.159	120.3	1:04.657	15-	26.134	105.0	37.714	120.5	1:03.848
7-	26.279	103.9	38.149	120.5	1:04.428	16-	25.864	105.5	37.542	122.2	1:03.406
8-	26.185	104.2	37.951	121.8	1:04.136	17-	25.840	106.0	37.770	121.6	1:03.610
9-	26.054	104.4	38.546	119.6	1:04.600						
64	William SAWYER T										
1-	27.095	102.0	41.103	115.7	1:08.198	12-	26.286	107.0	39.007	115.9	1:05.293
2-	26.660	103.2	39.326	117.5	1:05.986	13-	25.759	102.8	39.501	116.5	1:05.260
3-	25.960	101.2	39.555	117.1	1:05.515	14-	26.100	104.4	38.733	116.9	1:04.833
4-	26.149	102.1	39.586	117.9	1:05.735	15-	26.009	105.7	38.337	115.3	1:04.346
5-	26.662	94.4	39.470	118.6	1:06.132	16-	26.200	106.0	39.142	116.5	1:05.342
6-	26.250	102.3	40.085	118.1	1:06.335	17-	25.842	105.5	38.408	115.7	1:04.250

Weather / Track : Sunny / Dry

Mallory Park
Circuit Length = 1.4100 miles
Start: 16:10 End: 16:36

MCRCB BULLETIN TK026

2010 Triumph Triple Challenge

FREE PRACTICE - SECTOR ANALYSIS

7-	26.593	101.1	39.267	116.7	1:05.860	18-	25.837	104.9	38.615	115.9	1:04.452
8-	26.203	101.1	39.606	118.4	1:05.809	19-	25.795	105.7	38.707	116.7	1:04.502
9-	26.994	106.0	38.709	117.3	1:05.703	20-	25.532	105.5	38.693	117.3	1:04.225
10-	26.075	103.2	39.787	116.9	1:05.862	21-	25.812	105.0	39.025	117.3	1:04.837
11-	26.283	101.1	40.186	115.3	1:06.469						
66	Freddy PETT M Hughenden M40										
1-	25.715	107.0	37.411	120.3	1:03.126	12-	25.235	106.4	37.338	126.9	1:02.573
2-	24.898	109.5	36.891	122.9	1:01.789	13-	25.096	109.1	37.525	123.6	1:02.621
3-	24.779	110.9	36.769	121.3	1:01.548	14-	25.349	110.2	36.382	124.5	1:01.731
4-	26.467	110.2	37.312	121.1	1:03.779	15-	24.737	109.7	36.998	120.3	1:01.735
5-	25.501	110.0	37.193	122.0	1:02.694	16-	24.528	108.6	36.560	120.9	1:01.088
6-	24.740	110.0	38.320	121.6	1:03.060	17-	24.916	109.8	36.964	121.3	1:01.880
7-	24.694	110.4	37.204	122.0	1:01.898	18-	25.009	109.5	37.252	122.7	1:02.261
8-	24.900	109.1	37.105	120.7	1:02.005	19-	25.620	105.5	41.577	110.0	1:07.197
9-	24.922	109.7	37.272	119.2	1:02.194	20-	26.111	110.4	37.958	123.1	1:04.069
10-	25.339	110.6	36.925	121.1	1:02.264	21-	25.277	110.0	38.047	121.3	1:03.324
11-	2:37.728	106.4	38.069	120.0	3:15.797						
78	Ben MILLER M Jack Lilley Triumph										
1-	28.529	100.8	42.158	119.6	1:10.687	9-	25.773	104.4	38.260	120.0	1:04.033
2-	26.688	102.3	39.700	118.6	1:06.388	10-	25.556	105.7	38.533	117.5	1:04.089
3-	2:10.904	102.0	39.888	116.1	2:50.792	11-	25.617	106.9	38.126	119.8	1:03.743
4-	26.026	105.5	38.592	118.6	1:04.618	12-	25.476	107.4	38.298	120.7	1:03.774
5-	25.846	105.5	38.324	118.1	1:04.170	13-	25.455	107.2	38.165	120.3	1:03.620
6-	25.738	104.9	38.581	119.0	1:04.319	14-	25.314	107.7	38.282	120.3	1:03.596
7-	25.721	104.0	37.781	120.9	1:03.502	15-	25.487	106.9	42.281	85.8	1:07.768
8-	25.605	106.4	38.419	120.0	1:04.024						
80	Adam BOYLE M CNG & Bratus Enterprises Ltd										
1-	27.248	105.0	38.970	119.6	1:06.218	11-	3:17.881	100.0	40.170	118.8	3:58.051
2-	26.590	105.5	39.091	119.6	1:05.681	12-	26.656	103.1	38.740	120.0	1:05.396
3-	26.216	106.7	38.484	119.8	1:04.700	13-	25.936	107.9	38.331	120.9	1:04.267
4-	26.247	106.4	38.491	120.0	1:04.738	14-	26.385	104.0	38.454	121.1	1:04.839
5-	25.942	106.7	39.233	120.3	1:05.175	15-	26.000	100.0	38.716	121.6	1:04.716
6-	25.860	106.7	39.436	120.3	1:05.296	16-	26.408	103.7	39.016	120.7	1:05.424
7-	26.016	98.3	38.719	115.1	1:04.735	17-	26.718	96.8	39.732	122.2	1:06.450
8-	26.015	104.4	39.167	119.6	1:05.182	18-	26.330	102.0	39.772	118.4	1:06.102
9-	25.889	104.5	38.496	121.3	1:04.385	19-	25.951	105.4	39.089	120.7	1:05.040
10-	26.607	96.0	39.127	120.5	1:05.734						
81	Richard STEADMAN T										
1-	27.997	103.6	42.685	118.8	1:10.682	12-	26.508	107.7	38.818	118.8	1:05.326
2-	26.932	106.2	39.523	119.4	1:06.455	13-	26.258	106.5	38.946	116.7	1:05.204
3-	26.411	105.0	38.771	120.3	1:05.182	14-	27.258	106.2	38.598	119.0	1:05.856
4-	26.947	106.4	39.364	118.6	1:06.311	15-	26.134	106.7	38.543	119.6	1:04.677
5-	26.882	104.2	39.293	120.9	1:06.175	16-	26.005	105.8	38.284	120.5	1:04.289
6-	26.488	106.5	39.337	119.8	1:05.825	17-	25.799	107.0	38.206	119.8	1:04.005
7-	28.987	106.0	39.223	119.8	1:08.210	18-	25.938	105.4	39.479	121.3	1:05.417
8-	26.560	105.4	38.493	122.2	1:05.053	19-	25.650	106.2	38.336	122.5	1:03.986
9-	26.982	104.5	40.612	117.9	1:07.594	20-	26.540	101.1	41.713	117.9	1:08.253
10-	26.265	107.0	37.922	121.8	1:04.187	21-	26.077	106.0	38.515	120.0	1:04.592
11-	26.205	107.2	39.847	118.8	1:06.052	22-	26.632	106.5	39.031	118.1	1:05.663
88	Taryn SKINNER M										
1-	28.584	96.3	42.851	114.9	1:11.435	10-	26.057	107.4	38.144	118.8	1:04.201
2-	27.770	105.7	40.671	117.9	1:08.441	11-	26.287	107.2	38.834	119.4	1:05.121
3-	27.750	103.4	40.204	116.9	1:07.954	12-	27.996	61.9	40.378	119.4	1:08.374
4-	27.486	105.4	39.682	117.9	1:07.168	13-	26.645	102.5	38.328	119.6	1:04.973
5-	28.369	106.2	39.232	118.8	1:07.601	14-	26.098	108.2	38.299	118.8	1:04.397
6-	27.221	105.0	38.968	119.2	1:06.189	15-	26.294	106.9	38.793	119.4	1:05.087
7-	3:07.161	104.7	39.193	119.4	3:46.354	16-	2:59.051	106.2	38.814	117.1	3:37.865
8-	26.746	106.5	38.636	118.8	1:05.382	17-	26.591	106.9	38.720	120.0	1:05.311
9-	26.265	111.1	38.147	118.1	1:04.412						

Weather / Track : Sunny / Dry

Mallory Park
Circuit Length = 1.4100 miles
Start: 16:10 End: 16:36

MCRCB BULLETIN TK026

2010 Triumph Triple Challenge FREE PRACTICE - SECTOR ANALYSIS

89	Emmet O'GRADY											M
1-	27.715	98.8	43.389	105.8	1:11.104	8-	26.030	107.9	37.971	121.3	1:04.001	
2-	28.713	102.3	43.213	117.5	1:11.926	9-	26.188	108.6	37.899	120.5	1:04.087	
3-	3:31.704	108.1	38.193	120.3	4:09.897	10-	25.513	108.8	38.158	124.7	1:03.671	
4-	25.341	109.7	38.002	120.9	1:03.343	11-	25.816	109.7	38.012	122.5	1:03.828	
5-	3:48.691	106.5	39.298	118.1	4:27.989	12-	25.391	109.3	39.635	122.5	1:05.026	
6-	28.980	104.4	39.210	120.7	1:08.190	13-	25.776	109.3	38.432	119.8	1:04.208	
7-	4:05.076	106.7	38.936	121.6	4:44.012							
96	Toby MARKHAM											M
1-	2:29.630	105.0	39.772	120.0	3:09.402	10-	25.258	107.7	38.471	120.9	1:03.729	
2-	25.867	107.4	38.116	121.1	1:03.983	11-	25.748	106.4	38.523	121.6	1:04.271	
3-	25.668	107.4	38.410	123.1	1:04.078	12-	25.496	107.9	38.046	122.5	1:03.542	
4-	25.717	104.4	39.067	121.8	1:04.784	13-	25.773	107.4	38.528	122.0	1:04.301	
5-	25.426	108.4	38.379	122.0	1:03.805	14-	4:10.548	102.6	39.049	121.3	4:49.597	
6-	25.611	107.0	38.537	122.9	1:04.148	15-	25.898	107.7	39.516	122.2	1:05.414	
7-	27.574	86.3	38.935	122.7	1:06.509	16-	25.464	108.2	38.181	122.7	1:03.645	
8-	25.663	107.9	38.332	122.5	1:03.995	17-	25.431	107.9	37.873	122.0	1:03.304	
9-	25.467	108.2	38.055	122.2	1:03.522							
99	Tony HOMER											T
1-					2:27.518	9-					1:12.799	
2-					2:26.393	10-					1:11.858	
3-					1:14.364	11-					1:11.690	
4-					2:27.049	12-					1:11.297	
5-					1:12.491	13-					1:11.982	
6-					1:12.537	14-					1:13.704	
7-					1:13.496	15-					1:12.083	
8-					2:26.788	16-					1:12.972	

Weather / Track : Sunny / Dry

Mallory Park
Circuit Length = 1.4100 miles
Start: 16:10 End: 16:36

MCRCB BULLETIN TK027

2010 Triumph Triple Challenge

FREE PRACTICE - SPEED TRAPS

SECTOR 1				SECTOR 2			FINISH LINE			
POS	NO	NAME	MPH	NO	NAME	MPH	NO	NAME	MPH	
1	13	Chris NORTHOVER	111.7				66	Freddy PETT	126.9	
2	6	Thomas HAYWARD	111.1				6	Thomas HAYWARD	125.7	
3	88	Taryn SKINNER	111.1				89	Emmet O'GRADY	124.7	
4	66	Freddy PETT	110.9				7	James DYE	124.0	
5	7	James DYE	109.8				13	Chris NORTHOVER	123.6	
6	89	Emmet O'GRADY	109.7				18	Lee VERNON	123.1	
7	9	Philip ATKINSON	109.5				96	Toby MARKHAM	123.1	
8	34	Stephanie WADDELOW	109.5				9	Philip ATKINSON	122.7	
9	37	Dean STIMPSON	108.8				34	Stephanie WADDELOW	122.5	
10	3	Adam KEMP	108.6				81	Richard STEADMAN	122.5	
11	23	Michael RUSSELL	108.4				23	Michael RUSSELL	122.2	
12	96	Toby MARKHAM	108.4				51	Jamie POOLE	122.2	
13	18	Lee VERNON	107.9				80	Adam BOYLE	122.2	
14	22	Duncan KNOX	107.9				3	Adam KEMP	122.0	
15	80	Adam BOYLE	107.9				22	Duncan KNOX	122.0	
16	78	Ben MILLER	107.7				37	Dean STIMPSON	121.6	
17	81	Richard STEADMAN	107.7				8	Ben HARDY	121.3	
18	8	Ben HARDY	107.4				78	Ben MILLER	120.9	
19	51	Jamie POOLE	107.2				12	Ashley JONES	120.5	
20	64	William SAWYER	107.0				31	Jonathan WOODWARD	120.3	
21	31	Jonathan WOODWARD	105.8				88	Taryn SKINNER	120.0	
22	4	Chad HASHMI	105.7				4	Chad HASHMI	118.8	
23	12	Ashley JONES	105.0				64	William SAWYER	118.6	
24	47	Marcus COURT	102.0				47	Marcus COURT	114.9	
25										

Weather / Track : Sunny / Dry

Mallory Park
Circuit Length = 1.4100 miles
Start: 16:10 End: 16:36

MCRCB BULLETIN TK028

2010 Triumph Triple Challenge

FREE PRACTICE - BEST SECTOR TIMES

SECTOR 1			SECTOR 2			IDEAL / BEST COMPARISON						
POS	NO	NAME	TIME	NO	NAME	TIME	POS	NO	NAME	IDEAL	BEST	DIFF
1	66	PETT	24.528	9	ATKINSON	36.294	7	66	PETT	1:00.910	1:01.088	0.178
2	9	ATKINSON	24.681	66	PETT	36.382	2	9	ATKINSON	1:00.975	1:01.306	0.331
3	7	DYE	24.712	23	RUSSELL	37.046	3	7	DYE	1:01.818	1:02.009	0.191
4	23	RUSSELL	24.961	7	DYE	37.106	4	23	RUSSELL	1:02.007	1:02.096	0.089
5	6	HAYWARD	25.065	6	HAYWARD	37.466	5	6	HAYWARD	1:02.531	1:02.701	0.170
6	13	NORTHOVER	25.201	22	KNOX	37.489	6	22	KNOX	1:02.718	1:02.821	0.103
7	22	KNOX	25.229	51	POOLE	37.542	7	13	NORTHOVER	1:03.039	1:03.168	0.129
8	96	MARKHAM	25.258	78	MILLER	37.781	8	51	POOLE	1:03.041	1:03.406	0.365
9	78	MILLER	25.314	13	NORTHOVER	37.838	9	78	MILLER	1:03.095	1:03.502	0.407
10	89	O'GRADY	25.341	96	MARKHAM	37.873	10	96	MARKHAM	1:03.131	1:03.304	0.173
11	51	POOLE	25.499	89	O'GRADY	37.899	11	89	O'GRADY	1:03.240	1:03.343	0.103
12	64	SAWYER	25.532	81	STEADMAN	37.922	12	81	STEADMAN	1:03.572	1:03.986	0.414
13	31	WOODWARD	25.574	88	SKINNER	38.144	13	88	SKINNER	1:03.862	1:04.201	0.339
14	3	KEMP	25.603	4	HASHMI	38.282	14	64	SAWYER	1:03.869	1:04.225	0.356
15	18	VERNON	25.635	34	WADDELOW	38.304	15	3	KEMP	1:03.915	1:04.148	0.233
16	81	STEADMAN	25.650	3	KEMP	38.312	16	31	WOODWARD	1:03.916	1:04.327	0.411
17	88	SKINNER	25.718	80	BOYLE	38.331	17	34	WADDELOW	1:04.056	1:04.210	0.154
18	34	WADDELOW	25.752	64	SAWYER	38.337	18	18	VERNON	1:04.057	1:04.353	0.296
19	80	BOYLE	25.860	31	WOODWARD	38.342	19	80	BOYLE	1:04.191	1:04.267	0.076
20	4	HASHMI	25.947	18	VERNON	38.422	20	4	HASHMI	1:04.229	1:04.355	0.126
21	8	HARDY	26.309	8	HARDY	38.617	21	8	HARDY	1:04.926	1:05.158	0.232
22	37	STIMPSON	26.331	37	STIMPSON	38.719	22	37	STIMPSON	1:05.050	1:05.105	0.055
23	12	JONES	26.662	12	JONES	40.496	23	12	JONES	1:07.158	1:07.330	0.172
24	47	COURT	27.514	47	COURT	41.445	24	47	COURT	1:08.959	1:08.959	0.000
25	99	HOMER		99	HOMER		25	99	HOMER		1:11.297	0.000
Perfect lap										1:00.822		

Weather / Track : Sunny / Dry

Mallory Park
Circuit Length = 1.4100 miles
Start: 16:10 End: 16:36

MCRCB BULLETIN TK044

2010 Triumph Triple Challenge QUALIFYING - CLASSIFICATION

POS	NO	CL	NAME	ENTRY	TIME	ON	LAPS	GAP	DIFF	MPH
1	9	M	Philip ATKINSON	Triumph -	1:00.474	3	9			83.93
2	66	M	Freddy PETT	Triumph - Hughenden M40	1:00.607	14	17	0.133	0.133	83.75
3	13	M	Chris NORTHOVER	Triumph - Destination Triumph/HEL	1:01.123	10	15	0.649	0.516	83.04
4	6	M	Thomas HAYWARD	Triumph - Daniel Watson Racing	1:01.367	17	18	0.893	0.244	82.71
5	7	M	James DYE	Triumph - Halo Leathers	1:01.494	12	18	1.020	0.127	82.54
6	89	M	Emmet O'GRADY	Triumph -	1:01.738	16	16	1.264	0.244	82.21
7	23	M	Michael RUSSELL	Triumph - PLC Site Services	1:01.755	11	11	1.281	0.017	82.19
8	96	M	Toby MARKHAM	Triumph -	1:01.920	4	4	1.446	0.165	81.97
9	80	M	Adam BOYLE	Triumph - CNG & Bratus Enterprises Ltd	1:02.001	8	10	1.527	0.081	81.87
10	4	T	Chad HASHMI	Triumph - Mission Integrated Systems	1:02.137	14	15	1.663	0.136	81.69
11	18	M	Lee VERNON	Triumph - ARJO Racing	1:02.144	16	17	1.670	0.007	81.68
12	78	M	Ben MILLER	Triumph - Jack Lilley Triumph	1:02.431	13	13	1.957	0.287	81.30
13	34	M	Stephanie WADDELOW	Triumph - SS Racing/Team Max	1:02.565	7	17	2.091	0.134	81.13
14	22	T	Duncan KNOX	Triumph - Level Peaks	1:02.728	13	17	2.254	0.163	80.92
15	88	M	Taryn SKINNER	Triumph -	1:02.802	11	16	2.328	0.074	80.82
16	64	T	William SAWYER	Triumph -	1:02.980	12	18	2.506	0.178	80.59
17	81	T	Richard STEADMAN	Triumph -	1:03.081	13	16	2.607	0.101	80.46
18	37	M	Dean STIMPSON	Triumph - HS Racing	1:03.090	9	19	2.616	0.009	80.45
19	3	T	Adam KEMP	Triumph - Halo Leathers	1:03.141	8	18	2.667	0.051	80.39
20	51	T	Jamie POOLE	Triumph - BSD Racing	1:03.153	9	18	2.679	0.012	80.37
21	31	M	Jonathan WOODWARD	Triumph - Blackburn Construction Services	1:03.318	4	4	2.844	0.165	80.16
22	8	M	Ben HARDY	Triumph - Clan Ceramics/RAF	1:04.006	16	16	3.532	0.688	79.30
23	56	T	Paul GREEN	Triumph - Rotherham Trade	1:04.164	15	15	3.690	0.158	79.11
24	47	M	Marcus COURT	Triumph - Dad	1:05.638	14	15	5.164	1.474	77.33
25	12	M	Ashley JONES	Triumph -	1:06.948	15	16	6.474	1.310	75.82
26	99	T	Tony HOMER	Triumph -	1:11.858	17	17	11.384	4.910	70.64

Weather / Track : Sunny / Dry

These results are provisional until the conclusion of any judicial and technical matters.

Mallory Park

Circuit Length = 1.4100 miles

Start: 11:50 End: 12:18

Race Director :	Stewards :	Timekeeper :
-----------------	------------	--------------

MCRCB BULLETIN TK045

2010 Triumph Triple Challenge

QUALIFYING - SECTOR ANALYSIS

3	Adam KEMP										T	Halo Leathers			
1-	26.569	106.1	39.314	119.2	1:05.883	10-	25.474	106.9	38.111	120.3	1:03.585				
2-	26.140	106.6	47.519	120.9	1:13.659	11-	25.425	107.2	38.335	120.3	1:03.760				
3-	25.981	106.9	38.323	120.0	1:04.304	12-	26.051	105.7	39.584	119.6	1:05.635				
4-	25.678	105.5	39.077	109.1	1:04.755	13-	35.479	68.1	40.440	118.8	1:15.919				
5-	6:24.253	105.9	39.248	117.3	7:03.501	14-	26.490	107.2	38.589	118.1	1:05.079				
6-	26.836	107.6	38.140	119.4	1:04.976	15-	25.360	106.4	37.986	119.4	1:03.346				
7-	25.569	107.9	38.036	119.6	1:03.605	16-	25.895	105.9	43.581	121.8	1:09.476				
8-	25.428	107.2	37.713	119.6	1:03.141	17-	25.611	107.4	38.660	119.4	1:04.271				
9-	25.631	107.1	38.103	119.4	1:03.734	18-	26.087	107.8	38.146	120.0	1:04.233				
4	Chad HASHMI										T	Mission Integrated Systems			
1-	28.173	104.1	39.334	117.1	1:07.507	9-	25.504	105.2	37.244	119.4	1:02.748				
2-	26.203	103.3	38.073	118.1	1:04.276	10-	26.648	98.9	39.156	119.0	1:05.804				
3-	25.792	105.7	37.462	116.1	1:03.254	11-	25.297	105.1	37.234	119.6	1:02.531				
4-	26.427	105.9	37.356	120.5	1:03.783	12-	2:50.418	91.8	40.826	117.5	3:31.244				
5-	8:01.506	92.7	40.498	110.2	8:42.004	13-	26.891	99.9	38.380	117.9	1:05.271				
6-	26.743	105.7	42.990	115.5	1:09.733	14-	25.226	106.1	36.911	119.0	1:02.137				
7-	25.748	106.6	36.974	119.2	1:02.722	15-	30.002	89.0	40.276	112.2	1:10.278				
8-	25.567	104.9	37.428	117.1	1:02.995										
6	Thomas HAYWARD										M	Daniel Watson Racing			
1-	26.006	107.8	38.881	121.1	1:04.887	10-	24.581	111.5	37.157	124.0	1:01.738				
2-	25.613	106.1	38.333	123.6	1:03.946	11-	24.908	110.8	37.231	124.0	1:02.139				
3-	25.075	108.4	37.718	124.7	1:02.793	12-	25.175	109.9	37.605	123.1	1:02.780				
4-	25.299	110.8	37.871	124.7	1:03.170	13-	24.739	109.3	37.369	124.0	1:02.108				
5-	25.684	108.3	39.566	124.3	1:05.250	14-	24.627	112.3	37.431	122.7	1:02.058				
6-	6:28.491	103.8	38.492	123.1	7:06.983	15-	2:29.108	99.7	38.217	123.8	3:07.325				
7-	25.072	108.6	37.465	123.8	1:02.537	16-	24.569	110.6	37.059	124.3	1:01.628				
8-	24.713	111.3	37.144	123.8	1:01.857	17-	24.556	110.2	36.811	124.5	1:01.367				
9-	25.187	109.9	37.543	123.6	1:02.730	18-	25.155	108.8	38.197	120.0	1:03.352				
7	James DYE										M	Halo Leathers			
1-	25.243	108.8	37.771	121.3	1:03.014	10-	25.306	108.8	37.285	121.3	1:02.591				
2-	24.805	108.8	36.810	121.3	1:01.615	11-	25.567	107.9	37.057	120.0	1:02.624				
3-	25.711	108.6	37.351	121.8	1:03.062	12-	24.812	109.2	36.682	121.1	1:01.494				
4-	7:12.212	107.1	37.951	119.0	7:50.163	13-	24.904	108.1	36.643	120.9	1:01.547				
5-	25.706	108.3	42.471	120.5	1:08.177	14-	24.722	108.1	42.758	119.6	1:07.480				
6-	25.310	108.4	36.964	121.3	1:02.274	15-	24.950	107.4	37.333	120.0	1:02.283				
7-	24.938	108.1	39.392	120.5	1:04.330	16-	24.833	107.1	37.020	120.3	1:01.853				
8-	25.080	109.2	37.899	122.0	1:02.979	17-	24.769	107.8	36.960	120.9	1:01.729				
9-	25.310	108.1	37.368	122.5	1:02.678	18-	24.698	107.6	36.916	120.3	1:01.614				
8	Ben HARDY										M	Clan Ceramics/RAF			
1-	27.936	102.0	39.659	116.1	1:07.595	9-	26.735	106.6	38.477	120.5	1:05.212				
2-	26.270	105.1	38.827	119.6	1:05.097	10-	26.073	106.1	38.259	120.0	1:04.332				
3-	26.685	106.4	39.117	117.9	1:05.802	11-	25.889	106.9	39.974	119.0	1:05.863				
4-	26.166	105.1	39.367	121.3	1:05.533	12-	26.023	107.2	39.548	87.2	1:05.571				
5-	7:08.914	105.2	39.111	119.4	7:48.025	13-	28.065	105.5	38.795	119.2	1:06.860				
6-	26.113	106.2	38.274	120.3	1:04.387	14-	25.775	105.9	38.286	120.3	1:04.061				
7-	25.901	107.4	39.599	120.3	1:05.500	15-	26.537	103.8	38.670	121.1	1:05.207				
8-	25.781	107.1	38.488	120.0	1:04.269	16-	26.066	106.6	37.940	120.7	1:04.006				
9	Philip ATKINSON										M				
1-	25.648	109.5	36.913	123.8	1:02.561	6-	17:18.515	105.7	37.526	121.1	17:56.041				
2-	24.431	108.1	36.695	121.8	1:01.126	7-	24.615	108.3	36.130	122.5	1:00.745				
3-	24.298	110.4	36.176	122.5	1:00.474	8-	25.214	108.3	37.843	120.7	1:03.057				
4-	24.332	109.9	36.418	120.9	1:00.750	9-	24.358	109.2	40.935	62.5	1:05.293				
5-	24.243	110.1	36.532	122.5	1:00.775										
12	Ashley JONES										M				
1-	30.047	92.7	45.378	111.8	1:15.425	9-	27.666	96.9	41.808	117.9	1:09.474				

Weather / Track : Sunny / Dry

Mallory Park
Circuit Length = 1.4100 miles
Start: 11:50 End: 12:18

MCRCB BULLETIN TK045

2010 Triumph Triple Challenge

QUALIFYING - SECTOR ANALYSIS

2-	28.744	92.3	43.646	115.3	1:12.390	10-	26.701	102.5	41.290	116.7	1:07.991
3-	27.554	96.9	42.448	118.8	1:10.002	11-	26.868	103.0	40.927	117.7	1:07.795
4-	27.000	104.6	41.988	114.3	1:08.988	12-	27.005	99.4	41.605	113.4	1:08.610
5-	7:52.177	97.1	45.420	106.5	8:37.597	13-	26.707	99.2	40.871	115.3	1:07.578
6-	28.749	96.7	43.644	110.0	1:12.393	14-	26.642	103.0	40.516	113.5	1:07.158
7-	28.346	99.3	42.858	112.8	1:11.204	15-	26.567	103.3	40.381	114.9	1:06.948
8-	27.770	100.0	42.196	114.7	1:09.966	16-	26.615	104.6	40.396	116.5	1:07.011
13	Chris NORTHOVER					M	Destination Triumph/HEL				
1-	26.236	108.6	37.950	123.4	1:04.186	9-	24.704	111.5	36.630	123.8	1:01.334
2-	25.440	111.7	37.903	123.8	1:03.343	10-	24.694	109.9	36.429	124.3	1:01.123
3-	25.554	109.9	36.877	123.4	1:02.431	11-	3:07.929	109.2	38.350	122.0	3:46.279
4-	24.861	111.9	37.223	122.9	1:02.084	12-	25.071	111.9	38.009	122.7	1:03.080
5-	24.663	109.2	37.205	122.7	1:01.868	13-	24.905	109.3	37.102	123.8	1:02.007
6-	7:40.873	100.5	39.431	121.8	8:20.304	14-	24.788	110.8	37.199	123.8	1:01.987
7-	25.608	111.9	39.349	122.2	1:04.957	15-	24.636	112.1	36.617	122.7	1:01.253
8-	25.046	111.9	36.603	123.4	1:01.649						
18	Lee VERNON					M	ARJO Racing				
1-	26.254	105.4	38.630	122.2	1:04.884	10-	25.355	108.6	37.594	121.8	1:02.949
2-	25.934	105.4	38.070	122.5	1:04.004	11-	25.167	108.3	37.992	123.1	1:03.159
3-	25.480	107.8	37.487	123.4	1:02.967	12-	25.666	108.6	37.212	123.8	1:02.878
4-	25.373	108.8	37.581	122.5	1:02.954	13-	25.065	109.2	37.297	122.7	1:02.362
5-	25.616	108.6	39.607	122.5	1:05.223	14-	2:16.606	107.4	38.481	122.9	2:55.087
6-	7:10.035	106.1	39.139	121.1	7:49.174	15-	24.993	108.8	37.347	122.9	1:02.340
7-	25.754	109.7	37.587	122.7	1:03.341	16-	24.815	109.2	37.329	123.8	1:02.144
8-	25.184	110.6	59.143	118.6	1:24.327	17-	25.001	108.1	37.465	122.7	1:02.466
9-	26.725	107.9	38.260	120.9	1:04.985						
22	Duncan KNOX					T	Level Peaks				
1-	26.309	107.4	39.017	120.5	1:05.326	10-	25.681	103.4	37.373	119.6	1:03.054
2-	25.627	105.5	37.923	115.7	1:03.550	11-	25.740	104.9	37.350	119.2	1:03.090
3-	25.695	105.4	37.740	120.7	1:03.435	12-	25.354	105.5	37.414	118.4	1:02.768
4-	25.515	105.7	37.550	120.7	1:03.065	13-	25.445	105.2	37.283	119.8	1:02.728
5-	26.083	105.4	38.680	120.5	1:04.763	14-	25.745	102.6	37.436	119.6	1:03.181
6-	6:55.133	99.9	39.249	118.4	7:34.382	15-	29.926	48.9	53.778	118.8	1:23.704
7-	25.934	105.7	37.328	120.3	1:03.262	16-	25.373	105.1	37.471	117.9	1:02.844
8-	26.185	104.1	37.480	120.9	1:03.665	17-	25.466	104.1	37.580	118.8	1:03.046
9-	25.998	104.1	37.568	120.7	1:03.566						
23	Michael RUSSELL					M	PLC Site Services				
1-	25.419	104.9	37.455	120.7	1:02.874	7-	24.833	107.9	38.996	118.4	1:03.829
2-	25.768	106.4	37.360	119.0	1:03.128	8-	25.162	105.2	37.490	121.3	1:02.652
3-	24.911	106.6	37.245	121.6	1:02.156	9-	24.894	106.1	37.458	121.1	1:02.352
4-	8:15.288	102.6	44.361	120.0	8:59.649	10-	2:22.726	100.0	38.385	120.0	3:01.111
5-	25.437	105.5	38.958	122.0	1:04.395	11-	24.840	105.9	36.915	121.8	1:01.755
6-	1:48.730	97.7	38.779	120.9	2:27.509						
31	Jonathan WOODWARD					M	Blackburn Construction Services				
1-	27.026	97.1	39.395	119.2	1:06.421	3-	25.836	106.4	38.464	119.0	1:04.300
2-	25.814	104.7	38.179	119.8	1:03.993	4-	25.628	105.1	37.690	117.7	1:03.318
34	Stephanie WADDELOW					M	SS Racing/Team Max				
1-	25.648	105.5	38.506	119.8	1:04.154	10-	25.156	107.8	38.083	121.3	1:03.239
2-	25.336	108.1	38.333	120.5	1:03.669	11-	28.535	64.5	41.430	118.4	1:09.965
3-	25.662	106.7	38.041	119.4	1:03.703	12-	29.127	99.6	38.295	119.6	1:07.422
4-	25.391	106.4	37.695	121.1	1:03.086	13-	24.836	108.1	43.126	119.8	1:07.962
5-	8:05.651	98.7	41.218	118.1	8:46.869	14-	24.849	106.7	38.050	119.0	1:02.899
6-	25.419	108.6	37.814	119.8	1:03.233	15-	25.324	107.1	43.765	120.3	1:09.089
7-	25.192	109.0	37.373	120.5	1:02.565	16-	24.842	107.4	38.031	120.0	1:02.873
8-	25.555	107.6	37.813	120.7	1:03.368	17-	25.496	106.9	38.098	122.0	1:03.594
9-	25.076	107.8	37.502	121.6	1:02.578						

Weather / Track : Sunny / Dry

Mallory Park
Circuit Length = 1.4100 miles
Start: 11:50 End: 12:18

MCRCB BULLETIN TK045

2010 Triumph Triple Challenge

QUALIFYING - SECTOR ANALYSIS

37	Dean STIMPSON					M	HS Racing				
1-	26.917	101.4	39.580	122.0	1:06.497	11-	26.049	106.7	37.927	120.9	1:03.976
2-	26.005	107.6	38.311	122.0	1:04.316	12-	25.668	108.1	37.749	121.6	1:03.417
3-	25.815	107.1	38.509	121.8	1:04.324	13-	25.466	108.4	39.116	105.5	1:04.582
4-	26.021	107.2	38.682	124.0	1:04.703	14-	27.610	107.1	39.211	120.9	1:06.821
5-	25.620	107.2	39.318	113.5	1:04.938	15-	26.189	107.1	38.480	121.8	1:04.669
6-	6:36.303	97.4	40.737	119.4	7:17.040	16-	25.723	107.4	37.946	122.0	1:03.669
7-	26.113	107.4	38.237	121.1	1:04.350	17-	27.552	107.1	38.637	122.9	1:06.189
8-	26.694	107.4	38.032	122.2	1:04.726	18-	25.874	106.4	38.458	120.9	1:04.332
9-	25.424	108.6	37.666	121.6	1:03.090	19-	26.217	106.9	37.969	120.9	1:04.186
10-	25.653	108.6	37.598	121.6	1:03.251						
47	Marcus COURT					M	Dad				
1-	27.533	99.3	41.553	116.1	1:09.086	9-	27.014	96.6	41.642	110.7	1:08.656
2-	28.022	98.0	41.918	113.9	1:09.940	10-	27.382	98.3	40.710	113.9	1:08.092
3-	27.317	101.3	40.496	114.1	1:07.813	11-	26.718	101.4	39.714	114.3	1:06.432
4-	27.372	102.2	41.269	113.7	1:08.641	12-	26.650	102.2	40.050	111.8	1:06.700
5-	7:16.016	100.8	42.774	110.2	7:58.790	13-	3:28.644	101.1	41.095	116.3	4:09.739
6-	27.955	100.8	40.357	113.4	1:08.312	14-	26.122	103.0	39.516	115.5	1:05.638
7-	27.384	100.9	40.699	114.7	1:08.083	15-	26.715	99.7	39.808	116.3	1:06.523
8-	27.287	99.3	40.012	113.7	1:07.299						
51	Jamie POOLE					T	BSD Racing				
1-	27.285	101.1	40.203	117.5	1:07.488	10-	25.699	106.4	37.751	121.3	1:03.450
2-	27.003	103.0	39.362	119.2	1:06.365	11-	25.559	104.9	43.465	119.4	1:09.024
3-	26.477	105.2	38.052	120.3	1:04.529	12-	25.556	105.5	38.167	120.0	1:03.723
4-	26.005	105.4	41.880	120.0	1:07.885	13-	25.595	106.1	38.879	119.6	1:04.474
5-	7:20.582	102.6	39.786	120.0	8:00.368	14-	25.756	104.9	38.464	119.8	1:04.220
6-	26.831	104.7	38.842	120.0	1:05.673	15-	25.626	105.7	38.208	119.2	1:03.834
7-	26.032	105.5	37.815	122.0	1:03.847	16-	25.522	105.9	37.713	121.3	1:03.235
8-	25.558	106.1	37.812	121.6	1:03.370	17-	26.121	89.3	40.388	119.6	1:06.509
9-	25.403	106.4	37.750	119.4	1:03.153	18-	25.775	102.8	41.239	106.5	1:07.014
56	Paul GREEN					T	Rotherham Trade				
1-	28.345	96.0	39.826	113.0	1:08.171	9-	26.017	102.6	38.515	117.7	1:04.532
2-	27.784	101.9	38.734	118.1	1:06.518	10-	26.228	103.6	38.661	117.3	1:04.889
3-	27.301	101.6	38.665	113.7	1:05.966	11-	26.320	103.4	39.550	116.1	1:05.870
4-	26.386	102.6	39.477	117.3	1:05.863	12-	26.118	104.1	38.698	117.9	1:04.816
5-	7:37.326	97.3	39.542	116.3	8:16.868	13-	2:50.419	100.9	39.413	118.8	3:29.832
6-	26.572	102.3	38.718	117.9	1:05.290	14-	25.655	103.8	38.569	116.7	1:04.224
7-	25.793	104.6	41.678	118.4	1:07.471	15-	26.336	102.2	37.828	119.8	1:04.164
8-	26.168	104.4	39.415	116.7	1:05.583						
64	William SAWYER					T					
1-	27.804	102.2	40.363	115.5	1:08.167	10-	25.541	105.9	38.221	117.7	1:03.762
2-	26.038	104.6	38.697	117.3	1:04.735	11-	25.238	106.2	37.931	117.5	1:03.169
3-	25.837	105.4	37.942	116.9	1:03.779	12-	25.298	106.1	37.682	117.1	1:02.980
4-	25.568	106.1	39.205	116.9	1:04.773	13-	25.966	105.2	41.961	114.7	1:07.927
5-	7:15.153	104.4	39.942	116.9	7:55.095	14-	25.319	105.2	37.772	116.5	1:03.091
6-	26.648	100.6	39.011	117.3	1:05.659	15-	25.415	105.4	37.708	116.5	1:03.123
7-	25.892	103.3	38.209	118.1	1:04.101	16-	25.389	105.5	37.843	116.9	1:03.232
8-	25.433	105.9	37.994	118.1	1:03.427	17-	25.744	104.1	38.140	116.1	1:03.884
9-	25.381	105.7	37.757	117.9	1:03.138	18-	26.639	92.0	49.449	110.9	1:16.088
66	Freddy PETT					M	Hughenden M40				
1-	25.305	106.4	38.011	123.6	1:03.316	10-	24.840	108.6	36.527	122.7	1:01.367
2-	25.733	107.9	37.125	122.0	1:02.858	11-	25.610	85.4	40.210	121.6	1:05.820
3-	24.495	111.0	36.946	125.2	1:01.441	12-	24.651	106.9	36.303	118.4	1:00.954
4-	25.690	108.8	37.059	122.9	1:02.749	13-	24.587	110.2	36.609	120.3	1:01.196
5-	24.507	109.5	36.534	122.2	1:01.041	14-	24.340	109.2	36.267	123.4	1:00.607
6-	7:05.458	107.1	37.876	119.2	7:43.334	15-	2:33.168	95.6	37.842	120.9	3:11.010
7-	25.829	109.0	37.247	119.8	1:03.076	16-	33.673	93.6	39.355	121.3	1:13.028

Weather / Track : Sunny / Dry

Mallory Park
Circuit Length = 1.4100 miles
Start: 11:50 End: 12:18

MCRCB BULLETIN TK045

2010 Triumph Triple Challenge QUALIFYING - SECTOR ANALYSIS

8-	24.591	109.9	36.352	120.9	1:00.943	17-	24.362	109.7	57.609	91.4	1:21.971
9-	24.981	110.1	36.133	121.6	1:01.114						
78	Ben MILLER M Jack Lilley Triumph										
1-	26.784	102.3	38.643	121.1	1:05.427	8-	25.286	108.4	37.905	121.8	1:03.191
2-	26.453	105.9	38.625	120.9	1:05.078	9-	25.432	107.1	38.945	121.1	1:04.377
3-	26.022	105.5	38.470	123.1	1:04.492	10-	25.297	105.2	37.690	120.9	1:02.987
4-	25.501	107.2	39.949	104.4	1:05.450	11-	25.211	107.1	37.477	120.5	1:02.688
5-	6:47.753	100.8	40.290	119.4	7:28.043	12-	25.061	107.9	37.529	120.5	1:02.590
6-	25.819	106.4	37.901	120.5	1:03.720	13-	25.226	108.4	37.205	121.8	1:02.431
7-	25.460	106.6	37.870	121.8	1:03.330						
80	Adam BOYLE M CNG & Bratus Enterprises Ltd										
1-	25.926	105.1	37.872	122.9	1:03.798	6-	7:34.181	105.2	38.303	120.7	8:12.484
2-	25.142	106.2	38.765	117.3	1:03.907	7-	25.589	107.4	37.375	120.5	1:02.964
3-	26.085	107.9	37.490	121.6	1:03.575	8-	24.849	108.3	37.152	122.2	1:02.001
4-	25.846	104.7	37.245	121.3	1:03.091	9-	26.373	107.9	37.407	120.7	1:03.780
5-	25.026	104.4	37.446	120.5	1:02.472	10-	25.487	104.1	37.972	119.0	1:03.459
81	Richard STEADMAN T										
1-	28.401	99.4	41.104	116.9	1:09.505	9-	25.873	105.4	38.986	119.8	1:04.859
2-	26.671	103.6	38.894	119.8	1:05.565	10-	26.092	107.1	38.153	117.9	1:04.245
3-	25.697	105.9	37.623	119.8	1:03.320	11-	25.819	105.1	37.846	120.0	1:03.665
4-	25.534	107.9	39.165	119.0	1:04.699	12-	25.826	107.2	38.048	119.0	1:03.874
5-	7:36.435	101.7	39.616	116.7	8:16.051	13-	25.399	106.6	37.682	119.4	1:03.081
6-	25.849	105.2	54.291	115.7	1:20.140	14-	2:36.204	104.9	37.999	120.7	3:14.203
7-	26.758	104.1	39.305	120.3	1:06.063	15-	25.539	105.9	38.414	120.3	1:03.953
8-	25.969	105.9	38.041	120.5	1:04.010	16-	25.621	105.7	37.614	119.0	1:03.235
88	Taryn SKINNER M										
1-	27.407	103.9	38.811	116.3	1:06.218	9-	25.962	106.9	37.272	119.6	1:03.234
2-	26.663	105.9	37.792	120.5	1:04.455	10-	25.800	107.1	37.587	119.8	1:03.387
3-	26.363	103.0	37.262	119.4	1:03.625	11-	25.557	107.1	37.245	119.4	1:02.802
4-	26.629	103.9	38.515	120.3	1:05.144	12-	2:18.811	97.3	38.568	118.6	2:57.379
5-	7:13.169	105.2	40.000	115.7	7:53.169	13-	25.939	106.1	37.520	120.3	1:03.459
6-	26.908	107.1	38.293	118.6	1:05.201	14-	25.622	106.6	37.913	121.1	1:03.535
7-	26.352	106.7	39.522	120.0	1:05.874	15-	25.613	106.7	42.813	118.4	1:08.426
8-	25.779	107.1	38.132	119.6	1:03.911	16-	26.019	104.9	37.050	120.0	1:03.069
89	Emmet O'GRADY M										
1-	27.245	104.7	41.302	119.6	1:08.547	9-	24.803	110.8	37.846	120.9	1:02.649
2-	26.275	106.4	38.330	121.3	1:04.605	10-	24.793	107.4	37.503	121.6	1:02.296
3-	25.187	109.3	37.161	122.2	1:02.348	11-	25.156	109.3	43.236	119.8	1:08.392
4-	24.958	110.4	37.384	122.0	1:02.342	12-	24.928	108.8	37.188	121.8	1:02.116
5-	24.805	109.3	51.112	93.6	1:15.917	13-	24.802	109.9	37.380	119.8	1:02.182
6-	6:56.111	106.6	40.983	119.0	7:37.094	14-	3:06.123	98.0	38.656	122.5	3:44.779
7-	25.173	109.0	39.745	120.0	1:04.918	15-	24.699	108.6	37.109	122.2	1:01.808
8-	24.975	109.7	42.118	119.8	1:07.093	16-	24.784	109.7	36.954	122.5	1:01.738
96	Toby MARKHAM M										
1-	25.768	107.1	37.889	124.3	1:03.657	3-	25.013	108.3	37.134	122.5	1:02.147
2-	24.941	109.0	37.645	122.2	1:02.586	4-	24.710	107.9	37.210	123.8	1:01.920
99	Tony HOMER T										
1-	31.083	93.1	45.141	107.2	1:16.224	10-	29.761	94.1	43.230	107.5	1:12.991
2-	30.470	94.1	43.538	107.7	1:14.008	11-	29.478	95.2	42.956	106.9	1:12.434
3-	29.779	94.0	43.880	106.7	1:13.659	12-	30.412	96.3	44.215	106.5	1:14.627
4-	29.511	94.1	43.893	105.8	1:13.404	13-	29.922	93.4	43.396	106.5	1:13.318
5-	6:52.713	96.3	43.001	106.3	7:35.714	14-	29.585	94.8	43.655	107.2	1:13.240
6-	29.669	97.9	42.642	108.4	1:12.311	15-	29.622	93.8	43.906	107.4	1:13.528
7-	29.247	97.0	42.727	107.4	1:11.974	16-	29.359	94.9	43.099	106.9	1:12.458
8-	29.654	98.4	42.579	106.3	1:12.233	17-	29.516	94.3	42.342	108.1	1:11.858
9-	29.888	96.7	43.169	106.7	1:13.057						

Weather / Track : Sunny / Dry

Mallory Park
Circuit Length = 1.4100 miles
Start: 11:50 End: 12:18

MCRCB BULLETIN TK046

2010 Triumph Triple Challenge

QUALIFYING - SPEED TRAPS

SECTOR 1				SECTOR 2			FINISH LINE			
POS	NO	NAME	MPH	NO	NAME	MPH	NO	NAME	MPH	
1	6	Thomas HAYWARD	112.3				66	Freddy PETT	125.2	
2	13	Chris NORTHOVER	112.3				6	Thomas HAYWARD	124.7	
3	66	Freddy PETT	111.0				13	Chris NORTHOVER	124.3	
4	89	Emmet O'GRADY	110.8				96	Toby MARKHAM	124.3	
5	18	Lee VERNON	110.6				37	Dean STIMPSON	124.0	
6	9	Philip ATKINSON	110.4				9	Philip ATKINSON	123.8	
7	7	James DYE	109.2				18	Lee VERNON	123.8	
8	34	Stephanie WADDELOW	109.0				78	Ben MILLER	123.1	
9	96	Toby MARKHAM	109.0				80	Adam BOYLE	122.9	
10	37	Dean STIMPSON	108.6				7	James DYE	122.5	
11	78	Ben MILLER	108.4				89	Emmet O'GRADY	122.5	
12	80	Adam BOYLE	108.3				23	Michael RUSSELL	122.0	
13	3	Adam KEMP	107.9				34	Stephanie WADDELOW	122.0	
14	23	Michael RUSSELL	107.9				51	Jamie POOLE	122.0	
15	81	Richard STEADMAN	107.9				3	Adam KEMP	121.8	
16	8	Ben HARDY	107.4				8	Ben HARDY	121.3	
17	22	Duncan KNOX	107.4				88	Taryn SKINNER	121.1	
18	88	Taryn SKINNER	107.4				22	Duncan KNOX	120.9	
19	4	Chad HASHMI	106.6				81	Richard STEADMAN	120.7	
20	31	Jonathan WOODWARD	106.4				4	Chad HASHMI	120.5	
21	51	Jamie POOLE	106.4				31	Jonathan WOODWARD	119.8	
22	64	William SAWYER	106.2				56	Paul GREEN	119.8	
23	12	Ashley JONES	104.6				12	Ashley JONES	118.8	
24	56	Paul GREEN	104.6				64	William SAWYER	118.1	
25	47	Marcus COURT	103.0				47	Marcus COURT	116.3	
26	99	Tony HOMER	98.4				99	Tony HOMER	108.4	

Weather / Track : Sunny / Dry

Mallory Park
Circuit Length = 1.4100 miles
Start: 11:50 End: 12:18

MCRCB BULLETIN TK047

2010 Triumph Triple Challenge

QUALIFYING - BEST SECTOR TIMES

SECTOR 1			SECTOR 2			IDEAL / BEST COMPARISON						
POS	NO	NAME	TIME	NO	NAME	TIME	POS	NO	NAME	IDEAL	BEST	DIFF
1	9	ATKINSON	24.243	9	ATKINSON	36.130	1	9	ATKINSON	1:00.373	1:00.474	0.101
2	66	PETT	24.340	66	PETT	36.133	2	66	PETT	1:00.473	1:00.607	0.134
3	13	NORTHOVER	24.473	13	NORTHOVER	36.429	3	13	NORTHOVER	1:00.902	1:01.123	0.221
4	6	HAYWARD	24.556	7	DYE	36.643	4	7	DYE	1:01.341	1:01.494	0.153
5	7	DYE	24.698	6	HAYWARD	36.811	5	6	HAYWARD	1:01.367	1:01.367	0.000
6	89	O'GRADY	24.699	4	HASHMI	36.911	6	89	O'GRADY	1:01.653	1:01.738	0.085
7	96	MARKHAM	24.710	23	RUSSELL	36.915	7	23	RUSSELL	1:01.748	1:01.755	0.007
8	18	VERNON	24.815	89	O'GRADY	36.954	8	96	MARKHAM	1:01.844	1:01.920	0.076
9	23	RUSSELL	24.833	88	SKINNER	37.050	9	80	BOYLE	1:02.001	1:02.001	0.000
10	34	WADDELOW	24.836	96	MARKHAM	37.134	10	18	VERNON	1:02.027	1:02.144	0.117
11	80	BOYLE	24.849	80	BOYLE	37.152	11	4	HASHMI	1:02.091	1:02.137	0.046
12	78	MILLER	25.061	78	MILLER	37.205	12	34	WADDELOW	1:02.209	1:02.565	0.356
13	4	HASHMI	25.180	18	VERNON	37.212	13	78	MILLER	1:02.266	1:02.431	0.165
14	64	SAWYER	25.238	22	KNOX	37.283	14	88	SKINNER	1:02.607	1:02.802	0.195
15	81	STEADMAN	25.250	34	WADDELOW	37.373	15	22	KNOX	1:02.637	1:02.728	0.091
16	22	KNOX	25.354	37	STIMPSON	37.598	16	81	STEADMAN	1:02.864	1:03.081	0.217
17	3	KEMP	25.360	81	STEADMAN	37.614	17	64	SAWYER	1:02.920	1:02.980	0.060
18	51	POOLE	25.403	64	SAWYER	37.682	18	37	STIMPSON	1:03.022	1:03.090	0.068
19	37	STIMPSON	25.424	31	WOODWARD	37.690	19	3	KEMP	1:03.073	1:03.141	0.068
20	31	WOODWARD	25.469	3	KEMP	37.713	20	51	POOLE	1:03.116	1:03.153	0.037
21	88	SKINNER	25.557	51	POOLE	37.713	21	31	WOODWARD	1:03.159	1:03.318	0.159
22	56	GREEN	25.655	56	GREEN	37.828	22	56	GREEN	1:03.483	1:04.164	0.681
23	8	HARDY	25.775	8	HARDY	37.940	23	8	HARDY	1:03.715	1:04.006	0.291
24	47	COURT	26.122	47	COURT	39.516	24	47	COURT	1:05.638	1:05.638	0.000
25	12	JONES	26.567	12	JONES	40.381	25	12	JONES	1:06.948	1:06.948	0.000
26	99	HOMER	29.247	99	HOMER	42.342	26	99	HOMER	1:11.589	1:11.858	0.269
Perfect lap										1:00.373		


Weather / Track : Sunny / Dry

Mallory Park
Circuit Length = 1.4100 miles
Start: 11:50 End: 12:18

MCRCB BULLETIN TK048

2010 Triumph Triple Challenge

RACES 1 & 3 - GRID

ROW 7			1:11.858		1:06.948
			99 Tony HOMER		12 Ashley JONES
ROW 6	1:05.638	1:04.164	1:04.006	1:03.318	
	47 Marcus COURT	56 Paul GREEN	8 Ben HARDY	31 Jonathan WOODWARD	
ROW 5	1:03.153	1:03.141	1:03.090	1:03.081	
	51 Jamie POOLE	3 Adam KEMP	37 Dean STIMPSON	81 Richard STEADMAN	
ROW 4	1:02.980	1:02.802	1:02.728	1:02.565	
	64 William SAWYER	88 Taryn SKINNER	22 Duncan KNOX	34 Stephanie WADDELOW	
ROW 3	1:02.431	1:02.144	1:02.137	1:02.001	
	78 Ben MILLER	18 Lee VERNON	4 Chad HASHMI	80 Adam BOYLE	
ROW 2	1:01.920	1:01.755	1:01.738	1:01.494	
	96 Toby MARKHAM	23 Michael RUSSELL	89 Emmet O'GRADY	7 James DYE	
ROW 1	1:01.367	1:01.123	1:00.607	1:00.474	
	6 Thomas HAYWARD	13 Chris NORTHOVER	66 Freddy PETT	9 Philip ATKINSON	
Pole					
					

Mallory Park
Circuit Length = 1.4100 miles

Race Director :	Stewards :	Timekeeper :
-----------------	------------	--------------

MCRCB BULLETIN TK079

2010 Triumph Triple Challenge RACE 1 - CLASSIFICATION

POS	NO	CL	NAME	ENTRY	LAPS	TIME	GAP	DIFF	MPH	BEST	ON
1	13	M	Chris NORTHOVER	Triumph - Destination Triumph/HEL	12	12:24.529			81.81	1:00.710	10
2	66	M	Freddy PETT	Triumph - Hughenden M40	12	12:24.904	0.375	0.375	81.77	1:00.850	9
3	9	M	Philip ATKINSON	Triumph -	12	12:24.929	0.400	0.025	81.76	1:00.957	10
4	7	M	James DYE	Triumph - Halo Leathers	12	12:25.155	0.626	0.226	81.74	1:00.729	10
5	89	M	Emmet O'GRADY	Triumph -	12	12:25.596	1.067	0.441	81.69	1:01.329	10
6	6	M	Thomas HAYWARD	Triumph - Daniel Watson Racing	12	12:26.110	1.581	0.514	81.64	1:01.464	4
7	18	M	Lee VERNON	Triumph - ARJO Racing	12	12:39.525	14.996	13.415	80.19	1:01.990	5
8	23	M	Michael RUSSELL	Triumph - PLC Site Services	12	12:39.586	15.057	0.061	80.19	1:01.918	4
9	96	M	Toby MARKHAM	Triumph -	12	12:44.033	19.504	4.447	79.72	1:02.403	5
10	4	T	Chad HASHMI	Triumph - Mission Integrated Systems	12	12:49.373	24.844	5.340	79.17	1:02.743	8
11	80	M	Adam BOYLE	Triumph - CNG & Brabus Enterprises Ltd	12	12:50.671	26.142	1.298	79.03	1:02.511	5
12	31	M	Jonathan WOODWARD	Triumph - Blackburn Construction Services	12	12:51.484	26.955	0.813	78.95	1:02.863	12
13	51	T	Jamie POOLE	Triumph - BSD Racing	12	12:54.417	29.888	2.933	78.65	1:02.981	5
14	81	T	Richard STEADMAN	Triumph -	12	12:56.337	31.808	1.920	78.46	1:03.316	4
15	64	T	William SAWYER	Triumph -	12	12:59.494	34.965	3.157	78.14	1:03.448	5
16	56	T	Paul GREEN	Triumph - Rotherham Trade	12	13:00.774	36.245	1.280	78.01	1:02.815	3
17	3	T	Adam KEMP	Triumph - Halo Leathers	12	13:05.991	41.462	5.217	77.49	1:03.745	8
18	8	M	Ben HARDY	Triumph - Clan Ceramics/RAF	12	13:12.841	48.312	6.850	76.82	1:04.679	3
19	12	M	Ashley JONES	Triumph -	11	12:24.834	1 lap	1 lap	74.96	1:05.571	7
20	99	T	Tony HOMER	Triumph -	10	12:30.263	2 laps	1 lap	67.65	1:11.474	2

NOT CLASSIFIED

DNF	78	M	Ben MILLER	Triumph - Jack Lilley Triumph	10	10:39.919	2 laps		79.32	1:02.004	9
DNF	88	M	Taryn SKINNER	Triumph -	9	9:35.488	3 laps	1 lap	79.38	1:02.818	3
DNF	22	T	Duncan KNOX	Triumph - Level Peaks	9	9:35.888	3 laps	0.400	79.32	1:02.472	9
DNF	47	M	Marcus COURT	Triumph - Dad	9	10:11.542	3 laps	35.654	74.70	1:06.032	8

FASTEST LAP

13	M	Chris NORTHOVER	Triumph - Destination Triumph/HEL	10	1:00.710	83.61 mph	134.55 kph
22	T	Duncan KNOX	Triumph - Level Peaks	9	1:02.472	81.25 mph	130.76 kph

Weather / Track : Sunny / Dry

These results are provisional until the conclusion of any judicial and technical matters.

Mallory Park

Circuit Length = 1.4100 miles

Start: 16:31 End: 16:44

Race Director :

Stewards :

Timekeeper :

MCRCB BULLETIN TK080

2010 Triumph Triple Challenge

RACE 1 - LAP CHART

Lap 1			Lap 2			Lap 3			Lap 4			Lap 5		
No	Behind	Laptime	No	Behind	Laptime	No	Behind	Laptime	No	Behind	Laptime	No	Behind	Laptime
66		1:05.090	66		1:01.159	13		1:01.744	13		1:02.127	13		1:01.663
13	0.526	1:05.616	13	0.479	1:01.112	66	0.102	1:02.325	66	0.131	1:02.156	66	0.270	1:01.802
9	0.693	1:05.783	9	0.695	1:01.161	9	0.197	1:01.725	7	0.412	1:01.817	7	0.446	1:01.697
7	1.271	1:06.361	7	1.166	1:01.054	7	0.722	1:01.779	9	0.709	1:02.639	9	0.652	1:01.606
89	1.770	1:06.860	89	2.200	1:01.589	89	1.635	1:01.658	89	0.997	1:01.489	89	1.121	1:01.787
6	2.241	1:07.331	6	2.889	1:01.807	6	2.329	1:01.663	6	1.666	1:01.464	6	1.675	1:01.672
18	3.078	1:08.168	18	4.535	1:02.616	18	4.639	1:02.327	18	4.935	1:02.423	18	5.262	1:01.990
4	3.689	1:08.779	23	4.969	1:02.426	23	5.552	1:02.806	23	5.343	1:01.918	23	5.972	1:02.292
23	3.702	1:08.792	4	5.958	1:03.428	4	6.796	1:03.061	4	8.071	1:03.402	88	9.769	1:02.959
88	4.567	1:09.657	88	6.987	1:03.579	88	7.582	1:02.818	88	8.473	1:03.018	4	10.106	1:03.698
78	5.027	1:10.117	80	7.587	1:03.411	96	9.000	1:03.032	96	9.443	1:02.570	96	10.183	1:02.403
80	5.335	1:10.425	96	8.191	1:03.401	80	9.289	1:03.925	80	9.832	1:02.670	80	10.680	1:02.511
96	5.949	1:11.039	78	8.714	1:04.846	78	9.799	1:03.308	78	10.859	1:03.187	78	11.635	1:02.439
81	6.161	1:11.251	56	9.734	1:04.368	56	10.326	1:02.815	22	11.222	1:02.576	22	12.094	1:02.535
22	6.295	1:11.385	22	9.966	1:04.830	22	10.773	1:03.030	56	11.647	1:03.448	56	14.122	1:04.138
56	6.525	1:11.615	81	10.157	1:05.155	81	11.371	1:03.437	81	12.560	1:03.316	81	14.426	1:03.529
51	6.816	1:11.906	51	10.241	1:04.584	31	12.067	1:03.444	31	13.119	1:03.179	51	14.509	1:02.981
31	7.333	1:12.423	31	10.846	1:04.672	51	12.280	1:04.262	51	13.191	1:03.038	31	14.786	1:03.330
8	8.351	1:13.441	8	12.546	1:05.354	8	15.002	1:04.679	64	17.632	1:04.151	64	19.417	1:03.448
3	9.086	1:14.176	3	13.015	1:05.088	64	15.608	1:04.348	8	17.883	1:05.008	8	21.085	1:04.865
64	9.358	1:14.448	64	13.483	1:05.284	3	15.887	1:05.095	3	18.234	1:04.474	3	21.500	1:04.929
47	10.819	1:15.909	47	17.097	1:07.437	47	21.978	1:07.104	47	27.269	1:07.418	47	32.829	1:07.223
12	12.624	1:17.714	12	19.605	1:08.140	12	25.235	1:07.853	12	29.794	1:06.686	12	34.470	1:06.339
99	13.816	1:18.906	99	24.131	1:11.474	99	33.846	1:11.938	99	43.871	1:12.152	99	54.602	1:12.394

Weather / Track : Sunny / Dry

Mallory Park
 Circuit Length = 1.4100 miles
 Start: 16:31 End: 16:44

MCRCB BULLETIN TK080

2010 Triumph Triple Challenge

RACE 1 - LAP CHART

Lap 6			Lap 7			Lap 8			Lap 9			Lap 10		
No	Behind	Laptime	No	Behind	Laptime	No	Behind	Laptime	No	Behind	Laptime	No	Behind	Laptime
13		1:01.467	13		1:02.099	66		1:01.597	66		1:00.850	66		1:01.115
66	0.198	1:01.395	66	0.236	1:02.137	13	0.203	1:02.036	13	0.558	1:01.205	13	0.153	1:00.710
7	0.572	1:01.593	7	0.403	1:01.930	7	0.788	1:02.218	7	1.297	1:01.359	7	0.911	1:00.729
9	0.652	1:01.467	9	0.615	1:02.062	9	0.869	1:02.087	9	1.361	1:01.342	9	1.203	1:00.957
89	1.482	1:01.828	89	1.246	1:01.863	89	1.240	1:01.827	89	2.171	1:01.781	89	2.385	1:01.329
6	1.930	1:01.722	6	1.668	1:01.837	6	1.660	1:01.825	6	2.473	1:01.663	6	2.846	1:01.488
18	6.070	1:02.275	18	7.050	1:03.079	18	8.103	1:02.886	18	10.233	1:02.980	18	12.224	1:03.106
23	6.604	1:02.099	23	7.491	1:02.986	23	8.274	1:02.616	23	10.262	1:02.838	23	12.313	1:03.166
88	11.652	1:03.350	96	13.017	1:03.135	96	13.803	1:02.619	96	16.049	1:03.096	96	17.447	1:02.513
96	11.981	1:03.265	88	13.315	1:03.762	88	14.349	1:02.867	78	16.216	1:02.004	78	20.293	1:05.192
4	12.290	1:03.651	4	13.629	1:03.438	4	14.539	1:02.743	88	16.977	1:03.478	4	21.511	1:04.849
80	12.567	1:03.354	80	14.184	1:03.716	78	15.062	1:02.350	22	17.377	1:02.472	80	22.020	1:04.906
22	13.367	1:02.740	78	14.545	1:02.774	22	15.755	1:02.560	4	17.777	1:04.088	31	25.843	1:03.809
78	13.870	1:03.702	22	15.028	1:03.760	80	15.970	1:03.619	80	18.229	1:03.109	51	26.545	1:04.782
56	16.054	1:03.399	99	1 LAP	1:26.880	56	19.901	1:03.678	51	22.878	1:03.559	56	29.086	1:06.336
51	16.187	1:03.145	56	18.056	1:04.101	51	20.169	1:03.547	31	23.149	1:03.217	81	29.449	1:06.427
81	16.965	1:04.006	51	18.455	1:04.367	31	20.782	1:03.848	56	23.865	1:04.814	64	31.536	1:04.469
31	17.401	1:04.082	31	18.767	1:03.465	81	21.156	1:03.808	81	24.137	1:03.831	3	35.594	1:04.559
64	21.571	1:03.621	81	19.181	1:04.315	64	25.022	1:03.795	64	28.182	1:04.010	8	42.732	1:07.632
8	24.450	1:04.832	64	23.060	1:03.588	3	28.889	1:03.745	3	32.150	1:04.111	99	1 LAP	1:12.601
3	24.710	1:04.677	3	26.977	1:04.366	8	31.715	1:05.810	8	36.215	1:05.350	12	57.815	1:06.791
47	38.167	1:06.805	8	27.738	1:05.387	99	1 LAP	1:15.982	99	1 LAP	1:12.717			
12	38.581	1:05.578	12	42.053	1:05.571	12	46.102	1:05.882	12	52.139	1:06.887			
			47	42.985	1:06.917	47	47.184	1:06.032	47	53.031	1:06.697			

Weather / Track : Sunny / Dry

Mallory Park
 Circuit Length = 1.4100 miles
 Start: 16:31 End: 16:44

MCRCB BULLETIN TK080

2010 Triumph Triple Challenge

RACE 1 - LAP CHART

Lap 11			Lap 12		
No	Behind	Laptime	No	Behind	Laptime
13		1:02.028	13		1:02.722
66	0.187	1:02.368	12	1 LAP	1:07.393
9	0.789	1:01.767	66	0.375	1:02.910
7	1.158	1:02.428	9	0.400	1:02.333
89	2.058	1:01.854	7	0.626	1:02.190
6	2.285	1:01.620	89	1.067	1:01.731
18	13.771	1:03.728	6	1.581	1:02.018
23	14.495	1:04.363	99	2 LAPS	1:15.219
96	18.489	1:03.223	18	14.996	1:03.947
4	23.430	1:04.100	23	15.057	1:03.284
80	23.433	1:03.594	96	19.504	1:03.737
31	26.814	1:03.152	4	24.844	1:04.136
51	28.450	1:04.086	80	26.142	1:05.431
81	30.778	1:03.510	31	26.955	1:02.863
56	33.024	1:06.119	51	29.888	1:04.160
64	33.680	1:04.325	81	31.808	1:03.752
3	38.909	1:05.496	64	34.965	1:04.007
8	45.873	1:05.322	56	36.245	1:05.943
			3	41.462	1:05.275
			8	48.312	1:05.161

Weather / Track : Sunny / Dry

Mallory Park
Circuit Length = 1.4100 miles
Start: 16:31 End: 16:44

MCRCB BULLETIN TK081

2010 Triumph Triple Challenge RACE 1 - POSITION CHART

No	Name	Laps Pos	Laps											
			1	2	3	4	5	6	7	8	9	10	11	12
66	Freddy PETT	1	66	66	13	13	13	13	13	66	66	66	13	13
13	Chris NORTHOVER	2	13	13	66	66	66	66	66	13	13	13	66	66
9	Philip ATKINSON	3	9	9	9	7	7	7	7	7	7	7	9	9
7	James DYE	4	7	7	7	9	9	9	9	9	9	9	7	7
89	Emmet O'GRADY	5	89	89	89	89	89	89	89	89	89	89	89	89
6	Thomas HAYWARD	6	6	6	6	6	6	6	6	6	6	6	6	6
18	Lee VERNON	7	18	18	18	18	18	18	18	18	18	18	18	18
4	Chad HASHMI	8	4	23	23	23	23	23	23	23	23	23	23	23
23	Michael RUSSELL	9	23	4	4	4	88	88	96	96	96	96	96	96
88	Taryn SKINNER	10	88	88	88	88	4	96	88	88	78	78	4	4
78	Ben MILLER	11	78	80	96	96	96	4	4	4	88	4	80	80
80	Adam BOYLE	12	80	96	80	80	80	80	80	78	22	80	31	31
96	Toby MARKHAM	13	96	78	78	78	78	22	78	22	4	31	51	51
81	Richard STEADMAN	14	81	56	56	22	22	78	22	80	80	51	81	81
22	Duncan KNOX	15	22	22	22	56	56	56	56	56	51	56	56	64
56	Paul GREEN	16	56	81	81	81	81	51	51	51	31	81	64	56
51	Jamie POOLE	17	51	51	31	31	51	81	31	31	56	64	3	3
31	Jonathan WOODWARD	18	31	31	51	51	31	31	81	81	81	3	8	8
8	Ben HARDY	19	8	8	8	64	64	64	64	64	64	8	12	
3	Adam KEMP	20	3	3	64	8	8	8	3	3	3	12		
64	William SAWYER	21	64	64	3	3	3	3	8	8	8	99		
47	Marcus COURT	22	47	47	47	47	47	47	12	12	12			
12	Ashley JONES	23	12	12	12	12	12	12	47	47	47			
99	Tony HOMER	24	99	99	99	99	99	99	99	99	99			

Weather / Track : Sunny / Dry

Mallory Park
Circuit Length = 1.4100 miles
Start: 16:31 End: 16:44

MCRCB BULLETIN TK082

2010 Triumph Triple Challenge RACE 1 - SECTOR ANALYSIS

3	Adam KEMP				T	Halo Leathers					
1-		104.9	40.445	120.5	1:14.176	7-	25.997	107.9	38.369	120.3	1:04.366
2-	26.502	106.7	38.586	118.8	1:05.088	8-	25.652	107.2	38.093	119.4	1:03.745
3-	25.867	107.0	39.228	117.7	1:05.095	9-	25.895	106.5	38.216	118.1	1:04.111
4-	25.637	107.4	38.837	120.5	1:04.474	10-	25.623	106.2	38.936	114.9	1:04.559
5-	25.960	106.9	38.969	119.8	1:04.929	11-	26.727	106.4	38.769	116.9	1:05.496
6-	25.886	101.8	38.791	119.8	1:04.677	12-	25.924	108.4	39.351	115.9	1:05.275
4	Chad HASHMI				T	Mission Integrated Systems					
1-		105.2	38.352	116.5	1:08.779	7-	25.788	103.6	37.650	116.9	1:03.438
2-	25.766	103.2	37.662	117.5	1:03.428	8-	25.508	104.5	37.235	117.9	1:02.743
3-	25.521	104.2	37.540	117.3	1:03.061	9-	25.346	104.0	38.742	114.7	1:04.088
4-	25.594	104.9	37.808	116.7	1:03.402	10-	25.288	104.2	39.561	109.8	1:04.849
5-	25.660	104.2	38.038	116.1	1:03.698	11-	25.828	104.5	38.272	113.9	1:04.100
6-	26.103	105.5	37.548	117.1	1:03.651	12-	25.849	103.2	38.287	115.3	1:04.136
6	Thomas HAYWARD				M	Daniel Watson Racing					
1-		109.1	37.843	124.0	1:07.331	7-	24.795	109.8	37.042	124.5	1:01.837
2-	24.479	110.4	37.328	123.4	1:01.807	8-	24.722	109.5	37.103	124.7	1:01.825
3-	24.701	110.4	36.962	124.5	1:01.663	9-	24.837	108.4	36.826	123.8	1:01.663
4-	24.502	110.6	36.962	124.5	1:01.464	10-	24.761	110.9	36.727	123.8	1:01.488
5-	24.621	111.5	37.051	123.1	1:01.672	11-	24.693	109.1	36.927	124.0	1:01.620
6-	24.629	112.2	37.093	124.3	1:01.722	12-	24.861	109.5	37.157	122.5	1:02.018
7	James DYE				M	Halo Leathers					
1-		109.3	37.219	121.3	1:06.361	7-	25.158	107.4	36.772	123.4	1:01.930
2-	24.728	106.0	36.326	122.5	1:01.054	8-	24.877	110.2	37.341	122.5	1:02.218
3-	24.798	106.5	36.981	122.7	1:01.779	9-	24.794	108.1	36.565	120.9	1:01.359
4-	24.735	108.9	37.082	124.0	1:01.817	10-	24.358	107.7	36.371	121.1	1:00.729
5-	24.750	108.9	36.947	123.8	1:01.697	11-	24.644	108.4	37.784	122.0	1:02.428
6-	24.733	109.1	36.860	122.5	1:01.593	12-	24.950	107.5	37.240	122.7	1:02.190
8	Ben HARDY				M	Clan Ceramics/RAF					
1-		103.7	40.379	120.9	1:13.441	7-	26.131	106.2	39.256	120.3	1:05.387
2-	26.289	104.7	39.065	120.7	1:05.354	8-	26.170	105.5	39.640	119.6	1:05.810
3-	25.996	105.4	38.683	119.8	1:04.679	9-	26.243	107.2	39.107	118.8	1:05.350
4-	25.943	106.0	39.065	119.8	1:05.008	10-	26.934	107.2	40.698	118.1	1:07.632
5-	26.126	105.5	38.739	120.0	1:04.865	11-	26.587	106.4	38.735	119.8	1:05.322
6-	26.171	105.0	38.661	120.0	1:04.832	12-	26.485	106.9	38.676	119.4	1:05.161
9	Philip ATKINSON				M						
1-		110.4	37.101	122.9	1:05.783	7-	25.170	108.9	36.892	123.4	1:02.062
2-	24.628	109.5	36.533	123.4	1:01.161	8-	24.870	110.7	37.217	119.8	1:02.087
3-	24.759	109.3	36.966	124.3	1:01.725	9-	24.890	108.4	36.452	122.5	1:01.342
4-	24.999	109.8	37.640	123.4	1:02.639	10-	24.525	109.5	36.432	122.2	1:00.957
5-	24.694	109.8	36.912	123.6	1:01.606	11-	24.660	109.8	37.107	121.1	1:01.767
6-	24.704	110.0	36.763	124.0	1:01.467	12-	24.714	109.8	37.619	117.5	1:02.333
12	Ashley JONES				M						
1-		95.9	42.360	114.1	1:17.714	7-	25.533	104.4	40.038	116.9	1:05.571
2-	27.121	99.4	41.019	113.7	1:08.140	8-	25.801	102.5	40.081	115.1	1:05.882
3-	26.679	102.9	41.174	114.3	1:07.853	9-	26.638	100.9	40.249	115.3	1:06.887
4-	26.505	103.6	40.181	116.1	1:06.686	10-	25.988	104.0	40.803	114.5	1:06.791
5-	26.043	104.0	40.296	118.4	1:06.339	11-	27.066	102.6	40.327	117.7	1:07.393
6-	25.664	103.9	39.914	120.5	1:05.578						
13	Chris NORTHOVER				M	Destination Triumph/HEL					
1-		112.0	37.118	122.2	1:05.616	7-	25.016	110.6	37.083	122.0	1:02.099
2-	24.557	109.7	36.555	122.0	1:01.112	8-	24.917	110.7	37.119	123.8	1:02.036
3-	24.635	110.6	37.109	122.2	1:01.744	9-	25.111	110.4	36.094	120.9	1:01.205
4-	24.868	110.4	37.259	121.8	1:02.127	10-	24.507	109.7	36.203	121.6	1:00.710
5-	24.772	109.5	36.891	122.0	1:01.663	11-	24.858	112.4	37.170	119.8	1:02.028

Weather / Track : Sunny / Dry

Mallory Park
Circuit Length = 1.4100 miles
Start: 16:31 End: 16:44

MCRCB BULLETIN TK082

2010 Triumph Triple Challenge RACE 1 - SECTOR ANALYSIS

6-	24.646	111.5	36.821	121.6	1:01.467	12-	24.734	111.5	37.988	121.1	1:02.722
18	Lee VERNON					M	ARJO Racing				
1-		108.4	38.193	123.4	1:08.168	7-	24.962	107.4	38.117	120.7	1:03.079
2-	25.108	107.5	37.508	122.9	1:02.616	8-	25.194	109.1	37.692	122.2	1:02.886
3-	25.069	109.8	37.258	122.0	1:02.327	9-	25.042	108.6	37.938	118.1	1:02.980
4-	25.035	108.8	37.388	122.5	1:02.423	10-	25.316	108.4	37.790	119.4	1:03.106
5-	24.691	109.3	37.299	122.7	1:01.990	11-	25.144	109.3	38.584	118.1	1:03.728
6-	25.035	108.8	37.240	123.1	1:02.275	12-	25.518	107.9	38.429	120.7	1:03.947
22	Duncan KNOX					T	Level Peaks				
1-		104.9	39.582	121.6	1:11.385	6-	24.991	107.7	37.749	120.7	1:02.740
2-	25.531	104.9	39.299	119.0	1:04.830	7-	25.513	106.0	38.247	121.1	1:03.760
3-	25.667	103.7	37.363	121.1	1:03.030	8-	25.169	105.4	37.391	119.6	1:02.560
4-	25.230	105.0	37.346	121.8	1:02.576	9-	25.155	105.5	37.317	119.2	1:02.472
5-	25.399	103.9	37.136	121.8	1:02.535						
23	Michael RUSSELL					M	PLC Site Services				
1-		105.0	38.172	122.2	1:08.792	7-	25.207	106.4	37.779	120.5	1:02.986
2-	25.052	106.0	37.374	119.8	1:02.426	8-	25.163	105.7	37.453	120.3	1:02.616
3-	25.028	106.4	37.778	120.3	1:02.806	9-	25.177	106.2	37.661	119.6	1:02.838
4-	24.915	106.4	37.003	121.6	1:01.918	10-	25.510	106.5	37.656	118.1	1:03.166
5-	24.997	104.2	37.295	120.9	1:02.292	11-	25.334	106.7	39.029	119.0	1:04.363
6-	24.955	107.0	37.144	120.9	1:02.099	12-	25.149	107.2	38.135	120.3	1:03.284
31	Jonathan WOODWARD					M	Blackburn Construction Services				
1-		104.0	39.823	119.2	1:12.423	7-	25.561	106.4	37.904	119.6	1:03.465
2-	25.788	107.0	38.884	119.2	1:04.672	8-	25.552	105.5	38.296	120.9	1:03.848
3-	25.768	105.2	37.676	120.5	1:03.444	9-	25.579	105.4	37.638	117.7	1:03.217
4-	25.474	105.8	37.705	119.8	1:03.179	10-	25.297	105.4	38.512	116.3	1:03.809
5-	25.277	105.5	38.053	121.1	1:03.330	11-	25.462	104.7	37.690	117.7	1:03.152
6-	26.056	106.7	38.026	118.8	1:04.082	12-	25.178	105.0	37.685	119.8	1:02.863
47	Marcus COURT					M	Dad				
1-		100.3	41.470	113.2	1:15.909	6-	26.670	102.3	40.135	115.3	1:06.805
2-	27.019	100.2	40.418	113.7	1:07.437	7-	26.683	103.2	40.234	116.5	1:06.917
3-	26.842	103.6	40.262	115.3	1:07.104	8-	26.425	103.1	39.607	113.4	1:06.032
4-	26.990	101.8	40.428	114.5	1:07.418	9-	26.463	104.0	40.234	113.2	1:06.697
5-	26.952	102.0	40.271	112.6	1:07.223						
51	Jamie POOLE					T	BSD Racing				
1-		106.5	39.898	122.2	1:11.906	7-	26.215	107.0	38.152	120.3	1:04.367
2-	26.140	105.2	38.444	122.0	1:04.584	8-	25.690	105.0	37.857	120.9	1:03.547
3-	25.938	105.8	38.324	122.5	1:04.262	9-	25.810	107.0	37.749	119.2	1:03.559
4-	25.611	104.9	37.427	121.3	1:03.038	10-	25.867	106.0	38.915	119.2	1:04.782
5-	25.458	106.2	37.523	121.6	1:02.981	11-	25.778	106.2	38.308	119.4	1:04.086
6-	25.792	104.2	37.353	121.3	1:03.145	12-	25.758	104.5	38.402	118.4	1:04.160
56	Paul GREEN					T	Rotherham Trade				
1-		106.7	39.324	120.0	1:11.615	7-	26.246	105.2	37.855	117.1	1:04.101
2-	25.661	106.4	38.707	117.5	1:04.368	8-	25.687	104.9	37.991	116.9	1:03.678
3-	25.158	106.0	37.657	119.0	1:02.815	9-	25.949	104.7	38.865	116.1	1:04.814
4-	25.162	105.7	38.286	118.6	1:03.448	10-	27.049	105.2	39.287	115.7	1:06.336
5-	25.429	104.7	38.709	115.5	1:04.138	11-	26.851	104.5	39.268	117.3	1:06.119
6-	25.607	105.7	37.792	118.1	1:03.399	12-	25.980	105.5	39.963	115.1	1:05.943
64	William SAWYER					T					
1-		102.0	41.544	116.9	1:14.448	7-	25.490	105.0	38.098	116.5	1:03.588
2-	26.930	103.4	38.354	117.1	1:05.284	8-	25.741	103.4	38.054	116.5	1:03.795
3-	25.711	104.4	38.637	117.3	1:04.348	9-	25.891	104.4	38.119	113.7	1:04.010
4-	25.538	105.5	38.613	115.9	1:04.151	10-	25.803	104.7	38.666	114.9	1:04.469
5-	25.263	105.0	38.185	115.9	1:03.448	11-	25.783	103.4	38.542	116.7	1:04.325
6-	25.792	104.9	37.829	116.9	1:03.621	12-	25.603	106.2	38.404	116.7	1:04.007

Weather / Track : Sunny / Dry

Mallory Park
Circuit Length = 1.4100 miles
Start: 16:31 End: 16:44

MCRCB BULLETIN TK082

2010 Triumph Triple Challenge RACE 1 - SECTOR ANALYSIS

66	Freddy PETT		M		Hughenden M40						
1-		108.9	36.945	117.7	1:05.090	7-	24.997	108.4	37.140	120.7	1:02.137
2-	24.668	107.4	36.491	117.3	1:01.159	8-	24.878	109.7	36.719	118.1	1:01.597
3-	24.994	108.1	37.331	122.7	1:02.325	9-	24.597	108.4	36.253	117.1	1:00.850
4-	24.934	110.0	37.222	121.6	1:02.156	10-	24.481	108.8	36.634	116.9	1:01.115
5-	24.843	109.3	36.959	119.8	1:01.802	11-	24.868	109.1	37.500	117.3	1:02.368
6-	24.581	109.5	36.814	121.3	1:01.395	12-	24.805	109.7	38.105	119.8	1:02.910
78	Ben MILLER		M		Jack Lilley Triumph						
1-		105.4	38.904	121.8	1:10.117	6-	25.222	107.2	38.480	123.4	1:03.702
2-	26.472	105.2	38.374	121.8	1:04.846	7-	25.061	108.9	37.713	122.2	1:02.774
3-	25.246	105.8	38.062	122.7	1:03.308	8-	25.078	108.2	37.272	122.7	1:02.350
4-	25.419	106.0	37.768	121.8	1:03.187	9-	24.951	110.0	37.053	121.6	1:02.004
5-	25.107	106.9	37.332	123.1	1:02.439	10-	25.026	109.1	40.166	86.4	1:05.192
80	Adam BOYLE		M		CNG & Brabus Enterprises Ltd						
1-		100.8	39.231	120.0	1:10.425	7-	25.744	105.5	37.972	119.6	1:03.716
2-	25.844	106.2	37.567	120.7	1:03.411	8-	25.221	103.2	38.398	121.1	1:03.619
3-	25.463	102.1	38.462	121.3	1:03.925	9-	25.388	107.4	37.721	120.0	1:03.109
4-	25.450	105.2	37.220	121.3	1:02.670	10-	25.353	105.2	39.553	118.8	1:04.906
5-	25.074	101.7	37.437	122.9	1:02.511	11-	25.578	107.2	38.016	118.1	1:03.594
6-	25.891	105.0	37.463	119.8	1:03.354	12-	25.585	106.4	39.846	118.8	1:05.431
81	Richard STEADMAN		T								
1-		103.9	39.780	119.0	1:11.251	7-	25.808	106.5	38.507	119.6	1:04.315
2-	26.672	105.8	38.483	118.6	1:05.155	8-	25.555	104.4	38.253	120.0	1:03.808
3-	25.703	106.0	37.734	121.3	1:03.437	9-	25.572	106.4	38.259	119.2	1:03.831
4-	25.285	105.7	38.031	119.2	1:03.316	10-	27.617	103.4	38.810	118.1	1:06.427
5-	25.288	106.5	38.241	119.4	1:03.529	11-	25.761	106.5	37.749	118.8	1:03.510
6-	26.223	106.0	37.783	120.3	1:04.006	12-	25.528	106.0	38.224	118.1	1:03.752
88	Taryn SKINNER		M								
1-		106.2	38.496	116.1	1:09.657	6-	25.736	106.2	37.614	117.5	1:03.350
2-	25.924	105.0	37.655	119.2	1:03.579	7-	26.021	105.7	37.741	120.3	1:03.762
3-	25.410	106.4	37.408	119.2	1:02.818	8-	25.494	106.0	37.373	120.0	1:02.867
4-	25.327	106.9	37.691	119.8	1:03.018	9-	25.197	107.4	38.281	118.4	1:03.478
5-	25.476	107.4	37.483	117.5	1:02.959						
89	Emmet O'GRADY		M								
1-		110.2	37.286	121.8	1:06.860	7-	24.878	110.2	36.985	122.7	1:01.863
2-	24.470	109.5	37.119	120.0	1:01.589	8-	24.826	109.5	37.001	122.5	1:01.827
3-	24.594	109.7	37.064	122.5	1:01.658	9-	24.897	110.6	36.884	121.6	1:01.781
4-	24.708	110.0	36.781	124.0	1:01.489	10-	24.491	109.1	36.838	122.0	1:01.329
5-	24.834	110.0	36.953	124.0	1:01.787	11-	24.672	108.1	37.182	122.0	1:01.854
6-	24.656	110.2	37.172	122.5	1:01.828	12-	24.734	109.5	36.997	122.9	1:01.731
96	Toby MARKHAM		M								
1-		106.7	39.389	121.8	1:11.039	7-	25.448	106.9	37.687	120.0	1:03.135
2-	25.769	107.5	37.632	122.2	1:03.401	8-	25.155	107.2	37.464	121.1	1:02.619
3-	25.095	107.9	37.937	121.6	1:03.032	9-	24.951	107.5	38.145	118.8	1:03.096
4-	25.066	107.2	37.504	122.5	1:02.570	10-	25.072	107.7	37.441	119.8	1:02.513
5-	24.901	108.9	37.502	122.9	1:02.403	11-	25.124	106.4	38.099	120.3	1:03.223
6-	25.841	107.2	37.424	122.7	1:03.265	12-	25.056	106.0	38.681	118.1	1:03.737
99	Tony HOMER		T								
1-		93.5	42.881	105.8	1:18.906	6-	34.659	51.9	52.221	78.1	1:26.880
2-	29.064	94.1	42.410	106.7	1:11.474	7-	32.471	95.3	43.511	106.7	1:15.982
3-	29.217	96.0	42.721	106.9	1:11.938	8-	29.626	96.6	43.091	106.2	1:12.717
4-	29.365	94.8	42.787	106.7	1:12.152	9-	29.220	94.9	43.381	105.2	1:12.601
5-	29.516	96.8	42.878	107.0	1:12.394	10-	29.685	93.7	45.534	107.0	1:15.219

Weather / Track : Sunny / Dry

Mallory Park
Circuit Length = 1.4100 miles
Start: 16:31 End: 16:44

MCRCB BULLETIN TK083

2010 Triumph Triple Challenge

RACE 1 - SPEED TRAPS

SECTOR 1				SECTOR 2			FINISH LINE		
POS	NO	NAME	MPH	NO	NAME	MPH	NO	NAME	MPH
1	13	Chris NORTHOVER	112.4				6	Thomas HAYWARD	124.7
2	6	Thomas HAYWARD	112.2				9	Philip ATKINSON	124.3
3	9	Philip ATKINSON	110.7				7	James DYE	124.0
4	89	Emmet O'GRADY	110.6				89	Emmet O'GRADY	124.0
5	7	James DYE	110.2				13	Chris NORTHOVER	123.8
6	66	Freddy PETT	110.0				18	Lee VERNON	123.4
7	78	Ben MILLER	110.0				78	Ben MILLER	123.4
8	18	Lee VERNON	109.8				80	Adam BOYLE	122.9
9	96	Toby MARKHAM	108.9				96	Toby MARKHAM	122.9
10	3	Adam KEMP	108.4				66	Freddy PETT	122.7
11	22	Duncan KNOX	107.7				51	Jamie POOLE	122.5
12	80	Adam BOYLE	107.4				23	Michael RUSSELL	122.2
13	88	Taryn SKINNER	107.4				22	Duncan KNOX	121.8
14	8	Ben HARDY	107.2				81	Richard STEADMAN	121.3
15	23	Michael RUSSELL	107.2				31	Jonathan WOODWARD	121.1
16	31	Jonathan WOODWARD	107.0				8	Ben HARDY	120.9
17	51	Jamie POOLE	107.0				3	Adam KEMP	120.5
18	56	Paul GREEN	106.7				12	Ashley JONES	120.5
19	81	Richard STEADMAN	106.5				88	Taryn SKINNER	120.3
20	64	William SAWYER	106.2				56	Paul GREEN	120.0
21	4	Chad HASHMI	105.5				4	Chad HASHMI	117.9
22	12	Ashley JONES	104.4				64	William SAWYER	117.3
23	47	Marcus COURT	104.0				47	Marcus COURT	116.5
24	99	Tony HOMER	96.8				99	Tony HOMER	107.0

Weather / Track : Sunny / Dry

Mallory Park
Circuit Length = 1.4100 miles
Start: 16:31 End: 16:44

MCRCB BULLETIN TK084

2010 Triumph Triple Challenge

RACE 1 - BEST SECTOR TIMES

SECTOR 1			SECTOR 2			IDEAL / BEST COMPARISON						
POS	NO	NAME	TIME	NO	NAME	TIME	POS	NO	NAME	IDEAL	BEST	DIFF
1	7	DYE	24.358	13	NORTHOVER	36.094	7	13	NORTHOVER	1:00.601	1:00.710	0.109
2	89	O'GRADY	24.470	66	PETT	36.253	2	7	DYE	1:00.684	1:00.729	0.045
3	6	HAYWARD	24.479	7	DYE	36.326	3	66	PETT	1:00.734	1:00.850	0.116
4	66	PETT	24.481	9	ATKINSON	36.432	4	9	ATKINSON	1:00.957	1:00.957	0.000
5	13	NORTHOVER	24.507	6	HAYWARD	36.727	5	6	HAYWARD	1:01.206	1:01.464	0.258
6	9	ATKINSON	24.525	89	O'GRADY	36.781	6	89	O'GRADY	1:01.251	1:01.329	0.078
7	18	VERNON	24.691	23	RUSSELL	37.003	7	23	RUSSELL	1:01.918	1:01.918	0.000
8	96	MARKHAM	24.901	78	MILLER	37.053	8	18	VERNON	1:01.931	1:01.990	0.059
9	23	RUSSELL	24.915	22	KNOX	37.136	9	78	MILLER	1:02.004	1:02.004	0.000
10	78	MILLER	24.951	80	BOYLE	37.220	10	22	KNOX	1:02.127	1:02.472	0.345
11	22	KNOX	24.991	4	HASHMI	37.235	11	80	BOYLE	1:02.294	1:02.511	0.217
12	80	BOYLE	25.074	18	VERNON	37.240	12	96	MARKHAM	1:02.325	1:02.403	0.078
13	56	GREEN	25.158	51	POOLE	37.353	13	4	HASHMI	1:02.523	1:02.743	0.220
14	31	WOODWARD	25.178	88	SKINNER	37.373	14	88	SKINNER	1:02.570	1:02.818	0.248
15	88	SKINNER	25.197	96	MARKHAM	37.424	15	51	POOLE	1:02.811	1:02.981	0.170
16	64	SAWYER	25.263	31	WOODWARD	37.638	16	56	GREEN	1:02.815	1:02.815	0.000
17	81	STEADMAN	25.285	56	GREEN	37.657	17	31	WOODWARD	1:02.816	1:02.863	0.047
18	4	HASHMI	25.288	81	STEADMAN	37.734	18	81	STEADMAN	1:03.019	1:03.316	0.297
19	51	POOLE	25.458	64	SAWYER	37.829	19	64	SAWYER	1:03.092	1:03.448	0.356
20	12	JONES	25.533	3	KEMP	38.093	20	3	KEMP	1:03.716	1:03.745	0.029
21	3	KEMP	25.623	8	HARDY	38.661	21	8	HARDY	1:04.604	1:04.679	0.075
22	8	HARDY	25.943	47	COURT	39.607	22	12	JONES	1:05.447	1:05.571	0.124
23	47	COURT	26.248	12	JONES	39.914	23	47	COURT	1:05.855	1:06.032	0.177
24	99	HOMER	29.064	99	HOMER	42.410	24	99	HOMER	1:11.474	1:11.474	0.000
Perfect lap										1:00.452		

Weather / Track : Sunny / Dry

Mallory Park
Circuit Length = 1.4100 miles
Start: 16:31 End: 16:44

MCRCB BULLETIN TK100

2010 Triumph Triple Challenge WARM-UP - CLASSIFICATION

POS	NO	CL	NAME	ENTRY	TIME	ON	LAPS	GAP	DIFF	MPH
1	9	M	Philip ATKINSON	Triumph -	1:00.691	6	7			83.63
2	66	M	Freddy PETT	Triumph - Hughenden M40	1:01.199	3	5	0.508	0.508	82.94
3	7	M	James DYE	Triumph - Halo Leathers	1:01.815	5	7	1.124	0.616	82.11
4	89	M	Emmet O'GRADY	Triumph -	1:01.922	3	7	1.231	0.107	81.97
5	96	M	Toby MARKHAM	Triumph -	1:02.421	5	7	1.730	0.499	81.31
6	6	M	Thomas HAYWARD	Triumph - Daniel Watson Racing	1:02.451	4	6	1.760	0.030	81.28
7	80	M	Adam BOYLE	Triumph - CNG & Brabus Enterprises Ltd	1:03.148	2	7	2.457	0.697	80.38
8	23	M	Michael RUSSELL	Triumph - PLC Site Services	1:03.613	2	4	2.922	0.465	79.79
9	51	T	Jamie POOLE	Triumph - BSD Racing	1:03.617	4	5	2.926	0.004	79.79
10	78	M	Ben MILLER	Triumph - Jack Lilley Triumph	1:03.648	5	6	2.957	0.031	79.75
11	88	M	Taryn SKINNER	Triumph -	1:03.751	3	7	3.060	0.103	79.62
12	22	T	Duncan KNOX	Triumph - Level Peaks	1:03.769	2	7	3.078	0.018	79.60
13	64	T	William SAWYER	Triumph -	1:04.396	4	7	3.705	0.627	78.82
14	4	T	Chad HASHMI	Triumph - Mission Integrated Systems	1:04.741	3	3	4.050	0.345	78.40
15	3	T	Adam KEMP	Triumph - Halo Leathers	1:05.206	6	7	4.515	0.465	77.84
16	81	T	Richard STEADMAN	Triumph -	1:05.422	2	2	4.731	0.216	77.58
17	56	T	Paul GREEN	Triumph - Rotherham Trade	1:05.448	4	4	4.757	0.026	77.55
18	37	M	Dean STIMPSON	Triumph - HS Racing	1:05.529	6	6	4.838	0.081	77.46
19	8	M	Ben HARDY	Triumph - Clan Ceramics/RAF	1:05.536	6	6	4.845	0.007	77.45
20	13	M	Chris NORTHOVER	Triumph - Destination Triumph/HEL	1:07.027	1	1	6.336	1.491	75.73
21	18	M	Lee VERNON	Triumph - ARJO Racing	1:09.132	2	2	8.441	2.105	73.42
22	12	M	Ashley JONES	Triumph -	1:10.921	6	6	10.230	1.789	71.57
23	99	T	Tony HOMER	Triumph -	1:13.824	4	5	13.133	2.903	68.75

Weather / Track : Sunny / Dry

These results are provisional until the conclusion of any judicial and technical matters.

Mallory Park

Circuit Length = 1.4100 miles

Start: 09:45 End: 09:54

Race Director :	Stewards :	Timekeeper :
-----------------	------------	--------------

MCRCB BULLETIN TK101

2010 Triumph Triple Challenge

WARM-UP - SECTOR ANALYSIS

3	Adam KEMP		T		Halo Leathers						
1-	27.629	104.7	41.458	121.6	1:09.087	5-	26.011	108.2	39.202	121.8	1:05.213
2-	26.554	108.4	41.405	120.0	1:07.959	6-	26.103	108.2	39.103	120.9	1:05.206
3-	27.608	106.2	40.102	121.1	1:07.710	7-	26.434	105.0	39.077	121.6	1:05.511
4-	26.149	108.4	39.317	120.7	1:05.466						
4	Chad HASHMI		T		Mission Integrated Systems						
1-	27.851	103.4	41.326	118.4	1:09.177	3-	26.450	105.7	38.291	115.5	1:04.741
2-	26.744	104.5	40.625	114.7	1:07.369						
6	Thomas HAYWARD		M		Daniel Watson Racing						
1-	26.763	109.8	39.172	123.8	1:05.935	4-	24.934	108.9	37.517	124.7	1:02.451
2-	25.587	110.2	38.524	124.7	1:04.111	5-	24.982	112.0	37.543	125.4	1:02.525
3-	25.251	108.6	37.427	124.3	1:02.678	6-	24.886	108.6	41.805	122.9	1:06.691
7	James DYE		M		Halo Leathers						
1-	25.096	109.1	37.949	115.7	1:03.045	5-	24.952	108.8	36.863	122.5	1:01.815
2-	25.113	108.6	38.204	124.5	1:03.317	6-	24.986	109.3	38.851	123.1	1:03.837
3-	26.201	109.5	37.605	124.3	1:03.806	7-	25.083	108.6	37.289	122.9	1:02.372
4-	24.847	108.4	37.693	119.8	1:02.540						
8	Ben HARDY		M		Clan Ceramics/RAF						
1-	28.052	105.0	42.128	119.4	1:10.180	4-	26.918	105.2	39.217	121.3	1:06.135
2-	26.988	106.5	40.352	120.0	1:07.340	5-	26.443	105.0	39.149	122.0	1:05.592
3-	27.191	102.3	40.422	120.0	1:07.613	6-	26.198	107.2	39.338	122.2	1:05.536
9	Philip ATKINSON		M								
1-	25.274	108.4	36.698	123.1	1:01.972	5-	24.644	109.3	37.501	122.2	1:02.145
2-	24.723	109.7	36.258	123.4	1:00.981	6-	24.465	110.0	36.226	123.4	1:00.691
3-	24.621	110.0	36.268	122.7	1:00.889	7-	24.545	109.5	40.296	119.8	1:04.841
4-	24.666	108.6	36.397	122.7	1:01.063						
12	Ashley JONES		M								
1-	29.631	89.6	45.599	115.3	1:15.230	4-	28.625	92.9	43.974	116.7	1:12.599
2-	28.604	91.8	44.136	114.9	1:12.740	5-	27.703	99.4	43.297	117.7	1:11.000
3-	28.439	98.7	42.892	118.4	1:11.331	6-	27.924	90.3	42.997	116.9	1:10.921
13	Chris NORTHOVER		M		Destination Triumph/HEL						
1-	27.448	108.8	39.579	122.9	1:07.027						
18	Lee VERNON		M		ARJO Racing						
1-	29.108	101.4	41.130	119.6	1:10.238	2-	27.615	100.6	41.517	113.9	1:09.132
22	Duncan KNOX		T		Level Peaks						
1-	26.395	103.4	39.009	120.9	1:05.404	5-	27.781	66.8	49.459	118.8	1:17.240
2-	25.987	104.9	37.782	121.3	1:03.769	6-	25.895	105.7	37.894	121.1	1:03.789
3-	25.750	101.2	38.027	121.3	1:03.777	7-	28.402	80.3	49.523	107.4	1:17.925
4-	25.825	103.2	38.439	120.9	1:04.264						
23	Michael RUSSELL		M		PLC Site Services						
1-	26.036	106.2	37.736	121.3	1:03.772	3-	25.610	106.7	38.713	121.3	1:04.323
2-	25.897	107.4	37.716	117.5	1:03.613	4-	25.920	107.5	39.193	122.0	1:05.113
37	Dean STIMPSON		M		HS Racing						
1-	28.117	96.7	41.758	119.4	1:09.875	4-	26.589	107.0	40.032	119.6	1:06.621
2-	26.935	101.7	41.381	119.6	1:08.316	5-	26.362	104.9	39.683	120.7	1:06.045
3-	28.113	102.5	39.552	120.9	1:07.665	6-	26.074	106.7	39.455	120.3	1:05.529
51	Jamie POOLE		T		BSD Racing						
1-	26.964	104.5	39.826	120.3	1:06.790	4-	25.685	107.4	37.932	122.5	1:03.617

Weather / Track : Sunny / Dry

Mallory Park
Circuit Length = 1.4100 miles
Start: 09:45 End: 09:54

MCRCB BULLETIN TK101

2010 Triumph Triple Challenge

WARM-UP - SECTOR ANALYSIS

2-	26.280	106.4	38.487	120.5	1:04.767	5-	26.510	107.5	38.131	120.9	1:04.641
3-	25.880	106.5	38.006	121.1	1:03.886						
56	Paul GREEN				T	Rotherham Trade					
1-	27.965	99.3	41.115	118.6	1:09.080	3-	26.836	105.2	38.863	119.4	1:05.699
2-	26.955	104.0	41.153	116.5	1:08.108	4-	26.368	104.0	39.080	117.7	1:05.448
64	William SAWYER				T						
1-	28.257	101.1	41.384	116.5	1:09.641	5-	26.247	104.5	38.851	117.7	1:05.098
2-	27.028	105.7	38.789	117.5	1:05.817	6-	26.773	104.2	38.468	117.7	1:05.241
3-	26.445	104.9	38.970	117.1	1:05.415	7-	25.639	104.5	38.960	116.1	1:04.599
4-	26.223	104.9	38.173	116.3	1:04.396						
66	Freddy PETT				M	Hughenden M40					
1-	25.268	108.4	37.433	120.5	1:02.701	4-	24.533	109.3	37.404	119.6	1:01.937
2-	24.626	109.8	36.648	121.8	1:01.274	5-	31.410	92.1	39.026	119.8	1:10.436
3-	24.773	108.9	36.426	123.4	1:01.199						
78	Ben MILLER				M	Jack Lilley Triumph					
1-	30.705	80.4	51.269	117.3	1:21.974	4-	26.264	105.7	38.228	120.5	1:04.492
2-	27.394	99.6	39.359	119.8	1:06.753	5-	25.606	107.0	38.042	122.0	1:03.648
3-	26.247	105.5	38.309	112.0	1:04.556	6-	25.738	98.1	38.053	121.3	1:03.791
80	Adam BOYLE				M	CNG & Brabus Enterprises Ltd					
1-	26.398	105.4	38.064	121.6	1:04.462	5-	26.508	101.1	38.338	118.6	1:04.846
2-	25.565	106.9	37.583	120.9	1:03.148	6-	25.968	94.1	38.076	121.6	1:04.044
3-	25.626	104.5	38.668	122.0	1:04.294	7-	25.520	100.0	41.016	116.7	1:06.536
4-	26.202	83.0	43.693	118.1	1:09.895						
81	Richard STEADMAN				T						
1-	29.500	103.1	39.789	120.3	1:09.289	2-	26.395	103.2	39.027	120.5	1:05.422
88	Taryn SKINNER				M						
1-	28.122	101.5	39.998	117.5	1:08.120	5-	25.692	106.7	42.883	69.9	1:08.575
2-	26.444	106.0	40.039	117.5	1:06.483	6-	31.629	107.9	38.100	120.9	1:09.729
3-	25.998	105.4	37.753	119.6	1:03.751	7-	32.286	97.7	38.486	121.1	1:10.772
4-	26.100	106.7	37.939	120.0	1:04.039						
89	Emmet O'GRADY				M						
1-	27.201	91.1	40.712	121.6	1:07.913	5-	26.585	110.2	37.555	122.7	1:04.140
2-	25.620	108.6	37.592	122.7	1:03.212	6-	25.400	109.5	38.794	122.7	1:04.194
3-	24.948	108.1	36.974	122.0	1:01.922	7-	25.289	109.1	36.949	123.8	1:02.238
4-	24.874	109.3	42.622	120.3	1:07.496						
96	Toby MARKHAM				M						
1-	26.841	103.6	39.449	122.7	1:06.290	5-	25.079	107.4	37.342	123.1	1:02.421
2-	25.140	109.8	37.447	122.7	1:02.587	6-	25.023	108.9	40.780	122.9	1:05.803
3-	25.288	108.2	37.490	122.9	1:02.778	7-	25.873	106.2	37.676	122.7	1:03.549
4-	25.332	107.4	37.534	123.4	1:02.866						
99	Tony HOMER				T						
1-	30.774	91.4	43.829	113.9	1:14.603	4-	29.996	96.8	43.828	113.5	1:13.824
2-	30.375	94.0	43.860	114.1	1:14.235	5-	30.392	95.6	44.037	113.5	1:14.429
3-	30.384	96.3	43.851	113.9	1:14.235						

Weather / Track : Sunny / Dry

Mallory Park
Circuit Length = 1.4100 miles
Start: 09:45 End: 09:54

MCRCB BULLETIN TK102

2010 Triumph Triple Challenge

WARM-UP - SPEED TRAPS

SECTOR 1				SECTOR 2			FINISH LINE		
POS	NO	NAME	MPH	NO	NAME	MPH	NO	NAME	MPH
1	6	Thomas HAYWARD	112.0				6	Thomas HAYWARD	125.4
2	89	Emmet O'GRADY	110.2				7	James DYE	124.5
3	9	Philip ATKINSON	110.0				89	Emmet O'GRADY	123.8
4	13	Chris NORTHOVER	109.8				9	Philip ATKINSON	123.4
5	66	Freddy PETT	109.8				66	Freddy PETT	123.4
6	96	Toby MARKHAM	109.8				96	Toby MARKHAM	123.4
7	7	James DYE	109.5				13	Chris NORTHOVER	122.9
8	3	Adam KEMP	108.4				51	Jamie POOLE	122.5
9	88	Taryn SKINNER	107.9				8	Ben HARDY	122.2
10	23	Michael RUSSELL	107.5				23	Michael RUSSELL	122.0
11	51	Jamie POOLE	107.5				78	Ben MILLER	122.0
12	8	Ben HARDY	107.2				80	Adam BOYLE	122.0
13	37	Dean STIMPSON	107.0				3	Adam KEMP	121.8
14	78	Ben MILLER	107.0				22	Duncan KNOX	121.3
15	80	Adam BOYLE	106.9				88	Taryn SKINNER	121.1
16	4	Chad HASHMI	105.7				37	Dean STIMPSON	120.9
17	22	Duncan KNOX	105.7				81	Richard STEADMAN	120.5
18	64	William SAWYER	105.7				18	Lee VERNON	119.6
19	56	Paul GREEN	105.2				56	Paul GREEN	119.4
20	81	Richard STEADMAN	103.2				4	Chad HASHMI	118.4
21	18	Lee VERNON	101.4				12	Ashley JONES	118.4
22	12	Ashley JONES	99.4				64	William SAWYER	117.7
23	99	Tony HOMER	96.8				99	Tony HOMER	114.1

Weather / Track : Sunny / Dry

Mallory Park
Circuit Length = 1.4100 miles
Start: 09:45 End: 09:54

MCRCB BULLETIN TK103

2010 Triumph Triple Challenge

WARM-UP - BEST SECTOR TIMES

SECTOR 1			SECTOR 2			IDEAL / BEST COMPARISON						
POS	NO	NAME	TIME	NO	NAME	TIME	POS	NO	NAME	IDEAL	BEST	DIFF
1	9	ATKINSON	24.465	9	ATKINSON	36.226	1	9	ATKINSON	1:00.691	1:00.691	0.000
2	66	PETT	24.533	66	PETT	36.426	2	66	PETT	1:00.959	1:01.199	0.240
3	7	DYE	24.847	7	DYE	36.863	3	7	DYE	1:01.710	1:01.815	0.105
4	89	O'GRADY	24.874	89	O'GRADY	36.949	4	89	O'GRADY	1:01.823	1:01.922	0.099
5	6	HAYWARD	24.886	96	MARKHAM	37.342	5	6	HAYWARD	1:02.313	1:02.451	0.138
6	96	MARKHAM	25.023	6	HAYWARD	37.427	6	96	MARKHAM	1:02.365	1:02.421	0.056
7	80	BOYLE	25.520	80	BOYLE	37.583	7	80	BOYLE	1:03.103	1:03.148	0.045
8	78	MILLER	25.606	23	RUSSELL	37.716	8	23	RUSSELL	1:03.326	1:03.613	0.287
9	23	RUSSELL	25.610	88	SKINNER	37.753	9	88	SKINNER	1:03.445	1:03.751	0.306
10	64	SAWYER	25.639	22	KNOX	37.782	10	22	KNOX	1:03.532	1:03.769	0.237
11	51	POOLE	25.685	51	POOLE	37.932	11	51	POOLE	1:03.617	1:03.617	0.000
12	88	SKINNER	25.692	78	MILLER	38.042	12	78	MILLER	1:03.648	1:03.648	0.000
13	22	KNOX	25.750	64	SAWYER	38.173	13	64	SAWYER	1:03.812	1:04.396	0.584
14	13	NORTHOVER	25.898	4	HASHMI	38.291	14	4	HASHMI	1:04.741	1:04.741	0.000
15	3	KEMP	26.011	56	GREEN	38.863	15	3	KEMP	1:05.088	1:05.206	0.118
16	37	STIMPSON	26.074	81	STEADMAN	39.027	16	56	GREEN	1:05.231	1:05.448	0.217
17	8	HARDY	26.198	3	KEMP	39.077	17	8	HARDY	1:05.347	1:05.536	0.189
18	56	GREEN	26.368	8	HARDY	39.149	18	81	STEADMAN	1:05.422	1:05.422	0.000
19	81	STEADMAN	26.395	37	STIMPSON	39.455	19	13	NORTHOVER	1:05.477	1:07.027	1.550
20	4	HASHMI	26.450	13	NORTHOVER	39.579	20	37	STIMPSON	1:05.529	1:05.529	0.000
21	18	VERNON	27.615	18	VERNON	41.130	21	18	VERNON	1:08.745	1:09.132	0.387
22	12	JONES	27.703	12	JONES	42.892	22	12	JONES	1:10.595	1:10.921	0.326
23	99	HOMER	29.996	99	HOMER	43.828	23	99	HOMER	1:13.824	1:13.824	0.000
Perfect lap										1:00.691		


Weather / Track : Sunny / Dry

Mallory Park
Circuit Length = 1.4100 miles
Start: 09:45 End: 09:54

MCRCB BULLETIN TK104

2010 Triumph Triple Challenge

RACE 3 - FINAL GRID

ROW 7					1:11.858	99	Tony HOMER										
ROW 6	12	1:06.948	Ashley JONES	47	1:05.638	Marcus COURT	56	1:04.164	Paul GREEN	8	1:04.006	Ben HARDY					
ROW 5			31	1:03.318	Jonathan WOODWARD		51	1:03.153	Jamie POOLE		3	1:03.141	Adam KEMP		37	1:03.090	Dean STIMPSON
ROW 4	81	1:03.081	Richard STEADMAN		64	1:02.980	William SAWYER		88	1:02.802	Taryn SKINNER		22	1:02.728	Duncan KNOX		
ROW 3			78	1:02.431	Ben MILLER		18	1:02.144	Lee VERNON		4	1:02.137	Chad HASHMI		80	1:02.001	Adam BOYLE
ROW 2	96	1:01.920	Toby MARKHAM		23	1:01.755	Michael RUSSELL		89	1:01.738	Emmet O'GRADY		7	1:01.494	James DYE		
ROW 1			6	1:01.367	Thomas HAYWARD		13	1:01.123	Chris NORTHOVER		66	1:00.607	Freddy PETT		9	1:00.474	Philip ATKINSON
Pole																	
																	

Mallory Park
Circuit Length = 1.4100 miles

Race Director :	Stewards :	Timekeeper :
-----------------	------------	--------------

MCRCB BULLETIN TK132

2010 Triumph Triple Challenge RACE 3 - CLASSIFICATION

POS	NO	CL	NAME	ENTRY	LAPS	TIME	GAP	DIFF	MPH	BEST	ON
1	13	M	Chris NORTHOVER	Triumph - Destination Triumph/HEL	15	15:23.341			82.46	1:00.749	2
2	9	M	Philip ATKINSON	Triumph -	15	15:24.512	1.171	1.171	82.35	1:00.943	4
3	66	M	Freddy PETT	Triumph - Hughenden M40	15	15:25.671	2.330	1.159	82.25	1:00.644	5
4	6	M	Thomas HAYWARD	Triumph - Daniel Watson Racing	15	15:27.256	3.915	1.585	82.11	1:00.855	3
5	89	M	Emmet O'GRADY	Triumph -	15	15:34.967	11.626	7.711	81.43	1:00.800	5
6	78	M	Ben MILLER	Triumph - Jack Lilley Triumph	15	15:40.857	17.516	5.890	80.92	1:01.447	10
7	96	M	Toby MARKHAM	Triumph -	15	15:47.267	23.926	6.410	80.37	1:02.107	3
8	23	M	Michael RUSSELL	Triumph - PLC Site Services	15	15:47.754	24.413	0.487	80.33	1:01.648	12
9	18	M	Lee VERNON	Triumph - ARJO Racing	15	15:54.027	30.686	6.273	79.80	1:01.986	4
10	22	T	Duncan KNOX	Triumph - Level Peaks	15	15:54.332	30.991	0.305	79.78	1:02.364	9
11	51	T	Jamie POOLE	Triumph - BSD Racing	15	15:55.055	31.714	0.723	79.72	1:02.312	8
12	81	T	Richard STEADMAN	Triumph -	15	15:56.741	33.400	1.686	79.58	1:02.489	12
13	7	M	James DYE	Triumph - Halo Leathers	15	15:57.045	33.704	0.304	79.55	1:00.387	5
14	31	M	Jonathan WOODWARD	Triumph - Blackburn Construction Services	15	16:01.362	38.021	4.317	79.20	1:03.239	12
15	3	T	Adam KEMP	Triumph - Halo Leathers	15	16:01.513	38.172	0.151	79.18	1:02.783	13
16	64	T	William SAWYER	Triumph -	15	16:07.242	43.901	5.729	78.71	1:02.988	4
17	8	M	Ben HARDY	Triumph - Clan Ceramics/RAF	15	16:07.315	43.974	0.073	78.71	1:03.154	11
18	56	T	Paul GREEN	Triumph - Rotherham Trade	15	16:07.556	44.215	0.241	78.69	1:03.157	10
19	4	T	Chad HASHMI	Triumph - Mission Integrated Systems	15	16:14.373	51.032	6.817	78.14	1:01.970	12
20	37	M	Dean STIMPSON	Triumph - HS Racing	15	16:17.287	53.946	2.914	77.91	1:03.819	6
21	12	M	Ashley JONES	Triumph -	14	15:47.275	1 lap	1 lap	75.02	1:05.334	9
22	47	M	Marcus COURT	Triumph - Dad	14	15:54.243	1 lap	6.968	74.47	1:06.883	3
23	88	M	Taryn SKINNER	Triumph -	13	15:56.818	2 laps	1 lap	68.96	1:02.530	11
24	99	T	Tony HOMER	Triumph -	13	16:05.464	2 laps	8.646	68.34	1:09.813	3

NOT CLASSIFIED

DNF	80	M	Adam BOYLE	Triumph - CNG & Brabus Enterprises Ltd	12	12:36.364	3 laps	1 lap	80.53	1:01.621	5
-----	----	---	------------	--	----	-----------	--------	-------	-------	----------	---

FASTEST LAP

7	M	James DYE	Triumph - Halo Leathers	5	1:00.387	84.05 mph	135.27 kph
4	T	Chad HASHMI	Triumph - Mission Integrated Systems	12	1:01.970	81.91 mph	131.82 kph

Nos 4 & 88 - 20 second penalty - jump start

Weather / Track : Sunny / Dry

These results are provisional until the conclusion of any judicial and technical matters.

Mallory Park

Circuit Length = 1.4100 miles

Start: 12:27 End: 12:43

Race Director :	Stewards :	Timekeeper :
-----------------	------------	--------------

MCRCB BULLETIN TK133

2010 Triumph Triple Challenge

RACE 3 - LAP CHART

Lap 1			Lap 2			Lap 3			Lap 4			Lap 5		
No	Behind	Laptime	No	Behind	Laptime	No	Behind	Laptime	No	Behind	Laptime	No	Behind	Laptime
9		1:04.674	13		1:00.749	13		1:01.246	13		1:01.053	13		1:01.168
13	0.671	1:05.345	9	0.152	1:01.572	9	0.274	1:01.368	9	0.164	1:00.943	9	0.089	1:01.093
6	1.051	1:05.725	6	1.350	1:01.719	6	0.959	1:00.855	7	1.285	1:01.064	7	0.504	1:00.387
7	1.744	1:06.418	7	1.687	1:01.363	7	1.274	1:00.833	66	1.750	1:01.213	66	1.226	1:00.644
66	1.980	1:06.654	66	1.942	1:01.382	66	1.590	1:00.894	6	1.986	1:02.080	6	2.135	1:01.317
89	2.978	1:07.652	89	4.355	1:02.797	89	4.881	1:01.772	89	5.254	1:01.426	89	4.886	1:00.800
88	3.354	1:08.028	96	5.188	1:02.666	96	6.049	1:02.107	96	7.426	1:02.430	96	8.939	1:02.681
4	3.876	1:08.550	18	5.987	1:02.752	18	6.848	1:02.107	18	7.781	1:01.986	18	9.250	1:02.637
96	3.942	1:08.616	78	6.748	1:03.249	78	7.681	1:02.179	78	8.959	1:02.331	78	9.984	1:02.193
18	4.655	1:09.329	88	7.000	1:05.066	88	8.539	1:02.785	80	10.661	1:02.552	80	11.114	1:01.621
78	4.919	1:09.593	22	7.133	1:03.381	22	8.851	1:02.964	88	10.841	1:03.355	88	12.693	1:03.020
22	5.172	1:09.846	4	7.610	1:05.154	80	9.162	1:02.476	22	11.284	1:03.486	23	12.792	1:02.627
81	5.715	1:10.389	81	7.776	1:03.481	4	9.178	1:02.814	23	11.333	1:02.753	22	13.285	1:03.169
23	5.749	1:10.423	23	7.798	1:03.469	23	9.633	1:03.081	4	11.625	1:03.500	4	13.684	1:03.227
80	5.861	1:10.535	80	7.932	1:03.491	81	10.015	1:03.485	81	12.158	1:03.196	81	14.101	1:03.111
51	6.234	1:10.908	51	8.345	1:03.531	51	10.426	1:03.327	51	12.353	1:02.980	51	14.441	1:03.256
31	6.901	1:11.575	31	9.391	1:03.910	31	11.477	1:03.332	31	14.059	1:03.635	31	16.450	1:03.559
64	7.644	1:12.318	64	10.428	1:04.204	64	12.533	1:03.351	64	14.468	1:02.988	64	16.824	1:03.524
8	8.068	1:12.742	8	11.267	1:04.619	8	13.911	1:03.890	8	16.515	1:03.657	3	19.256	1:03.572
56	8.222	1:12.896	3	11.815	1:04.093	3	14.443	1:03.874	3	16.852	1:03.462	8	19.660	1:04.313
3	9.142	1:13.816	37	12.320	1:04.506	56	15.507	1:03.676	56	17.768	1:03.314	56	20.162	1:03.562
37	9.234	1:13.908	56	13.077	1:06.275	37	15.867	1:04.793	37	18.960	1:04.146	37	21.783	1:03.991
47	10.803	1:15.477	47	16.450	1:07.067	47	22.087	1:06.883	47	28.522	1:07.488	47	34.439	1:07.085
12	13.255	1:17.929	12	21.167	1:09.332	12	27.862	1:07.941	12	34.298	1:07.489	12	39.670	1:06.540
99	13.638	1:18.312	99	22.310	1:10.092	99	30.877	1:09.813	99	40.060	1:10.236	99	49.365	1:10.473

Nos 4 & 88 - 20 second penalty - jump start

Weather / Track : Sunny / Dry

Mallory Park
 Circuit Length = 1.4100 miles
 Start: 12:27 End: 12:43

MCRCB BULLETIN TK133

2010 Triumph Triple Challenge

RACE 3 - LAP CHART

Lap 6			Lap 7			Lap 8			Lap 9			Lap 10		
No	Behind	Laptime	No	Behind	Laptime	No	Behind	Laptime	No	Behind	Laptime	No	Behind	Laptime
13		1:00.990	13		1:01.453	13		1:01.356	13		1:01.802	13		1:01.203
9	0.122	1:01.023	9	0.113	1:01.444	9	0.121	1:01.364	9	0.314	1:01.995	9	0.223	1:01.112
7	0.529	1:01.015	7	0.466	1:01.390	7	0.502	1:01.392	7	0.481	1:01.781	7	0.751	1:01.473
66	0.950	1:00.714	66	0.720	1:01.223	66	0.844	1:01.480	66	1.224	1:02.182	66	1.103	1:01.082
6	2.396	1:01.251	6	2.377	1:01.434	6	2.675	1:01.654	88	2 LAPS	1:07.026	6	3.045	1:01.855
89	5.081	1:01.185	89	5.077	1:01.449	89	5.413	1:01.692	6	2.393	1:01.520	88	2 LAPS	1:03.507
96	10.330	1:02.381	96	11.510	1:02.633	96	12.788	1:02.634	89	5.751	1:02.140	89	6.028	1:01.480
18	10.624	1:02.364	78	11.776	1:01.942	78	12.897	1:02.477	96	13.693	1:02.707	78	14.030	1:01.447
78	11.287	1:02.293	80	12.096	1:01.694	80	13.141	1:02.401	78	13.786	1:02.691	96	14.717	1:02.227
80	11.855	1:01.731	18	14.680	1:05.509	18	15.939	1:02.615	80	13.947	1:02.608	80	15.085	1:02.341
22	16.192	1:03.897	22	17.569	1:02.830	23	18.733	1:02.374	18	16.322	1:02.185	18	17.375	1:02.256
23	16.264	1:04.462	23	17.715	1:02.904	22	18.959	1:02.746	23	19.151	1:02.220	23	19.793	1:01.845
4	16.656	1:03.962	4	18.257	1:03.054	51	19.494	1:02.312	22	19.521	1:02.364	22	21.154	1:02.836
51	16.990	1:03.539	51	18.538	1:03.001	4	19.695	1:02.794	51	20.013	1:02.321	4	21.367	1:02.009
81	17.750	1:04.639	81	19.120	1:02.823	81	20.558	1:02.794	4	20.561	1:02.668	51	21.782	1:02.972
31	18.891	1:03.431	31	21.062	1:03.624	31	23.694	1:03.988	81	21.991	1:03.235	81	23.839	1:03.051
64	19.556	1:03.722	64	21.328	1:03.225	64	23.983	1:04.011	31	25.643	1:03.751	31	27.769	1:03.329
3	21.867	1:03.601	99	1 LAP	1:36.445	3	25.629	1:03.486	64	26.147	1:03.966	64	28.005	1:03.061
8	22.688	1:04.018	3	23.499	1:03.085	56	27.350	1:03.798	3	26.872	1:03.045	3	28.539	1:02.870
56	22.891	1:03.719	56	24.908	1:03.470	8	28.592	1:04.544	56	28.979	1:03.431	56	30.933	1:03.157
37	24.612	1:03.819	8	25.404	1:04.169	37	31.216	1:05.278	8	30.466	1:03.676	8	32.822	1:03.559
47	40.696	1:07.247	37	27.294	1:04.135	99	1 LAP	1:11.238	37	33.483	1:04.069	37	38.843	1:06.563
12	44.682	1:06.002	47	46.784	1:07.541	47	52.314	1:06.886	99	1 LAP	1:10.420	99	1 LAP	1:09.965
			12	49.461	1:06.232	12	54.288	1:06.183	47	57.669	1:07.157			
			88	1 LAP	2:47.656				12	57.820	1:05.334			

Nos 4 & 88 - 20 second penalty - jump start

Weather / Track : Sunny / Dry

Mallory Park
 Circuit Length = 1.4100 miles
 Start: 12:27 End: 12:43

MCRCB BULLETIN TK133

2010 Triumph Triple Challenge

RACE 3 - LAP CHART

Lap 11			Lap 12			Lap 13			Lap 14			Lap 15		
No	Behind	Laptime	No	Behind	Laptime	No	Behind	Laptime	No	Behind	Laptime	No	Behind	Laptime
13		1:01.399	13		1:00.812	13		1:00.912	13		1:01.101	13		1:02.752
7	0.500	1:01.148	7	0.781	1:01.093	7	0.640	1:00.771	7	0.778	1:01.239	9	1.171	1:01.709
9	0.662	1:01.838	9	1.529	1:01.679	9	1.733	1:01.116	66	1.846	1:00.873	66	2.330	1:03.236
66	1.579	1:01.875	66	1.787	1:01.020	66	2.074	1:01.199	9	2.214	1:01.582	6	3.915	1:01.861
12	1 LAP	1:07.717	6	3.996	1:01.826	6	4.404	1:01.320	6	4.806	1:01.503	89	11.626	1:03.234
6	2.982	1:01.336	89	7.852	1:02.759	89	9.525	1:02.585	89	11.144	1:02.720	88	2 LAPS	1:03.040
47	1 LAP	1:09.467	88	2 LAPS	1:03.276	88	2 LAPS	1:02.530	88	2 LAPS	1:04.484	78	17.516	1:02.738
88	2 LAPS	1:03.045	12	1 LAP	1:06.973	12	1 LAP	1:05.971	78	17.530	1:02.373	96	23.926	1:03.476
89	5.905	1:01.276	47	1 LAP	1:07.916	78	16.258	1:02.072	12	1 LAP	1:06.140	12	1 LAP	1:07.492
78	14.283	1:01.652	99	2 LAPS	1:24.483	47	1 LAP	1:07.758	96	23.202	1:04.391	23	24.413	1:02.535
96	15.790	1:02.472	78	15.098	1:01.627	96	19.912	1:03.385	23	24.630	1:02.722	18	30.686	1:05.485
80	15.922	1:02.236	96	17.439	1:02.461	23	23.009	1:02.580	47	1 LAP	1:08.143	47	1 LAP	1:08.128
23	20.505	1:02.111	80	17.788	1:02.678	99	2 LAPS	1:11.894	18	27.953	1:03.958	22	30.991	1:02.532
18	21.570	1:05.594	23	21.341	1:01.648	18	25.096	1:02.956	4	30.331	1:03.303	4	31.032	1:03.453
51	23.925	1:03.542	18	23.052	1:02.294	22	27.681	1:02.719	22	31.211	1:04.631	51	31.714	1:02.981
22	24.060	1:04.305	22	25.874	1:02.626	4	28.129	1:01.984	51	31.485	1:04.030	81	33.400	1:03.146
81	25.280	1:02.840	51	26.284	1:03.171	51	28.556	1:03.184	81	33.006	1:05.258	7	33.704	1:35.678
4	25.899	1:05.931	81	26.957	1:02.489	81	28.849	1:02.804	99	2 LAPS	1:11.841	31	38.021	1:03.349
31	30.372	1:04.002	4	27.057	1:01.970	31	35.183	1:03.296	31	37.424	1:03.342	3	38.172	1:03.321
64	30.615	1:04.009	31	32.799	1:03.239	3	35.476	1:02.783	3	37.603	1:03.228	99	2 LAPS	1:10.252
3	30.935	1:03.795	64	33.272	1:03.469	64	39.649	1:07.289	64	42.188	1:03.640	64	43.901	1:04.465
56	33.180	1:03.646	3	33.605	1:03.482	8	40.354	1:04.261	8	42.737	1:03.484	8	43.974	1:03.989
8	34.577	1:03.154	56	36.147	1:03.779	56	40.636	1:05.401	56	43.377	1:03.842	56	44.215	1:03.590
37	41.648	1:04.204	8	37.005	1:03.240	37	49.130	1:04.507	37	52.372	1:04.343	37	53.946	1:04.326
			37	45.535	1:04.699									

Nos 4 & 88 - 20 second penalty - jump start

Weather / Track : Sunny / Dry

Mallory Park
 Circuit Length = 1.4100 miles
 Start: 12:27 End: 12:43

MCRCB BULLETIN TK134

2010 Triumph Triple Challenge RACE 3 - POSITION CHART

No	Name	Laps	Pos	1	2	3	4	5	6	7	8	9	10	11	12	13	14	15
9	Philip ATKINSON	1	9	13	13	13	13	13	13	13	13	13	13	13	13	13	13	13
13	Chris NORTHOVER	2	13	9	9	9	9	9	9	9	9	9	9	7	7	7	7	9
6	Thomas HAYWARD	3	6	6	6	7	7	7	7	7	7	7	7	9	9	9	66	66
7	James DYE	4	7	7	7	66	66	66	66	66	66	66	66	66	66	66	9	6
66	Freddy PETT	5	66	66	66	6	6	6	6	6	6	6	6	6	6	6	6	89
89	Emmet O'GRADY	6	89	89	89	89	89	89	89	89	89	89	89	89	89	89	89	78
88	Taryn SKINNER	7	88	96	96	96	96	96	96	96	96	96	78	78	78	78	78	96
4	Chad HASHMI	8	4	18	18	18	18	18	78	78	78	96	96	96	96	96	96	23
96	Toby MARKHAM	9	96	78	78	78	78	78	80	80	80	80	80	80	80	23	23	18
18	Lee VERNON	10	18	88	88	80	80	80	18	18	18	18	23	23	18	18	22	
78	Ben MILLER	11	78	22	22	88	88	22	22	23	23	23	18	18	22	4	4	
22	Duncan KNOX	12	22	4	80	22	23	23	23	22	22	22	51	22	4	22	51	
81	Richard STEADMAN	13	81	81	4	23	22	4	4	51	51	4	22	51	51	51	81	
23	Michael RUSSELL	14	23	23	23	4	4	51	51	4	4	51	81	81	81	81	7	
80	Adam BOYLE	15	80	80	81	81	81	81	81	81	81	81	4	4	31	31	31	
51	Jamie POOLE	16	51	51	51	51	51	31	31	31	31	31	31	31	3	3	3	
31	Jonathan WOODWARD	17	31	31	31	31	31	64	64	64	64	64	64	64	64	64	64	
64	William SAWYER	18	64	64	64	64	64	3	3	3	3	3	3	3	3	8	8	
8	Ben HARDY	19	8	8	8	8	3	8	56	56	56	56	56	56	56	56	56	
56	Paul GREEN	20	56	3	3	3	8	56	8	8	8	8	8	8	37	37	37	
3	Adam KEMP	21	3	37	56	56	56	37	37	37	37	37	37	37	12	12		
37	Dean STIMPSON	22	37	56	37	37	37	47	47	47	47	12	12	12	47	47		
47	Marcus COURT	23	47	47	47	47	47	12	12	12	12	47	47	47	88			
12	Ashley JONES	24	12	12	12	12	12	99	99	99	99	88	88	88	99			
99	Tony HOMER	25	99	99	99	99	99	88	88	88	88	99	99	99				

Nos 4 & 88 - 20 second penalty - jump start

Weather / Track : Sunny / Dry

Mallory Park
Circuit Length = 1.4100 miles
Start: 12:27 End: 12:43

MCRCB BULLETIN TK135

2010 Triumph Triple Challenge RACE 3 - SECTOR ANALYSIS

3	Adam KEMP T Halo Leathers										
1-		105.8	40.218	120.3	1:13.816	9-	25.119	106.9	37.926	121.1	1:03.045
2-	25.733	107.5	38.360	120.9	1:04.093	10-	25.154	107.4	37.716	122.0	1:02.870
3-	25.500	108.4	38.374	120.9	1:03.874	11-	25.731	106.2	38.064	122.7	1:03.795
4-	25.297	107.5	38.165	121.6	1:03.462	12-	25.632	108.4	37.850	120.3	1:03.482
5-	25.711	107.9	37.861	121.6	1:03.572	13-	25.437	108.1	37.346	120.7	1:02.783
6-	25.537	107.5	38.064	120.9	1:03.601	14-	25.322	108.2	37.906	121.3	1:03.228
7-	25.227	108.1	37.858	122.2	1:03.085	15-	25.507	107.9	37.814	120.9	1:03.321
8-	25.620	107.4	37.866	120.3	1:03.486						
4	Chad HASHMI T Mission Integrated Systems										
1-		105.7	38.182	120.5	1:08.550	9-	25.251	105.0	37.417	118.6	1:02.668
2-	25.578	106.5	39.576	119.2	1:05.154	10-	25.076	105.8	36.933	120.5	1:02.009
3-	25.192	104.9	37.622	120.5	1:02.814	11-	25.409	104.9	40.522	115.5	1:05.931
4-	25.489	105.5	38.011	119.6	1:03.500	12-	24.969	104.4	37.001	120.3	1:01.970
5-	25.883	104.5	37.344	119.8	1:03.227	13-	24.877	105.2	37.107	118.4	1:01.984
6-	25.713	104.4	38.249	119.6	1:03.962	14-	25.369	105.5	37.934	118.6	1:03.303
7-	25.312	105.5	37.742	117.3	1:03.054	15-	25.216	105.5	38.237	116.7	1:03.453
8-	25.494	104.9	37.300	120.5	1:02.794						
6	Thomas HAYWARD M Daniel Watson Racing										
1-		111.7	37.230	124.5	1:05.725	9-	24.540	111.8	36.980	125.9	1:01.520
2-	24.668	112.2	37.051	124.0	1:01.719	10-	24.847	111.8	37.008	124.0	1:01.855
3-	24.216	112.4	36.639	124.7	1:00.855	11-	24.522	109.7	36.814	125.0	1:01.336
4-	24.336	112.0	37.744	125.7	1:02.080	12-	24.809	111.5	37.017	124.5	1:01.826
5-	24.490	110.6	36.827	124.7	1:01.317	13-	24.568	111.1	36.752	125.2	1:01.320
6-	24.415	111.7	36.836	124.7	1:01.251	14-	24.567	110.6	36.936	124.5	1:01.503
7-	24.519	112.6	36.915	124.3	1:01.434	15-	24.691	112.2	37.170	123.1	1:01.861
8-	24.414	109.7	37.240	124.7	1:01.654						
7	James DYE M Halo Leathers										
1-		109.3	37.053	123.1	1:06.418	9-	24.886	109.3	36.895	124.7	1:01.781
2-	24.635	109.5	36.728	123.4	1:01.363	10-	24.853	108.9	36.620	121.8	1:01.473
3-	24.444	108.4	36.389	122.9	1:00.833	11-	24.467	109.3	36.681	123.4	1:01.148
4-	24.455	109.7	36.609	124.0	1:01.064	12-	24.508	109.1	36.585	122.7	1:01.093
5-	24.245	109.5	36.142	124.3	1:00.387	13-	24.477	109.1	36.294	123.4	1:00.771
6-	24.568	109.3	36.447	123.4	1:01.015	14-	24.704	109.3	36.535	119.6	1:01.239
7-	24.746	109.8	36.644	123.8	1:01.390	15-	24.515	108.9	1:11.163	116.9	1:35.678
8-	24.810	109.7	36.582	124.3	1:01.392						
8	Ben HARDY M Clan Ceramics/RAF										
1-		106.0	39.869	120.3	1:12.742	9-	25.627	108.1	38.049	120.9	1:03.676
2-	26.312	107.2	38.307	121.1	1:04.619	10-	25.698	107.0	37.861	120.5	1:03.559
3-	25.711	107.0	38.179	119.6	1:03.890	11-	25.616	107.7	37.538	121.1	1:03.154
4-	25.504	107.2	38.153	120.9	1:03.657	12-	25.715	107.7	37.525	121.3	1:03.240
5-	25.726	106.7	38.587	119.2	1:04.313	13-	25.764	107.9	38.497	120.5	1:04.261
6-	25.978	106.7	38.040	120.7	1:04.018	14-	25.779	107.2	37.705	120.0	1:03.484
7-	25.643	106.5	38.526	120.7	1:04.169	15-	25.678	107.9	38.311	119.2	1:03.989
8-	26.833	105.4	37.711	120.3	1:04.544						
9	Philip ATKINSON M										
1-		110.0	36.073	121.6	1:04.674	9-	24.754	110.4	37.241	122.2	1:01.995
2-	24.394	110.6	37.178	123.4	1:01.572	10-	24.610	110.0	36.502	123.8	1:01.112
3-	24.399	110.4	36.969	121.8	1:01.368	11-	24.529	109.7	37.309	122.7	1:01.838
4-	24.452	108.9	36.491	124.7	1:00.943	12-	24.498	110.9	37.181	121.8	1:01.679
5-	24.683	109.8	36.410	123.6	1:01.093	13-	24.446	109.8	36.670	121.8	1:01.116
6-	24.611	110.9	36.412	122.5	1:01.023	14-	24.550	110.4	37.032	122.9	1:01.582
7-	24.775	109.7	36.669	123.4	1:01.444	15-	24.623	108.2	37.086	121.8	1:01.709
8-	24.775	109.7	36.589	124.0	1:01.364						
12	Ashley JONES M										
1-		98.0	43.011	112.4	1:17.929	8-	25.805	105.4	40.378	119.8	1:06.183

Nos 4 & 88 - 20 second penalty - jump start

Weather / Track : Sunny / Dry

Mallory Park
Circuit Length = 1.4100 miles
Start: 12:27 End: 12:43

MCRCB BULLETIN TK135

2010 Triumph Triple Challenge RACE 3 - SECTOR ANALYSIS

2-	27.096	95.1	42.236	115.9	1:09.332	9-	25.483	104.7	39.851	119.0	1:05.334
3-	26.644	99.3	41.297	116.7	1:07.941	10-	25.679	104.7	42.038	116.1	1:07.717
4-	26.389	101.4	41.100	118.4	1:07.489	11-	26.310	103.1	40.663	117.5	1:06.973
5-	26.076	103.7	40.464	118.6	1:06.540	12-	25.857	104.2	40.114	116.9	1:05.971
6-	25.832	103.9	40.170	116.7	1:06.002	13-	26.151	104.0	39.989	117.9	1:06.140
7-	25.953	105.5	40.279	118.1	1:06.232	14-	26.178	98.8	41.314	115.5	1:07.492
13	Chris NORTHOVER M Destination Triumph/HEL										
1-		111.3	36.187	123.6	1:05.345	9-	24.741	111.5	37.061	122.9	1:01.802
2-	24.284	112.6	36.465	123.4	1:00.749	10-	24.667	111.7	36.536	123.4	1:01.203
3-	24.334	111.8	36.912	122.7	1:01.246	11-	24.625	110.0	36.774	122.2	1:01.399
4-	24.497	111.3	36.556	122.7	1:01.053	12-	24.546	112.0	36.266	122.0	1:00.812
5-	24.631	110.7	36.537	123.8	1:01.168	13-	24.502	112.2	36.410	123.1	1:00.912
6-	24.537	110.4	36.453	123.1	1:00.990	14-	24.638	111.8	36.463	123.1	1:01.101
7-	24.775	111.3	36.678	123.4	1:01.453	15-	24.764	111.7	37.988	121.8	1:02.752
8-	24.774	111.1	36.582	123.1	1:01.356						
18	Lee VERNON M ARJO Racing										
1-		110.2	38.224	124.5	1:09.329	9-	25.211	108.9	36.974	123.1	1:02.185
2-	25.152	110.0	37.600	125.2	1:02.752	10-	25.103	109.1	37.153	124.0	1:02.256
3-	24.913	109.7	37.194	124.3	1:02.107	11-	24.967	109.8	40.627	123.1	1:05.594
4-	24.974	109.7	37.012	125.0	1:01.986	12-	25.051	109.1	37.243	122.7	1:02.294
5-	24.906	109.7	37.731	124.5	1:02.637	13-	25.129	109.1	37.827	121.8	1:02.956
6-	25.104	109.7	37.260	124.7	1:02.364	14-	25.935	108.2	38.023	121.6	1:03.958
7-	25.047	108.9	40.462	121.6	1:05.509	15-	25.736	106.4	39.749	121.1	1:05.485
8-	25.352	107.7	37.263	122.7	1:02.615						
22	Duncan KNOX T Level Peaks										
1-		105.8	37.801	122.0	1:09.846	9-	25.151	106.2	37.213	120.3	1:02.364
2-	25.127	107.4	38.254	122.7	1:03.381	10-	25.200	106.9	37.636	118.6	1:02.836
3-	25.218	107.4	37.746	121.6	1:02.964	11-	25.665	107.2	38.640	121.8	1:04.305
4-	25.282	105.7	38.204	120.7	1:03.486	12-	25.447	106.0	37.179	119.6	1:02.626
5-	25.527	103.7	37.642	121.3	1:03.169	13-	25.425	104.9	37.294	119.4	1:02.719
6-	26.198	106.5	37.699	120.0	1:03.897	14-	25.733	104.9	38.898	120.5	1:04.631
7-	25.291	104.5	37.539	120.3	1:02.830	15-	25.294	106.9	37.238	117.9	1:02.532
8-	25.436	105.0	37.310	121.1	1:02.746						
23	Michael RUSSELL M PLC Site Services										
1-		107.5	38.613	120.7	1:10.423	9-	24.938	106.7	37.282	119.2	1:02.220
2-	25.247	106.9	38.222	122.0	1:03.469	10-	24.845	107.0	37.000	119.6	1:01.845
3-	25.733	108.8	37.348	122.0	1:03.081	11-	25.032	106.7	37.079	120.5	1:02.111
4-	25.112	106.9	37.641	122.7	1:02.753	12-	24.788	106.5	36.860	120.7	1:01.648
5-	25.489	106.5	37.138	120.7	1:02.627	13-	24.732	106.2	37.848	118.8	1:02.580
6-	26.534	107.2	37.928	121.8	1:04.462	14-	24.959	107.0	37.763	120.3	1:02.722
7-	25.314	107.7	37.590	121.6	1:02.904	15-	24.897	106.7	37.638	121.3	1:02.535
8-	25.381	108.1	36.993	118.4	1:02.374						
31	Jonathan WOODWARD M Blackburn Construction Services										
1-		105.0	39.206	119.2	1:11.575	9-	25.615	105.4	38.136	119.8	1:03.751
2-	25.488	105.5	38.422	119.8	1:03.910	10-	25.510	104.9	37.819	119.6	1:03.329
3-	25.261	106.0	38.071	119.8	1:03.332	11-	25.978	105.2	38.024	119.6	1:04.002
4-	25.514	105.8	38.121	119.0	1:03.635	12-	25.991	106.4	37.248	118.8	1:03.239
5-	25.524	105.4	38.035	119.8	1:03.559	13-	25.562	105.2	37.734	118.4	1:03.296
6-	25.532	105.7	37.899	120.9	1:03.431	14-	25.469	105.2	37.873	118.1	1:03.342
7-	25.291	105.5	38.333	119.6	1:03.624	15-	25.479	106.9	37.870	119.0	1:03.349
8-	25.996	106.4	37.992	119.2	1:03.988						
37	Dean STIMPSON M HS Racing										
1-		106.0	40.178	120.7	1:13.908	9-	25.800	108.4	38.269	120.7	1:04.069
2-	26.051	108.6	38.455	120.9	1:04.506	10-	25.668	107.7	40.895	119.8	1:06.563
3-	25.837	107.9	38.956	121.1	1:04.793	11-	25.912	107.4	38.292	120.5	1:04.204
4-	25.707	107.7	38.439	120.7	1:04.146	12-	25.853	108.8	38.846	120.0	1:04.699
5-	25.787	108.2	38.204	120.9	1:03.991	13-	25.872	108.8	38.635	119.4	1:04.507

Nos 4 & 88 - 20 second penalty - jump start

Weather / Track : Sunny / Dry

Mallory Park
Circuit Length = 1.4100 miles
Start: 12:27 End: 12:43

MCRCB BULLETIN TK135

2010 Triumph Triple Challenge RACE 3 - SECTOR ANALYSIS

6-	25.752	108.9	38.067	121.3	1:03.819	14-	25.878	108.4	38.465	119.0	1:04.343
7-	25.736	107.2	38.399	120.3	1:04.135	15-	25.937	107.2	38.389	120.5	1:04.326
8-	25.700	108.2	39.578	119.8	1:05.278						
47	Marcus COURT M Dad										
1-		100.5	41.151	116.9	1:15.477	8-	26.717	101.8	40.169	115.5	1:06.886
2-	26.538	103.1	40.529	114.9	1:07.067	9-	26.983	103.4	40.174	113.2	1:07.157
3-	26.840	103.2	40.043	116.5	1:06.883	10-	27.189	102.0	42.278	113.9	1:09.467
4-	26.813	101.5	40.675	115.9	1:07.488	11-	26.960	95.9	40.956	115.9	1:07.916
5-	26.715	102.9	40.370	115.5	1:07.085	12-	26.830	102.3	40.928	112.6	1:07.758
6-	26.945	102.8	40.302	116.1	1:07.247	13-	26.620	101.4	41.523	115.1	1:08.143
7-	26.865	101.4	40.676	115.9	1:07.541	14-	26.899	102.6	41.229	112.2	1:08.128
51	Jamie POOLE T BSD Racing										
1-		106.5	38.489	123.1	1:10.908	9-	25.168	105.7	37.153	122.0	1:02.321
2-	25.585	106.2	37.946	122.9	1:03.531	10-	25.188	106.4	37.784	121.3	1:02.972
3-	25.473	107.2	37.854	122.7	1:03.327	11-	25.467	106.9	38.075	119.8	1:03.542
4-	25.211	107.4	37.769	122.5	1:02.980	12-	25.438	105.8	37.733	121.1	1:03.171
5-	25.535	107.5	37.721	123.4	1:03.256	13-	25.428	106.5	37.756	120.3	1:03.184
6-	25.305	108.2	38.234	121.8	1:03.539	14-	25.419	106.2	38.611	117.9	1:04.030
7-	25.263	106.2	37.738	121.3	1:03.001	15-	25.430	107.2	37.551	119.6	1:02.981
8-	25.355	106.7	36.957	121.8	1:02.312						
56	Paul GREEN T Rotherham Trade										
1-		103.4	39.746	119.0	1:12.896	9-	25.557	106.0	37.874	119.4	1:03.431
2-	28.485	104.9	37.790	119.6	1:06.275	10-	25.573	106.2	37.584	119.4	1:03.157
3-	25.734	104.5	37.942	118.1	1:03.676	11-	25.753	105.8	37.893	119.8	1:03.646
4-	25.559	105.4	37.755	120.5	1:03.314	12-	25.851	104.5	37.928	118.8	1:03.779
5-	25.891	105.5	37.671	120.9	1:03.562	13-	26.269	105.0	39.132	118.8	1:05.401
6-	25.871	105.8	37.848	120.9	1:03.719	14-	25.991	106.0	37.851	120.3	1:03.842
7-	25.762	104.9	37.708	119.4	1:03.470	15-	25.794	105.7	37.796	121.1	1:03.590
8-	25.959	105.7	37.839	119.6	1:03.798						
64	William SAWYER T										
1-		104.2	39.431	117.7	1:12.318	9-	25.654	104.9	38.312	115.7	1:03.966
2-	26.026	103.7	38.178	116.9	1:04.204	10-	25.294	105.7	37.767	117.9	1:03.061
3-	25.334	105.0	38.017	118.4	1:03.351	11-	26.048	105.5	37.961	117.9	1:04.009
4-	25.294	104.9	37.694	119.0	1:02.988	12-	25.453	106.2	38.016	115.5	1:03.469
5-	25.363	106.4	38.161	117.1	1:03.524	13-	26.901	101.8	40.388	116.1	1:07.289
6-	25.601	105.2	38.121	118.1	1:03.722	14-	25.465	104.5	38.175	113.9	1:03.640
7-	25.118	106.2	38.107	117.7	1:03.225	15-	25.963	102.6	38.502	114.9	1:04.465
8-	26.347	104.0	37.664	114.5	1:04.011						
66	Freddy PETT M Hughenden M40										
1-		109.8	37.079	123.8	1:06.654	9-	24.835	110.0	37.347	123.1	1:02.182
2-	24.618	110.0	36.764	123.1	1:01.382	10-	24.236	109.7	36.846	122.2	1:01.082
3-	24.381	109.7	36.513	123.8	1:00.894	11-	24.306	109.5	37.569	121.1	1:01.875
4-	24.412	109.7	36.801	123.1	1:01.213	12-	24.333	109.1	36.687	122.7	1:01.020
5-	24.482	108.8	36.162	121.8	1:00.644	13-	24.384	109.3	36.815	121.8	1:01.199
6-	24.074	108.6	36.640	122.2	1:00.714	14-	24.510	108.8	36.363	122.0	1:00.873
7-	24.558	109.5	36.665	123.6	1:01.223	15-	24.480	110.2	38.756	117.9	1:03.236
8-	24.770	108.9	36.710	122.9	1:01.480						
78	Ben MILLER M Jack Lilley Triumph										
1-		106.9	38.052	122.9	1:09.593	9-	25.264	108.4	37.427	124.5	1:02.691
2-	25.126	107.2	38.123	122.2	1:03.249	10-	24.655	107.2	36.792	120.7	1:01.447
3-	24.899	107.4	37.280	122.7	1:02.179	11-	24.668	107.2	36.984	119.8	1:01.652
4-	24.940	107.0	37.391	121.6	1:02.331	12-	24.789	107.0	36.838	122.7	1:01.627
5-	25.058	106.2	37.135	121.6	1:02.193	13-	24.735	107.2	37.337	121.1	1:02.072
6-	24.883	106.7	37.410	121.8	1:02.293	14-	24.877	107.0	37.496	121.3	1:02.373
7-	24.867	106.4	37.075	122.2	1:01.942	15-	24.916	107.7	37.822	121.6	1:02.738
8-	24.978	108.2	37.499	124.0	1:02.477						

Nos 4 & 88 - 20 second penalty - jump start

Weather / Track : Sunny / Dry

Mallory Park
Circuit Length = 1.4100 miles
Start: 12:27 End: 12:43

MCRCB BULLETIN TK135

2010 Triumph Triple Challenge RACE 3 - SECTOR ANALYSIS

80	Adam BOYLE											M		CNG & Brabus Enterprises Ltd	
1-		105.2	38.588	123.6	1:10.535	7-	24.645	105.5	37.049	122.7	1:01.694				
2-	25.346	106.5	38.145	123.8	1:03.491	8-	25.098	108.1	37.303	122.0	1:02.401				
3-	24.942	109.1	37.534	122.5	1:02.476	9-	25.309	108.2	37.299	123.1	1:02.608				
4-	25.072	109.3	37.480	122.2	1:02.552	10-	25.066	107.7	37.275	122.7	1:02.341				
5-	24.745	106.9	36.876	122.7	1:01.621	11-	24.766	106.5	37.470	119.6	1:02.236				
6-	24.819	108.1	36.912	122.9	1:01.731	12-	25.296	107.9	37.382	121.6	1:02.678				
81	Richard STEADMAN											T			
1-		106.2	38.672	121.1	1:10.389	9-	25.328	105.7	37.907	119.4	1:03.235				
2-	25.145	107.2	38.336	122.0	1:03.481	10-	25.337	106.0	37.714	119.6	1:03.051				
3-	25.657	106.4	37.828	122.0	1:03.485	11-	25.190	105.8	37.650	121.1	1:02.840				
4-	25.366	106.0	37.830	122.2	1:03.196	12-	25.251	106.7	37.238	120.3	1:02.489				
5-	25.585	105.8	37.526	122.9	1:03.111	13-	25.376	107.0	37.428	121.6	1:02.804				
6-	25.498	103.9	39.141	121.3	1:04.639	14-	25.461	106.5	39.797	118.8	1:05.258				
7-	25.149	106.5	37.674	121.3	1:02.823	15-	25.280	106.2	37.866	119.2	1:03.146				
8-	25.379	106.0	37.415	121.1	1:02.794										
88	Taryn SKINNER											M			
1-		107.7	38.072	121.6	1:08.028	8-	25.299	106.9	38.208	120.0	1:03.507				
2-	25.269	107.7	39.797	121.1	1:05.066	9-	25.387	106.9	37.658	118.6	1:03.045				
3-	25.170	107.2	37.615	120.9	1:02.785	10-	25.705	104.9	37.571	121.6	1:03.276				
4-	25.094	106.7	38.261	115.7	1:03.355	11-	25.425	108.1	37.105	121.6	1:02.530				
5-	25.330	103.4	37.690	118.8	1:03.020	12-	25.598	106.9	38.886	113.9	1:04.484				
6-	2:09.693	105.8	37.963	117.9	2:47.656	13-	25.470	107.4	37.570	119.2	1:03.040				
7-	25.933	104.7	41.093	120.9	1:07.026										
89	Emmet O'GRADY											M			
1-		109.8	37.257	122.5	1:07.652	9-	24.910	106.7	37.230	123.4	1:02.140				
2-	24.793	109.3	38.004	123.6	1:02.797	10-	24.663	110.2	36.817	122.9	1:01.480				
3-	24.470	110.6	37.302	119.8	1:01.772	11-	24.651	109.5	36.625	124.3	1:01.276				
4-	24.567	109.7	36.859	122.7	1:01.426	12-	25.427	106.5	37.332	119.8	1:02.759				
5-	24.418	110.2	36.382	120.5	1:00.800	13-	25.229	106.7	37.356	121.1	1:02.585				
6-	24.442	110.0	36.743	123.8	1:01.185	14-	25.405	105.2	37.315	121.1	1:02.720				
7-	24.668	110.0	36.781	123.6	1:01.449	15-	25.348	104.9	37.886	117.9	1:03.234				
8-	24.585	107.4	37.107	121.8	1:01.692										
96	Toby MARKHAM											M			
1-		108.9	37.875	123.8	1:08.616	9-	25.226	107.7	37.481	121.3	1:02.707				
2-	24.929	109.1	37.737	123.6	1:02.666	10-	25.128	108.1	37.099	122.5	1:02.227				
3-	24.805	108.2	37.302	123.1	1:02.107	11-	24.884	107.7	37.588	121.3	1:02.472				
4-	25.104	107.2	37.326	122.2	1:02.430	12-	25.312	108.1	37.149	121.6	1:02.461				
5-	25.016	106.9	37.665	122.7	1:02.681	13-	25.200	107.9	38.185	122.5	1:03.385				
6-	25.118	107.5	37.263	122.2	1:02.381	14-	25.190	108.2	39.201	120.7	1:04.391				
7-	25.158	107.5	37.475	122.2	1:02.633	15-	25.429	106.4	38.047	120.9	1:03.476				
8-	25.058	106.9	37.576	121.6	1:02.634										
99	Tony HOMER											T			
1-		99.3	42.728	114.9	1:18.312	8-	28.725	101.5	41.695	115.1	1:10.420				
2-	28.463	97.7	41.629	113.9	1:10.092	9-	28.572	101.2	41.393	115.3	1:09.965				
3-	28.387	99.0	41.426	115.7	1:09.813	10-	28.677	102.1	55.806	112.8	1:24.483				
4-	28.440	100.9	41.796	114.5	1:10.236	11-	28.670	100.2	43.224	108.6	1:11.894				
5-	28.555	101.5	41.918	114.5	1:10.473	12-	29.310	102.6	42.531	115.5	1:11.841				
6-	28.372	103.1	1:08.073	114.5	1:36.445	13-	28.394	101.5	41.858	114.1	1:10.252				
7-	29.042	97.8	42.196	114.7	1:11.238										

Nos 4 & 88 - 20 second penalty - jump start

Weather / Track : Sunny / Dry

Mallory Park
Circuit Length = 1.4100 miles
Start: 12:27 End: 12:43

MCRCB BULLETIN TK136

2010 Triumph Triple Challenge

RACE 3 - SPEED TRAPS

SECTOR 1				SECTOR 2			FINISH LINE		
POS	NO	NAME	MPH	NO	NAME	MPH	NO	NAME	MPH
1	6	Thomas HAYWARD	112.6				6	Thomas HAYWARD	125.9
2	13	Chris NORTHOVER	112.6				18	Lee VERNON	125.2
3	9	Philip ATKINSON	110.9				7	James DYE	124.7
4	89	Emmet O'GRADY	110.6				9	Philip ATKINSON	124.7
5	18	Lee VERNON	110.2				78	Ben MILLER	124.5
6	66	Freddy PETT	110.2				89	Emmet O'GRADY	124.3
7	7	James DYE	109.8				13	Chris NORTHOVER	123.8
8	80	Adam BOYLE	109.3				66	Freddy PETT	123.8
9	96	Toby MARKHAM	109.1				80	Adam BOYLE	123.8
10	37	Dean STIMPSON	108.9				96	Toby MARKHAM	123.8
11	23	Michael RUSSELL	108.8				51	Jamie POOLE	123.4
12	3	Adam KEMP	108.4				81	Richard STEADMAN	122.9
13	78	Ben MILLER	108.4				3	Adam KEMP	122.7
14	51	Jamie POOLE	108.2				22	Duncan KNOX	122.7
15	8	Ben HARDY	108.1				23	Michael RUSSELL	122.7
16	88	Taryn SKINNER	108.1				88	Taryn SKINNER	121.6
17	22	Duncan KNOX	107.4				8	Ben HARDY	121.3
18	81	Richard STEADMAN	107.2				37	Dean STIMPSON	121.3
19	31	Jonathan WOODWARD	106.9				56	Paul GREEN	121.1
20	4	Chad HASHMI	106.5				31	Jonathan WOODWARD	120.9
21	64	William SAWYER	106.4				4	Chad HASHMI	120.5
22	56	Paul GREEN	106.2				12	Ashley JONES	119.8
23	12	Ashley JONES	105.5				64	William SAWYER	119.0
24	47	Marcus COURT	103.4				47	Marcus COURT	116.9
25	99	Tony HOMER	103.1				99	Tony HOMER	115.7

Nos 4 & 88 - 20 second penalty - jump start

Weather / Track : Sunny / Dry

Mallory Park
Circuit Length = 1.4100 miles
Start: 12:27 End: 12:43

MCRCB BULLETIN TK137

2010 Triumph Triple Challenge

RACE 3 - BEST SECTOR TIMES

SECTOR 1			SECTOR 2			IDEAL / BEST COMPARISON						
POS	NO	NAME	TIME	NO	NAME	TIME	POS	NO	NAME	IDEAL	BEST	DIFF
1	66	PETT	24.074	9	ATKINSON	36.073	7	66	PETT	1:00.236	1:00.644	0.408
2	6	HAYWARD	24.216	7	DYE	36.142	2	7	DYE	1:00.387	1:00.387	0.000
3	7	DYE	24.245	66	PETT	36.162	3	9	ATKINSON	1:00.467	1:00.943	0.476
4	13	NORTHOVER	24.284	13	NORTHOVER	36.187	4	13	NORTHOVER	1:00.471	1:00.749	0.278
5	9	ATKINSON	24.394	89	O'GRADY	36.382	5	89	O'GRADY	1:00.800	1:00.800	0.000
6	89	O'GRADY	24.418	6	HAYWARD	36.639	6	6	HAYWARD	1:00.855	1:00.855	0.000
7	80	BOYLE	24.645	78	MILLER	36.792	7	78	MILLER	1:01.447	1:01.447	0.000
8	78	MILLER	24.655	23	RUSSELL	36.860	8	80	BOYLE	1:01.521	1:01.621	0.100
9	23	RUSSELL	24.732	80	BOYLE	36.876	9	23	RUSSELL	1:01.592	1:01.648	0.056
10	96	MARKHAM	24.805	4	HASHMI	36.933	10	4	HASHMI	1:01.810	1:01.970	0.160
11	4	HASHMI	24.877	51	POOLE	36.957	11	18	VERNON	1:01.880	1:01.986	0.106
12	18	VERNON	24.906	18	VERNON	36.974	12	96	MARKHAM	1:01.904	1:02.107	0.203
13	88	SKINNER	25.094	96	MARKHAM	37.099	13	51	POOLE	1:02.125	1:02.312	0.187
14	64	SAWYER	25.118	88	SKINNER	37.105	14	88	SKINNER	1:02.199	1:02.530	0.331
15	3	KEMP	25.119	22	KNOX	37.179	15	22	KNOX	1:02.306	1:02.364	0.058
16	22	KNOX	25.127	81	STEADMAN	37.238	16	81	STEADMAN	1:02.383	1:02.489	0.106
17	81	STEADMAN	25.145	31	WOODWARD	37.248	17	3	KEMP	1:02.465	1:02.783	0.318
18	51	POOLE	25.168	3	KEMP	37.346	18	31	WOODWARD	1:02.509	1:03.239	0.730
19	31	WOODWARD	25.261	8	HARDY	37.525	19	64	SAWYER	1:02.782	1:02.988	0.206
20	12	JONES	25.483	56	GREEN	37.584	20	8	HARDY	1:03.029	1:03.154	0.125
21	8	HARDY	25.504	64	SAWYER	37.664	21	56	GREEN	1:03.141	1:03.157	0.016
22	56	GREEN	25.557	37	STIMPSON	38.067	22	37	STIMPSON	1:03.735	1:03.819	0.084
23	37	STIMPSON	25.668	12	JONES	39.851	23	12	JONES	1:05.334	1:05.334	0.000
24	47	COURT	26.538	47	COURT	40.043	24	47	COURT	1:06.581	1:06.883	0.302
25	99	HOMER	28.372	99	HOMER	41.393	25	99	HOMER	1:09.765	1:09.813	0.048
Perfect lap										1:00.147		

Nos 4 & 88 - 20 second penalty - jump start

Weather / Track : Sunny / Dry

Mallory Park
Circuit Length = 1.4100 miles
Start: 12:27 End: 12:43