



# Car Race Meeting

Castle Combe Circuit

25th March 2006



Results Provided by MST Sports Timing Ltd  
[www.msttiming.com](http://www.msttiming.com)

## Melton Concrete Products Castle Combe FF1600 Championship QUALIFYING FOR RACE 1

POS	NO	CL	DRIVER	NAT	CAR	TIME	LAPS	GAP	MPH
1	2	B	Pat BLAKENEY		Vector MG95	1:16.835	15		86.67
2	11	A	Matt RIVETT		Ray GR97	1:16.884	15	0.049	86.62
3	22	B	Steven JENSEN		Swift SC92	1:18.074	13	1.239	85.30
4	6	A	Nick JONES		Van Diemen RF01	1:18.089	13	1.254	85.28
5	9	B	Bob HIGGINS		Van Diemen RF91	1:18.744	15	1.909	84.57
6	4	A	Edward MOORE		Van Diemen RF99-01	1:18.978	15	2.143	84.32
7	7	A	Brian SOULE		Van Diemen RF00	1:20.150	14	3.315	83.09
8	15	B	Andrew JONES		Swift SC92	1:20.350	15	3.515	82.88
9	59	C	Chris ACTON		Reynard FF89	1:21.614	14	4.779	81.60
10	10	B	Alan HAMILTON		Swift SC92	1:21.734	14	4.899	81.48
11	66	B	Matt McKILLOP		Swift SC95	1:21.815	14	4.980	81.40
12	20	B	Rich WADNER		Swift SC92	1:21.911	13	5.076	81.30
13	69	C	Jim HAMILTON		Van Diemen RF89	1:21.959	15	5.124	81.26
14	3	B	Paul BARNES		Swift SC92	1:22.327	13	5.492	80.89
15	27	B	Shaun MACKLIN		Swift SC92	1:22.406	14	5.571	80.81
16	55	C	Andrew MILES		Van Diemen RF88	1:22.414	14	5.579	80.81
17	14	B	Glen FINN		Swift SC92	1:22.482	14	5.647	80.74
18	79	A	Matthew DOCHERTY		Mygale SJ00	1:22.507	11	5.672	80.72
19	72	B	Jonathan HOAD		Van Diemen RF90	1:22.627	11	5.792	80.60
20	58	C	Andrew CRAPNELL		Van Diemen RF89	1:23.098	14	6.263	80.14
21	81	A	Wayne POOLE		Mygale SJ01	1:23.260	10	6.425	79.99
22	76	C	Stephen GIBBINS		Van Diemen RF88	1:23.333	14	6.498	79.92
23	67	C	Nigel WARD		Van Diemen RF89	1:23.351	14	6.516	79.90
24	82	C	Matt DEVENISH		Van Diemen RF89	1:23.361	14	6.526	79.89
25	12	B	Matthew DARCY		Swift SC92F	1:23.724	14	6.889	79.54
26	54	C	Steve HAWKINS		Van Diemen RF88	1:23.747	11	6.912	79.52
27	28	B	Hugh ROBERTSON		Swift SC92	1:24.547	9	7.712	78.77
28	23	A	Matt GREEN		Mygale SJ02	1:24.637	8	7.802	78.68
29	33	A	Bruce EVANS		Van Diemen RF00	1:26.378	14	9.543	77.10
30	74	C	Richard WATKINS		Van Diemen RF89	1:27.297	7	10.462	76.29
31	8	B	Michael BRADLEY		Van Diemen RF90	1:27.619	14	10.784	76.01
32	19	B	Roly HAMBLIN		Swift SC95	1:27.724	14	10.889	75.92
33	36	B	Paul JAMES		Swift SC95	1:30.468	13	13.633	73.61
34	80	C	Steve LOWDON		Van Diemen RF89	1:35.147	12	18.312	69.99
35	70	C	Pete DICCOX		Van Diemen RF89	2:06.943	5	50.108	52.46

Car No's 33 & 80 need transponders please. Car No 76 1st reserve.

Weather : Sunny / Damp

These results are provisional until the conclusion of any judicial and technical matters.

Castle Combe

Circuit Length = 1.8500 miles.

Start: 08:42 End: 09:02

Clerk of Course:	Stewards:	Timekeeper:
------------------	-----------	-------------

## Melton Concrete Products Castle Combe FF1600 Championship LAP ANALYSIS - QUALIFYING RACE 1

<b>2</b>	<b>Pat BLAKENEY</b>	Vector MG95
1 - 9:17.056	6 - 1:23.301	11 - 1:20.983
2 - 1:37.453	7 - 1:22.643	12 - 1:20.270
3 - 1:26.834	8 - 1:21.742	13 - 1:19.287
4 - 1:27.498	9 - 1:21.963	14 - 1:17.730
5 - 1:23.652	10 - 1:20.036	15 - <b>1:16.835</b>
<b>3</b>	<b>Paul BARNES</b>	Swift SC92
1 - 9:07.957	6 - 1:27.250	11 - <b>1:22.327</b>
2 - 1:38.857	7 - 1:25.941	12 - 1:31.061P
3 - 1:32.998	8 - 1:23.867	13 - 3:27.946
4 - 1:32.523	9 - 1:22.977	
5 - 1:29.401	10 - 1:23.881	
<b>4</b>	<b>Edward MOORE</b>	Van Diemen RF99-01
1 - 9:09.499	6 - 1:24.986	11 - 1:22.264
2 - 1:35.153	7 - 1:25.222	12 - 1:23.326
3 - 1:31.138	8 - 1:24.624	13 - 1:20.515
4 - 1:28.053	9 - 1:22.889	14 - <b>1:18.978</b>
5 - 1:26.817	10 - 1:22.825	15 - 1:19.519
<b>6</b>	<b>Nick JONES</b>	Van Diemen RF01
1 - 9:05.328	6 - 1:23.819	11 - 1:22.205
2 - 1:55.498P	7 - 1:22.019	12 - 1:20.036
3 - 4:27.959	8 - 1:24.371	13 - <b>1:18.089</b>
4 - 1:25.234	9 - 1:20.645	
5 - 1:24.751	10 - 1:22.452	
<b>7</b>	<b>Brian SOULE</b>	Van Diemen RF00
1 - 9:08.665	6 - 1:31.116	11 - 1:25.422
2 - 1:38.901	7 - 1:47.870	12 - 1:21.194
3 - 1:35.288	8 - 1:29.030	13 - <b>1:20.150</b>
4 - 1:34.524	9 - 1:24.835	14 - 1:41.153
5 - 1:34.835	10 - 1:27.407	
<b>8</b>	<b>Michael BRADLEY</b>	Van Diemen RF90
1 - 9:13.973	6 - 1:40.863	11 - 1:33.306
2 - 1:45.155	7 - 1:34.921	12 - 1:28.319
3 - 1:39.213	8 - 1:33.562	13 - <b>1:27.619</b>
4 - 1:36.028	9 - 1:33.972	14 - 1:27.746
5 - 1:38.797	10 - 1:30.002	
<b>9</b>	<b>Bob HIGGINS</b>	Van Diemen RF91
1 - 9:41.604	6 - 1:26.040	11 - 1:20.669
2 - 1:41.054	7 - 1:25.108	12 - 1:20.386
3 - 1:30.309	8 - 1:25.765	13 - 1:21.409
4 - 1:29.069	9 - 1:22.352	14 - 1:19.480
5 - 1:29.203	10 - 1:23.224	15 - <b>1:18.744</b>

Car No's 33 & 80 need transponders please. Car No 76 1st reserve.  
Weather : Sunny / Damp

Castle Combe  
Circuit Length = 1.8500 miles.  
Start: 08:42 End: 09:02

# Melton Concrete Products Castle Combe FF1600 Championship LAP ANALYSIS - QUALIFYING RACE 1

(contd.)

<b>10</b>	<b>Alan HAMILTON</b>	Swift SC92
1 - 9:02.464	6 - 1:33.876	11 - 1:32.517
2 - 1:39.031	7 - 1:36.782	12 - 1:27.052
3 - 1:37.879	8 - 1:29.823	13 - 1:24.230
4 - 1:35.516	9 - 1:29.077	14 - <b>1:21.734</b>
5 - 1:34.336	10 - 1:29.693	
<b>11</b>	<b>Matt RIVETT</b>	Ray GR97
1 - 9:30.902	6 - 1:28.001	11 - 1:19.153
2 - 1:41.652	7 - 1:21.942	12 - 1:21.691
3 - 1:29.837	8 - 1:21.535	13 - 1:17.809
4 - 1:25.843	9 - 1:20.754	14 - 1:43.596
5 - 1:24.861	10 - 1:22.654	15 - <b>1:16.884</b>
<b>12</b>	<b>Matthew DARCY</b>	Swift SC92F
1 - 9:13.871	6 - 1:45.213P	11 - 1:27.283
2 - 1:37.862	7 - 2:27.076	12 - 1:28.175
3 - 1:33.378	8 - 1:26.926	13 - 1:27.564
4 - 1:32.588	9 - 1:25.303	14 - 1:25.065
5 - 1:35.510	10 - <b>1:23.724</b>	
<b>14</b>	<b>Glen FINN</b>	Swift SC92
1 - 9:26.062	6 - 1:31.094	11 - 1:34.316
2 - 1:46.155	7 - 1:28.003	12 - 1:23.820
3 - 1:37.036	8 - 1:27.730	13 - 1:24.369
4 - 1:31.690	9 - 1:25.594	14 - <b>1:22.482</b>
5 - 1:32.843	10 - 1:24.434	
<b>15</b>	<b>Andrew JONES</b>	Swift SC92
1 - 9:11.076	6 - 1:26.321	11 - 1:21.748
2 - 1:38.460	7 - 1:25.645	12 - 1:25.378
3 - 1:31.367	8 - 1:23.785	13 - 1:23.164
4 - 1:29.563	9 - 1:25.441	14 - 1:21.659
5 - 1:27.585	10 - 1:24.294	15 - <b>1:20.350</b>
<b>19</b>	<b>Roly HAMBLIN</b>	Swift SC95
1 - 9:23.444	6 - 1:38.634	11 - 1:30.682
2 - 1:47.814	7 - 1:34.937	12 - 1:29.155
3 - 1:37.555	8 - 1:35.825	13 - 1:28.652
4 - 1:37.604	9 - 1:31.515	14 - <b>1:27.724</b>
5 - 1:36.253	10 - 1:32.668	
<b>20</b>	<b>Rich WADNER</b>	Swift SC92
1 - 9:47.277	6 - 1:29.316	11 - 1:23.510
2 - 1:37.228	7 - 1:26.898	12 - 1:23.848
3 - 1:31.888	8 - 1:44.817P	13 - <b>1:21.911</b>
4 - 1:31.020	9 - 2:44.767	
5 - 1:29.642	10 - 1:23.217	

Car No's 33 & 80 need transponders please. Car No 76 1st reserve.  
Weather : Sunny / Damp

Castle Combe  
Circuit Length = 1.8500 miles.  
Start: 08:42 End: 09:02

# Melton Concrete Products Castle Combe FF1600 Championship LAP ANALYSIS - QUALIFYING RACE 1

(contd.)

<b>22</b>	<b>Steven JENSEN</b>	Swift SC92
1 - 9:06.678	6 - 1:25.607	11 - 1:36.238P
2 - 1:35.007	7 - 1:25.280	12 - 3:33.931
3 - 1:31.127	8 - 1:24.163	13 - <b>1:18.074</b>
4 - 1:27.189	9 - 1:23.628	
5 - 1:25.883	10 - 1:23.270	
<b>23</b>	<b>Matt GREEN</b>	Mygale SJ02
1 - 9:49.468	6 - 3:52.370	
2 - 1:40.366	7 - <b>1:24.637</b>	
3 - 1:31.249	8 - 1:26.284	
4 - 1:28.439		
5 - 1:53.742P		
<b>27</b>	<b>Shaun MACKLIN</b>	Swift SC92
1 - 9:43.371	6 - 1:31.591	11 - 1:27.903
2 - 1:42.942	7 - 1:36.087	12 - 1:25.638
3 - 1:36.465	8 - 1:25.978	13 - 1:23.042
4 - 1:32.180	9 - 1:25.072	14 - <b>1:22.406</b>
5 - 1:27.762	10 - 1:24.753	
<b>28</b>	<b>Hugh ROBERTSON</b>	Swift SC92
1 - X:00.000P	6 - 1:27.507	
2 - 2:07.933	7 - 1:25.486	
3 - 1:32.175	8 - <b>1:24.547</b>	
4 - 1:31.362	9 - 1:25.293	
5 - 1:28.337		
<b>33</b>	<b>Bruce EVANS</b>	Van Diemen RF00
1 - 9:40.658	6 - 1:32.553	11 - 1:27.897
2 - 1:42.882	7 - 1:30.509	12 - 1:28.001
3 - 1:34.872	8 - 1:31.342	13 - 1:26.461
4 - 1:54.666	9 - 1:30.080	14 - <b>1:26.378</b>
5 - 1:33.884	10 - 1:29.111	
<b>36</b>	<b>Paul JAMES</b>	Swift SC95
1 - 9:01.789	6 - 1:34.859	11 - 1:34.229
2 - 1:46.741	7 - 1:34.607	12 - 1:36.473
3 - 1:40.616	8 - 1:38.742	13 - 1:47.330P
4 - 1:34.884	9 - 1:31.434	
5 - 1:36.285	10 - <b>1:30.468</b>	
<b>54</b>	<b>Steve HAWKINS</b>	Van Diemen RF88
1 - 9:24.674	6 - 1:29.899	11 - 1:25.499
2 - 1:43.418	7 - 1:31.337	
3 - 1:37.181	8 - 1:28.036	
4 - 1:34.237	9 - 1:26.632	
5 - 1:33.782	10 - <b>1:23.747</b>	

Car No's 33 & 80 need transponders please. Car No 76 1st reserve.  
Weather : Sunny / Damp

Castle Combe  
Circuit Length = 1.8500 miles.  
Start: 08:42 End: 09:02

## Melton Concrete Products Castle Combe FF1600 Championship LAP ANALYSIS - QUALIFYING RACE 1

(contd.)

<b>55</b>	<b>Andrew MILES</b>	Van Diemen RF88
1 - 9:00.179	6 - 1:31.068	11 - 1:31.075
2 - 1:39.857	7 - 1:36.162	12 - 1:23.798
3 - 1:37.816	8 - 1:30.333	13 - <b>1:22.414</b>
4 - 1:33.617	9 - 1:26.344	14 - 1:23.238
5 - 1:33.615	10 - 1:26.492	
<b>58</b>	<b>Andrew CRAPNELL</b>	Van Diemen RF89
1 - 9:35.856	6 - 1:31.016	11 - 1:25.994
2 - 1:44.899	7 - 1:27.511	12 - 1:24.301
3 - 1:35.059	8 - 1:27.291	13 - <b>1:23.098</b>
4 - 1:32.899	9 - 1:27.800	14 - 1:24.745
5 - 1:32.699	10 - 1:25.889	
<b>59</b>	<b>Chris ACTON</b>	Reynard FF89
1 - 9:37.713	6 - 1:26.531	11 - 1:23.693
2 - 1:42.783	7 - 1:25.823	12 - 1:21.753
3 - 1:31.879	8 - 1:24.702	13 - 1:30.829
4 - 1:29.275	9 - 1:25.602	14 - <b>1:21.614</b>
5 - 1:31.013	10 - 1:21.917	
<b>66</b>	<b>Matt McKILLOP</b>	Swift SC95
1 - X:00.000	6 - 1:26.544	11 - 1:25.119
2 - 1:34.760	7 - 1:24.737	12 - 1:26.209
3 - 1:29.270	8 - 1:26.033	13 - <b>1:21.815</b>
4 - 1:27.070	9 - 1:25.118	14 - 1:22.628
5 - 1:25.976	10 - 1:24.087	
<b>67</b>	<b>Nigel WARD</b>	Van Diemen RF89
1 - 9:28.436	6 - 1:32.241	11 - 1:25.879
2 - 1:45.084	7 - 1:29.055	12 - 1:28.361
3 - 1:36.159	8 - 1:30.351	13 - 1:25.287
4 - 1:34.131	9 - 1:27.653	14 - <b>1:23.351</b>
5 - 1:31.451	10 - 1:29.083	
<b>69</b>	<b>Jim HAMILTON</b>	Van Diemen RF89
1 - 8:57.036	6 - 1:28.952	11 - 1:26.388
2 - 1:35.700	7 - 1:28.326	12 - 1:26.830
3 - 1:33.008	8 - 1:28.172	13 - 1:23.571
4 - 1:30.825	9 - 1:27.923	14 - 1:22.874
5 - 1:28.219	10 - 1:27.130	15 - <b>1:21.959</b>
<b>70</b>	<b>Pete DICCOX</b>	Van Diemen RF89
1 - 9:20.839		
2 - 2:24.270P		
3 - 6:18.984P		
4 - 2:57.213		
5 - <b>2:06.943</b>		

Car No's 33 & 80 need transponders please. Car No 76 1st reserve.  
Weather : Sunny / Damp

Castle Combe  
Circuit Length = 1.8500 miles.  
Start: 08:42 End: 09:02

# Melton Concrete Products Castle Combe FF1600 Championship LAP ANALYSIS - QUALIFYING RACE 1

(contd.)

<b>72</b>	<b>Jonathan HOAD</b>	Van Diemen RF90
1 - 9:36.859	6 - 1:29.404	11 - 1:22.705
2 - 1:41.414	7 - 1:50.123P	
3 - 1:36.224	8 - 5:57.913	
4 - 1:30.128	9 - 1:27.003	
5 - 1:29.417	10 - <b>1:22.627</b>	
<b>74</b>	<b>Richard WATKINS</b>	Van Diemen RF89
1 - 9:32.154	6 - <b>1:27.297</b>	
2 - 1:36.174	7 - 1:52.211P	
3 - 1:31.803		
4 - 1:29.598		
5 - 1:28.314		
<b>76</b>	<b>Stephen GIBBINS</b>	Van Diemen RF88
1 - 9:13.162	6 - 1:33.678	11 - 1:26.109
2 - 1:37.437	7 - 1:29.197	12 - 1:24.446
3 - 1:33.154	8 - 1:28.426	13 - <b>1:23.333</b>
4 - 1:32.070	9 - 1:28.258	14 - 1:24.032
5 - 1:32.807	10 - 1:26.666	
<b>79</b>	<b>Matthew DOCHERTY</b>	Mygale SJ00
1 - 9:34.426	6 - 1:32.244	11 - <b>1:22.507</b>
2 - 1:45.554	7 - 1:49.500P	
3 - 1:34.324	8 - 5:52.052	
4 - 1:32.354	9 - 1:27.422	
5 - 1:30.188	10 - 1:23.415	
<b>80</b>	<b>Steve LOWDON</b>	Van Diemen RF89
1 - 9:51.247	6 - 1:38.314	11 - 1:35.999
2 - 1:59.845	7 - 1:37.063	12 - <b>1:35.147</b>
3 - 1:50.226	8 - 1:37.284	
4 - 1:45.381	9 - 1:39.153	
5 - 1:43.487	10 - 1:39.032	
<b>81</b>	<b>Wayne POOLE</b>	Mygale SJ01
1 - X:00.000P	6 - 1:29.152	
2 - 8:00.528	7 - 1:31.032	
3 - 1:27.026	8 - 1:30.978	
4 - 1:27.427	9 - 1:24.117	
5 - 1:26.565	10 - <b>1:23.260</b>	
<b>82</b>	<b>Matt DEVENISH</b>	Van Diemen RF89
1 - 9:47.459	6 - 1:39.324	11 - 1:29.670
2 - 1:44.652	7 - 1:29.095	12 - 1:27.064
3 - 1:35.129	8 - 1:30.066	13 - 1:23.711
4 - 1:31.297	9 - 1:28.463	14 - <b>1:23.361</b>
5 - 1:30.069	10 - 1:26.704	

Car No's 33 & 80 need transponders please. Car No 76 1st reserve.  
Weather : Sunny / Damp

Castle Combe  
Circuit Length = 1.8500 miles.  
Start: 08:42 End: 09:02

# Melton Concrete Products Castle Combe FF1600 Championship

## GRID FOR RACE 1

ROW 17	80	LOWDON	70	DICCOX
ROW 16	19	HAMBLIN	36	JAMES
ROW 15	74	WATKINS	8	BRADLEY
ROW 14	23	GREEN	33	EVANS
ROW 13	54	HAWKINS	28	ROBERTSON
ROW 12	82	DEVENISH	12	DARCY
ROW 11	81	POOLE	67	WARD
ROW 10	72	HOAD	58	CRAPNELL
ROW 9	14	FINN	79	DOCHERTY
ROW 8	27	MACKLIN	55	MILES
ROW 7	69	HAMILTON	3	BARNES
ROW 6	66	McKILLOP	20	WADNER
ROW 5	59	ACTON	10	HAMILTON
ROW 4	7	SOULE	15	JONES
ROW 3	9	HIGGINS	4	MOORE
ROW 2	22	JENSEN	6	JONES
ROW 1	2	BLAKENEY	11	RIVETT
<b>POLE</b>				

Car No's 33 & 80 need transponders please. Car No 76 1st reserve.

Weather : Sunny / Damp

These results are provisional until the conclusion of any judicial and technical matters.

Castle Combe

Circuit Length = 1.8500 miles.

Start: 08:42 End: 09:02

Clerk of Course:	Stewards:	Timekeeper:
------------------	-----------	-------------

# Melton Concrete Products Castle Combe FF1600 Championship

## PROVISIONAL RESULT - RACE 1

POS	NO	CL	DRIVER	NAT	CAR	TIME	LAPS	GAP	MPH	BEST
1	2	B	Pat BLAKENEY		Vector MG95	18:10.099	12		73.31	1:29.075
2	22	B	Steven JENSEN		Swift SC92	18:18.043	12	7.944	72.78	1:29.629
3	59	C	Chris ACTON		Reynard FF89	18:18.228	12	8.129	72.77	1:29.553
4	6	A	Nick JONES		Van Diemen RF01	18:20.054	12	9.955	72.65	1:29.332
5	11	A	Matt RIVETT		Ray GR97	18:20.480	12	10.381	72.62	1:29.238
6	9	B	Bob HIGGINS		Van Diemen RF91	18:29.366	12	19.267	72.04	1:29.971
7	3	B	Paul BARNES		Swift SC92	18:30.932	12	20.833	71.94	1:29.554
8	15	B	Andrew JONES		Swift SC92	18:35.870	12	25.771	71.62	1:30.606
9	66	B	Matt McKILLOP		Swift SC95	18:46.387	12	36.288	70.95	1:31.790
10	12	B	Matthew DARCY		Swift SC92F	19:01.699	12	51.600	70.00	1:31.398
11	81	A	Wayne POOLE		Mygale SJ01	19:09.961	12	59.862	69.49	1:33.536
12	69	C	Jim HAMILTON		Van Diemen RF89	19:19.123	12	1:09.024	68.94	1:34.254
13	20	B	Rich WADNER		Swift SC92	19:25.823	12	1:15.724	68.55	1:34.208
14	14	B	Glen FINN		Swift SC92	19:29.609	12	1:19.510	68.33	1:34.296
15	55	C	Andrew MILES		Van Diemen RF88	19:35.101	12	1:25.002	68.01	1:34.648
16	79	A	Matthew DOCHERTY		Mygale SJ00	19:37.354	12	1:27.255	67.88	1:33.480
17	27	B	Shaun MACKLIN		Swift SC92	18:10.439	11	1 LAP	67.18	1:36.122
18	82	C	Matt DEVENISH		Van Diemen RF89	18:10.478	11	1 LAP	67.18	1:36.051
19	23	A	Matt GREEN		Mygale SJ02	18:17.167	11	1 LAP	66.77	1:33.988
20	58	C	Andrew CRAPNELL		Van Diemen RF89	18:33.688	11	1 LAP	65.78	1:36.135
21	33	A	Bruce EVANS		Van Diemen RF00	18:55.301	11	1 LAP	64.52	1:38.999
22	36	B	Paul JAMES		Swift SC95	18:55.659	11	1 LAP	64.50	1:39.079
23	70	C	Pete DICCOX		Van Diemen RF89	19:37.250	11	1 LAP	62.23	1:41.743
24	8	B	Michael BRADLEY		Van Diemen RF90	19:46.548	11	1 LAP	61.74	1:43.724
25	19	B	Roly HAMBLIN		Swift SC95	18:20.677	10	2 LAPS	60.50	1:39.826
26	80	C	Steve LOWDON		Van Diemen RF89	18:37.748	10	2 LAPS	59.58	1:46.069
27	67	C	Nigel WARD		Van Diemen RF89	19:21.616	10	2 LAPS	57.33	1:36.848

### NOT CLASSIFIED

74	C	Richard WATKINS	Van Diemen RF89	17:47.244	11	D.N.F.	68.64	1:32.715
10	B	Alan HAMILTON	Swift SC92	5:10.618	3	D.N.F.	64.32	1:42.164
4	A	Edward MOORE	Van Diemen RF99-01	5:15.329	3	D.N.F.	63.36	1:37.682
7	A	Brian SOULE	Van Diemen RF00	1:43.093	1	D.N.F.	64.60	1:43.093
72	B	Jonathan HOAD	Van Diemen RF90	1:49.743	1	D.N.F.	60.68	1:49.743
28	B	Hugh ROBERTSON	Swift SC92	1:50.962	1	D.N.F.	60.02	1:50.962
54	C	Steve HAWKINS	Van Diemen RF88		0	D.N.F.	N/A	

### FASTEST LAP

2	B	Pat BLAKENEY	Vector MG95	1:29.075	4	74.76mph	120.32kph
11	A	Matt RIVETT	Ray GR97	1:29.238	8	74.63mph	120.10kph
59	C	Chris ACTON	Reynard FF89	1:29.553	10	74.36mph	119.68kph

Weather : Cloudy / Wet

These results are provisional until the conclusion of any judicial and technical matters.

Castle Combe

Circuit Length = 1.8500 miles.

Start: 13:03 End: 13:21

Clerk of Course:	Stewards:	Timekeeper:
------------------	-----------	-------------

## Melton Concrete Products Castle Combe FF1600 Championship LAP CHART FOR RACE 1

Lap 1			Lap 2			Lap 3			Lap 4			Lap 5		
No	Behind	Laptime	No	Behind	Laptime	No	Behind	Laptime	No	Behind	Laptime	No	Behind	Laptime
22		1:35.552	22		1:29.629	22		1:31.060	22		1:29.655	2		1:29.951
11	1.642	1:37.194	2	2.471	1:30.253	2	0.759	1:29.348	2	0.179	1:29.075	80	1 LAP	1:50.056
2	1.847	1:37.399	11	3.373	1:31.360	11	2.006	1:29.693	59	7.039	1:31.378	22	5.167	1:35.297
59	2.585	1:38.137	59	5.657	1:32.701	59	5.316	1:30.719	6	7.585	1:31.123	59	7.063	1:30.154
6	4.071	1:39.623	6	6.116	1:31.674	6	6.117	1:31.061	9	11.260	1:31.773	6	7.966	1:30.511
9	5.490	1:41.042	9	8.603	1:32.742	9	9.142	1:31.599	11	14.416	1:42.065	9	11.958	1:30.828
3	6.002	1:41.554	15	10.023	1:33.161	15	11.627	1:32.664	15	14.737	1:32.765	11	14.226	1:29.940
15	6.491	1:42.043	3	11.022	1:34.649	3	12.582	1:32.620	3	15.280	1:32.353	3	17.008	1:31.858
7	7.541	1:43.093	66	11.935	1:33.618	66	14.463	1:33.588	66	20.017	1:35.209	15	17.510	1:32.903
66	7.946	1:43.498	4	17.179	1:37.682	81	21.953	1:34.976	12	24.780	1:32.300	66	22.997	1:33.110
20	8.905	1:44.457	81	18.037	1:37.155	12	22.135	1:34.450	81	27.647	1:35.349	12	26.455	1:31.805
4	9.126	1:44.678	20	18.278	1:39.002	69	24.114	1:35.989	69	28.713	1:34.254	81	33.066	1:35.549
69	9.466	1:45.018	12	18.745	1:36.801	20	26.022	1:38.804	20	31.613	1:35.246	69	34.312	1:35.729
10	10.379	1:45.931	69	19.185	1:39.348	55	26.380	1:37.583	55	32.777	1:36.052	20	37.286	1:35.803
81	10.511	1:46.063	55	19.857	1:38.604	14	27.867	1:36.368	14	34.572	1:36.360	55	38.032	1:35.385
55	10.882	1:46.434	14	22.559	1:39.550	10	34.377	1:42.523	74	41.218	1:35.969	14	41.096	1:36.654
12	11.573	1:47.125	10	22.914	1:42.164	27	34.713	1:42.499	27	44.864	1:39.806	74	46.477	1:35.389
27	12.148	1:47.700	27	23.274	1:40.755	82	34.740	1:38.100	58	45.227	1:38.911	27	52.598	1:37.864
14	12.638	1:48.190	82	27.700	1:42.513	74	34.904	1:36.524	82	45.706	1:40.621	82	52.823	1:37.247
79	14.075	1:49.627	58	29.379	1:42.025	58	35.971	1:37.652	79	48.865	1:38.178	58	52.900	1:37.803
72	14.191	1:49.743	74	29.440	1:36.294	4	39.088	1:52.969P	23	49.120	1:37.954	79	53.884	1:35.149
82	14.816	1:50.368	67	29.768	1:41.036	67	38.510	1:39.802	67	50.419	1:41.564	23	54.165	1:35.175
28	15.410	1:50.962	79	31.196	1:46.750	79	40.342	1:40.206	33	1:07.398	1:51.878	33	1:17.521	1:40.253
23	16.475	1:52.027	23	31.940	1:45.094	23	40.821	1:39.941	36	1:08.653	1:40.917	36	1:17.831	1:39.308
58	16.983	1:52.535	33	35.720	1:42.893	33	45.175	1:40.515	8	1:17.282	1:45.246			
67	18.361	1:53.913	8	46.003	1:52.037	36	57.391	1:41.224	19	1:18.999	1:43.202			
70	20.035	1:55.587	70	47.046	1:56.640	8	1:01.691	1:46.748	70	1:21.877	1:47.501			
33	22.456	1:58.008	36	47.227	1:43.597	70	1:04.031	1:48.045						
74	22.775	1:58.327	80	50.255	1:53.630	19	1:05.452	1:45.067						
8	23.595	1:59.147	19	51.445	1:44.162	80	1:11.955	1:52.760						
80	26.254	2:01.806												
36	33.259	2:08.811												
19	36.912	2:12.464												

Weather : Cloudy / Wet

# Melton Concrete Products Castle Combe FF1600 Championship LAP CHART FOR RACE 1

(contd.)

Lap 6			Lap 7			Lap 8			Lap 9			Lap 10		
No	Behind	Laptime	No	Behind	Laptime	No	Behind	Laptime	No	Behind	Laptime	No	Behind	Laptime
2		1:31.940	2		1:30.703	2		1:31.576	2		1:29.340	2		1:29.594
19	1 LAP	1:43.778	22	4.929	1:30.692	33	1 LAP	1:39.760	22	7.092	1:32.471	58	1 LAP	1:36.135
8	1 LAP	1:47.773	59	6.821	1:31.583	36	1 LAP	1:39.079	59	8.618	1:32.492	22	7.186	1:29.688
70	1 LAP	1:45.085	6	9.080	1:33.143	22	3.961	1:30.608	6	10.256	1:31.747	59	8.577	1:29.553
22	4.940	1:31.713	11	12.627	1:30.921	59	5.466	1:30.221	11	11.285	1:30.336	6	9.994	1:29.332
59	5.941	1:30.818	9	13.729	1:32.452	6	7.849	1:30.345	33	1 LAP	1:40.149	11	11.099	1:29.408
67	1 LAP	2:18.840P	19	1 LAP	1:46.358	11	10.289	1:29.238	9	13.654	1:30.870	9	15.840	1:31.780
6	6.640	1:30.614	3	16.552	1:31.471	9	12.124	1:29.971	36	1 LAP	1:42.052	3	18.950	1:33.086
9	11.980	1:31.962	15	17.587	1:32.114	3	15.244	1:30.268	3	15.458	1:29.554	15	23.085	1:34.024
11	12.409	1:30.123	70	1 LAP	1:47.389	15	17.117	1:31.106	15	18.655	1:30.878	33	1 LAP	1:41.958
3	15.784	1:30.716	8	1 LAP	1:50.038	19	1 LAP	1:40.340	66	28.076	1:31.912	36	1 LAP	1:41.076
15	16.176	1:30.606	66	24.422	1:31.790	66	25.504	1:32.658	19	1 LAP	1:43.671	66	30.902	1:32.420
80	1 LAP	1:50.800	12	27.524	1:32.314	12	28.988	1:33.040	12	42.136	1:42.488	12	45.347	1:32.805
66	23.335	1:32.278	81	39.113	1:34.269	70	1 LAP	1:43.651	70	1 LAP	1:43.681	19	1 LAP	1:39.826
12	25.913	1:31.398	80	1 LAP	1:49.761	8	1 LAP	1:45.831	81	49.142	1:36.915	81	53.084	1:33.536
81	35.547	1:34.421	69	41.454	1:35.325	67	2 LAPS	3:34.068	67	2 LAPS	1:39.977	69	57.386	1:35.830
69	36.832	1:34.460	20	43.884	1:34.208	81	41.567	1:34.030	69	51.150	1:35.456	67	2 LAPS	1:37.640
20	40.379	1:35.033	55	45.810	1:35.234	69	45.034	1:35.156	8	1 LAP	1:45.526	20	1:01.011	1:36.545
55	41.279	1:35.187	14	48.139	1:35.390	20	48.100	1:35.792	20	54.060	1:35.300	70	1 LAP	1:43.152
14	43.452	1:34.296	74	54.796	1:32.715	14	54.366	1:37.803	74	1:00.217	1:32.825	74	1:04.077	1:33.454
74	52.784	1:38.247	27	1:03.830	1:36.122	74	56.732	1:33.512	14	1:00.811	1:35.785	14	1:07.546	1:36.329
27	58.411	1:37.753	82	1:04.401	1:36.438	80	1 LAP	1:49.078	55	1:09.335	1:34.648	8	1 LAP	1:45.970
82	58.666	1:37.783	79	1:05.252	1:34.515	55	1:04.027	1:49.793	80	1 LAP	1:46.069	55	1:14.479	1:34.738
79	1:01.440	1:39.496	23	1:06.982	1:36.102	27	1:08.569	1:36.315	27	1:15.605	1:36.376	79	1:20.086	1:33.480
23	1:01.583	1:39.358	58	1:22.738	1:38.029	82	1:08.876	1:36.051	79	1:16.200	1:36.132	27	1:23.843	1:37.832
58	1:15.412	1:54.452				79	1:09.408	1:35.732	82	1:16.544	1:37.008	82	1:24.092	1:37.142
33	1:24.580	1:38.999				23	1:23.555	1:48.149	23	1:28.203	1:33.988			
36	1:25.520	1:39.629				58	1:28.744	1:37.582						

Weather : Cloudy / Wet

msttimina.com

Page 2 of 3

Castle Combe  
Circuit Length = 1.8500 miles.  
Start: 13:03 End: 13:21

Printed - 13:26 Saturday, 25 March 2006

# Melton Concrete Products Castle Combe FF1600 Championship LAP CHART FOR RACE 1

(contd.)

Lap 11			Lap 12			Lap 13			Lap 14			Lap 15		
No	Behind	Laptime	No	Behind	Laptime	No	Behind	Laptime	No	Behind	Laptime	No	Behind	Laptime
2		1:30.554	2		1:30.366									
23	1 LAP	1:34.872	27	1 LAP	1:37.417									
22	7.373	1:30.741	82	1 LAP	1:37.207									
59	7.800	1:29.777	23	1 LAP	1:34.507									
6	9.290	1:29.850	22	7.944	1:30.937									
80	2 LAPS	1:55.148	59	8.129	1:30.695									
11	10.892	1:30.347	6	9.955	1:31.031									
58	1 LAP	1:39.305	11	10.381	1:29.855									
9	16.807	1:31.521	19	2 LAPS	2:21.809									
3	19.573	1:31.177	9	19.267	1:32.826									
15	24.655	1:32.124	3	20.833	1:31.626									
66	34.110	1:33.762	58	1 LAP	1:39.259									
33	1 LAP	1:40.073	15	25.771	1:31.482									
36	1 LAP	1:40.387	80	2 LAPS	1:48.640									
12	47.367	1:32.574	66	36.288	1:32.544									
81	56.637	1:34.107	33	1 LAP	1:40.815									
69	1:03.828	1:36.996	36	1 LAP	1:39.579									
67	2 LAPS	1:37.928	12	51.600	1:34.599									
20	1:05.642	1:35.185	81	59.862	1:33.591									
74	1:07.511	1:33.988	69	1:09.024	1:35.562									
70	1 LAP	1:41.743	67	2 LAPS	1:36.848									
14	1:12.965	1:35.973	20	1:15.724	1:40.448									
55	1:19.416	1:35.491	14	1:19.510	1:36.911									
8	1 LAP	1:44.508	55	1:25.002	1:35.952									
79	1:23.445	1:33.913	70	1 LAP	1:44.776									
			79	1:27.255	1:34.176									
			8	1 LAP	1:43.724									

# Formula Vee Championship

## COMBINED QUALIFYING

POS	NO	CL	DRIVER	NAT	CAR	FIRST		SECOND		
						TIME	LAPS	TIME	LAPS	GAP
1	14		Sam OLIVEIRA		Sheane		0	1:17.309	9	
2	8		John HUGHES		Leastone JH002		0	1:17.603	10	0.294
3	2		Martyn DONN		Scarab		0	1:18.175	10	0.866
4	5		Daniel HANDS		AHS Challenger	1:18.432	5		0	1.123
5	4		Jake OLIVEIRA		Storm SF1		0	1:18.623	9	1.314
6	15		Steven OUGH		AMS Challenger	1:19.423	5		0	2.114
7	43		Neale HURREN		AHS Challenger	1:19.709	4		0	2.400
8	66		Martin GALPIN		GAC 01		0	1:20.335	10	3.026
9	6		Paul SMITH		GAC 02		0	1:20.341	10	3.032
10	7		Ian BUXTON		GAC/Daehorn 01	1:21.091	4		0	3.782
11	22		Stephen GLASSWELL		Storm		0	1:21.107	10	3.798
12	51		Ben EVANS		Scarab	1:21.228	5		0	3.919
13	16		James BIRCH		Storm SF1		0	1:21.582	9	4.273
14	29		Graham CARD		GAC 01	1:21.868	4		0	4.559
15	50		John TOWNSHEND		Sheane MKII		0	1:22.322	9	5.013
16	99		Gethin JONES		Spyder	1:22.411	5		0	5.102
17	45		William BURNETT		Storm MK1	1:22.418	5		0	5.109
18	49		Richard HONICK		Sheane MK3	1:22.666	4		0	5.357
19	54		Phil WATERHOUSE		ARI MK4b		0	1:22.758	9	5.449
20	30		Martin FARMER		GAC		0	1:22.790	9	5.481
21	60		Robert HIGGINS		Sheane 98		0	1:23.056	9	5.747
22	87		Warren SMITH		Storm SF1	1:23.149	4		0	5.840
23	23		Graham KIDDY		Ray 97	1:23.839	4		0	6.530
24	40		Charlie REILLY		Sheane		0	1:24.050	9	6.741
25	53		John BOWLES		Ray 97E	1:24.217	4		0	6.908
26	94		Peter BELSEY		Scarab MK2		0	1:24.242	9	6.933
27	88		David LAVINGTON		Sheane MK1		0	1:24.727	9	7.418
28	85		Tony DOWSON		Sheane	1:24.770	4		0	7.461
29	36		Jon RANDALL		Kaimann		0	1:25.155	9	7.846
30	69		Niall McCARTHY		Storm SF2a	1:26.364	4		0	9.055
31	44		Chris MATHER		Sheane MK3		0	1:26.445	9	9.136
32	26		Sam COLLINS		AHS		0	1:27.016	9	9.707
33	48		Tim PROBERT		Storm		0	1:27.094	7	9.785
34	33		Ryan LINDSAY		AHS Challenger	1:27.353	4		0	10.044
35	47		Paul CURRAN		Scarab MKII	1:27.416	4		0	10.107
36	52		Jon STORER		Scarab MK2		0	1:28.556	9	11.247
37	57		Tom ROPER		Scarab MK4	1:28.786	4		0	11.477
38	37		Adrian WESTON		Leastone 5D	1:28.802	4		0	11.493
39	67		Paul TAYLOR		Scarab MKII	1:29.026	4		0	11.717
40	55		Ed SAUNDERS		Leastone	1:31.638	4		0	14.329
41	39		Peter GREGORY		Sheane FV96	1:32.315	4		0	15.006
42	1		Mike JENVEY		Sheane	1:35.495	4		0	18.186
43	28		Ben WILLIAMS		Sheane MK1		0	1:35.667	8	18.358

Car No 8 needs a working transponder please.

Weather : Sunny / Dry

These results are provisional until the conclusion of any judicial and technical matters.

Castle Combe

Circuit Length = 1.8500 miles.

Clerk of Course:	Stewards:	Timekeeper:

## Formula Vee Championship

### LAP ANALYSIS - QUALIFYING RACE 4

<b>1</b>	<b>Mike JENVEY</b>	Sheane
1 - 3:34.888 2 - 1:53.700 3 - 1:36.374 4 - <b>1:35.495</b>		
<b>5</b>	<b>Daniel HANDS</b>	AHS Challenger
1 - 2:45.311 2 - 1:24.679 3 - 1:18.833 4 - <b>1:18.432</b> 5 - 1:18.582		
<b>7</b>	<b>Ian BUXTON</b>	GAC/Daehorn 01
1 - 3:13.403 2 - 1:45.293 3 - 1:28.349 4 - <b>1:21.091</b>		
<b>15</b>	<b>Steven OUGH</b>	AMS Challenger
1 - 2:44.822 2 - 1:47.254 3 - 1:21.245 4 - <b>1:19.423</b> 5 - 1:30.678		
<b>23</b>	<b>Graham KIDDY</b>	Ray 97
1 - 3:27.448 2 - 1:39.378 3 - 1:28.582 4 - <b>1:23.839</b>		
<b>29</b>	<b>Graham CARD</b>	GAC 01
1 - 3:25.893 2 - 1:35.337 3 - 1:24.579 4 - <b>1:21.868</b>		
<b>33</b>	<b>Ryan LINDSAY</b>	AHS Challenger
1 - 3:23.589 2 - 1:38.070 3 - 1:29.309 4 - <b>1:27.353</b>		

Car No 8 needs a working transponder please.  
 Weather : Sunny / Dry

Castle Combe  
 Circuit Length = 1.8500 miles.

# Formula Vee Championship

## LAP ANALYSIS - QUALIFYING RACE 4

(contd.)

<b>37</b>	<b>Adrian WESTON</b>	Leastone 5D
1 - 3:11.004 2 - 1:48.002 3 - 1:33.774 4 - <b>1:28.802</b>		
<b>39</b>	<b>Peter GREGORY</b>	Sheane FV96
1 - 3:20.361 2 - 1:54.620 3 - 1:35.584 4 - <b>1:32.315</b>		
<b>43</b>	<b>Neale HURREN</b>	AHS Challenger
1 - 2:46.160 2 - 1:25.506 3 - 1:20.659 4 - <b>1:19.709</b>		
<b>45</b>	<b>William BURNETT</b>	Storm MK1
1 - 2:58.474 2 - 1:37.963 3 - 1:25.051 4 - 1:22.796 5 - <b>1:22.418</b>		
<b>47</b>	<b>Paul CURRAN</b>	Scarab MKII
1 - 3:09.684 2 - 1:48.720 3 - 1:31.975 4 - <b>1:27.416</b>		
<b>49</b>	<b>Richard HONICK</b>	Sheane MK3
1 - 3:14.196 2 - 1:46.779 3 - 1:27.260 4 - <b>1:22.666</b>		
<b>51</b>	<b>Ben EVANS</b>	Scarab
1 - 3:10.830 2 - 1:29.218 3 - 1:21.888 4 - <b>1:21.228</b> 5 - 1:22.129		

Car No 8 needs a working transponder please.  
 Weather : Sunny / Dry

Castle Combe  
 Circuit Length = 1.8500 miles.

# Formula Vee Championship

## LAP ANALYSIS - QUALIFYING RACE 4

(contd.)

<b>53</b>	<b>John BOWLES</b>	Ray 97E
1 - 3:32.340 2 - 1:39.881 3 - 1:27.318 4 - <b>1:24.217</b>		
<b>55</b>	<b>Ed SAUNDERS</b>	Leystone
1 - 2:58.269 2 - 1:46.867 3 - 1:36.048 4 - <b>1:31.638</b>		
<b>57</b>	<b>Tom ROPER</b>	Scarab MK4
1 - 3:21.884 2 - 1:49.219 3 - 1:32.634 4 - <b>1:28.786</b>		
<b>67</b>	<b>Paul TAYLOR</b>	Scarab MKII
1 - 3:35.633 2 - 1:53.479 3 - 1:29.309 4 - <b>1:29.026</b>		
<b>69</b>	<b>Niall McCARTHY</b>	Storm SF2a
1 - 3:00.018 2 - 1:41.153 3 - 1:28.410 4 - <b>1:26.364</b>		
<b>85</b>	<b>Tony DOWSON</b>	Sheane
1 - 3:02.606 2 - 1:40.721 3 - 1:29.067 4 - <b>1:24.770</b>		
<b>87</b>	<b>Warren SMITH</b>	Storm SF1
1 - 3:28.489 2 - 1:35.634 3 - 1:25.657 4 - <b>1:23.149</b>		

Car No 8 needs a working transponder please.  
Weather : Sunny / Dry

Castle Combe  
Circuit Length = 1.8500 miles.

**Formula Vee Championship  
LAP ANALYSIS - QUALIFYING RACE 4**

(contd.)

<b>99</b>	<b>Gethin JONES</b>	Spyder
1 -	2:54.212	
2 -	1:32.589	
3 -	1:22.793	
4 -	<b>1:22.411</b>	
5 -	1:28.205	

**Car No 8 needs a working transponder please.  
Weather : Sunny / Dry**

Castle Combe  
Circuit Length = 1.8500 miles.

## Formula Vee Championship

### LAP ANALYSIS - QUALIFYING RACE 4

<b>2</b>	<b>Martyn DONN</b>	Scarab
1 - X:00.000	6 - 1:21.553	
2 - 1:35.692	7 - 1:19.592	
3 - 1:23.703	8 - 1:19.937	
4 - 1:20.568	9 - <b>1:18.175</b>	
5 - 1:20.057	10 - 1:24.654	
<b>4</b>	<b>Jake OLIVEIRA</b>	Storm SF1
1 - X:00.000	6 - 1:20.267	
2 - 1:35.262	7 - <b>1:18.623</b>	
3 - 1:27.791	8 - 1:19.635	
4 - 1:21.819	9 - 1:19.161	
5 - 1:19.793		
<b>6</b>	<b>Paul SMITH</b>	GAC 02
1 - X:00.000	6 - <b>1:20.341</b>	
2 - 1:52.349	7 - 1:21.471	
3 - 1:26.962	8 - 1:20.925	
4 - 1:24.913	9 - 1:20.668	
5 - 1:21.711	10 - 1:20.456	
<b>8</b>	<b>John HUGHES</b>	Leastone JH002
1 - X:00.000	6 - 1:19.415	
2 - 1:30.359	7 - 1:22.063	
3 - 1:21.662	8 - <b>1:17.603</b>	
4 - 1:19.406	9 - 1:17.612	
5 - 1:18.426	10 - 1:19.430	
<b>14</b>	<b>Sam OLIVEIRA</b>	Sheane
1 - X:00.000	6 - 1:19.698	
2 - 1:43.088	7 - 1:19.578	
3 - 1:32.719	8 - <b>1:17.309</b>	
4 - 1:25.294	9 - 1:23.061	
5 - 1:23.653		
<b>16</b>	<b>James BIRCH</b>	Storm SF1
1 - X:00.000	6 - 1:24.193	
2 - 1:38.330	7 - 1:22.248	
3 - 1:30.031	8 - <b>1:21.582</b>	
4 - 1:26.251	9 - 1:21.679	
5 - 1:24.786		
<b>22</b>	<b>Stephen GLASSWELL</b>	Storm
1 - X:00.000	6 - 1:24.318	
2 - 1:44.435	7 - 1:22.375	
3 - 1:27.217	8 - 1:21.446	
4 - 1:25.132	9 - <b>1:21.107</b>	
5 - 1:22.948	10 - 1:21.210	

Car No 8 needs a working transponder please.  
Weather : Sunny / Dry

Castle Combe  
Circuit Length = 1.8500 miles.

# Formula Vee Championship

## LAP ANALYSIS - QUALIFYING RACE 4

(contd.)

<b>26</b>	<b>Sam COLLINS</b>	AHS
1 - X:00.000	6 - 1:30.480	
2 - 1:44.189	7 - 1:28.790	
3 - 1:33.019	8 - 1:28.727	
4 - 1:29.284	9 - <b>1:27.016</b>	
5 - 1:33.722		
<b>28</b>	<b>Ben WILLIAMS</b>	Sheane MK1
1 - X:00.000	6 - 1:37.134	
2 - 1:57.927	7 - <b>1:35.667</b>	
3 - 1:40.712	8 - 1:37.827	
4 - 1:37.333		
5 - 1:37.063		
<b>30</b>	<b>Martin FARMER</b>	GAC
1 - X:00.000	6 - 1:24.907	
2 - 1:45.924	7 - 1:24.345	
3 - 1:36.313	8 - 1:23.072	
4 - 1:27.647	9 - <b>1:22.790</b>	
5 - 1:25.316		
<b>36</b>	<b>Jon RANDALL</b>	Kaimann
1 - X:00.000	6 - 1:25.427	
2 - 1:34.793	7 - <b>1:25.155</b>	
3 - 1:29.351	8 - 1:25.313	
4 - 1:26.558	9 - 1:27.241	
5 - 1:25.645		
<b>40</b>	<b>Charlie REILLY</b>	Sheane
1 - X:00.000	6 - 1:26.375	
2 - 1:41.294	7 - 1:24.338	
3 - 1:34.082	8 - 1:24.278	
4 - 1:26.882	9 - <b>1:24.050</b>	
5 - 1:26.493		
<b>44</b>	<b>Chris MATHER</b>	Sheane MK3
1 - X:00.000	6 - 1:27.572	
2 - 1:42.625	7 - 1:26.674	
3 - 1:26.821	8 - <b>1:26.445</b>	
4 - 1:28.054	9 - 1:27.152	
5 - 1:30.971		
<b>48</b>	<b>Tim PROBERT</b>	Storm
1 - X:00.000	6 - 1:43.244P	
2 - 1:37.321	7 - 3:39.910	
3 - 1:31.049		
4 - 1:27.342		
5 - <b>1:27.094</b>		

Car No 8 needs a working transponder please.  
Weather : Sunny / Dry

Castle Combe  
Circuit Length = 1.8500 miles.

# Formula Vee Championship

## LAP ANALYSIS - QUALIFYING RACE 4

(contd.)

<b>50</b>	<b>John TOWNSHEND</b>	Sheane MKII
1 - X:00.000	6 - 1:29.483	
2 - 1:42.551	7 - 1:25.208	
3 - 1:29.396	8 - 1:24.786	
4 - 1:29.284	9 - <b>1:22.322</b>	
5 - 1:27.590		
<b>52</b>	<b>Jon STORER</b>	Scarab MK2
1 - X:00.000	6 - 1:29.765	
2 - 1:50.930	7 - 1:28.796	
3 - 1:39.253	8 - 1:28.946	
4 - 1:34.198	9 - <b>1:28.556</b>	
5 - 1:31.421		
<b>54</b>	<b>Phil WATERHOUSE</b>	ARI MK4b
1 - X:00.000	6 - 1:28.261	
2 - 1:45.722	7 - 1:23.818	
3 - 1:27.422	8 - <b>1:22.758</b>	
4 - 1:25.326	9 - 1:23.412	
5 - 1:23.203		
<b>60</b>	<b>Robert HIGGINS</b>	Sheane 98
1 - X:00.000	6 - 1:28.510	
2 - 1:42.563	7 - 1:23.695	
3 - 1:30.145	8 - <b>1:23.056</b>	
4 - 1:26.775	9 - 1:24.640	
5 - 1:24.637		
<b>66</b>	<b>Martin GALPIN</b>	GAC 01
1 - X:00.000	6 - 1:21.658	
2 - 1:34.747	7 - 1:21.182	
3 - 1:27.093	8 - 1:21.069	
4 - 1:24.327	9 - 1:20.370	
5 - 1:21.499	10 - <b>1:20.335</b>	
<b>88</b>	<b>David LAVINGTON</b>	Sheane MK1
1 - X:00.000	6 - 1:25.767	
2 - 1:41.281	7 - 1:25.390	
3 - 1:31.446	8 - 1:25.050	
4 - 1:27.407	9 - <b>1:24.727</b>	
5 - 1:28.608		
<b>94</b>	<b>Peter BELSEY</b>	Scarab MK2
1 - X:00.000	6 - 1:25.033	
2 - 1:42.814	7 - 1:24.861	
3 - 1:38.959	8 - <b>1:24.242</b>	
4 - 1:32.707	9 - 1:24.561	
5 - 1:29.061		


Car No 8 needs a working transponder please.  
Weather : Sunny / Dry

Castle Combe  
Circuit Length = 1.8500 miles.

# Formula Vee Championship

## GRID FOR RACE 4

ROW 17	28	WILLIAMS	1	JENVEY
ROW 16	52	STORER	39	GREGORY
ROW 15	48	PROBERT	55	SAUNDERS
ROW 14	26	COLLINS	67	TAYLOR
ROW 13	44	MATHER	37	WESTON
ROW 12	36	RANDALL	57	ROPER
ROW 11	88	LAVINGTON	47	CURRAN
ROW 10	94	BELSEY	33	LINDSAY
ROW 9	40	REILLY	69	McCARTHY
ROW 8	60	HIGGINS	85	DOWSON
ROW 7	30	FARMER	53	BOWLES
ROW 6	54	WATERHOUSE	23	KIDDY
ROW 5	50	TOWNSHEND	87	SMITH
ROW 4	16	BIRCH	49	HONICK
ROW 3	22	GLASSWELL	45	BURNETT
ROW 2	6	SMITH	99	JONES
ROW 1	66	GALPIN	29	CARD
		POLE		



Weather : Sunny / Dry

Castle Combe  
Circuit Length = 1.8500 miles.

**These results are provisional until the conclusion of any judicial and technical matters.**

Clerk of Course:	Stewards:	Timekeeper:
------------------	-----------	-------------

# Formula Vee Championship Qualification Race

## PROVISIONAL RESULT - RACE 4

POS	NO	CL	DRIVER	NAT	CAR	TIME	LAPS	GAP	MPH	BEST
1	29		Graham CARD		GAC 01	17:23.801	10		63.80	1:40.214
2	6		Paul SMITH		GAC 02	17:37.674	10	13.873	62.96	1:41.264
3	45		William BURNETT		Sheane	17:47.673	10	23.872	62.37	1:41.636
4	47		Paul CURRAN		Scarab MKII	17:48.784	10	24.983	62.31	1:44.647
5	1		Mike JENVEY		Sheane	17:54.551	10	30.750	61.97	1:43.675
6	87		Warren SMITH		Storm SF1	17:58.348	10	34.547	61.76	1:43.285
7	49		Richard HONICK		Sheane MK3	18:01.092	10	37.291	61.60	1:44.878
8	22		Stephen GLASSWELL		Storm	18:04.140	10	40.339	61.43	1:44.775
9	57		Tom ROPER		Scarab MK4	18:07.509	10	43.708	61.24	1:45.058
10	23		Graham KIDDY		Ray 97	18:11.396	10	47.595	61.02	1:44.502
11	66		Martin GALPIN		GAC 01	18:24.288	10	1:00.487	60.31	1:48.320
12	33		Ryan LINDSAY		AHS Challenger	18:30.493	10	1:06.692	59.97	1:46.907
13	48		Tim PROBERT		Storm	18:39.393	10	1:15.592	59.49	1:46.350
14	53		John BOWLES		Ray 97E	18:47.404	10	1:23.603	59.07	1:48.906
15	88		David LAVINGTON		Sheane MK1	18:57.987	10	1:34.186	58.52	1:49.315
16	85		Tony DOWSON		Sheane	18:59.859	10	1:36.058	58.42	1:49.390
17	40		Charlie REILLY		Sheane	19:00.797	10	1:36.996	58.38	1:48.296
18	16		James BIRCH		Storm SF1	19:02.511	10	1:38.710	58.29	1:49.080
19	50		John TOWNSHEND		Sheane MKII	19:08.778	10	1:44.977	57.97	1:50.229
20	52		Jon STORER		Scarab MK2	19:09.500	10	1:45.699	57.93	1:50.209
21	39		Peter GREGORY		Sheane FV96	19:13.918	10	1:50.117	57.71	1:50.497
22	37		Adrian WESTON		Leastone 5D	19:18.526	10	1:54.725	57.48	1:50.664
23	94		Peter BELSEY		Scarab MK2	17:29.618	9	1 LAP	57.10	1:49.934
24	44		Chris MATHER		Sheane MK3	17:30.622	9	1 LAP	57.05	1:51.221
25	30		Martin FARMER		GAC	17:36.289	9	1 LAP	56.74	1:47.154
26	54		Phil WATERHOUSE		ARI MK4b	17:43.569	9	1 LAP	56.35	1:51.419
27	28		Ben WILLIAMS		Sheane MK1	18:44.879	9	1 LAP	53.28	1:56.385
28	55		Ed SAUNDERS		Leastone	18:45.701	9	1 LAP	53.24	1:53.187
29	26		Sam COLLINS		AHS	17:26.561	8	2 LAPS	50.91	1:56.645
30	67		Paul TAYLOR		Scarab MKII	18:10.641	8	2 LAPS	48.85	1:55.335

### NOT CLASSIFIED

69	Niall McCARTHY		Storm SF2a		11:28.932	6	D.N.F.	58.00	1:50.248
60	Robert HIGGINS		Sheane 98		11:30.265	6	D.N.F.	57.89	1:48.868
99	Gethin JONES		Spyder		8:38.283	5	D.N.F.	64.25	1:41.587
36	Jon RANDALL		Kaimann		8:01.058	4	D.N.F.	55.37	1:53.316

### FASTEST LAP

29	Graham CARD		GAC 01		1:40.214	4	66.45mph	106.95kph
----	-------------	--	--------	--	----------	---	----------	-----------

Weather : Cloudy / Wet

These results are provisional until the conclusion of any judicial and technical matters.

Castle Combe

Circuit Length = 1.8500 miles.

Start: 14:47 End: 15:04

Clerk of Course:	Stewards:	Timekeeper:
------------------	-----------	-------------

# Formula Vee Championship Qualification Race

## LAP CHART FOR RACE 4

Lap 1			Lap 2			Lap 3			Lap 4			Lap 5		
No	Behind	Laptime	No	Behind	Laptime	No	Behind	Laptime	No	Behind	Laptime	No	Behind	Laptime
29		1:48.091	29		1:41.850	29		1:41.173	29		1:40.214	29		1:42.435
6	1.025	1:49.116	6	0.439	1:41.264	6	1.090	1:41.824	6	2.548	1:41.672	6	3.555	1:43.442
99	1.527	1:49.618	99	1.635	1:41.958	99	2.265	1:41.803	99	3.638	1:41.587	99	4.520	1:43.317
45	1.946	1:50.037	45	2.570	1:42.474	45	3.331	1:41.934	45	4.753	1:41.636	45	4.935	1:42.617
22	5.679	1:53.770	22	10.323	1:46.494	22	13.925	1:44.775	22	18.920	1:45.209	22	21.289	1:44.804
16	5.816	1:53.907	49	11.412	1:46.255	49	15.117	1:44.878	49	20.411	1:45.508	49	23.937	1:45.961
49	7.007	1:55.098	23	13.867	1:46.717	47	18.656	1:44.947	47	23.089	1:44.647	47	25.739	1:45.085
50	8.356	1:56.447	47	14.882	1:46.052	23	20.653	1:47.959	87	24.538	1:43.285	87	26.876	1:44.773
23	9.000	1:57.091	16	16.534	1:52.568	87	21.467	1:45.686	23	27.196	1:46.757	23	29.263	1:44.502
66	9.849	1:57.940	87	16.954	1:48.372	66	25.171	1:48.320	1	29.957	1:43.675	1	34.371	1:46.849
87	10.432	1:58.523	66	18.024	1:50.025	1	26.496	1:44.462	66	34.001	1:49.044	66	41.253	1:49.687
47	10.680	1:58.771	53	20.774	1:49.579	33	30.317	1:48.777	57	39.265	1:47.965	57	41.888	1:45.058
53	13.045	2:01.136	85	22.412	1:49.390	53	30.721	1:51.120	30	42.360	1:49.747	30	47.079	1:47.154
85	14.872	2:02.963	33	22.713	1:48.558	57	31.514	1:48.348	53	43.927	1:53.420	53	50.398	1:48.906
67	15.549	2:03.640	1	23.207	1:48.521	30	32.827	1:49.382	40	44.535	1:48.296	33	51.548	1:48.718
33	16.005	2:04.096	57	24.339	1:48.178	85	36.201	1:54.962	33	45.265	1:55.162	40	52.324	1:50.224
1	16.536	2:04.627	30	24.618	1:49.415	40	36.453	1:49.909	85	50.022	1:54.035	48	56.741	1:47.016
30	17.053	2:05.144	50	27.240	2:00.734	50	38.903	1:52.836	50	51.690	1:53.001	85	58.090	1:50.503
57	18.011	2:06.102	40	27.717	1:50.153	69	40.109	1:52.136	48	52.160	1:49.666	50	59.484	1:50.229
40	19.414	2:07.505	69	29.146	1:50.248	44	41.775	1:52.696	69	52.617	1:52.722	69	1:01.405	1:51.223
69	20.748	2:08.839	44	30.252	1:51.221	48	42.708	1:50.520	44	53.751	1:52.190	88	1:02.140	1:49.315
44	20.881	2:08.972	60	30.870	1:50.988	88	43.692	1:53.125	88	55.260	1:51.782	44	1:03.475	1:52.159
60	21.732	2:09.823	88	31.740	1:50.776	60	45.536	1:55.839	94	56.045	1:49.934	60	1:07.634	1:50.100
88	22.814	2:10.905	67	32.771	1:59.072	94	46.325	1:54.225	60	59.969	1:54.647	94	1:08.517	1:54.907
94	23.600	2:11.691	94	33.273	1:51.523	67	46.933	1:55.335	39	1:01.546	1:53.517	39	1:09.608	1:50.497
54	24.699	2:12.790	48	33.361	1:49.725	39	48.243	1:51.936	52	1:02.232	1:50.270	52	1:10.006	1:50.209
48	25.486	2:13.577	54	36.502	1:53.653	54	51.305	1:55.976	16	1:04.013	1:52.483	16	1:10.658	1:49.080
39	25.970	2:14.061	39	37.480	1:53.360	16	51.744	2:16.383	37	1:05.821	1:53.002	37	1:14.050	1:50.664
37	26.965	2:15.056	37	38.668	1:53.553	52	52.176	1:52.171	54	1:07.918	1:56.827	54	1:16.902	1:51.419
55	28.072	2:16.163	55	41.071	1:54.849	37	53.033	1:55.538	36	1:09.730	1:54.896	55	1:23.492	1:53.187
36	28.447	2:16.538	52	41.178	1:54.207	36	55.048	1:53.316	55	1:12.740	1:53.565			
52	28.821	2:16.912	36	42.905	1:56.308	55	59.389	1:59.491	67	1:27.352	2:20.633P			
26	30.406	2:18.497	26	45.201	1:56.645	26	1:04.422	2:00.394	28	1:28.676	2:02.877			
28	32.230	2:20.321	28	46.765	1:56.385	28	1:06.013	2:00.421	26	1:35.889	2:11.681			

Weather : Cloudy / Wet

# Formula Vee Championship Qualification Race

## LAP CHART FOR RACE 4

(contd.)

Lap 6			Lap 7			Lap 8			Lap 9			Lap 10		
No	Behind	Laptime	No	Behind	Laptime	No	Behind	Laptime	No	Behind	Laptime	No	Behind	Laptime
29		1:43.224	29		1:43.940	29		1:49.456	29		1:46.479	29		1:46.939
28	1 LAP	1:58.941	67	2 LAPS	3:43.487	6	4.583	1:48.969	30	1 LAP	1:55.462	26	2 LAPS	2:15.422
6	3.905	1:43.574	6	5.070	1:45.105	67	2 LAPS	2:02.502	6	7.596	1:49.492	94	1 LAP	1:55.106
45	5.843	1:44.132	28	1 LAP	2:02.192	45	23.000	1:47.546	54	1 LAP	2:01.344	44	1 LAP	1:58.284
26	1 LAP	2:12.945	45	24.910	2:03.007	47	26.099	1:45.061	45	23.863	1:47.342	30	1 LAP	1:53.940
22	25.130	1:47.065	22	30.305	1:49.115	22	29.566	1:48.717	47	26.164	1:46.544	6	13.873	1:53.216
47	28.628	1:46.113	47	30.494	1:45.806	87	31.583	1:46.962	67	2 LAPS	2:03.969	54	1 LAP	1:52.713
49	29.923	1:49.210	49	33.127	1:47.144	49	32.179	1:48.508	22	32.048	1:48.961	45	23.872	1:46.948
87	31.020	1:47.368	87	34.077	1:46.997	1	33.254	1:44.247	87	32.521	1:47.417	47	24.983	1:45.758
23	34.106	1:48.067	23	38.157	1:47.991	23	40.475	1:51.774	1	33.007	1:46.232	1	30.750	1:44.682
1	37.844	1:46.697	1	38.463	1:44.559	28	1 LAP	2:12.258	49	33.438	1:47.738	87	34.547	1:48.965
57	44.119	1:45.455	57	45.894	1:45.715	57	43.339	1:46.901	23	42.512	1:48.516	49	37.291	1:50.792
66	47.031	1:49.002	66	52.353	1:49.262	55	1 LAP	2:51.087	57	43.599	1:46.739	22	40.339	1:55.230
33	56.484	1:48.160	26	1 LAP	2:15.557	66	53.870	1:50.973	66	57.728	1:50.337	57	43.708	1:47.048
53	58.531	1:51.357	33	59.451	1:46.907	33	59.421	1:49.426	28	1 LAP	2:05.768	67	2 LAPS	2:02.003
48	59.867	1:46.350	48	1:03.242	1:47.315	48	1:00.687	1:46.901	33	1:04.381	1:51.439	23	47.595	1:52.022
85	1:07.511	1:52.645	53	1:03.793	1:49.202	53	1:08.501	1:54.164	55	1 LAP	2:01.105	66	1:00.487	1:49.698
50	1:08.753	1:52.493	85	1:15.613	1:52.042	40	1:16.086	1:49.176	48	1:10.671	1:56.463	33	1:06.692	1:49.250
40	1:09.068	1:59.968	40	1:16.366	1:51.238	85	1:17.944	1:51.787	53	1:14.921	1:52.899	48	1:15.592	1:51.860
88	1:09.362	1:50.446	88	1:17.222	1:51.800	88	1:20.047	1:52.281	40	1:23.955	1:54.348	28	1 LAP	2:05.716
44	1:11.590	1:51.339	50	1:21.380	1:56.567	26	1 LAP	2:15.420	85	1:27.046	1:55.581	55	1 LAP	2:00.716
69	1:11.945	1:53.764	16	1:25.365	1:50.524	50	1:25.108	1:53.184	88	1:27.333	1:53.765	53	1:23.603	1:55.621
60	1:13.278	1:48.868	94	1:27.045	1:55.163	16	1:27.192	1:51.283	16	1:33.312	1:52.599	88	1:34.186	1:53.792
94	1:15.822	1:50.529	52	1:27.482	1:52.057	52	1:28.782	1:50.756	50	1:36.000	1:57.371	85	1:36.058	1:55.951
39	1:18.569	1:52.185	39	1:29.507	1:54.878	39	1:35.231	1:55.180	52	1:38.370	1:56.067	40	1:36.996	1:59.980
16	1:18.781	1:51.347	37	1:31.898	1:52.769	37	1:36.990	1:54.548	39	1:41.644	1:52.892	16	1:38.710	1:52.337
52	1:19.365	1:52.583	44	1:33.379	2:05.729	44	1:41.955	1:58.032	37	1:44.502	1:53.991	50	1:44.977	1:55.916
37	1:23.069	1:52.243	30	1:45.960	1:55.986	94	1:44.129	2:06.540				52	1:45.699	1:54.268
30	1:33.914	2:30.059	54	1:48.585	1:55.486							39	1:50.117	1:55.412
55	1:35.806	1:55.538										37	1:54.725	1:57.162
54	1:37.039	2:03.361												


Weather : Cloudy / Wet

Castle Combe  
Circuit Length = 1.8500 miles.  
Start: 14:47 End: 15:04

# Formula Vee Championship

## GRID FOR RACE 9

ROW 17	30	FARMER	54	WATERHOUSE	
ROW 16		94	BELSEY	44	MATHER
ROW 15	39	GREGORY	37	WESTON	
ROW 14		50	TOWNSHEND	52	STORER
ROW 13	40	REILLY	16	BIRCH	
ROW 12		88	LAVINGTON	85	DOWSON
ROW 11	48	PROBERT	53	BOWLES	
ROW 10		66	GALPIN	33	LINDSAY
ROW 9	57	ROPER	23	KIDDY	
ROW 8		49	HONICK	22	GLASSWELL
ROW 7	1	JENVEY	87	SMITH	
ROW 6		45	BURNETT	47	CURRAN
ROW 5	29	CARD	6	SMITH	
ROW 4		4	OLIVEIRA	51	EVANS
ROW 3	2	DONN	7	BUXTON	
ROW 2		8	HUGHES	15	OUGH
ROW 1	14	OLIVEIRA	5	HANDS	
		POLE			



Weather : Cloudy / Wet

These results are provisional until the conclusion of any judicial and technical matters.

Castle Combe  
 Circuit Length = 1.8500 miles.  
 Start: 08:59 End: 09:15

Clerk of Course:	Stewards:	Timekeeper:
------------------	-----------	-------------

# Formula Vee Championship

## PROVISIONAL RESULT - RACE 9

POS	NO	CL	DRIVER	NAT	CAR	TIME	LAPS	GAP	MPH	BEST
1	7		Ian BUXTON		GAC/Daghorn 01	16:05.796	10		68.95	1:33.443
2	14		Sam OLIVEIRA		Sheane	16:07.761	10	1.965	68.81	1:34.666
3	8		John HUGHES		Leastone JH002	16:15.550	10	9.754	68.26	1:34.537
4	1		Mike JENVEY		Sheane	16:32.387	10	26.591	67.11	1:36.800
5	4		Jake OLIVEIRA		Storm SF1	16:33.124	10	27.328	67.06	1:36.702
6	45		William BURNETT		Sheane	16:45.760	10	39.964	66.21	1:37.702
7	47		Paul CURRAN		Scarab MKII	17:03.599	10	57.803	65.06	1:38.537
8	66		Martin GALPIN		GAC 01	17:04.153	10	58.357	65.02	1:37.990
9	15		Steven OUGH		AMS Challenger	17:21.113	10	1:15.317	63.97	1:41.486
10	51		Ben EVANS		Scarab	17:22.396	10	1:16.600	63.89	1:41.440
11	48		Tim PROBERT		Storm	17:30.418	10	1:24.622	63.40	1:40.664
12	16		James BIRCH		Storm SF1	17:34.675	10	1:28.879	63.14	1:40.951
13	33		Ryan LINDSAY		AHS Challenger	17:35.614	10	1:29.818	63.09	1:43.384
14	57		Tom ROPER		Scarab MK4	17:43.223	10	1:37.427	62.64	1:42.704
15	87		Warren SMITH		Storm SF1	17:43.521	10	1:37.725	62.62	1:40.977
16	52		Jon STORER		Scarab MK2	16:14.830	9	1 LAP	61.48	1:44.909
17	88		David LAVINGTON		Sheane MK1	16:15.992	9	1 LAP	61.41	1:42.925
18	53		John BOWLES		Ray 97E	16:24.422	9	1 LAP	60.88	1:45.470
19	37		Adrian WESTON		Leastone 5D	16:24.716	9	1 LAP	60.87	1:44.957
20	50		John TOWNSHEND		Sheane MKII	16:33.139	9	1 LAP	60.35	1:45.361
21	30		Martin FARMER		GAC	16:36.112	9	1 LAP	60.17	1:47.241
22	85		Tony DOWSON		Sheane	16:42.475	9	1 LAP	59.79	1:46.824
23	39		Peter GREGORY		Sheane FV96	16:53.307	9	1 LAP	59.15	1:46.220
24	94		Peter BELSEY		Scarab MK2	16:57.785	9	1 LAP	58.89	1:44.013
25	44		Chris MATHER		Sheane MK3	17:17.547	9	1 LAP	57.77	1:48.400

### NOT CLASSIFIED

5			Daniel HANDS		AHS Challenger	11:47.808	7	D.N.F.	65.86	1:37.580
40			Charlie REILLY		Sheane	9:10.037	5	D.N.F.	60.54	1:45.701
49			Richard HONICK		Sheane MK3	5:40.709	3	D.N.F.	58.64	1:49.402
23			Graham KIDDY		Ray 97	5:41.264	3	D.N.F.	58.54	1:46.235
2			Martyn DONN		Scarab	6:42.555	3	D.N.F.	49.63	1:51.606
29			Graham CARD		GAC 01		0	D.N.F.	N/A	

### FASTEST LAP

7			Ian BUXTON		GAC/Daghorn 01	1:33.443	10	71.27mph		114.70kph
---	--	--	------------	--	----------------	----------	----	----------	--	-----------

Weather : Cloudy / Wet

These results are provisional until the conclusion of any judicial and technical matters.

Castle Combe

Circuit Length = 1.8500 miles.

Start: 17:38 End: 17:54

Clerk of Course:	Stewards:	Timekeeper:
------------------	-----------	-------------

# Formula Vee Championship

## LAP CHART FOR RACE 9

Lap 1			Lap 2			Lap 3			Lap 4			Lap 5		
No	Behind	Laptime	No	Behind	Laptime	No	Behind	Laptime	No	Behind	Laptime	No	Behind	Laptime
14		1:43.083	14		1:37.074	14		1:34.666	14		1:34.952	14		1:35.584
7	3.230	1:46.313	7	3.017	1:36.861	7	4.641	1:36.290	7	5.764	1:36.075	8	5.865	1:35.271
8	4.050	1:47.133	8	4.008	1:37.032	8	5.399	1:36.057	8	6.178	1:35.731	7	6.754	1:36.574
5	4.439	1:47.522	45	11.118	1:42.100	1	15.091	1:38.402	2	1 LAP	2:54.296P	1	19.122	1:36.932
45	6.092	1:49.175	1	11.355	1:40.669	45	16.921	1:40.469	1	17.774	1:37.635	4	22.298	1:36.845
1	7.760	1:50.843	5	11.552	1:44.187	4	17.095	1:39.273	4	21.037	1:38.894	45	23.789	1:37.702
2	8.523	1:51.606	4	12.488	1:40.705	5	19.515	1:42.629	45	21.671	1:39.702	5	25.444	1:37.580
4	8.857	1:51.940	47	14.437	1:41.658	47	20.869	1:41.098	5	23.448	1:38.885	47	34.870	1:43.588
47	9.853	1:52.936	15	17.873	1:43.864	15	26.654	1:43.447	47	26.866	1:40.949	15	41.036	1:41.486
15	11.083	1:54.166	51	20.335	1:45.287	51	29.764	1:44.095	15	35.134	1:43.432	51	44.498	1:42.107
51	12.122	1:55.205	33	21.604	1:44.651	57	30.214	1:42.976	51	37.975	1:43.163	66	45.233	1:41.763
33	14.027	1:57.110	57	21.904	1:44.221	87	30.810	1:42.484	87	38.283	1:42.425	48	48.049	1:41.448
57	14.757	1:57.840	87	22.992	1:43.965	33	32.719	1:45.781	66	39.054	1:41.103	33	50.897	1:44.746
49	15.331	1:58.414	66	23.895	1:44.126	66	32.903	1:43.674	57	40.358	1:45.096	57	56.808	1:52.034
87	16.101	1:59.184	48	26.593	1:44.895	48	34.886	1:42.959	33	41.735	1:43.968	87	59.327	1:56.628
66	16.843	1:59.926	49	27.659	1:49.402	16	40.678	1:46.801	48	42.185	1:42.251	16	1:00.630	1:43.502
39	17.818	2:00.901	2	28.102	1:56.653	40	42.928	1:47.461	16	52.712	1:46.986	40	1:04.678	1:46.585
48	18.772	2:01.855	16	28.543	1:45.526	39	43.927	1:49.181	40	53.677	1:45.701	39	1:06.931	1:46.220
16	20.091	2:03.174	39	29.412	1:48.668	52	45.184	1:48.091	39	56.295	1:47.320	52	1:07.685	1:46.647
40	21.441	2:04.524	40	30.133	1:45.766	49	45.886	1:52.893	52	56.622	1:46.390	53	1:10.741	1:45.850
23	21.628	2:04.711	23	30.789	1:46.235	23	46.441	1:50.318	53	1:00.475	1:47.392	37	1:12.356	1:46.418
52	22.282	2:05.365	52	31.759	1:46.551	53	48.035	1:48.262	37	1:01.522	1:47.859	88	1:12.920	1:45.654
53	23.308	2:06.391	53	34.439	1:48.205	37	48.615	1:48.030	88	1:02.850	1:45.464	30	1:18.769	1:47.622
37	24.023	2:07.106	37	35.251	1:48.302	30	51.399	1:49.882	30	1:06.731	1:50.284	50	1:19.047	1:47.483
85	25.243	2:08.326	50	35.852	1:47.388	50	51.891	1:50.705	50	1:07.148	1:50.209	85	1:22.079	1:48.091
50	25.538	2:08.621	30	36.183	1:47.311	88	52.338	1:47.938	85	1:09.572	1:49.579	94	1:33.532	1:51.614
88	25.735	2:08.818	85	38.778	1:50.609	85	54.945	1:50.833	94	1:17.502	1:48.385	44	1:35.573	1:48.400
30	25.946	2:09.029	88	39.066	1:50.405	94	1:04.069	1:48.635	44	1:22.757	1:48.465			
44	26.780	2:09.863	44	39.910	1:50.204	44	1:09.244	2:04.000						
94	27.673	2:10.756	94	50.100	1:59.501									

# Formula Vee Championship

## LAP CHART FOR RACE 9

(contd.)

Lap 6			Lap 7			Lap 8			Lap 9			Lap 10		
No	Behind	Laptime	No	Behind	Laptime	No	Behind	Laptime	No	Behind	Laptime	No	Behind	Laptime
14		1:35.940	14		1:35.404	14		1:36.972	14		1:36.532	7		1:33.443
8	4.462	1:34.537	8	4.702	1:35.644	7	3.212	1:34.894	7	2.146	1:35.466	14	1.965	1:37.554
7	4.985	1:34.171	7	5.290	1:35.709	30	1 LAP	1:49.025	88	1 LAP	1:44.639	52	1 LAP	1:45.160
1	19.982	1:36.800	44	1 LAP	1:52.108	50	1 LAP	1:49.623	8	8.544	1:36.593	8	9.754	1:36.799
4	23.412	1:37.054	1	22.043	1:37.465	8	8.483	1:40.753	53	1 LAP	1:48.156	88	1 LAP	1:42.925
45	26.641	1:38.792	4	25.095	1:37.087	85	1 LAP	1:51.080	37	1 LAP	1:47.631	53	1 LAP	1:45.470
5	27.907	1:38.403	94	1 LAP	2:04.364	1	23.308	1:38.237	50	1 LAP	1:45.361	37	1 LAP	1:44.957
47	41.373	1:42.443	45	30.040	1:38.803	4	24.825	1:36.702	30	1 LAP	1:48.098	1	26.591	1:37.622
15	47.494	1:42.398	5	31.105	1:38.602	45	33.306	1:40.238	85	1 LAP	1:48.155	4	27.328	1:37.326
66	47.733	1:38.440	47	48.055	1:42.086	94	1 LAP	1:45.017	1	24.558	1:37.782	50	1 LAP	1:46.044
51	49.998	1:41.440	66	50.319	1:37.990	44	1 LAP	2:00.152	4	25.591	1:37.298	30	1 LAP	1:47.241
48	53.290	1:41.181	15	54.897	1:42.807	47	51.161	1:40.078	39	1 LAP	2:15.259	85	1 LAP	1:48.978
33	58.834	1:43.877	51	57.460	1:42.866	66	51.451	1:38.104	45	35.252	1:38.478	45	39.964	1:40.301
87	1:05.474	1:42.087	48	59.684	1:41.798	15	1:01.358	1:43.433	94	1 LAP	1:44.013	39	1 LAP	1:49.194
16	1:06.611	1:41.921	33	1:07.455	1:44.025	48	1:03.393	1:40.681	44	1 LAP	1:51.226	94	1 LAP	1:45.500
57	1:08.876	1:48.008	87	1:12.054	1:41.984	51	1:03.652	1:43.164	47	54.855	1:40.226	47	57.803	1:38.537
52	1:17.863	1:46.118	16	1:13.330	1:42.123	33	1:14.406	1:43.923	66	55.209	1:40.290	66	58.357	1:38.737
39	1:19.430	1:48.439	57	1:17.150	1:43.678	87	1:16.059	1:40.977	15	1:07.189	1:42.363	44	1 LAP	1:53.129
53	1:20.998	1:46.197	52	1:28.058	1:45.599	16	1:17.771	1:41.413	48	1:07.525	1:40.664	15	1:15.317	1:43.717
88	1:22.404	1:45.424	88	1:31.725	1:44.725	57	1:24.041	1:43.863	51	1:09.962	1:42.842	51	1:16.600	1:42.227
37	1:24.221	1:47.805	39	1:32.151	1:48.125	52	1:35.995	1:44.909	33	1:21.258	1:43.384	48	1:24.622	1:52.686
30	1:30.449	1:47.620	53	1:34.093	1:48.499				87	1:21.376	1:41.849	16	1:28.879	1:42.278
50	1:30.812	1:47.705	37	1:35.425	1:46.608				16	1:22.190	1:40.951	33	1:29.818	1:44.149
85	1:32.963	1:46.824							57	1:30.213	1:42.704	57	1:37.427	1:42.803
												87	1:37.725	1:51.938

Weather : Cloudy / Wet

msttimina.com

Page 2 of 2

Castle Combe

Circuit Length = 1.8500 miles.

Start: 17:38 End: 17:54

Printed - 17:58 Saturday, 25 March 2006

**BookaTrack.com Caterham Graduate Champ iaw McMillan M/Sport  
QUALIFYING FOR RACE 3**

POS	NO	CL	DRIVER	NAT	CAR	TIME	LAPS	GAP	MPH
1	66		Andrew OUTTERSIDE		Caterham 7	1:24.320	11		78.98
2	53		Rob DRAPER		Caterham 7	1:24.478	11	0.158	78.83
3	55		Andrew SMITH		Caterham 7	1:25.077	12	0.757	78.28
4	52		Graeme SMITH		Caterham 7	1:25.500	11	1.180	77.89
5	42		Graham SMITH		Caterham 7	1:25.655	11	1.335	77.75
6	60		Kim RAYMENT		Caterham 7	1:26.196	11	1.876	77.26
7	80		Simon BONSER		Caterham 7	1:26.463	11	2.143	77.02
8	88		Andy COOMBS		Caterham 7	1:26.709	11	2.389	76.80
9	64		Jonathan VAMPLEW		Caterham 7	1:27.970	11	3.650	75.70
10	59		Alan PEARCE		Caterham 7	1:29.713	11	5.393	74.23
11	56		Sheila MARSHALL		Caterham 7	1:30.213	11	5.893	73.82
12	75		Mark PARSONAGE		Caterham 7	1:30.471	4	6.151	73.61
13	57		Pete CANNARD		Caterham 7	1:31.136	11	6.816	73.07
14	61		Darren GRAINGER		Caterham 7	1:32.085	10	7.765	72.32

Weather : Sunny / Damp

These results are provisional until the conclusion of any judicial and technical matters.

Castle Combe

Circuit Length = 1.8500 miles.

Start: 09:29 End: 09:44

Clerk of Course:	Stewards:	Timekeeper:
------------------	-----------	-------------

**BookaTrack.com Caterham Graduate Champ iaw McMillan M/Sport  
LAP ANALYSIS - QUALIFYING RACE 3**

<b>42</b>	<b>Graham SMITH</b>	Caterham 7
1 - 4:23.975	6 - <b>1:25.655</b>	11 - 1:26.027
2 - 1:30.472	7 - 1:25.752	
3 - 1:26.893	8 - 1:25.913	
4 - 1:26.372	9 - 1:26.311	
5 - 1:26.604	10 - 1:26.039	
<b>52</b>	<b>Graeme SMITH</b>	Caterham 7
1 - 4:07.965	6 - 1:26.308	11 - 1:25.672
2 - 1:35.631	7 - 1:25.757	
3 - 1:28.213	8 - 1:26.441	
4 - 1:26.962	9 - 1:26.656	
5 - 1:25.612	10 - <b>1:25.500</b>	
<b>53</b>	<b>Rob DRAPER</b>	Caterham 7
1 - 4:22.729	6 - 1:25.425	11 - <b>1:24.478</b>
2 - 1:33.201	7 - 1:40.947	
3 - 1:26.309	8 - 1:25.736	
4 - 1:25.572	9 - 1:25.682	
5 - 1:25.474	10 - 1:25.533	
<b>55</b>	<b>Andrew SMITH</b>	Caterham 7
1 - 4:03.215	6 - 1:25.517	11 - 1:25.440
2 - 1:31.905	7 - 1:25.786	12 - 1:26.777
3 - 1:26.721	8 - 1:25.393	
4 - 1:25.948	9 - <b>1:25.077</b>	
5 - 1:25.610	10 - 1:25.636	
<b>56</b>	<b>Sheila MARSHALL</b>	Caterham 7
1 - 4:15.480	6 - 1:30.640	11 - 1:30.661
2 - 1:41.844	7 - <b>1:30.213</b>	
3 - 1:32.086	8 - 1:30.521	
4 - 1:31.072	9 - 1:30.622	
5 - 1:31.052	10 - 1:30.752	
<b>57</b>	<b>Pete CANNARD</b>	Caterham 7
1 - 4:11.411	6 - 1:31.513	11 - 1:31.219
2 - 1:39.197	7 - <b>1:31.136</b>	
3 - 1:33.203	8 - 1:31.713	
4 - 1:31.897	9 - 1:32.761	
5 - 1:32.337	10 - 1:31.787	
<b>59</b>	<b>Alan PEARCE</b>	Caterham 7
1 - 4:18.250	6 - 1:31.831	11 - 1:30.425
2 - 1:46.824	7 - 1:31.780	
3 - 1:35.701	8 - 1:31.772	
4 - 1:34.802	9 - 1:30.536	
5 - 1:32.393	10 - <b>1:29.713</b>	

Weather : Sunny / Damp

**BookaTrack.com Caterham Graduate Champ iaw McMillan M/Sport  
LAP ANALYSIS - QUALIFYING RACE 3**

(contd.)

<b>60</b>	<b>Kim RAYMENT</b>	Caterham 7
1 - 4:05.982	6 - 1:28.074	11 - <b>1:26.196</b>
2 - 1:37.341	7 - 1:28.091	
3 - 1:31.988	8 - 1:28.095	
4 - 1:29.737	9 - 1:27.832	
5 - 1:29.077	10 - 1:27.500	
<b>61</b>	<b>Darren GRAINGER</b>	Caterham 7
1 - 4:20.883	6 - 1:33.100	
2 - 1:49.451	7 - <b>1:32.085</b>	
3 - 1:36.767	8 - 1:32.892	
4 - 1:33.943	9 - 1:32.431	
5 - 1:33.543	10 - 1:32.542	
<b>64</b>	<b>Jonathan VAMPLEW</b>	Caterham 7
1 - 4:26.483	6 - 1:29.903	11 - 1:28.207
2 - 1:39.825	7 - 1:28.993	
3 - 1:32.491	8 - 1:29.030	
4 - 1:31.204	9 - 1:28.964	
5 - 1:29.960	10 - <b>1:27.970</b>	
<b>66</b>	<b>Andrew OUTERSIDE</b>	Caterham 7
1 - 4:13.857	6 - 1:25.219	11 - 1:24.521
2 - 1:32.258	7 - 1:27.911	
3 - 1:26.670	8 - 1:27.033	
4 - 1:25.035	9 - 1:26.809	
5 - 1:25.086	10 - <b>1:24.320</b>	
<b>75</b>	<b>Mark PARSONAGE</b>	Caterham 7
1 - 4:21.730		
2 - 1:41.739		
3 - 1:30.499		
4 - <b>1:30.471</b>		
<b>80</b>	<b>Simon BONSER</b>	Caterham 7
1 - 4:08.507	6 - 1:28.052	11 - 1:28.272
2 - 1:35.795	7 - 1:28.911	
3 - 1:28.750	8 - 1:30.400	
4 - <b>1:26.463</b>	9 - 1:28.620	
5 - 1:27.284	10 - 1:28.457	
<b>88</b>	<b>Andy COOMBS</b>	Caterham 7
1 - 4:52.200	6 - 1:28.532	11 - <b>1:26.709</b>
2 - 1:40.275	7 - 1:27.584	
3 - 1:29.995	8 - 1:28.225	
4 - 1:29.349	9 - 1:27.111	
5 - 1:27.595	10 - 1:27.329	

Weather : Sunny / Damp

**BookaTrack.com Caterham Mega Graduate Champ iaw McMillan M/Sport  
LAP ANALYSIS - QUALIFYING RACE 5**

<b>2</b>	<b>Martin AMISON</b>	Caterham 7
1 - 2:28.358	6 - 1:19.940	
2 - 1:33.126	7 - 1:20.721	
3 - 1:24.477	8 - <b>1:19.710</b>	
4 - 1:22.921	9 - 1:20.384	
5 - 1:21.195	10 - 1:23.213	
<b>4</b>	<b>Nick FROST</b>	Caterham 7
1 - 2:27.084	6 - 1:20.065	
2 - 1:34.003	7 - 1:21.941	
3 - 1:25.410	8 - 1:20.084	
4 - 1:23.677	9 - <b>1:19.760</b>	
5 - 1:21.810	10 - 1:20.608	
<b>5</b>	<b>Stuart SIMPSON</b>	Caterham 7
1 - 2:43.806	6 - 1:23.601	
2 - 1:32.587	7 - <b>1:18.908</b>	
3 - 1:23.728	8 - 1:29.113	
4 - 1:22.994	9 - 1:20.580	
5 - 1:20.242	10 - 1:20.617	
<b>6</b>	<b>Michael THORNHILL</b>	Caterham 7
1 - 2:25.924	6 - 1:19.985	
2 - 1:32.835	7 - 1:20.710	
3 - 1:25.485	8 - 1:21.315	
4 - 1:23.204	9 - <b>1:19.981</b>	
5 - 1:22.160	10 - 1:20.153	
<b>8</b>	<b>Paul HUDSON</b>	Caterham 7
1 - 2:16.671	6 - <b>1:19.209</b>	
2 - 1:28.916	7 - 1:19.273	
3 - 1:23.987	8 - 1:19.344	
4 - 1:21.817	9 - 1:21.596	
5 - 1:20.145	10 - 1:22.794	
<b>9</b>	<b>Mike WELBURN</b>	Caterham 7
1 - 2:41.031	6 - 1:20.689	
2 - 1:45.832P	7 - 1:20.756	
3 - 1:56.023	8 - <b>1:19.575</b>	
4 - 1:21.808	9 - 1:20.314	
5 - 1:21.523	10 - 1:19.731	
<b>12</b>	<b>Mark HARRISON</b>	Caterham 7
1 - 2:49.534	6 - 1:31.671	
2 - 1:40.491	7 - 1:33.754	
3 - 1:35.634	8 - <b>1:29.292</b>	
4 - 1:34.710		
5 - 1:31.972		

Car No's 40 & 41 need working transponders please.  
Weather : Overcast / Dry

Castle Combe  
Circuit Length = 1.8500 miles.  
Start: 10:51 End: 11:03

**BookaTrack.com Caterham Mega Graduate Champ iaw McMillan M/Sport  
LAP ANALYSIS - QUALIFYING RACE 5**

(contd.)

<b>13</b>	<b>Michael FESEMEYER</b>	Caterham 7
1 - 2:38.977	6 - <b>1:21.087</b>	
2 - 1:33.479	7 - 1:21.177	
3 - 1:25.475	8 - 1:22.375	
4 - 1:23.802	9 - 1:23.961	
5 - 1:21.195	10 - 1:22.561	
<b>14</b>	<b>Guy HALLEY</b>	Caterham 7
1 - 2:16.202	6 - 1:19.265	11 - 1:18.951
2 - 1:28.414	7 - 1:18.536	
3 - 1:24.374	8 - 1:18.746	
4 - 1:21.597	9 - <b>1:18.505</b>	
5 - 1:19.755	10 - 1:20.228	
<b>17</b>	<b>Tom OVERTON</b>	Caterham 7
1 - 2:33.157	6 - 1:21.073	
2 - 1:30.337	7 - 1:21.017	
3 - 1:24.002	8 - 1:20.934	
4 - 1:23.408	9 - 1:21.929	
5 - 1:22.240	10 - <b>1:20.654</b>	
<b>19</b>	<b>Tim JUMP</b>	Caterham 7
1 - 2:30.116	6 - 1:20.960	
2 - 1:32.268	7 - 1:20.332	
3 - 1:24.516	8 - 1:20.185	
4 - 1:23.613	9 - <b>1:19.242</b>	
5 - 1:20.994	10 - 1:20.654	
<b>20</b>	<b>Franek LOW</b>	Caterham 7
1 - 2:34.788	6 - 1:21.650	
2 - 1:30.621	7 - <b>1:21.306</b>	
3 - 1:24.958	8 - 1:23.047	
4 - 1:23.008	9 - 1:22.867	
5 - 1:22.507	10 - 1:22.389	
<b>22</b>	<b>Danny NASH</b>	Caterham 7
1 - 2:22.694	6 - 1:21.759	
2 - 1:36.570	7 - <b>1:20.323</b>	
3 - 1:25.935	8 - 1:25.367	
4 - 1:25.045	9 - 1:30.822	
5 - 1:26.756	10 - 1:21.308	
<b>24</b>	<b>Nick WOODS</b>	Caterham 7
1 - 2:42.867	6 - 1:24.332	
2 - 1:34.615	7 - 1:24.331	
3 - 1:28.684	8 - <b>1:23.997</b>	
4 - 1:26.422	9 - 1:24.038	
5 - 1:25.202	10 - 1:24.390	

Car No's 40 & 41 need working transponders please.  
Weather : Overcast / Dry

Castle Combe  
Circuit Length = 1.8500 miles.  
Start: 10:51 End: 11:03

## BookaTrack.com Caterham Mega Graduate Champ iaw McMillan M/Sport LAP ANALYSIS - QUALIFYING RACE 5

(contd.)

<b>27</b>	<b>James BARLOW</b>	Caterham 7
1 - 2:48.145	6 - 1:21.600	
2 - 1:33.358	7 - 1:22.086	
3 - 1:27.874	8 - 1:21.693	
4 - 1:24.297	9 - 1:23.099	
5 - 1:24.406	10 - <b>1:21.209</b>	
<b>28</b>	<b>Chris FOX</b>	Caterham 7
1 - 2:31.202	6 - <b>1:20.217</b>	
2 - 1:31.654	7 - 1:23.169	
3 - 1:24.355	8 - 1:20.649	
4 - 1:23.544	9 - 1:20.782	
5 - 1:21.774	10 - 1:20.747	
<b>30</b>	<b>Bob WILSON</b>	Caterham 7
1 - 2:37.395	6 - 1:24.204	
2 - 1:33.631	7 - <b>1:23.032</b>	
3 - 1:27.757	8 - 1:24.521	
4 - 1:26.010	9 - 1:27.646	
5 - 1:23.375	10 - 1:23.521	
<b>32</b>	<b>Declan DOLAN</b>	Caterham 7
1 - 4:40.998P		
2 - 2:22.248		
3 - 1:54.796		
4 - 1:55.228		
5 - <b>1:54.324</b>		
<b>38</b>	<b>Matthew GILLBANKS</b>	Caterham 7
1 - 2:25.008	6 - 1:57.984	
2 - 1:32.242	7 - 1:21.387	
3 - 1:24.751	8 - 1:20.524	
4 - 1:23.699	9 - 1:21.295	
5 - 1:39.411P	10 - <b>1:18.733</b>	
<b>40</b>	<b>Christopher AWCOCK</b>	Caterham 7
1 - 2:50.823	6 - 1:33.668	
2 - 1:44.981	7 - 1:30.988	
3 - 1:39.838	8 - 1:31.008	
4 - 1:35.794	9 - <b>1:29.717</b>	
5 - 1:32.254		
<b>41</b>	<b>Chris BATTEN</b>	Caterham 7
1 - 2:54.261	6 - 1:21.977	
2 - 1:43.655	7 - 1:21.724	
3 - 1:28.352	8 - 1:22.050	
4 - 1:24.927	9 - 1:21.362	
5 - 1:23.444	10 - <b>1:19.947</b>	

Car No's 40 & 41 need working transponders please.  
Weather : Overcast / Dry

Castle Combe  
Circuit Length = 1.8500 miles.  
Start: 10:51 End: 11:03


**BookaTrack.com Caterham Mega Graduate Champ iaw McMillan M/Sport  
LAP ANALYSIS - QUALIFYING RACE 5**

(contd.)

<b>44</b>	<b>Riki NASH</b>	Caterham 7
1 - 2:23.825	6 - 1:19.801	
2 - 1:32.563	7 - 1:23.991	
3 - 1:26.618	8 - 1:20.384	
4 - 1:23.768	9 - 1:19.406	
5 - 1:21.526	10 - <b>1:18.815</b>	
<b>47</b>	<b>David O'CARROLL</b>	Caterham 7
1 - 2:19.934	6 - 1:20.606	
2 - 1:32.501	7 - 1:20.365	
3 - 1:26.351	8 - <b>1:20.133</b>	
4 - 1:23.370	9 - 1:22.729	
5 - 1:20.958	10 - 1:20.327	

**BookaTrack.com Caterham Graduate Champ iaw McMillan M/Sport  
GRID FOR RACE 3 - AMENDED**

ROW 14	35	MOTHERS	5	SMITH
ROW 13	81	BERRY	15	CRONSHAW
ROW 12	24	SCANNELL	25	WALTHAM
ROW 11	17	HAWKEN	73	BENJAMIN
ROW 10	13	ROSAMOND	71	WINROW
ROW 9				
ROW 8				
ROW 7	57	CANNARD	61	GRAINGER
ROW 6	56	MARSHALL	75	PARSONAGE
ROW 5	64	VAMPLEW	59	PEARCE
ROW 4	80	BONSER	88	COOMBS
ROW 3	42	SMITH	60	RAYMENT
ROW 2	55	SMITH	52	SMITH
ROW 1	66	OUTTERSIDE	53	DRAPER
		POLE		



Castle Combe  
Circuit Length = 1.8500 miles.

**Weather : Cloudy / Wet**  
**These results are provisional until the conclusion of any judicial and technical matters.**

Clerk of Course:	Stewards:	Timekeeper:
------------------	-----------	-------------

# BookaTrack.com Caterham Graduate Champ iaw McMillan M/Sport

## PROVISIONAL RESULT - RACE 3

POS	NO	CL	DRIVER	NAT	CAR	TIME	LAPS	GAP	MPH	BEST
1	66		Andrew OUTTERSIDE		Caterham 7	20:40.893	13		69.77	1:32.663
2	42		Graham SMITH		Caterham 7	20:41.786	13	0.893	69.72	1:32.923
3	75		Mark PARSONAGE		Caterham 7	21:05.881	13	24.988	68.39	1:33.218
4	5	A	Hugh SMITH		Caterham 7	21:10.320	13	29.427	68.15	1:34.039
5	52		Graeme SMITH		Caterham 7	21:10.516	13	29.623	68.14	1:34.352
6	55		Andrew SMITH		Caterham 7	21:26.891	13	45.998	67.27	1:35.355
7	88		Andy COOMBS		Caterham 7	21:34.641	13	53.748	66.87	1:35.158
8	80		Simon BONSER		Caterham 7	21:35.943	13	55.050	66.80	1:35.431
9	60		Kim RAYMENT		Caterham 7	21:44.624	13	1:03.731	66.36	1:35.097
10	13	A	Damon ROSAMOND		Caterham 7	21:45.356	13	1:04.463	66.32	1:35.448
11	17	A	Andrew HAWKEN		Caterham 7	21:45.725	13	1:04.832	66.30	1:35.384
12	53		Rob DRAPER		Caterham 7	21:45.778	13	1:04.885	66.30	1:35.762
13	25	A	Matt WALTHAM		Caterham 7	21:52.522	13	1:11.629	65.96	1:35.538
14	64		Jonathan VAMPLEW		Caterham 7	21:58.170	13	1:17.277	65.68	1:36.417
15	81	A	Dave BERRY		Caterham 7	21:58.749	13	1:17.856	65.65	1:36.207
16	73	A	Oliver BENJAMIN		Caterham 7	22:13.998	13	1:33.105	64.90	1:36.877
17	71	A	Rob WINROW		Caterham 7	22:21.952	13	1:41.059	64.51	1:38.306
18	24	A	Rick SCANNELL		Caterham 7	22:26.747	13	1:45.854	64.28	1:37.232
19	59		Alan PEARCE		Caterham 7	22:29.202	13	1:48.309	64.17	1:39.493
20	15	A	Daniel CRONSHAW		Caterham 7	20:45.863	12	1 LAP	64.14	1:39.766
21	56		Sheila MARSHALL		Caterham 7	21:21.719	12	1 LAP	62.35	1:42.370
22	57		Pete CANNARD		Caterham 7	21:24.823	12	1 LAP	62.20	1:41.652
23	35	A	Fred MOTHERS		Caterham 7	21:28.943	12	1 LAP	62.00	1:39.948
24	61		Darren GRAINGER		Caterham 7	21:28.018	11	2 LAPS	56.87	1:49.667

### FASTEST LAP

66		Andrew OUTTERSIDE	Caterham 7	1:32.663	7	71.87mph	115.66kph
5	A	Hugh SMITH	Caterham 7	1:34.039	5	70.82mph	113.97kph

Weather : Cloudy / Wet

These results are provisional until the conclusion of any judicial and technical matters.

Castle Combe

Circuit Length = 1.8500 miles.

Start: 14:10 End: 14:31

Clerk of Course:

Stewards:

Timekeeper:

**BookaTrack.com Caterham Graduate Champ iaw McMillan M/Sport  
LAP CHART FOR RACE 3**

Lap 1			Lap 2			Lap 3			Lap 4			Lap 5		
No	Behind	Laptime	No	Behind	Laptime	No	Behind	Laptime	No	Behind	Laptime	No	Behind	Laptime
66		1:44.003	42		1:35.526	42		1:34.327	66		1:32.976	66		1:33.275
42	0.255	1:44.258	66	1.177	1:36.958	66	0.485	1:33.635	42	0.529	1:33.990	42	0.177	1:32.923
52	0.792	1:44.795	52	1.355	1:36.344	52	1.837	1:34.809	52	2.728	1:34.352	52	4.127	1:34.674
75	3.658	1:47.661	75	5.673	1:37.796	75	6.403	1:35.057	75	7.435	1:34.493	75	8.309	1:34.149
80	5.453	1:49.456	53	10.727	1:38.980	53	13.528	1:37.128	53	16.650	1:36.583	53	19.470	1:36.095
53	7.528	1:51.531	55	11.771	1:39.433	55	14.350	1:36.906	55	17.146	1:36.257	60	19.750	1:35.440
55	8.119	1:52.122	64	12.843	1:39.877	60	15.153	1:36.256	60	17.585	1:35.893	55	20.198	1:36.327
64	8.747	1:52.750	60	13.224	1:39.074	64	18.185	1:39.669	5	19.974	1:34.774	5	20.738	1:34.039
60	9.931	1:53.934	59	18.009	1:42.900	5	18.661	1:34.568	64	23.234	1:38.510	64	28.905	1:38.946
59	10.890	1:54.893	5	18.420	1:39.383	25	22.787	1:37.688	25	25.612	1:36.286	25	29.447	1:37.110
56	12.308	1:56.311	25	19.426	1:39.951	80	25.132	1:37.970	80	27.653	1:35.982	88	30.230	1:35.484
57	13.946	1:57.949	80	21.489	1:51.817	59	25.617	1:41.935	88	28.021	1:35.589	80	30.553	1:36.175
5	14.818	1:58.821	56	22.268	1:45.741	88	25.893	1:37.708	17	33.270	1:38.202	17	36.549	1:36.554
25	15.256	1:59.259	88	22.512	1:40.702	17	28.529	1:37.166	59	34.414	1:42.258	13	39.536	1:36.030
88	17.591	2:01.594	57	25.252	1:47.087	71	31.752	1:40.623	71	36.597	1:38.306	59	40.828	1:39.689
71	20.919	2:04.922	71	25.456	1:40.318	13	33.226	1:41.158	13	36.781	1:37.016	24	41.704	1:37.592
13	21.258	2:05.261	17	25.690	1:39.954	56	33.396	1:45.455	24	37.387	1:37.232	71	42.391	1:39.069
17	21.517	2:05.520	13	26.395	1:40.918	24	33.616	1:40.967	81	38.217	1:37.828	81	42.704	1:37.762
24	21.818	2:05.821	24	26.976	1:40.939	81	33.850	1:40.772	73	38.591	1:37.961	73	43.300	1:37.984
81	22.803	2:06.806	81	27.405	1:40.383	73	34.091	1:39.504	56	44.269	1:44.334	15	53.905	1:40.842
35	23.249	2:07.252	73	28.914	1:40.605	57	36.860	1:45.935	15	46.338	1:41.794	56	54.641	1:43.647
61	23.265	2:07.268	35	31.041	1:43.573	15	38.005	1:40.753	57	49.037	1:45.638	35	55.989	1:39.948
73	24.090	2:08.093	15	31.579	1:42.450	35	38.099	1:41.385	35	49.316	1:44.678	57	1:00.101	1:44.339
15	24.910	2:08.913	61	46.377	1:58.893	61	1:05.659	1:53.609	61	1:21.865	1:49.667			

# BookaTrack.com Caterham Graduate Champ iaw McMillan M/Sport LAP CHART FOR RACE 3

(contd.)

Lap 6			Lap 7			Lap 8			Lap 9			Lap 10		
No	Behind	Laptime	No	Behind	Laptime	No	Behind	Laptime	No	Behind	Laptime	No	Behind	Laptime
42		1:33.520	66		1:32.663	66		1:33.218	66		1:33.770	66		1:34.919
66	0.390	1:34.087	42	0.759	1:33.812	42	0.610	1:33.069	42	0.451	1:33.611	42	0.367	1:34.835
61	1 LAP	1:50.185	52	7.657	1:35.255	75	10.026	1:34.815	75	14.301	1:38.045	57	1 LAP	1:46.081
52	5.455	1:35.025	75	8.429	1:33.218	52	10.119	1:35.680	52	14.945	1:38.596	56	1 LAP	1:56.148
75	8.264	1:33.652	60	24.937	1:36.840	5	26.289	1:34.178	5	26.939	1:34.420	75	15.554	1:36.172
60	21.150	1:35.097	5	25.329	1:36.578	60	27.573	1:35.854	55	31.737	1:37.364	52	22.262	1:42.236
5	21.804	1:34.763	55	26.006	1:37.014	55	28.143	1:35.355	60	40.965	1:47.162	5	27.603	1:35.583
55	22.045	1:35.544	53	26.626	1:35.762	53	37.598	1:44.190	53	41.898	1:38.070	55	34.614	1:37.796
53	23.917	1:38.144	61	1 LAP	1:55.701	80	38.525	1:36.521	80	42.374	1:37.619	60	43.385	1:37.339
25	31.288	1:35.538	25	34.811	1:36.576	88	40.730	1:38.161	88	43.119	1:36.159	53	44.759	1:37.780
80	32.844	1:35.988	80	35.222	1:35.431	25	42.311	1:40.718	25	46.024	1:37.483	80	44.952	1:37.497
88	33.682	1:37.149	88	35.787	1:35.158	64	43.155	1:38.341	64	47.126	1:37.741	88	45.332	1:37.132
64	34.668	1:39.460	64	38.032	1:36.417	17	46.499	1:38.917	17	49.011	1:36.282	25	48.116	1:37.011
17	38.236	1:35.384	17	40.800	1:35.617	13	47.592	1:37.034	13	49.582	1:35.760	17	49.502	1:35.410
13	41.381	1:35.542	13	43.776	1:35.448	61	1 LAP	1:57.020	81	1:01.480	1:36.207	64	50.290	1:38.083
59	46.624	1:39.493	71	53.809	1:39.382	71	58.962	1:38.371	73	1:04.027	1:38.135	13	50.650	1:35.987
24	46.999	1:38.992	24	54.341	1:40.395	81	59.043	1:37.502	71	1:05.231	1:40.039	81	1:04.691	1:38.130
71	47.480	1:38.786	81	54.759	1:39.463	73	59.662	1:37.332	24	1:06.851	1:39.653	73	1:05.985	1:36.877
73	47.855	1:38.252	73	55.548	1:40.746	24	1:00.968	1:39.845	59	1:11.569	1:42.419	71	1:10.378	1:40.066
81	48.349	1:39.342	59	55.802	1:42.231	59	1:02.920	1:40.336	61	1 LAP	1:57.874	24	1:11.781	1:39.849
15	1:00.065	1:39.857	15	1:06.778	1:39.766	15	1:14.535	1:40.975	15	1:21.234	1:40.469	59	1:19.510	1:42.860
56	1:03.314	1:42.370	35	1:13.318	1:42.571	35	1:22.279	1:42.179	35	1:31.261	1:42.752	15	1:28.109	1:41.794
35	1:03.800	1:41.508	56	1:14.050	1:43.789	56	1:23.688	1:42.856				61	1 LAP	1:55.183
57	1:09.624	1:43.220	57	1:19.421	1:42.850	57	1:27.855	1:41.652						

# BookaTrack.com Caterham Graduate Champ iaw McMillan M/Sport LAP CHART FOR RACE 3

(contd.)

Lap 11			Lap 12			Lap 13			Lap 14			Lap 15		
No	Behind	Laptime	No	Behind	Laptime	No	Behind	Laptime	No	Behind	Laptime	No	Behind	Laptime
66		1:36.995	66		1:37.029	66		1:37.365						
42	0.111	1:36.739	42	0.529	1:37.447	42	0.893	1:37.729						
35	1 LAP	1:43.554	35	1 LAP	1:45.371	15	1 LAP	1:45.975						
57	1 LAP	1:46.412	75	21.517	1:42.385	75	24.988	1:40.836						
75	16.161	1:37.602	61	2 LAPS	2:01.018	5	29.427	1:40.375						
56	1 LAP	1:44.717	52	25.988	1:39.546	52	29.623	1:41.000						
52	23.471	1:38.204	5	26.417	1:37.311	56	1 LAP	1:49.014						
5	26.135	1:35.527	57	1 LAP	1:51.109	57	1 LAP	1:52.551						
55	36.449	1:38.830	56	1 LAP	1:47.337	55	45.998	1:43.100						
60	45.816	1:39.426	55	40.263	1:40.843	61	2 LAPS	2:01.600						
80	46.259	1:38.302	88	50.463	1:40.856	35	1 LAP	2:14.172						
88	46.636	1:38.299	80	50.958	1:41.728	88	53.748	1:40.650						
53	50.170	1:42.406	17	52.525	1:39.170	80	55.050	1:41.457						
17	50.384	1:37.877	13	53.084	1:39.220	60	1:03.731	1:41.527						
13	50.893	1:37.238	25	53.641	1:39.524	13	1:04.463	1:48.744						
25	51.146	1:40.025	53	57.159	1:44.018	17	1:04.832	1:49.672						
64	1:03.966	1:50.671	60	59.569	1:50.782	53	1:04.885	1:45.091						
81	1:07.405	1:39.709	64	1:10.391	1:43.454	25	1:11.629	1:55.353						
73	1:07.857	1:38.867	81	1:12.450	1:42.074	64	1:17.277	1:44.251						
71	1:17.450	1:44.067	73	1:12.753	1:41.925	81	1:17.856	1:42.771						
24	1:20.755	1:45.969	71	1:30.553	1:50.132	73	1:33.105	1:57.717						
59	1:28.090	1:45.575	24	1:32.813	1:49.087	71	1:41.059	1:47.871						
15	1:33.389	1:42.275	59	1:37.092	1:46.031	24	1:45.854	1:50.406						
						59	1:48.309	1:48.582						

Weather : Cloudy / Wet

**BookaTrack.com Caterham Super Graduate Champ iaw McMillan M/Sport  
QUALIFYING FOR RACE 7**

POS	NO	CL	DRIVER	NAT	CAR	TIME	LAPS	GAP	MPH
1	26		Simon POWELL		Caterham 7	1:18.700	9		84.62
2	9		Andrew ENNIS		Caterham 7	1:19.599	10	0.899	83.66
3	68		Trevor NEWMAN		Caterham 7	1:19.621	10	0.921	83.64
4	66		Charlie HUNT		Caterham 7	1:19.622	10	0.922	83.64
5	99		Andrew VICKERS		Caterham 7	1:19.757	10	1.057	83.50
6	5		Andy MOLSON		Caterham 7	1:20.048	10	1.348	83.20
7	30		Andrew FLETCHER		Caterham 7	1:20.087	10	1.387	83.16
8	14		Mike SOLAN		Caterham 7	1:20.167	10	1.467	83.07
9	7		Toby BRIANT		Caterham 7	1:20.204	10	1.504	83.03
10	10		Keith CHANTER		Caterham 7	1:20.300	9	1.600	82.93
11	12		Mark GREGORY		Caterham 7	1:20.449	10	1.749	82.78
12	88		Chris ROME		Caterham 7	1:20.847	9	2.147	82.37
13	16		Martin GOSS		Caterham 7	1:20.921	9	2.221	82.30
14	29		John PARKER		Caterham 7	1:20.988	9	2.288	82.23
15	90		Mark ROBERTS		Caterham 7	1:21.003	10	2.303	82.21
16	20		Roger FORD		Caterham 7	1:21.288	9	2.588	81.93
17	41		Edward BENSON		Caterham 7	1:21.450	9	2.750	81.76
18	77		Martin BOAKES		Caterham 7	1:21.597	10	2.897	81.62
19	6		Charles ELLIOTT		Caterham 7	1:21.618	9	2.918	81.60
20	96		Jamie BASHALL		Caterham 7	1:21.625	9	2.925	81.59
21	83		James SYKES		Caterham 7	1:21.640	10	2.940	81.57
22	57		Ben ROCKEY		Caterham 7	1:21.875	9	3.175	81.34
23	75		David SHAW		Caterham 7	1:21.927	9	3.227	81.29
24	70		Richard IRVING		Caterham 7	1:22.090	9	3.390	81.13
25	91		Joe CAMPBELL		Caterham 7	1:22.242	9	3.542	80.98
26	60		Simon PARKER		Caterham 7	1:22.352	10	3.652	80.87
27	50		Glyn DAVIES		Caterham 7	1:22.360	9	3.660	80.86
28	18		Michael ROWLAND		Caterham 7	1:22.573	9	3.873	80.65
29	8		David JONES		Caterham 7	1:22.605	10	3.905	80.62
30	61		Alison FORMSTONE		Caterham 7	1:22.614	10	3.914	80.61
31	21		Richard ORMSON		Caterham 7	1:22.657	9	3.957	80.57
32	31		Paul-Anthony VIOLLET		Caterham 7	1:22.888	9	4.188	80.34
33	23		Ian NORTHEN		Caterham 7	1:22.958	9	4.258	80.28
34	13		Damon ROSAMOND		Caterham 7	1:23.498	9	4.798	79.76
35	71		Rob WINROW		Caterham 7	1:24.014	9	5.314	79.27
36	17		Andrew HAWKEN		Caterham 7	1:24.240	9	5.540	79.06
37	73		Oliver BENJAMIN		Caterham 7	1:24.382	9	5.682	78.92
38	24		Rick SCANNELL		Caterham 7	1:24.744	9	6.044	78.59
39	25		Matt WALTHAM		Caterham 7	1:25.400	9	6.700	77.98
40	81		Dave BERRY		Caterham 7	1:25.602	9	6.902	77.80
41	15		Daniel CRONSHAW		Caterham 7	1:27.893	9	9.193	75.77
42	35		Fred NOTHERS		Caterham 7	1:32.076	9	13.376	72.33
43	55		Hugh SMITH		Caterham 7	1:33.142	5	14.442	71.50

Car No 66 needs a working transponder please.

Weather : Cloudy / Wet

These results are provisional until the conclusion of any judicial and technical matters.

Castle Combe

Circuit Length = 1.8500 miles.

Start: 11:31 End: 11:43

Clerk of Course:	Stewards:	Timekeeper:
------------------	-----------	-------------

**BookaTrack.com Caterham Super Graduate Champ iaw McMillan M/Sport  
LAP ANALYSIS - QUALIFYING RACE 7**

<b>5</b>	<b>Andy MOLSOM</b>	Caterham 7
1 - 9:04.003	6 - 1:23.193	
2 - 1:28.294	7 - 1:20.576	
3 - 1:21.630	8 - 1:21.770	
4 - 1:21.503	9 - <b>1:20.048</b>	
5 - 1:22.380	10 - 1:23.444	
<b>6</b>	<b>Charles ELLIOTT</b>	Caterham 7
1 - 9:53.076	6 - 1:21.836	
2 - 1:33.098	7 - 1:22.036	
3 - 1:23.401	8 - 1:22.179	
4 - 1:23.050	9 - 1:22.599	
5 - <b>1:21.618</b>		
<b>7</b>	<b>Toby BRIANT</b>	Caterham 7
1 - 9:10.158	6 - 1:20.910	
2 - 1:27.110	7 - 1:20.546	
3 - 1:21.264	8 - 1:20.482	
4 - 1:20.473	9 - 1:20.590	
5 - <b>1:20.204</b>	10 - 1:20.410	
<b>8</b>	<b>David JONES</b>	Caterham 7
1 - 9:01.871	6 - <b>1:22.605</b>	
2 - 1:28.301	7 - 1:32.155	
3 - 1:23.460	8 - 1:22.804	
4 - 1:23.483	9 - 1:22.993	
5 - 1:23.352	10 - 1:22.729	
<b>9</b>	<b>Andrew ENNIS</b>	Caterham 7
1 - 9:36.174	6 - 1:20.176	
2 - 1:31.380	7 - 1:20.003	
3 - 1:23.163	8 - 1:20.172	
4 - 1:21.732	9 - 1:19.988	
5 - 1:20.579	10 - <b>1:19.599</b>	
<b>10</b>	<b>Keith CHANTER</b>	Caterham 7
1 - X:00.000	6 - 1:20.983	
2 - 1:30.109	7 - <b>1:20.300</b>	
3 - 1:23.527	8 - 1:21.621	
4 - 1:23.670	9 - 1:20.728	
5 - 1:20.634		
<b>12</b>	<b>Mark GREGORY</b>	Caterham 7
1 - 9:09.655	6 - <b>1:20.449</b>	
2 - 1:29.256	7 - 1:25.064	
3 - 1:22.498	8 - 1:21.678	
4 - 1:23.871	9 - 1:21.880	
5 - 1:21.990	10 - 1:23.473	

Car No 66 needs a working transponder please.  
Weather : Cloudy / Wet

Castle Combe  
Circuit Length = 1.8500 miles.  
Start: 11:31 End: 11:43

**BookaTrack.com Caterham Super Graduate Champ iaw McMillan M/Sport  
LAP ANALYSIS - QUALIFYING RACE 7**

(contd.)

<b>13</b>	<b>Damon ROSAMOND</b>	Caterham 7
1 - 9:22.279	6 - 1:27.701	
2 - 1:42.969	7 - <b>1:23.498</b>	
3 - 1:29.944	8 - 1:24.365	
4 - 1:25.537	9 - 1:46.646	
5 - 1:26.089		
<b>14</b>	<b>Mike SOLAN</b>	Caterham 7
1 - 9:02.734	6 - 1:23.930	
2 - 1:28.145	7 - 1:21.311	
3 - 1:22.171	8 - 1:21.612	
4 - 1:21.872	9 - <b>1:20.167</b>	
5 - 1:21.085	10 - 1:20.194	
<b>15</b>	<b>Daniel CRONSHAW</b>	Caterham 7
1 - 9:46.708	6 - 1:28.735	
2 - 1:41.515	7 - 1:29.360	
3 - 1:30.619	8 - 1:28.214	
4 - 1:32.612	9 - <b>1:27.893</b>	
5 - 1:38.937		
<b>16</b>	<b>Martin GOSS</b>	Caterham 7
1 - 9:56.267	6 - 1:28.990	
2 - 1:34.546	7 - 1:21.996	
3 - 1:36.042	8 - <b>1:20.921</b>	
4 - 1:30.686	9 - 1:24.782	
5 - 1:24.794		
<b>17</b>	<b>Andrew HAWKEN</b>	Caterham 7
1 - 9:54.984	6 - <b>1:24.240</b>	
2 - 1:34.743	7 - 1:27.648	
3 - 1:31.013	8 - 1:24.599	
4 - 1:28.114	9 - 1:25.559	
5 - 1:24.266		
<b>18</b>	<b>Michael ROWLAND</b>	Caterham 7
1 - 9:30.923	6 - 1:24.536	
2 - 1:38.056	7 - 1:23.691	
3 - 1:27.111	8 - 1:24.295	
4 - 1:25.078	9 - <b>1:22.573</b>	
5 - 1:25.099		
<b>20</b>	<b>Roger FORD</b>	Caterham 7
1 - 9:50.324	6 - <b>1:21.288</b>	
2 - 1:34.261	7 - 1:32.274	
3 - 1:23.985	8 - 1:21.881	
4 - 1:23.513	9 - 1:27.876	
5 - 1:21.864		

Car No 66 needs a working transponder please.  
Weather : Cloudy / Wet

Castle Combe  
Circuit Length = 1.8500 miles.  
Start: 11:31 End: 11:43

# BookaTrack.com Caterham Super Graduate Champ iaw McMillan M/Sport LAP ANALYSIS - QUALIFYING RACE 7

(contd.)

<b>21</b>	<b>Richard ORMSON</b>	Caterham 7
1 - X:00.000	6 - 1:27.246	
2 - 1:40.167	7 - 1:23.065	
3 - 1:25.942	8 - <b>1:22.657</b>	
4 - 1:26.409	9 - 1:26.048	
5 - 1:24.267		
<b>23</b>	<b>Ian NORTEN</b>	Caterham 7
1 - 9:47.798	6 - <b>1:22.958</b>	
2 - 1:34.599	7 - 1:23.065	
3 - 1:26.777	8 - 1:24.149	
4 - 1:25.170	9 - 1:25.637	
5 - 1:23.211		
<b>24</b>	<b>Rick SCANNELL</b>	Caterham 7
1 - 9:24.892	6 - 1:26.550	
2 - 1:38.246	7 - 1:25.071	
3 - 1:28.181	8 - 1:25.236	
4 - 1:26.665	9 - <b>1:24.744</b>	
5 - 1:28.000		
<b>25</b>	<b>Matt WALTHAM</b>	Caterham 7
1 - 9:23.898	6 - 1:29.439	
2 - 1:44.847	7 - 1:29.547	
3 - 1:34.782	8 - 1:25.726	
4 - 1:31.675	9 - <b>1:25.400</b>	
5 - 1:31.821		
<b>26</b>	<b>Simon POWELL</b>	Caterham 7
1 - X:00.000	6 - 1:20.487	
2 - 1:45.348	7 - <b>1:18.700</b>	
3 - 1:22.526	8 - 1:19.702	
4 - 1:21.733	9 - 1:20.472	
5 - 1:22.566		
<b>29</b>	<b>John PARKER</b>	Caterham 7
1 - X:00.000	6 - 1:24.702	
2 - 1:40.590	7 - 1:22.762	
3 - 1:21.066	8 - 1:21.461	
4 - 1:21.385	9 - <b>1:20.988</b>	
5 - 1:38.848		
<b>30</b>	<b>Andrew FLETCHER</b>	Caterham 7
1 - 9:05.782	6 - 1:22.912	
2 - 1:28.585	7 - 1:20.607	
3 - 1:21.612	8 - 1:21.286	
4 - 1:22.545	9 - <b>1:20.087</b>	
5 - 1:20.194	10 - 1:20.567	

Car No 66 needs a working transponder please.  
Weather : Cloudy / Wet

Castle Combe  
Circuit Length = 1.8500 miles.  
Start: 11:31 End: 11:43

**BookaTrack.com Caterham Super Graduate Champ iaw McMillan M/Sport  
LAP ANALYSIS - QUALIFYING RACE 7**

(contd.)

<b>31</b>	<b>Paul-Anthony VIOLETT</b>	Caterham 7
1 - 9:35.019	6 - 1:23.992	
2 - 1:36.350	7 - 1:23.064	
3 - 1:26.387	8 - 1:23.195	
4 - 1:27.887	9 - <b>1:22.888</b>	
5 - 1:24.312		
<b>35</b>	<b>Fred NOTHERS</b>	Caterham 7
1 - 9:21.262	6 - 1:34.002	
2 - 1:46.235	7 - 1:33.879	
3 - 1:40.988	8 - <b>1:32.076</b>	
4 - 1:37.677	9 - 1:32.930	
5 - 1:34.963		
<b>41</b>	<b>Edward BENSON</b>	Caterham 7
1 - X:00.000	6 - 1:22.567	
2 - 1:34.402	7 - <b>1:21.450</b>	
3 - 1:26.761	8 - 1:22.406	
4 - 1:24.757	9 - 1:24.522	
5 - 1:24.403		
<b>50</b>	<b>Glyn DAVIES</b>	Caterham 7
1 - 9:38.562	6 - 1:22.732	
2 - 1:34.445	7 - 1:23.037	
3 - 1:27.236	8 - 1:30.631	
4 - 1:25.678	9 - 1:37.801	
5 - <b>1:22.360</b>		
<b>55</b>	<b>Hugh SMITH</b>	Caterham 7
1 - 9:27.257		
2 - 1:34.611		
3 - <b>1:33.142</b>		
4 - 1:39.625		
5 - 2:04.647P		
<b>57</b>	<b>Ben ROCKEY</b>	Caterham 7
1 - X:00.000	6 - 1:22.543	
2 - 1:32.406	7 - 1:22.842	
3 - 1:26.739	8 - <b>1:21.875</b>	
4 - 1:24.101	9 - 1:24.385	
5 - 1:24.001		
<b>60</b>	<b>Simon PARKER</b>	Caterham 7
1 - 9:17.035	6 - 1:24.152	
2 - 1:31.215	7 - 1:23.619	
3 - 1:27.100	8 - <b>1:22.352</b>	
4 - 1:25.653	9 - 1:23.661	
5 - 1:25.493	10 - 1:22.570	

Car No 66 needs a working transponder please.  
Weather : Cloudy / Wet

Castle Combe  
Circuit Length = 1.8500 miles.  
Start: 11:31 End: 11:43

**BookaTrack.com Caterham Super Graduate Champ iaw McMillan M/Sport  
LAP ANALYSIS - QUALIFYING RACE 7**

(contd.)

<b>61</b>	<b>Alison FORMSTONE</b>	Caterham 7
1 - 9:18.864	6 - 1:24.456	
2 - 1:35.382	7 - 1:23.064	
3 - 1:26.855	8 - 1:22.768	
4 - 1:25.330	9 - <b>1:22.614</b>	
5 - 1:24.439	10 - 1:24.073	
<b>66</b>	<b>Charlie HUNT</b>	Caterham 7
1 - 9:01.310	6 - 1:21.372	
2 - 1:28.343	7 - 1:19.748	
3 - 1:21.621	8 - 1:20.716	
4 - 1:20.764	9 - <b>1:19.622</b>	
5 - 1:20.454	10 - 1:28.991	
<b>68</b>	<b>Trevor NEWMAN</b>	Caterham 7
1 - 9:10.606	6 - 1:21.099	
2 - 1:26.968	7 - 1:21.756	
3 - 1:21.322	8 - 1:20.575	
4 - 1:25.734	9 - 1:20.313	
5 - 1:21.235	10 - <b>1:19.621</b>	
<b>70</b>	<b>Richard IRVING</b>	Caterham 7
1 - X:00.000	6 - 1:24.167	
2 - 1:41.157	7 - 1:23.352	
3 - 1:31.085	8 - <b>1:22.090</b>	
4 - 1:29.641	9 - 1:23.941	
5 - 1:25.147		
<b>71</b>	<b>Rob WINROW</b>	Caterham 7
1 - 9:59.699	6 - 1:25.365	
2 - 1:36.153	7 - 1:25.495	
3 - 1:28.557	8 - <b>1:24.014</b>	
4 - 1:27.526	9 - 1:28.138	
5 - 1:27.236		
<b>73</b>	<b>Oliver BENJAMIN</b>	Caterham 7
1 - 9:28.642	6 - 1:24.661	
2 - 1:37.346	7 - 1:25.185	
3 - 1:29.674	8 - 1:30.400	
4 - 1:31.183	9 - 1:25.231	
5 - <b>1:24.382</b>		
<b>75</b>	<b>David SHAW</b>	Caterham 7
1 - 9:33.417	6 - 1:25.371	
2 - 1:37.705	7 - <b>1:21.927</b>	
3 - 1:27.856	8 - 1:22.778	
4 - 1:26.140	9 - 1:22.276	
5 - 1:22.465		

Car No 66 needs a working transponder please.  
Weather : Cloudy / Wet

Castle Combe  
Circuit Length = 1.8500 miles.  
Start: 11:31 End: 11:43

**BookaTrack.com Caterham Super Graduate Champ iaw McMillan M/Sport  
LAP ANALYSIS - QUALIFYING RACE 7**

(contd.)

<b>77</b>	<b>Martin BOAKES</b>	Caterham 7
1 - 9:25.777	6 - 1:21.609	
2 - 1:33.797	7 - 1:21.990	
3 - 1:24.871	8 - 1:22.215	
4 - 1:23.469	9 - <b>1:21.597</b>	
5 - 1:23.225	10 - 1:22.101	
<b>81</b>	<b>Dave BERRY</b>	Caterham 7
1 - 9:42.974	6 - 1:27.604	
2 - 1:43.107	7 - 1:28.083	
3 - 1:32.060	8 - 1:26.513	
4 - 1:30.205	9 - <b>1:25.602</b>	
5 - 1:33.660		
<b>83</b>	<b>James SYKES</b>	Caterham 7
1 - 9:06.978	6 - 1:22.981	
2 - 1:29.001	7 - 1:23.041	
3 - 1:23.819	8 - 1:23.199	
4 - 1:30.620	9 - <b>1:21.640</b>	
5 - 1:23.683	10 - 1:21.644	
<b>88</b>	<b>Chris ROME</b>	Caterham 7
1 - 9:57.576	6 - <b>1:20.847</b>	
2 - 1:36.515	7 - 1:22.298	
3 - 1:24.903	8 - 1:21.904	
4 - 1:23.712	9 - 1:25.331	
5 - 1:22.141		
<b>90</b>	<b>Mark ROBERTS</b>	Caterham 7
1 - 9:12.212	6 - <b>1:21.003</b>	
2 - 1:28.185	7 - 1:22.700	
3 - 1:21.562	8 - 1:21.998	
4 - 1:23.688	9 - 1:21.391	
5 - 1:23.824	10 - 1:23.670	
<b>91</b>	<b>Joe CAMPBELL</b>	Caterham 7
1 - 9:45.635	6 - 1:22.492	
2 - 1:36.321	7 - <b>1:22.242</b>	
3 - 1:24.884	8 - 1:22.913	
4 - 1:25.594	9 - 1:22.708	
5 - 1:22.933		
<b>96</b>	<b>Jamie BASHALL</b>	Caterham 7
1 - 9:51.818	6 - 1:21.842	
2 - 1:34.889	7 - 1:26.621	
3 - 1:25.317	8 - 1:23.304	
4 - 1:23.272	9 - 1:22.519	
5 - <b>1:21.625</b>		

Car No 66 needs a working transponder please.  
Weather : Cloudy / Wet

Castle Combe  
Circuit Length = 1.8500 miles.  
Start: 11:31 End: 11:43

**BookaTrack.com Caterham Super Graduate Champ iaw McMillan M/Sport  
LAP ANALYSIS - QUALIFYING RACE 7**

(contd.)

<b>99</b>	<b>Andrew VICKERS</b>	Caterham 7
1 - 9:39.930	6 - 1:21.233	
2 - 1:33.499	7 - 1:20.454	
3 - 1:25.758	8 - 1:20.561	
4 - 1:22.223	9 - <b>1:19.757</b>	
5 - 1:22.505	10 - 1:21.011	


Car No 66 needs a working transponder please.  
Weather : Cloudy / Wet

**BookaTrack.com Caterham Super Graduate Champ iaw McMillan M/Sport  
GRID FOR RACE 7 - AMENDED**

ROW  
21  
ROW  
20  
ROW  
19  
ROW  
18  
ROW  
17  
ROW  
16  
ROW  
15  
ROW  
14  
ROW  
13  
ROW  
12  
ROW  
11  
ROW  
10  
ROW  
9  
ROW  
8  
ROW  
7  
ROW  
6  
ROW  
5  
ROW  
4  
ROW  
3  
ROW  
2  
ROW  
1

24	SCANNELL	15	CRONSHAW	
	73	BENJAMIN	71	WINROW
25	WALTHAM	81	BERRY	
	13	ROSAMOND	17	HAWKEN
23	NORTHEN	55	SMITH	
	21	ORMSON	31	VIOLLET
8	JONES	61	FORMSTONE	
	50	DAVIES	18	ROWLAND
91	CAMPBELL	60	PARKER	
	75	SHAW	70	IRVING
83	SYKES	57	ROCKEY	
	6	ELLIOTT	96	BASHALL
41	BENSON	77	BOAKES	
	90	ROBERTS	20	FORD
16	GOSS	29	PARKER	
	12	GREGORY	88	ROME
7	BRIANT	10	CHANTER	
	30	FLETCHER	14	SOLAN
99	VICKERS	5	MOLSOM	
	68	NEWMAN	66	HUNT
26	POWELL	9	ENNIS	

**POLE**



**Weather : Cloudy / Wet**

Castle Combe  
Circuit Length = 1.8500 miles.

**These results are provisional until the conclusion of any judicial and technical matters.**

Clerk of Course:	Stewards:	Timekeeper:
------------------	-----------	-------------

**BookaTrack.com Caterham Super Graduate Champ iaw McMillan M/Sport  
PROVISIONAL RESULT - RACE 7**

POS	NO	CL	DRIVER	NAT	CAR	TIME	LAPS	GAP	MPH	BEST
1	66		Charlie HUNT		Caterham 7	10:14.737	6		65.00	1:38.575
2	68		Trevor NEWMAN		Caterham 7	10:15.127	6	0.390	64.96	1:40.297
3	9		Andrew ENNIS		Caterham 7	10:18.982	6	4.245	64.55	1:40.444
4	14		Mike SOLAN		Caterham 7	10:22.834	6	8.097	64.15	1:41.058
5	7		Toby BRIANT		Caterham 7	10:37.235	6	22.498	62.70	1:43.511
6	5		Andy MOLSOM		Caterham 7	10:43.264	6	28.527	62.12	1:44.778
7	41		Edward BENSON		Caterham 7	10:47.958	6	33.221	61.67	1:44.664
8	20		Roger FORD		Caterham 7	10:50.834	6	36.097	61.39	1:45.738
9	88		Chris ROME		Caterham 7	10:55.758	6	41.021	60.93	1:44.781
10	77		Martin BOAKES		Caterham 7	10:57.448	6	42.711	60.78	1:45.397
11	10		Keith CHANTER		Caterham 7	11:00.135	6	45.398	60.53	1:46.731
12	6		Charles ELLIOTT		Caterham 7	11:00.744	6	46.007	60.47	1:45.947
13	29		John PARKER		Caterham 7	11:05.158	6	50.421	60.07	1:43.390
14	96		Jamie BASHALL		Caterham 7	11:09.102	6	54.365	59.72	1:47.022
15	83		James SYKES		Caterham 7	11:09.771	6	55.034	59.66	1:47.370
16	18		Michael ROWLAND		Caterham 7	11:10.242	6	55.505	59.62	1:46.256
17	60		Simon PARKER		Caterham 7	11:10.746	6	56.009	59.57	1:46.536
18	16		Martin GOSS		Caterham 7	11:11.558	6	56.821	59.50	1:46.023
19	91		Joe CAMPBELL		Caterham 7	11:17.536	6	1:02.799	58.97	1:47.443
20	90		Mark ROBERTS		Caterham 7	11:23.113	6	1:08.376	58.49	1:49.145
21	23		Ian NORTHEN		Caterham 7	11:32.104	6	1:17.367	57.73	1:50.092
22	61		Alison FORMSTONE		Caterham 7	11:32.448	6	1:17.711	57.70	1:48.237
23	8		David JONES		Caterham 7	11:42.872	6	1:28.135	56.85	1:52.594
24	13		Damon ROSAMOND		Caterham 7	11:43.038	6	1:28.301	56.83	1:50.098
25	81		Dave BERRY		Caterham 7	11:46.313	6	1:31.576	56.57	1:49.778
26	17		Andrew HAWKEN		Caterham 7	11:49.004	6	1:34.267	56.36	1:52.970
27	21		Richard ORMSON		Caterham 7	11:53.104	6	1:38.367	56.03	1:52.960
28	71		Rob WINROW		Caterham 7	11:57.590	6	1:42.853	55.68	1:52.971
29	25		Matt WALTHAM		Caterham 7	12:00.364	6	1:45.627	55.47	1:53.628
30	31		Paul-Anthony VIOLLET		Caterham 7	10:21.499	5	1 LAP	53.58	1:53.922
31	73		Oliver BENJAMIN		Caterham 7	10:24.185	5	1 LAP	53.35	1:57.635
32	15		Daniel CRONSHAW		Caterham 7	11:31.016	5	1 LAP	48.19	2:08.947

NOT CLASSIFIED

55			Hugh SMITH		Caterham 7	7:26.972	4	D.N.F.	59.60	1:45.828
99			Andrew VICKERS		Caterham 7	5:15.175	3	D.N.F.	63.39	1:40.734

FASTEST LAP

66			Charlie HUNT		Caterham 7	1:38.575	5	67.56mph		108.73kph
----	--	--	--------------	--	------------	----------	---	----------	--	-----------

Car No's 12, 26, 30, 50, 57 & 75 took first start.

Weather : Cloudy / Wet

These results are provisional until the conclusion of any judicial and technical matters.

Castle Combe

Circuit Length = 1.8500 miles.

Start: 16:40 End: 16:51

Clerk of Course:	Stewards:	Timekeeper:
------------------	-----------	-------------

**BookaTrack.com Caterham Super Graduate Champ iaw McMillan M/Sport  
LAP CHART FOR RACE 7**

Lap 1			Lap 2			Lap 3			Lap 4			Lap 5		
No	Behind	Laptime	No	Behind	Laptime	No	Behind	Laptime	No	Behind	Laptime	No	Behind	Laptime
68		1:48.846	68		1:41.364	68		1:41.184	68		1:40.671	68		1:40.297
9	1.477	1:50.323	9	2.045	1:41.932	9	2.058	1:41.197	66	2.989	1:40.810	66	1.267	1:38.575
66	2.529	1:51.375	66	2.591	1:41.426	66	2.850	1:41.443	9	3.296	1:41.909	9	3.443	1:40.444
99	3.624	1:52.470	99	4.231	1:41.971	99	3.781	1:40.734	15	1 LAP	2:08.947	14	7.115	1:41.115
14	4.134	1:52.980	14	5.020	1:42.250	14	4.894	1:41.058	14	6.297	1:42.074	7	19.669	1:44.092
5	6.420	1:55.266	5	9.834	1:44.778	7	12.893	1:43.511	7	15.874	1:43.652	5	25.643	1:45.978
7	7.390	1:56.236	7	10.566	1:44.540	5	15.510	1:46.860	5	19.962	1:45.123	41	30.932	1:46.038
20	8.177	1:57.023	20	14.487	1:47.674	41	19.532	1:45.206	41	25.191	1:46.330	20	32.734	1:46.087
41	10.199	1:59.045	41	15.510	1:46.675	20	20.858	1:47.555	20	26.944	1:46.757	88	38.615	1:45.949
10	11.027	1:59.873	10	18.877	1:49.214	10	26.036	1:48.343	88	32.963	1:46.467	77	39.689	1:45.664
77	12.221	2:01.067	77	19.908	1:49.051	88	27.167	1:47.845	77	34.322	1:47.287	10	41.042	1:46.881
88	13.167	2:02.013	88	20.506	1:48.703	77	27.706	1:48.982	10	34.458	1:49.093	15	1 LAP	2:18.298
91	15.083	2:03.929	91	21.995	1:48.276	91	28.254	1:47.443	55	34.907	1:46.519	6	41.890	1:46.566
90	15.625	2:04.471	55	24.415	1:48.700	55	29.059	1:45.828	6	35.621	1:46.347	96	49.094	1:48.001
6	16.510	2:05.356	6	25.182	1:50.036	6	29.945	1:45.947	96	41.390	1:47.022	29	49.406	1:45.998
55	17.079	2:05.925	96	28.479	1:51.310	96	35.039	1:47.744	83	42.266	1:47.370	83	49.828	1:47.859
96	18.533	2:07.379	83	28.901	1:50.505	83	35.567	1:47.850	60	42.745	1:46.536	60	50.269	1:47.821
60	18.910	2:07.756	60	29.384	1:51.838	60	36.880	1:48.680	18	43.325	1:46.256	18	50.948	1:47.920
83	19.760	2:08.606	18	30.043	1:50.656	18	37.740	1:48.881	29	43.705	1:44.479	16	53.173	1:46.626
18	20.751	2:09.597	16	32.215	1:52.498	16	38.507	1:47.476	16	46.844	1:49.008	91	56.126	1:48.625
16	21.081	2:09.927	90	33.853	1:59.592	29	39.897	1:45.616	91	47.798	2:00.215	90	1:00.331	1:49.190
61	23.617	2:12.463	61	35.178	1:52.925	90	42.964	1:50.295	90	51.438	1:49.145	61	1:01.570	1:48.237
8	25.196	2:14.042	29	35.465	1:48.957	61	44.202	1:50.208	61	53.630	1:50.099	23	1:09.439	1:50.092
23	25.719	2:14.565	8	37.998	1:54.166	8	49.408	1:52.594	23	59.644	1:50.636	8	1:17.512	1:53.354
13	26.954	2:15.800	23	38.870	1:54.515	23	49.679	1:51.993	8	1:04.455	1:55.718	13	1:18.943	1:50.098
17	27.803	2:16.649	17	43.755	1:57.316	17	56.418	1:53.847	17	1:08.717	1:52.970	17	1:23.599	1:55.179
29	27.872	2:16.718	13	45.058	1:59.468	13	57.655	1:53.781	13	1:09.142	1:52.158	81	1:24.173	1:52.170
21	30.918	2:19.764	21	47.489	1:57.935	21	59.939	1:53.634	81	1:12.300	1:52.094	21	1:27.782	1:54.683
71	31.926	2:20.772	81	48.717	1:57.591	81	1:00.877	1:53.344	21	1:13.396	1:54.128	71	1:29.340	1:52.971
81	32.490	2:21.336	71	50.202	1:59.640	71	1:02.955	1:53.937	71	1:16.666	1:54.382	25	1:31.474	1:53.628
25	35.308	2:24.154	25	51.827	1:57.883	25	1:04.722	1:54.079	25	1:18.143	1:54.092			
73	37.136	2:25.982	31	55.427	1:58.283	31	1:08.165	1:53.922	31	1:28.161	2:00.667			
31	38.508	2:27.354	73	56.535	2:00.763	73	1:12.986	1:57.635	73	1:30.207	1:57.892			
15	47.056	2:35.902	15	1:16.239	2:10.547									

Car No's 12, 26, 30, 50, 57 & 75 took first start.  
Weather : Cloudy / Wet

Castle Combe  
Circuit Length = 1.8500 miles.  
Start: 16:40 End: 16:51

**BookaTrack.com Caterham Super Graduate Champ iaw McMillan M/Sport  
LAP CHART FOR RACE 7**

(contd.)

Lap 6			Lap 7			Lap 8			Lap 9			Lap 10		
No	Behind	Laptime	No	Behind	Laptime	No	Behind	Laptime	No	Behind	Laptime	No	Behind	Laptime
66		1:41.108												
68	0.390	1:42.765												
9	4.245	1:43.177												
31	1 LAP	2:01.273												
14	8.097	1:43.357												
73	1 LAP	2:01.913												
7	22.498	1:45.204												
5	28.527	1:45.259												
41	33.221	1:44.664												
20	36.097	1:45.738												
88	41.021	1:44.781												
77	42.711	1:45.397												
10	45.398	1:46.731												
6	46.007	1:46.492												
29	50.421	1:43.390												
96	54.365	1:47.646												
83	55.034	1:47.581												
18	55.505	1:46.932												
60	56.009	1:48.115												
16	56.821	1:46.023												
91	1:02.799	1:49.048												
90	1:08.376	1:50.420												
15	1 LAP	2:17.322												
23	1:17.367	1:50.303												
61	1:17.711	1:58.516												
8	1:28.135	1:52.998												
13	1:28.301	1:51.733												
81	1:31.576	1:49.778												
17	1:34.267	1:53.043												
21	1:38.367	1:52.960												
71	1:42.853	1:55.888												
25	1:45.627	1:56.528												

Car No's 12, 26, 30, 50, 57 & 75 took first start.  
Weather : Cloudy / Wet

Castle Combe  
Circuit Length = 1.8500 miles.  
Start: 16:40 End: 16:51

**BookaTrack.com Caterham Mega Graduate Champ iaw McMillan M/Sport  
QUALIFYING FOR RACE 5**

POS	NO	CL	DRIVER	NAT	CAR	TIME	LAPS	GAP	MPH
1	14		Guy HALLEY		Caterham 7	1:18.505	11		84.83
2	38		Matthew GILLBANKS		Caterham 7	1:18.733	10	0.228	84.59
3	44		Riki NASH		Caterham 7	1:18.815	10	0.310	84.50
4	5		Stuart SIMPSON		Caterham 7	1:18.908	10	0.403	84.40
5	8		Paul HUDSON		Caterham 7	1:19.209	10	0.704	84.08
6	19		Tim JUMP		Caterham 7	1:19.242	10	0.737	84.04
7	9		Mike WELBURN		Caterham 7	1:19.575	10	1.070	83.69
8	2		Martin AMISON		Caterham 7	1:19.710	10	1.205	83.55
9	4		Nick FROST		Caterham 7	1:19.760	10	1.255	83.50
10	41		Chris BATTEN		Caterham 7	1:19.947	10	1.442	83.30
11	6		Michael THORNHILL		Caterham 7	1:19.981	10	1.476	83.27
12	47		David O'CARROLL		Caterham 7	1:20.133	10	1.628	83.11
13	28		Chris FOX		Caterham 7	1:20.217	10	1.712	83.02
14	22		Danny NASH		Caterham 7	1:20.323	10	1.818	82.91
15	17		Tom OVERTON		Caterham 7	1:20.654	10	2.149	82.57
16	13		Michael FESEMEYER		Caterham 7	1:21.087	10	2.582	82.13
17	27		James BARLOW		Caterham 7	1:21.209	10	2.704	82.01
18	20		Franek LOW		Caterham 7	1:21.306	10	2.801	81.91
19	30		Bob WILSON		Caterham 7	1:23.032	10	4.527	80.21
20	24		Nick WOODS		Caterham 7	1:23.997	10	5.492	79.28
21	12		Mark HARRISON		Caterham 7	1:29.292	8	10.787	74.58
22	40		Christopher AWCOCK		Caterham 7	1:29.717	9	11.212	74.23
23	32		Declan DOLAN		Caterham 7	1:54.324	5	35.819	58.25

Car No's 40 & 41 need working transponders please.

Weather : Overcast / Dry

These results are provisional until the conclusion of any judicial and technical matters.

Castle Combe

Circuit Length = 1.8500 miles.

Start: 10:51 End: 11:03

Clerk of Course:	Stewards:	Timekeeper:

**BookaTrack.com Caterham Mega Graduate Champ iaw McMillan M/Sport  
LAP ANALYSIS - QUALIFYING RACE 5**

<b>2</b>	<b>Martin AMISON</b>	Caterham 7
1 - 2:28.358	6 - 1:19.940	
2 - 1:33.126	7 - 1:20.721	
3 - 1:24.477	8 - <b>1:19.710</b>	
4 - 1:22.921	9 - 1:20.384	
5 - 1:21.195	10 - 1:23.213	
<b>4</b>	<b>Nick FROST</b>	Caterham 7
1 - 2:27.084	6 - 1:20.065	
2 - 1:34.003	7 - 1:21.941	
3 - 1:25.410	8 - 1:20.084	
4 - 1:23.677	9 - <b>1:19.760</b>	
5 - 1:21.810	10 - 1:20.608	
<b>5</b>	<b>Stuart SIMPSON</b>	Caterham 7
1 - 2:43.806	6 - 1:23.601	
2 - 1:32.587	7 - <b>1:18.908</b>	
3 - 1:23.728	8 - 1:29.113	
4 - 1:22.994	9 - 1:20.580	
5 - 1:20.242	10 - 1:20.617	
<b>6</b>	<b>Michael THORNHILL</b>	Caterham 7
1 - 2:25.924	6 - 1:19.985	
2 - 1:32.835	7 - 1:20.710	
3 - 1:25.485	8 - 1:21.315	
4 - 1:23.204	9 - <b>1:19.981</b>	
5 - 1:22.160	10 - 1:20.153	
<b>8</b>	<b>Paul HUDSON</b>	Caterham 7
1 - 2:16.671	6 - <b>1:19.209</b>	
2 - 1:28.916	7 - 1:19.273	
3 - 1:23.987	8 - 1:19.344	
4 - 1:21.817	9 - 1:21.596	
5 - 1:20.145	10 - 1:22.794	
<b>9</b>	<b>Mike WELBURN</b>	Caterham 7
1 - 2:41.031	6 - 1:20.689	
2 - 1:45.832P	7 - 1:20.756	
3 - 1:56.023	8 - <b>1:19.575</b>	
4 - 1:21.808	9 - 1:20.314	
5 - 1:21.523	10 - 1:19.731	
<b>12</b>	<b>Mark HARRISON</b>	Caterham 7
1 - 2:49.534	6 - 1:31.671	
2 - 1:40.491	7 - 1:33.754	
3 - 1:35.634	8 - <b>1:29.292</b>	
4 - 1:34.710		
5 - 1:31.972		

Car No's 40 & 41 need working transponders please.  
Weather : Overcast / Dry

Castle Combe  
Circuit Length = 1.8500 miles.  
Start: 10:51 End: 11:03

**BookaTrack.com Caterham Mega Graduate Champ iaw McMillan M/Sport  
LAP ANALYSIS - QUALIFYING RACE 5**

(contd.)

<b>13</b>	<b>Michael FESEMEYER</b>	Caterham 7
1 - 2:38.977	6 - <b>1:21.087</b>	
2 - 1:33.479	7 - 1:21.177	
3 - 1:25.475	8 - 1:22.375	
4 - 1:23.802	9 - 1:23.961	
5 - 1:21.195	10 - 1:22.561	
<b>14</b>	<b>Guy HALLEY</b>	Caterham 7
1 - 2:16.202	6 - 1:19.265	11 - 1:18.951
2 - 1:28.414	7 - 1:18.536	
3 - 1:24.374	8 - 1:18.746	
4 - 1:21.597	9 - <b>1:18.505</b>	
5 - 1:19.755	10 - 1:20.228	
<b>17</b>	<b>Tom OVERTON</b>	Caterham 7
1 - 2:33.157	6 - 1:21.073	
2 - 1:30.337	7 - 1:21.017	
3 - 1:24.002	8 - 1:20.934	
4 - 1:23.408	9 - 1:21.929	
5 - 1:22.240	10 - <b>1:20.654</b>	
<b>19</b>	<b>Tim JUMP</b>	Caterham 7
1 - 2:30.116	6 - 1:20.960	
2 - 1:32.268	7 - 1:20.332	
3 - 1:24.516	8 - 1:20.185	
4 - 1:23.613	9 - <b>1:19.242</b>	
5 - 1:20.994	10 - 1:20.654	
<b>20</b>	<b>Franek LOW</b>	Caterham 7
1 - 2:34.788	6 - 1:21.650	
2 - 1:30.621	7 - <b>1:21.306</b>	
3 - 1:24.958	8 - 1:23.047	
4 - 1:23.008	9 - 1:22.867	
5 - 1:22.507	10 - 1:22.389	
<b>22</b>	<b>Danny NASH</b>	Caterham 7
1 - 2:22.694	6 - 1:21.759	
2 - 1:36.570	7 - <b>1:20.323</b>	
3 - 1:25.935	8 - 1:25.367	
4 - 1:25.045	9 - 1:30.822	
5 - 1:26.756	10 - 1:21.308	
<b>24</b>	<b>Nick WOODS</b>	Caterham 7
1 - 2:42.867	6 - 1:24.332	
2 - 1:34.615	7 - 1:24.331	
3 - 1:28.684	8 - <b>1:23.997</b>	
4 - 1:26.422	9 - 1:24.038	
5 - 1:25.202	10 - 1:24.390	

Car No's 40 & 41 need working transponders please.  
Weather : Overcast / Dry

Castle Combe  
Circuit Length = 1.8500 miles.  
Start: 10:51 End: 11:03

## BookaTrack.com Caterham Mega Graduate Champ iaw McMillan M/Sport LAP ANALYSIS - QUALIFYING RACE 5

(contd.)

<b>27</b>	<b>James BARLOW</b>	Caterham 7
1 - 2:48.145	6 - 1:21.600	
2 - 1:33.358	7 - 1:22.086	
3 - 1:27.874	8 - 1:21.693	
4 - 1:24.297	9 - 1:23.099	
5 - 1:24.406	10 - <b>1:21.209</b>	
<b>28</b>	<b>Chris FOX</b>	Caterham 7
1 - 2:31.202	6 - <b>1:20.217</b>	
2 - 1:31.654	7 - 1:23.169	
3 - 1:24.355	8 - 1:20.649	
4 - 1:23.544	9 - 1:20.782	
5 - 1:21.774	10 - 1:20.747	
<b>30</b>	<b>Bob WILSON</b>	Caterham 7
1 - 2:37.395	6 - 1:24.204	
2 - 1:33.631	7 - <b>1:23.032</b>	
3 - 1:27.757	8 - 1:24.521	
4 - 1:26.010	9 - 1:27.646	
5 - 1:23.375	10 - 1:23.521	
<b>32</b>	<b>Declan DOLAN</b>	Caterham 7
1 - 4:40.998P		
2 - 2:22.248		
3 - 1:54.796		
4 - 1:55.228		
5 - <b>1:54.324</b>		
<b>38</b>	<b>Matthew GILLBANKS</b>	Caterham 7
1 - 2:25.008	6 - 1:57.984	
2 - 1:32.242	7 - 1:21.387	
3 - 1:24.751	8 - 1:20.524	
4 - 1:23.699	9 - 1:21.295	
5 - 1:39.411P	10 - <b>1:18.733</b>	
<b>40</b>	<b>Christopher AWCOCK</b>	Caterham 7
1 - 2:50.823	6 - 1:33.668	
2 - 1:44.981	7 - 1:30.988	
3 - 1:39.838	8 - 1:31.008	
4 - 1:35.794	9 - <b>1:29.717</b>	
5 - 1:32.254		
<b>41</b>	<b>Chris BATTEN</b>	Caterham 7
1 - 2:54.261	6 - 1:21.977	
2 - 1:43.655	7 - 1:21.724	
3 - 1:28.352	8 - 1:22.050	
4 - 1:24.927	9 - 1:21.362	
5 - 1:23.444	10 - <b>1:19.947</b>	

Car No's 40 & 41 need working transponders please.  
Weather : Overcast / Dry

Castle Combe  
Circuit Length = 1.8500 miles.  
Start: 10:51 End: 11:03

**BookaTrack.com Caterham Mega Graduate Champ iaw McMillan M/Sport  
LAP ANALYSIS - QUALIFYING RACE 5**

(contd.)

<b>44</b>	<b>Riki NASH</b>	Caterham 7
1 - 2:23.825	6 - 1:19.801	
2 - 1:32.563	7 - 1:23.991	
3 - 1:26.618	8 - 1:20.384	
4 - 1:23.768	9 - 1:19.406	
5 - 1:21.526	10 - <b>1:18.815</b>	
<b>47</b>	<b>David O'CARROLL</b>	Caterham 7
1 - 2:19.934	6 - 1:20.606	
2 - 1:32.501	7 - 1:20.365	
3 - 1:26.351	8 - <b>1:20.133</b>	
4 - 1:23.370	9 - 1:22.729	
5 - 1:20.958	10 - 1:20.327	

**BookaTrack.com Caterham Mega Graduate Champ iaw McMillan M/Sport  
GRID FOR RACE 5**

ROW 12	32	DOLAN	
ROW 11	12	HARRISON	40 AWCOCK
ROW 10	30	WILSON	24 WOODS
ROW 9	27	BARLOW	20 LOW
ROW 8	17	OVERTON	13 FESEMEYER
ROW 7	28	FOX	22 NASH
ROW 6	6	THORNHILL	47 O'CARROLL
ROW 5	4	FROST	41 BATTEN
ROW 4	9	WELBURN	2 AMISON
ROW 3	8	HUDSON	19 JUMP
ROW 2	44	NASH	5 SIMPSON
ROW 1	14	HALLEY	38 GILLBANKS
		POLE	

**Car No's 40 & 41 need working transponders please.**

**Weather : Overcast / Dry**

**These results are provisional until the conclusion of any judicial and technical matters.**

Castle Combe

Circuit Length = 1.8500 miles.

Start: 10:51 End: 11:03

Clerk of Course:	Stewards:	Timekeeper:
------------------	-----------	-------------

**BookaTrack.com Caterham Mega Graduate Champ iaw McMillan M/Sport  
PROVISIONAL RESULT - RACE 5**

POS	NO	CL	DRIVER	NAT	CAR	TIME	LAPS	GAP	MPH	BEST
1	14		Guy HALLEY		Caterham 7	15:07.386	9		66.05	1:38.795
2	5		Stuart SIMPSON		Caterham 7	15:09.475	9	2.089	65.90	1:37.824
3	38		Matthew GILLBANKS		Caterham 7	15:16.453	9	9.067	65.40	1:39.854
4	2		Martin AMISON		Caterham 7	15:17.485	9	10.099	65.33	1:39.731
5	8		Paul HUDSON		Caterham 7	15:40.735	9	33.349	63.71	1:41.839
6	19		Tim JUMP		Caterham 7	15:41.187	9	33.801	63.68	1:41.160
7	9		Mike WELBURN		Caterham 7	15:42.303	9	34.917	63.61	1:42.096
8	4		Nick FROST		Caterham 7	15:42.876	9	35.490	63.57	1:40.945
9	41		Chris BATTEN		Caterham 7	15:43.248	9	35.862	63.54	1:41.360
10	44		Riki NASH		Caterham 7	15:44.392	9	37.006	63.46	1:40.726
11	47		David O'CARROLL		Caterham 7	15:45.445	9	38.059	63.39	1:40.945
12	20		Franek LOW		Caterham 7	15:45.929	9	38.543	63.36	1:40.361
13	27		James BARLOW		Caterham 7	15:47.328	9	39.942	63.27	1:40.223
14	13		Michael FESEMEYER		Caterham 7	15:57.338	9	49.952	62.61	1:42.961
15	17		Tom OVERTON		Caterham 7	16:11.730	9	1:04.344	61.68	1:44.807
16	6		Michael THORNHILL		Caterham 7	16:22.739	9	1:15.353	60.99	1:44.208
17	28		Chris FOX		Caterham 7	16:32.915	9	1:25.529	60.36	1:47.617
18	22		Danny NASH		Caterham 7	16:47.939	9	1:40.553	59.46	1:46.571
19	30		Bob WILSON		Caterham 7	16:49.285	9	1:41.899	59.38	1:46.938
20	24		Nick WOODS		Caterham 7	16:57.028	9	1:49.642	58.93	1:48.365
21	12		Mark HARRISON		Caterham 7	15:33.868	8	1 LAP	57.05	1:49.950
22	32		Declan DOLAN		Caterham 7	15:35.077	8	1 LAP	56.97	1:51.334
23	40		Christopher AWCOCK		Caterham 7	16:04.516	8	1 LAP	55.24	1:48.761
						FASTEST LAP				
5			Stuart SIMPSON		Caterham 7	1:37.824	7	68.08mph	109.56kph	

Car No's 40 & 41 still need working transponders.

Weather : Cloudy / Wet

These results are provisional until the conclusion of any judicial and technical matters.

Castle Combe

Circuit Length = 1.8500 miles.

Start: 15:24 End: 15:39

Clerk of Course:	Stewards:	Timekeeper:

**BookaTrack.com Caterham Mega Graduate Champ iaw McMillan M/Sport  
LAP CHART FOR RACE 5**

Lap 1			Lap 2			Lap 3			Lap 4			Lap 5		
No	Behind	Laptime	No	Behind	Laptime	No	Behind	Laptime	No	Behind	Laptime	No	Behind	Laptime
14		1:45.646	14		1:40.399	14		1:42.022	14		1:40.097	14		1:40.129
38	4.166	1:49.812	38	5.550	1:41.783	2	5.143	1:41.191	38	5.635	1:40.303	38	5.660	1:40.154
2	4.732	1:50.378	2	5.974	1:41.641	38	5.429	1:41.901	2	6.433	1:41.387	2	6.035	1:39.731
5	5.811	1:51.457	5	6.563	1:41.151	5	5.955	1:41.414	5	6.654	1:40.796	5	6.292	1:39.767
8	7.505	1:53.151	8	10.484	1:43.378	8	11.554	1:43.092	8	13.561	1:42.104	8	15.271	1:41.839
9	8.171	1:53.817	9	11.195	1:43.423	9	12.803	1:43.630	9	14.802	1:42.096	19	16.136	1:41.160
19	9.575	1:55.221	19	12.726	1:43.550	19	13.148	1:42.444	19	15.105	1:42.054	9	17.481	1:42.808
41	10.471	1:56.117	41	13.770	1:43.698	4	14.888	1:42.082	4	15.736	1:40.945	4	17.906	1:42.299
4	10.818	1:56.464	4	14.828	1:44.409	41	15.976	1:44.228	41	17.239	1:41.360	41	18.950	1:41.840
17	12.597	1:58.243	44	19.147	1:45.527	44	20.041	1:42.916	44	24.096	1:44.152	44	25.526	1:41.559
44	14.019	1:59.665	13	21.839	1:46.583	47	24.203	1:43.818	47	25.445	1:41.339	47	26.261	1:40.945
13	15.655	2:01.301	47	22.407	1:46.811	13	24.473	1:44.656	13	28.898	1:44.522	20	31.049	1:41.173
47	15.995	2:01.641	6	25.015	1:47.781	6	27.485	1:44.492	20	30.005	1:41.470	13	32.501	1:43.732
28	16.287	2:01.933	27	25.622	1:47.678	27	27.951	1:44.351	27	30.430	1:42.576	27	32.700	1:42.399
6	17.633	2:03.279	28	26.701	1:50.813	20	28.632	1:43.615	6	31.596	1:44.208	6	35.681	1:44.214
27	18.343	2:03.989	20	27.039	1:45.557	17	32.205	1:46.152	17	36.915	1:44.807	17	41.751	1:44.965
20	21.881	2:07.527	17	28.075	1:55.877	28	34.351	1:49.672	28	42.979	1:48.725	28	51.599	1:48.749
40	24.825	2:10.471	40	35.925	1:51.499	30	49.073	1:52.239	30	57.864	1:48.888	30	1:05.280	1:47.545
12	26.289	2:11.935	12	38.560	1:52.670	12	51.726	1:55.188	12	1:01.579	1:49.950	22	1:09.000	1:46.571
30	26.906	2:12.552	30	38.856	1:52.349	24	52.139	1:53.314	24	1:02.000	1:49.958	24	1:10.403	1:48.532
22	27.655	2:13.301	22	39.469	1:52.213	32	52.827	1:54.894	22	1:02.558	1:48.206	40	1:14.839	1:48.777
32	28.050	2:13.696	32	39.955	1:52.304	40	53.986	2:00.083	40	1:06.191	1:52.302	12	1:15.251	1:53.801
24	28.359	2:14.005	24	40.847	1:52.887	22	54.449	1:57.002	32	1:06.704	1:53.974	32	1:17.909	1:51.334

Car No's 40 & 41 still need working transponders.  
Weather : Cloudy / Wet

Castle Combe  
Circuit Length = 1.8500 miles.  
Start: 15:24 End: 15:39

# BookaTrack.com Caterham Mega Graduate Champ iaw McMillan M/Sport LAP CHART FOR RACE 5

(contd.)

Lap 6			Lap 7			Lap 8			Lap 9			Lap 10		
No	Behind	Laptime	No	Behind	Laptime	No	Behind	Laptime	No	Behind	Laptime	No	Behind	Laptime
14		1:40.572	14		1:39.888	14		1:38.795	14		1:39.838			
5	3.905	1:38.185	5	1.841	1:37.824	5	3.018	1:39.972	5	2.089	1:38.909			
38	5.830	1:40.742	38	5.796	1:39.854	12	1 LAP	1:58.293	38	9.067	1:40.097			
2	6.282	1:40.819	2	6.586	1:40.192	38	8.808	1:41.807	2	10.099	1:41.067			
8	16.649	1:41.950	8	20.454	1:43.693	2	8.870	1:41.079	12	1 LAP	1:58.144			
19	17.372	1:41.808	19	21.147	1:43.663	32	1 LAP	1:57.539	32	1 LAP	1:58.517			
9	19.109	1:42.200	9	22.806	1:43.585	8	26.251	1:44.592	8	33.349	1:46.936			
4	19.434	1:42.100	4	23.121	1:43.575	19	27.066	1:44.714	19	33.801	1:46.573			
41	19.945	1:41.567	41	23.624	1:43.567	9	28.207	1:44.196	9	34.917	1:46.548			
44	26.977	1:42.023	44	27.815	1:40.726	4	28.424	1:44.098	4	35.490	1:46.904			
47	28.079	1:42.390	47	29.680	1:41.489	41	28.968	1:44.139	41	35.862	1:46.732			
20	32.954	1:42.477	20	33.427	1:40.361	44	30.287	1:41.267	44	37.006	1:46.557			
27	34.119	1:41.991	27	34.454	1:40.223	47	32.324	1:41.439	47	38.059	1:45.573			
13	35.854	1:43.925	13	39.287	1:43.321	20	35.793	1:41.161	20	38.543	1:42.588			
6	39.403	1:44.294	17	51.994	1:45.077	27	36.030	1:40.371	27	39.942	1:43.750			
17	46.805	1:45.626	6	59.497	1:59.982	13	43.453	1:42.961	13	49.952	1:46.337			
28	58.644	1:47.617	28	1:06.750	1:47.994	17	58.393	1:45.194	40	1 LAP	2:42.931			
30	1:15.257	1:50.549	22	1:23.591	1:47.892	6	1:08.262	1:47.560	17	1:04.344	1:45.789			
22	1:15.587	1:47.159	30	1:24.806	1:49.437	28	1:16.383	1:48.428	6	1:15.353	1:46.929			
24	1:18.196	1:48.365	24	1:26.979	1:48.671	22	1:32.479	1:47.683	28	1:25.529	1:48.984			
40	1:23.028	1:48.761	40	1:32.832	1:49.692	30	1:32.949	1:46.938	22	1:40.553	1:47.912			
12	1:28.566	1:53.887				24	1:38.976	1:50.792	30	1:41.899	1:48.788			
32	1:30.156	1:52.819							24	1:49.642	1:50.504			

Car No's 40 & 41 still need working transponders.  
Weather : Cloudy / Wet

Castle Combe  
Circuit Length = 1.8500 miles.  
Start: 15:24 End: 15:39

**Thermex Classic Saloon / Historic Touring Car Series iaw Dunlop  
QUALIFYING FOR RACE 10**

POS	NO	CL	DRIVER	NAT	CAR	TIME	LAPS	GAP	MPH
1	31	B	Grant CLEARWATER		Ford Zephyr MKII	34.068	7		195.49
2	47	G	Julian BELCHER		Triumph Vitesse	1:25.829	8	51.761	77.59
3	4	G	T LAILEY DE VILLE		Ford Anglia	1:29.442	8	55.374	74.46
4	1	E	Andy MESSHAM		Austin Mini	1:32.727	8	58.659	71.82
5	22	D	Tony PRESTON		Morris Minor	1:35.011	7	1:00.943	70.09
6	83	G	Tim DODWELL		Austin Cooper S	1:37.372	5	1:03.304	68.39
7	57	F	David HALL		Ford Lotus Cortina MK1	1:37.443	6	1:03.375	68.34
8	74	D	Jeremy KNIGHT		Austin A35	1:40.133	6	1:06.065	66.51
9	10	E	Tony LAKE		Morris Minor	1:41.283	7	1:07.215	65.75
10	64	E	Chris PARTINGTON		Saab 96	1:41.457	7	1:07.389	65.64
11	99	G	Celia STEVENS		Peerless GT	1:45.108	7	1:11.040	63.36

**Car No's 22, 74 & 99 need working transponders please. Car No 2 seen no time.**

**Weather : Cloudy / Damp**

**These results are provisional until the conclusion of any judicial and technical matters.**

Castle Combe

Circuit Length = 1.8500 miles.

Start: 12:04 End: 12:14

Clerk of Course:	Stewards:	Timekeeper:
------------------	-----------	-------------

**Thermex Classic Saloon / Historic Touring Car Series iaw Dunlop  
LAP ANALYSIS - QUALIFYING RACE 10**

<b>1</b>	<b>Andy MESSHAM</b>	Austin Mini
1 -	03.282	6 - <b>1:32.727</b>
2 -	1:46.311	7 - 1:33.128
3 -	1:38.069	8 - 1:47.239
4 -	1:35.657	
5 -	1:33.615	
<b>2</b>	<b>Julian CROSSLEY</b>	Morris Mini
<b>4</b>	<b>T LAILEY DE VILLE</b>	Ford Anglia
1 -	10.331	6 - 1:30.451
2 -	1:44.704	7 - 1:32.517
3 -	1:33.985	8 - <b>1:29.442</b>
4 -	1:32.598	
5 -	1:31.795	
<b>10</b>	<b>Tony LAKE</b>	Morris Minor
1 -	14.087	6 - 1:41.538
2 -	1:55.945	7 - <b>1:41.283</b>
3 -	1:46.146	
4 -	1:42.805	
5 -	1:41.713	
<b>22</b>	<b>Tony PRESTON</b>	Morris Minor
1 -	1:05.372P	6 - 1:35.360
2 -	1:57.819	7 - <b>1:35.011</b>
3 -	1:39.660	
4 -	1:37.574	
5 -	1:35.512	
<b>31</b>	<b>Grant CLEARWATER</b>	Ford Zephyr MKII
1 -	<b>34.068</b>	6 - 1:42.331
2 -	2:13.129	7 - 1:35.698
3 -	1:47.131	
4 -	1:38.311	
5 -	1:37.985	
<b>47</b>	<b>Julian BELCHER</b>	Triumph Vitesse
1 -	21.488	6 - <b>1:25.829</b>
2 -	1:46.636	7 - 1:28.317
3 -	1:35.052	8 - 1:28.083
4 -	1:28.021	
5 -	1:26.064	

Car No's 22, 74 & 99 need working transponders please. Car No 2 seen no time.  
Weather : Cloudy / Damp

Castle Combe  
Circuit Length = 1.8500 miles.  
Start: 12:04 End: 12:14

# Thermex Classic Saloon / Historic Touring Car Series iaw Dunlop LAP ANALYSIS - QUALIFYING RACE 10

(contd.)

<b>57</b>	<b>David HALL</b>	Ford Lotus Cortina MK1
1 -	1:06.350P	6 - 2:04.944P
2 -	1:59.727	
3 -	1:38.405	
4 -	<b>1:37.443</b>	
5 -	1:38.205	
<b>64</b>	<b>Chris PARTINGTON</b>	Saab 96
1 -	18.426	6 - 1:42.727
2 -	1:56.689	7 - 1:46.200
3 -	1:43.245	
4 -	<b>1:41.457</b>	
5 -	1:41.995	
<b>74</b>	<b>Jeremy KNIGHT</b>	Austin A35
1 -	1:07.477P	6 - <b>1:40.133</b>
2 -	2:10.654	
3 -	1:50.655	
4 -	1:45.325	
5 -	1:42.413	
<b>83</b>	<b>Tim DODWELL</b>	Austin Cooper S
1 -	26.976	
2 -	1:48.729	
3 -	1:39.762	
4 -	1:37.856	
5 -	<b>1:37.372</b>	
<b>99</b>	<b>Celia STEVENS</b>	Peerless GT
1 -	09.403	6 - <b>1:45.108</b>
2 -	1:54.150	7 - 1:45.930
3 -	1:53.989	
4 -	1:45.920	
5 -	1:45.140	

Car No's 22, 74 & 99 need working transponders please. Car No 2 seen no time.  
Weather : Cloudy / Damp


Castle Combe  
Circuit Length = 1.8500 miles.  
Start: 12:04 End: 12:14

# Thermex Classic Saloon / Historic Touring Car Series iaw Dunlop

## GRID FOR RACE 10

ROW 5	99 STEVENS	2 CROSSLEY	
ROW 4	10 LAKE	64 PARTINGTON	
ROW 3	83 DODWELL	57 HALL	74 KNIGHT
ROW 2	1 MESSHAM	22 PRESTON	
ROW 1	31 CLEARWATER	47 BELCHER	4 LAILEY DE VILLE

**POLE**



Car No's 22, 74 & 99 need working transponders please. Car No 2 seen no time.

Weather : Cloudy / Damp

These results are provisional until the conclusion of any judicial and technical matters.

Castle Combe

Circuit Length = 1.8500 miles.

Start: 12:04 End: 12:14

Clerk of Course:

Stewards:

Timekeeper:

## Thermex Classic Saloon / Historic Touring Car Series iaw Dunlop PROVISIONAL RESULT - RACE 10

POS	NO	CL	DRIVER	NAT	CAR	TIME	LAPS	GAP	MPH	BEST
1	47	G	Julian BELCHER		Triumph Vitesse	17:40.972	10		62.77	1:42.191
2	4	G	T LAILEY DE VILLE		Ford Anglia	18:41.681	10	1:00.709	59.37	1:48.314
3	1	E	Andy MESSHAM		Austin Mini	19:05.322	10	1:24.350	58.15	1:52.314
4	83	G	Tim DODWELL		Austin Cooper S	17:45.699	9	1 LAP	56.24	1:53.906
5	57	F	David HALL		Ford Lotus Cortina MK1	18:38.909	9	1 LAP	53.57	2:00.892
6	22	D	Tony PRESTON		Morris Minor	18:49.565	9	1 LAP	53.06	1:59.180
7	10	E	Tony LAKE		Morris Minor	18:52.706	9	1 LAP	52.91	2:03.382
8	99	G	Celia STEVENS		Peerless GT	18:59.032	9	1 LAP	52.62	2:02.321
9	74	D	Jeremy KNIGHT		Austin A35	19:03.704	9	1 LAP	52.40	2:03.087
10	31	B	Grant CLEARWATER		Ford Zephyr MKII	19:04.120	9	1 LAP	52.39	2:02.843
NOT CLASSIFIED										
2	E	Julian CROSSLEY		Morris Mini		0	D.N.F.	N/A		
FASTEST LAP										
47	G	Julian BELCHER		Triumph Vitesse	1:42.191	5	65.17mph	104.88kph		
1	E	Andy MESSHAM		Austin Mini	1:52.314	4	59.29mph	95.43kph		
22	D	Tony PRESTON		Morris Minor	1:59.180	9	55.88mph	89.93kph		
57	F	David HALL		Ford Lotus Cortina MK1	2:00.892	1	55.09mph	88.65kph		
31	B	Grant CLEARWATER		Ford Zephyr MKII	2:02.843	8	54.21mph	87.25kph		

Weather : Cloudy / Wet

These results are provisional until the conclusion of any judicial and technical matters.

Castle Combe

Circuit Length = 1.8500 miles.

Start: 18:08 End: 18:26

Clerk of Course:	Stewards:	Timekeeper:
------------------	-----------	-------------

**Thermex Classic Saloon / Historic Touring Car Series iaw Dunlop  
LAP CHART FOR RACE 10**

Lap 1			Lap 2			Lap 3			Lap 4			Lap 5		
No	Behind	Laptime	No	Behind	Laptime	No	Behind	Laptime	No	Behind	Laptime	No	Behind	Laptime
47		1:50.929	47		1:43.348	47		1:43.130	47		1:42.704	47		1:42.191
4	4.707	1:55.636	4	9.673	1:48.314	4	16.958	1:50.415	4	25.979	1:51.725	4	34.218	1:50.430
57	9.963	2:00.892	1	21.851	1:54.407	1	31.063	1:52.342	1	40.673	1:52.314	1	50.994	1:52.512
1	10.792	2:01.721	83	23.220	1:55.020	83	33.996	1:53.906	83	51.708	2:00.416	83	1:08.872	1:59.355
83	11.548	2:02.477	57	27.788	2:01.173	57	47.230	2:02.572	57	1:08.479	2:03.953	57	1:30.114	2:03.826
74	20.327	2:11.256	10	45.624	2:05.476	10	1:06.727	2:04.233	10	1:29.363	2:05.340	10	1:52.366	2:05.194
99	20.996	2:11.925	74	47.975	2:10.996	74	1:10.807	2:05.962	74	1:34.609	2:06.506			
31	22.530	2:13.459	31	49.076	2:09.894	99	1:11.326	2:04.416	99	1:35.146	2:06.524			
10	23.496	2:14.425	99	50.040	2:12.392	31	1:12.994	2:07.048	22	1:35.789	2:04.672			
22	24.707	2:15.636	22	50.829	2:09.470	22	1:13.821	2:06.122	31	1:38.747	2:08.457			

# Thermex Classic Saloon / Historic Touring Car Series iaw Dunlop LAP CHART FOR RACE 10

(contd.)

Lap 6			Lap 7			Lap 8			Lap 9			Lap 10		
No	Behind	Laptime	No	Behind	Laptime	No	Behind	Laptime	No	Behind	Laptime	No	Behind	Laptime
47		1:53.207	47		1:44.681	47		1:48.049	47		1:47.120	47		1:45.613
74	1 LAP	2:06.106	10	1 LAP	2:05.370	57	1 LAP	2:06.208	57	1 LAP	2:07.848	83	1 LAP	1:58.917
99	1 LAP	2:06.274	22	1 LAP	2:05.104	10	1 LAP	2:04.827	10	1 LAP	2:04.459	57	1 LAP	2:05.165
22	1 LAP	2:05.901	74	1 LAP	2:07.528	22	1 LAP	2:01.292	4	53.989	1:53.869	4	1:00.709	1:52.333
31	1 LAP	2:05.320	99	1 LAP	2:07.348	99	1 LAP	2:04.878	22	1 LAP	2:02.188	22	1 LAP	1:59.180
4	31.189	1:50.178	31	1 LAP	2:05.971	74	1 LAP	2:06.882	99	1 LAP	2:02.954	10	1 LAP	2:03.382
1	50.525	1:52.738	4	36.958	1:50.450	4	47.240	1:58.331	74	1 LAP	2:03.087	99	1 LAP	2:02.321
83	1:14.639	1:58.974	1	59.824	1:53.980	31	1 LAP	2:07.926	31	1 LAP	2:02.843	74	1 LAP	2:05.381
57	1:44.179	2:07.272	83	1:29.153	1:59.195	1	1:06.603	1:54.828	1	1:15.225	1:55.742	31	1 LAP	2:03.202
						83	1:38.543	1:57.439				1	1:24.350	1:54.738

**BookaTrack.com Caterham Super Graduate Champ iaw McMillan M/Sport  
LAP ANALYSIS - QUALIFYING RACE 7**

<b>5</b>	<b>Andy MOLSON</b>	Caterham 7
1 - 9:04.003	6 - 1:23.193	
2 - 1:28.294	7 - 1:20.576	
3 - 1:21.630	8 - 1:21.770	
4 - 1:21.503	9 - <b>1:20.048</b>	
5 - 1:22.380	10 - 1:23.444	
<b>6</b>	<b>Charles ELLIOTT</b>	Caterham 7
1 - 9:53.076	6 - 1:21.836	
2 - 1:33.098	7 - 1:22.036	
3 - 1:23.401	8 - 1:22.179	
4 - 1:23.050	9 - 1:22.599	
5 - <b>1:21.618</b>		
<b>7</b>	<b>Toby BRIANT</b>	Caterham 7
1 - 9:10.158	6 - 1:20.910	
2 - 1:27.110	7 - 1:20.546	
3 - 1:21.264	8 - 1:20.482	
4 - 1:20.473	9 - 1:20.590	
5 - <b>1:20.204</b>	10 - 1:20.410	
<b>8</b>	<b>David JONES</b>	Caterham 7
1 - 9:01.871	6 - <b>1:22.605</b>	
2 - 1:28.301	7 - 1:32.155	
3 - 1:23.460	8 - 1:22.804	
4 - 1:23.483	9 - 1:22.993	
5 - 1:23.352	10 - 1:22.729	
<b>9</b>	<b>Andrew ENNIS</b>	Caterham 7
1 - 9:36.174	6 - 1:20.176	
2 - 1:31.380	7 - 1:20.003	
3 - 1:23.163	8 - 1:20.172	
4 - 1:21.732	9 - 1:19.988	
5 - 1:20.579	10 - <b>1:19.599</b>	
<b>10</b>	<b>Keith CHANTER</b>	Caterham 7
1 - X:00.000	6 - 1:20.983	
2 - 1:30.109	7 - <b>1:20.300</b>	
3 - 1:23.527	8 - 1:21.621	
4 - 1:23.670	9 - 1:20.728	
5 - 1:20.634		
<b>12</b>	<b>Mark GREGORY</b>	Caterham 7
1 - 9:09.655	6 - <b>1:20.449</b>	
2 - 1:29.256	7 - 1:25.064	
3 - 1:22.498	8 - 1:21.678	
4 - 1:23.871	9 - 1:21.880	
5 - 1:21.990	10 - 1:23.473	

Car No 66 needs a working transponder please.  
Weather : Cloudy / Wet

Castle Combe  
Circuit Length = 1.8500 miles.  
Start: 11:31 End: 11:43

**BookaTrack.com Caterham Super Graduate Champ iaw McMillan M/Sport  
LAP ANALYSIS - QUALIFYING RACE 7**

(contd.)

<b>13</b>	<b>Damon ROSAMOND</b>	Caterham 7
1 - 9:22.279	6 - 1:27.701	
2 - 1:42.969	7 - <b>1:23.498</b>	
3 - 1:29.944	8 - 1:24.365	
4 - 1:25.537	9 - 1:46.646	
5 - 1:26.089		
<b>14</b>	<b>Mike SOLAN</b>	Caterham 7
1 - 9:02.734	6 - 1:23.930	
2 - 1:28.145	7 - 1:21.311	
3 - 1:22.171	8 - 1:21.612	
4 - 1:21.872	9 - <b>1:20.167</b>	
5 - 1:21.085	10 - 1:20.194	
<b>15</b>	<b>Daniel CRONSHAW</b>	Caterham 7
1 - 9:46.708	6 - 1:28.735	
2 - 1:41.515	7 - 1:29.360	
3 - 1:30.619	8 - 1:28.214	
4 - 1:32.612	9 - <b>1:27.893</b>	
5 - 1:38.937		
<b>16</b>	<b>Martin GOSS</b>	Caterham 7
1 - 9:56.267	6 - 1:28.990	
2 - 1:34.546	7 - 1:21.996	
3 - 1:36.042	8 - <b>1:20.921</b>	
4 - 1:30.686	9 - 1:24.782	
5 - 1:24.794		
<b>17</b>	<b>Andrew HAWKEN</b>	Caterham 7
1 - 9:54.984	6 - <b>1:24.240</b>	
2 - 1:34.743	7 - 1:27.648	
3 - 1:31.013	8 - 1:24.599	
4 - 1:28.114	9 - 1:25.559	
5 - 1:24.266		
<b>18</b>	<b>Michael ROWLAND</b>	Caterham 7
1 - 9:30.923	6 - 1:24.536	
2 - 1:38.056	7 - 1:23.691	
3 - 1:27.111	8 - 1:24.295	
4 - 1:25.078	9 - <b>1:22.573</b>	
5 - 1:25.099		
<b>20</b>	<b>Roger FORD</b>	Caterham 7
1 - 9:50.324	6 - <b>1:21.288</b>	
2 - 1:34.261	7 - 1:32.274	
3 - 1:23.985	8 - 1:21.881	
4 - 1:23.513	9 - 1:27.876	
5 - 1:21.864		

Car No 66 needs a working transponder please.  
Weather : Cloudy / Wet

Castle Combe  
Circuit Length = 1.8500 miles.  
Start: 11:31 End: 11:43

# BookaTrack.com Caterham Super Graduate Champ iaw McMillan M/Sport LAP ANALYSIS - QUALIFYING RACE 7

(contd.)

<b>21</b>	<b>Richard ORMSON</b>	Caterham 7
1 - X:00.000	6 - 1:27.246	
2 - 1:40.167	7 - 1:23.065	
3 - 1:25.942	8 - <b>1:22.657</b>	
4 - 1:26.409	9 - 1:26.048	
5 - 1:24.267		
<b>23</b>	<b>Ian NORTEN</b>	Caterham 7
1 - 9:47.798	6 - <b>1:22.958</b>	
2 - 1:34.599	7 - 1:23.065	
3 - 1:26.777	8 - 1:24.149	
4 - 1:25.170	9 - 1:25.637	
5 - 1:23.211		
<b>24</b>	<b>Rick SCANNELL</b>	Caterham 7
1 - 9:24.892	6 - 1:26.550	
2 - 1:38.246	7 - 1:25.071	
3 - 1:28.181	8 - 1:25.236	
4 - 1:26.665	9 - <b>1:24.744</b>	
5 - 1:28.000		
<b>25</b>	<b>Matt WALTHAM</b>	Caterham 7
1 - 9:23.898	6 - 1:29.439	
2 - 1:44.847	7 - 1:29.547	
3 - 1:34.782	8 - 1:25.726	
4 - 1:31.675	9 - <b>1:25.400</b>	
5 - 1:31.821		
<b>26</b>	<b>Simon POWELL</b>	Caterham 7
1 - X:00.000	6 - 1:20.487	
2 - 1:45.348	7 - <b>1:18.700</b>	
3 - 1:22.526	8 - 1:19.702	
4 - 1:21.733	9 - 1:20.472	
5 - 1:22.566		
<b>29</b>	<b>John PARKER</b>	Caterham 7
1 - X:00.000	6 - 1:24.702	
2 - 1:40.590	7 - 1:22.762	
3 - 1:21.066	8 - 1:21.461	
4 - 1:21.385	9 - <b>1:20.988</b>	
5 - 1:38.848		
<b>30</b>	<b>Andrew FLETCHER</b>	Caterham 7
1 - 9:05.782	6 - 1:22.912	
2 - 1:28.585	7 - 1:20.607	
3 - 1:21.612	8 - 1:21.286	
4 - 1:22.545	9 - <b>1:20.087</b>	
5 - 1:20.194	10 - 1:20.567	

Car No 66 needs a working transponder please.  
Weather : Cloudy / Wet

Castle Combe  
Circuit Length = 1.8500 miles.  
Start: 11:31 End: 11:43

**BookaTrack.com Caterham Super Graduate Champ iaw McMillan M/Sport  
LAP ANALYSIS - QUALIFYING RACE 7**

(contd.)

<b>31</b>	<b>Paul-Anthony VIOLETT</b>	Caterham 7
1 - 9:35.019	6 - 1:23.992	
2 - 1:36.350	7 - 1:23.064	
3 - 1:26.387	8 - 1:23.195	
4 - 1:27.887	9 - <b>1:22.888</b>	
5 - 1:24.312		
<b>35</b>	<b>Fred NOTHERS</b>	Caterham 7
1 - 9:21.262	6 - 1:34.002	
2 - 1:46.235	7 - 1:33.879	
3 - 1:40.988	8 - <b>1:32.076</b>	
4 - 1:37.677	9 - 1:32.930	
5 - 1:34.963		
<b>41</b>	<b>Edward BENSON</b>	Caterham 7
1 - X:00.000	6 - 1:22.567	
2 - 1:34.402	7 - <b>1:21.450</b>	
3 - 1:26.761	8 - 1:22.406	
4 - 1:24.757	9 - 1:24.522	
5 - 1:24.403		
<b>50</b>	<b>Glyn DAVIES</b>	Caterham 7
1 - 9:38.562	6 - 1:22.732	
2 - 1:34.445	7 - 1:23.037	
3 - 1:27.236	8 - 1:30.631	
4 - 1:25.678	9 - 1:37.801	
5 - <b>1:22.360</b>		
<b>55</b>	<b>Hugh SMITH</b>	Caterham 7
1 - 9:27.257		
2 - 1:34.611		
3 - <b>1:33.142</b>		
4 - 1:39.625		
5 - 2:04.647P		
<b>57</b>	<b>Ben ROCKEY</b>	Caterham 7
1 - X:00.000	6 - 1:22.543	
2 - 1:32.406	7 - 1:22.842	
3 - 1:26.739	8 - <b>1:21.875</b>	
4 - 1:24.101	9 - 1:24.385	
5 - 1:24.001		
<b>60</b>	<b>Simon PARKER</b>	Caterham 7
1 - 9:17.035	6 - 1:24.152	
2 - 1:31.215	7 - 1:23.619	
3 - 1:27.100	8 - <b>1:22.352</b>	
4 - 1:25.653	9 - 1:23.661	
5 - 1:25.493	10 - 1:22.570	

Car No 66 needs a working transponder please.  
Weather : Cloudy / Wet

Castle Combe  
Circuit Length = 1.8500 miles.  
Start: 11:31 End: 11:43

**BookaTrack.com Caterham Super Graduate Champ iaw McMillan M/Sport  
LAP ANALYSIS - QUALIFYING RACE 7**

(contd.)

<b>61</b>	<b>Alison FORMSTONE</b>	Caterham 7
1 - 9:18.864	6 - 1:24.456	
2 - 1:35.382	7 - 1:23.064	
3 - 1:26.855	8 - 1:22.768	
4 - 1:25.330	9 - <b>1:22.614</b>	
5 - 1:24.439	10 - 1:24.073	
<b>66</b>	<b>Charlie HUNT</b>	Caterham 7
1 - 9:01.310	6 - 1:21.372	
2 - 1:28.343	7 - 1:19.748	
3 - 1:21.621	8 - 1:20.716	
4 - 1:20.764	9 - <b>1:19.622</b>	
5 - 1:20.454	10 - 1:28.991	
<b>68</b>	<b>Trevor NEWMAN</b>	Caterham 7
1 - 9:10.606	6 - 1:21.099	
2 - 1:26.968	7 - 1:21.756	
3 - 1:21.322	8 - 1:20.575	
4 - 1:25.734	9 - 1:20.313	
5 - 1:21.235	10 - <b>1:19.621</b>	
<b>70</b>	<b>Richard IRVING</b>	Caterham 7
1 - X:00.000	6 - 1:24.167	
2 - 1:41.157	7 - 1:23.352	
3 - 1:31.085	8 - <b>1:22.090</b>	
4 - 1:29.641	9 - 1:23.941	
5 - 1:25.147		
<b>71</b>	<b>Rob WINROW</b>	Caterham 7
1 - 9:59.699	6 - 1:25.365	
2 - 1:36.153	7 - 1:25.495	
3 - 1:28.557	8 - <b>1:24.014</b>	
4 - 1:27.526	9 - 1:28.138	
5 - 1:27.236		
<b>73</b>	<b>Oliver BENJAMIN</b>	Caterham 7
1 - 9:28.642	6 - 1:24.661	
2 - 1:37.346	7 - 1:25.185	
3 - 1:29.674	8 - 1:30.400	
4 - 1:31.183	9 - 1:25.231	
5 - <b>1:24.382</b>		
<b>75</b>	<b>David SHAW</b>	Caterham 7
1 - 9:33.417	6 - 1:25.371	
2 - 1:37.705	7 - <b>1:21.927</b>	
3 - 1:27.856	8 - 1:22.778	
4 - 1:26.140	9 - 1:22.276	
5 - 1:22.465		

Car No 66 needs a working transponder please.  
Weather : Cloudy / Wet

Castle Combe  
Circuit Length = 1.8500 miles.  
Start: 11:31 End: 11:43

**BookaTrack.com Caterham Super Graduate Champ iaw McMillan M/Sport  
LAP ANALYSIS - QUALIFYING RACE 7**

(contd.)

<b>77</b>	<b>Martin BOAKES</b>	Caterham 7
1 - 9:25.777	6 - 1:21.609	
2 - 1:33.797	7 - 1:21.990	
3 - 1:24.871	8 - 1:22.215	
4 - 1:23.469	9 - <b>1:21.597</b>	
5 - 1:23.225	10 - 1:22.101	
<b>81</b>	<b>Dave BERRY</b>	Caterham 7
1 - 9:42.974	6 - 1:27.604	
2 - 1:43.107	7 - 1:28.083	
3 - 1:32.060	8 - 1:26.513	
4 - 1:30.205	9 - <b>1:25.602</b>	
5 - 1:33.660		
<b>83</b>	<b>James SYKES</b>	Caterham 7
1 - 9:06.978	6 - 1:22.981	
2 - 1:29.001	7 - 1:23.041	
3 - 1:23.819	8 - 1:23.199	
4 - 1:30.620	9 - <b>1:21.640</b>	
5 - 1:23.683	10 - 1:21.644	
<b>88</b>	<b>Chris ROME</b>	Caterham 7
1 - 9:57.576	6 - <b>1:20.847</b>	
2 - 1:36.515	7 - 1:22.298	
3 - 1:24.903	8 - 1:21.904	
4 - 1:23.712	9 - 1:25.331	
5 - 1:22.141		
<b>90</b>	<b>Mark ROBERTS</b>	Caterham 7
1 - 9:12.212	6 - <b>1:21.003</b>	
2 - 1:28.185	7 - 1:22.700	
3 - 1:21.562	8 - 1:21.998	
4 - 1:23.688	9 - 1:21.391	
5 - 1:23.824	10 - 1:23.670	
<b>91</b>	<b>Joe CAMPBELL</b>	Caterham 7
1 - 9:45.635	6 - 1:22.492	
2 - 1:36.321	7 - <b>1:22.242</b>	
3 - 1:24.884	8 - 1:22.913	
4 - 1:25.594	9 - 1:22.708	
5 - 1:22.933		
<b>96</b>	<b>Jamie BASHALL</b>	Caterham 7
1 - 9:51.818	6 - 1:21.842	
2 - 1:34.889	7 - 1:26.621	
3 - 1:25.317	8 - 1:23.304	
4 - 1:23.272	9 - 1:22.519	
5 - <b>1:21.625</b>		

Car No 66 needs a working transponder please.  
Weather : Cloudy / Wet

Castle Combe  
Circuit Length = 1.8500 miles.  
Start: 11:31 End: 11:43

**BookaTrack.com Caterham Super Graduate Champ iaw McMillan M/Sport  
LAP ANALYSIS - QUALIFYING RACE 7**

(contd.)

<b>99</b>	<b>Andrew VICKERS</b>	Caterham 7
1 - 9:39.930	6 - 1:21.233	
2 - 1:33.499	7 - 1:20.454	
3 - 1:25.758	8 - 1:20.561	
4 - 1:22.223	9 - <b>1:19.757</b>	
5 - 1:22.505	10 - 1:21.011	

Car No 66 needs a working transponder please.  
Weather : Cloudy / Wet

## Easytrack Production BMW Championship QUALIFYING FOR RACE 2

POS	NO	CL	DRIVER	NAT	CAR	TIME	LAPS	GAP	MPH
1	38		Stephen MARKEY		BMW 320i	1:25.476	12		77.91
2	61		John THORNE		BMW 320i	1:26.158	11	0.682	77.30
3	22		Liam CRILLY		BMW 318i	1:26.185	11	0.709	77.27
4	57		George HAYNES		BMW 320i	1:26.368	11	0.892	77.11
5	50		Andrew PARTRIDGE		BMW 320i	1:26.414	10	0.938	77.07
6	70		Neil FOX		BMW 318i	1:26.477	11	1.001	77.01
7	64		Martin DOWER		BMW 320i	1:26.543	11	1.067	76.95
8	91		Tony DOE		BMW 320i	1:27.071	11	1.595	76.48
9	85		Julian NEWMAN		BMW 320i	1:27.208	11	1.732	76.36
10	36		Dean SPURR		BMW 320i	1:27.233	11	1.757	76.34
11	77		Andrew COTTERILL		BMW 320i	1:27.278	11	1.802	76.30
12	86		Robert SADLER		BMW 320i	1:27.369	11	1.893	76.22
13	82		Craig JAMIESON		BMW 320i	1:27.617	11	2.141	76.01
14	73		Dave MULLENDER		BMW 320i	1:27.847	10	2.371	75.81
15	21		Andrew BUSBY		BMW 318i	1:28.035	11	2.559	75.65
16	88		Adrian BEARD		BMW 320i	1:28.285	10	2.809	75.43
17	14		Nigel INNES		BMW 320i	1:29.461	10	3.985	74.44
18	24		Michael DALY		BMW 320i	1:29.593	11	4.117	74.33
19	98		Ian SHEPHERD		BMW 320i	1:30.238	10	4.762	73.80
20	23		Brian DALY		BMW 320i	1:30.390	10	4.914	73.68
21	65		James KNIGHT		BMW 320i	1:30.489	11	5.013	73.60
22	79		Michael KIDMAN		BMW 318i	1:30.628	11	5.152	73.48
23	17		David BIRD		BMW 318i	1:30.987	10	5.511	73.19
24	19		Tony SMITH		BMW 320i	1:31.026	10	5.550	73.16
25	81		Rauí RAMYEAD		BMW 320i	1:31.589	10	6.113	72.71
26	45		Andy EVANS		BMW 318i	1:31.620	10	6.144	72.69
27	46		Roger TILLOTSON		BMW 320i	1:32.270	10	6.794	72.17
28	75		Steve LONGWORTH		BMW 318i	1:32.374	10	6.898	72.09
29	62		Richard CORMODE		BMW 320i	1:32.579	10	7.103	71.93
30	76		Stewart CHUBB		BMW 320i	1:32.630	10	7.154	71.89
31	13		Jim WHITWELL		BMW 320i	1:32.691	10	7.215	71.85
32	20		John JACKLIN		BMW 320i	1:33.514	10	8.038	71.21
33	39		Andrew FLETCHER		BMW 320i	2:01.088	2	35.612	55.00

Car No's 21, 38, 57 & 76 need working transponders please.

Weather : Sunny / Damp

These results are provisional until the conclusion of any judicial and technical matters.

Castle Combe

Circuit Length = 1.8500 miles.

Start: 09:07 End: 09:23

Clerk of Course:	Stewards:	Timekeeper:
------------------	-----------	-------------

## Easytrack Production BMW Championship LAP ANALYSIS - QUALIFYING RACE 2

<b>13</b>	<b>Jim WHITWELL</b>	BMW 320i
1 - 4:15.833	6 - 1:35.395	
2 - 2:00.816	7 - 1:35.662	
3 - 1:48.138	8 - 1:37.315	
4 - 1:40.913	9 - <b>1:32.691</b>	
5 - 1:36.989	10 - 1:35.411	
<b>14</b>	<b>Nigel INNES</b>	BMW 320i
1 - 5:01.679	6 - 1:31.266	
2 - 2:00.572	7 - 1:31.074	
3 - 1:51.417	8 - <b>1:29.461</b>	
4 - 1:43.063	9 - 1:30.796	
5 - 1:33.685	10 - 1:29.606	
<b>17</b>	<b>David BIRD</b>	BMW 318i
1 - 4:56.787	6 - 1:34.901	
2 - 1:47.303	7 - 1:32.523	
3 - 1:38.332	8 - 1:32.294	
4 - 1:41.464	9 - 1:31.453	
5 - 1:38.980	10 - <b>1:30.987</b>	
<b>19</b>	<b>Tony SMITH</b>	BMW 320i
1 - 5:03.385	6 - 1:35.805	
2 - 1:57.735	7 - 1:32.619	
3 - 1:41.266	8 - 1:31.387	
4 - 1:37.866	9 - 1:32.135	
5 - 1:34.746	10 - <b>1:31.026</b>	
<b>20</b>	<b>John JACKLIN</b>	BMW 320i
1 - 4:51.257	6 - 1:38.627	
2 - 1:48.655	7 - 1:35.604	
3 - 1:40.826	8 - 1:38.994	
4 - 1:42.553	9 - 1:34.244	
5 - 1:37.135	10 - <b>1:33.514</b>	
<b>21</b>	<b>Andrew BUSBY</b>	BMW 318i
1 - 3:59.431	6 - 1:29.973	11 - 1:28.832
2 - 1:39.334	7 - 1:30.315	
3 - 1:31.870	8 - <b>1:28.035</b>	
4 - 1:30.431	9 - 1:29.595	
5 - 1:30.151	10 - 1:28.517	
<b>22</b>	<b>Liam CRILLY</b>	BMW 318i
1 - 4:08.715	6 - 1:28.095	11 - 1:26.637
2 - 1:35.604	7 - 1:28.871	
3 - 1:29.974	8 - <b>1:26.185</b>	
4 - 1:29.203	9 - 1:29.004	
5 - 1:30.012	10 - 1:26.312	

Car No's 21, 38, 57 & 76 need working transponders please.  
Weather : Sunny / Damp

Castle Combe  
Circuit Length = 1.8500 miles.  
Start: 09:07 End: 09:23

## Easytrack Production BMW Championship LAP ANALYSIS - QUALIFYING RACE 2

(contd.)

<b>23</b>	<b>Brian DALY</b>	BMW 320i
1 - 4:39.287	6 - <b>1:30.390</b>	
2 - 1:44.415	7 - 1:34.151	
3 - 1:38.727	8 - 1:31.381	
4 - 1:37.622	9 - 1:39.379	
5 - 1:35.944	10 - 1:32.174	
<b>24</b>	<b>Michael DALY</b>	BMW 320i
1 - 4:43.683	6 - 1:30.025	11 - 1:29.657
2 - 1:46.071	7 - <b>1:29.593</b>	
3 - 1:33.303	8 - 1:29.645	
4 - 1:33.399	9 - 1:30.894	
5 - 1:32.731	10 - 1:29.678	
<b>36</b>	<b>Dean SPURR</b>	BMW 320i
1 - 4:21.013	6 - 1:29.241	11 - <b>1:27.233</b>
2 - 1:41.633	7 - 1:27.746	
3 - 1:34.365	8 - 1:34.687	
4 - 1:31.415	9 - 1:27.577	
5 - 1:29.364	10 - 1:40.411	
<b>38</b>	<b>Stephen MARKEY</b>	BMW 320i
1 - 4:04.922	6 - 1:26.584	11 - 1:26.375
2 - 1:38.840	7 - <b>1:25.476</b>	12 - 1:25.909
3 - 1:30.063	8 - 1:26.388	
4 - 1:28.995	9 - 1:26.009	
5 - 1:26.683	10 - 1:26.858	
<b>39</b>	<b>Andrew FLETCHER</b>	BMW 320i
1 - 5:16.129		
2 - <b>2:01.088</b>		
<b>45</b>	<b>Andy EVANS</b>	BMW 318i
1 - 4:23.677	6 - 1:41.756	
2 - 1:49.362	7 - 1:40.624	
3 - 1:38.496	8 - <b>1:31.620</b>	
4 - 1:41.183	9 - 1:33.949	
5 - 1:34.957	10 - 1:32.295	
<b>46</b>	<b>Roger TILLOTSON</b>	BMW 320i
1 - 5:00.101	6 - 1:39.213	
2 - 1:47.332	7 - 1:36.399	
3 - 1:37.470	8 - 1:35.232	
4 - 1:39.565	9 - <b>1:32.270</b>	
5 - 1:36.302	10 - 1:32.909	

Car No's 21, 38, 57 & 76 need working transponders please.  
Weather : Sunny / Damp

Castle Combe  
Circuit Length = 1.8500 miles.  
Start: 09:07 End: 09:23

# Easytrack Production BMW Championship LAP ANALYSIS - QUALIFYING RACE 2

(contd.)

<b>50</b>	<b>Andrew PARTRIDGE</b>	BMW 320i
1 - 5:09.574	6 - 1:52.059	
2 - 2:03.747	7 - 1:26.899	
3 - 1:29.240	8 - 1:27.203	
4 - 1:34.868	9 - <b>1:26.414</b>	
5 - 1:28.771	10 - 1:54.095	
<b>57</b>	<b>George HAYNES</b>	BMW 320i
1 - 4:17.933	6 - 1:27.402	11 - <b>1:26.368</b>
2 - 1:42.228	7 - 1:28.150	
3 - 1:32.980	8 - 1:27.947	
4 - 1:29.018	9 - 1:26.784	
5 - 1:29.660	10 - 1:27.531	
<b>61</b>	<b>John THORNE</b>	BMW 320i
1 - 4:58.014	6 - 1:28.608	11 - <b>1:26.158</b>
2 - 1:46.256	7 - 1:29.633	
3 - 1:36.177	8 - 1:27.859	
4 - 1:36.306	9 - 1:27.382	
5 - 1:29.414	10 - 1:28.130	
<b>62</b>	<b>Richard CORMODE</b>	BMW 320i
1 - 5:06.955	6 - 1:35.308	
2 - 1:59.293	7 - 1:34.543	
3 - 1:45.763	8 - 1:34.642	
4 - 1:42.289	9 - 1:33.179	
5 - 1:37.814	10 - <b>1:32.579</b>	
<b>64</b>	<b>Martin DOWER</b>	BMW 320i
1 - 4:16.105	6 - 1:27.054	11 - 1:26.717
2 - 1:42.482	7 - 1:27.050	
3 - 1:33.344	8 - 1:26.705	
4 - 1:29.488	9 - 1:27.029	
5 - 1:28.467	10 - <b>1:26.543</b>	
<b>65</b>	<b>James KNIGHT</b>	BMW 320i
1 - 4:26.420	6 - 1:32.749	11 - 1:32.870
2 - 1:48.270	7 - 1:32.992	
3 - 1:38.185	8 - 1:31.724	
4 - 1:39.077	9 - 1:30.654	
5 - 1:34.264	10 - <b>1:30.489</b>	
<b>70</b>	<b>Neil FOX</b>	BMW 318i
1 - 4:33.997	6 - 1:28.691	11 - 1:26.963
2 - 1:43.867	7 - 1:27.693	
3 - 1:34.018	8 - 1:27.143	
4 - 1:32.331	9 - <b>1:26.477</b>	
5 - 1:29.229	10 - 1:26.844	

Car No's 21, 38, 57 & 76 need working transponders please.  
Weather : Sunny / Damp

Castle Combe  
Circuit Length = 1.8500 miles.  
Start: 09:07 End: 09:23

## Easytrack Production BMW Championship LAP ANALYSIS - QUALIFYING RACE 2

(contd.)

<b>73</b>	<b>Dave MULLENDER</b>	BMW 320i	
1 -	5:12.722	6 - 1:37.261	
2 -	1:51.109	7 - 1:32.670	
3 -	1:31.409	8 - 1:30.795	
4 -	1:29.867	9 - <b>1:27.847</b>	
5 -	1:42.891	10 - 1:29.920	
<b>75</b>	<b>Steve LONGWORTH</b>	BMW 318i	
1 -	4:45.775	6 - 1:33.621	
2 -	1:51.034	7 - 1:32.569	
3 -	1:40.035	8 - 1:33.496	
4 -	1:36.236	9 - <b>1:32.374</b>	
5 -	1:35.454	10 - 1:32.571	
<b>76</b>	<b>Stewart CHUBB</b>	BMW 320i	
1 -	4:29.187	6 - 1:36.602	
2 -	1:47.912	7 - 1:33.044	
3 -	1:41.603	8 - <b>1:32.630</b>	
4 -	1:35.607	9 - 1:36.551	
5 -	1:34.547	10 - 1:32.831	
<b>77</b>	<b>Andrew COTTERILL</b>	BMW 320i	
1 -	4:36.480	6 - 1:28.883	11 - <b>1:27.278</b>
2 -	1:42.920	7 - 1:29.409	
3 -	1:33.921	8 - 1:27.526	
4 -	1:36.794	9 - 1:28.895	
5 -	1:30.423	10 - 1:27.316	
<b>79</b>	<b>Michael KIDMAN</b>	BMW 318i	
1 -	4:08.353	6 - 1:32.432	11 - <b>1:30.628</b>
2 -	1:50.119	7 - 1:32.849	
3 -	1:42.837	8 - 1:31.539	
4 -	1:37.515	9 - 1:31.265	
5 -	1:37.094	10 - 1:31.175	
<b>81</b>	<b>Raui RAMYEAD</b>	BMW 320i	
1 -	4:41.116	6 - 1:37.480	
2 -	1:54.631	7 - 1:32.627	
3 -	1:43.653	8 - 1:32.790	
4 -	1:41.264	9 - 1:31.772	
5 -	1:37.539	10 - <b>1:31.589</b>	
<b>82</b>	<b>Craig JAMIESON</b>	BMW 320i	
1 -	4:00.868	6 - 1:31.694	11 - 1:29.468
2 -	1:44.346	7 - 1:30.104	
3 -	1:32.169	8 - 1:32.220	
4 -	1:32.029	9 - 1:33.098	
5 -	1:31.758	10 - <b>1:27.617</b>	

Car No's 21, 38, 57 & 76 need working transponders please.  
Weather : Sunny / Damp

Castle Combe  
Circuit Length = 1.8500 miles.  
Start: 09:07 End: 09:23

## Easytrack Production BMW Championship LAP ANALYSIS - QUALIFYING RACE 2

(contd.)

<b>85</b>	<b>Julian NEWMAN</b>	BMW 320i
1 - 4:12.596	6 - 1:28.355	11 - 1:28.152
2 - 1:47.395	7 - 1:31.114	
3 - 1:33.518	8 - 1:28.647	
4 - 1:28.961	9 - 1:29.866	
5 - 1:29.760	10 - <b>1:27.208</b>	
<b>86</b>	<b>Robert SADLER</b>	BMW 320i
1 - 4:10.964	6 - 1:27.895	11 - 1:27.428
2 - 1:48.051	7 - 1:28.747	
3 - 1:33.098	8 - 1:28.019	
4 - 1:29.629	9 - 1:30.880	
5 - 1:29.534	10 - <b>1:27.369</b>	
<b>88</b>	<b>Adrian BEARD</b>	BMW 320i
1 - 4:47.559	6 - 1:34.406	
2 - 1:43.011	7 - 1:30.019	
3 - 1:40.767	8 - 1:42.191	
4 - 1:30.661	9 - <b>1:28.285</b>	
5 - 1:37.428	10 - 1:34.630	
<b>91</b>	<b>Tony DOE</b>	BMW 320i
1 - 5:10.665	6 - 1:28.782	11 - <b>1:27.071</b>
2 - 1:43.884	7 - 1:27.287	
3 - 1:32.814	8 - 1:27.145	
4 - 1:33.813	9 - 1:28.423	
5 - 1:28.599	10 - 1:27.236	
<b>98</b>	<b>Ian SHEPHERD</b>	BMW 320i
1 - 4:32.861	6 - 1:32.166	
2 - 1:47.977	7 - 1:31.745	
3 - 1:40.728	8 - 1:37.813	
4 - 1:33.720	9 - <b>1:30.238</b>	
5 - 1:42.133	10 - 1:35.680	

Car No's 21, 38, 57 & 76 need working transponders please.  
Weather : Sunny / Damp

# Easytrack Production BMW Championship

## GRID FOR RACE 2

ROW 13	13	WHITWELL	20	JACKLIN	39	FLETCHER
ROW 12		62	CORMODE	76	CHUBB	
ROW 11	45	EVANS	46	TILLOTSON	75	LONGWORTH
ROW 10		19	SMITH	81	RAMYEAD	
ROW 9	65	KNIGHT	79	KIDMAN	17	BIRD
ROW 8		98	SHEPHERD	23	DALY	
ROW 7	88	BEARD	14	INNES	24	DALY
ROW 6		73	MULLENDER	21	BUSBY	
ROW 5	77	COTTERILL	86	SADLER	82	JAMIESON
ROW 4		85	NEWMAN	36	SPURR	
ROW 3	70	FOX	64	DOWER	91	DOE
ROW 2		57	HAYNES	50	PARTRIDGE	
ROW 1	38	MARKEY	61	THORNE	22	CRILLY
		POLE				

Car No's 21, 38, 57 & 76 need working transponders please.

Weather : Sunny / Damp

These results are provisional until the conclusion of any judicial and technical matters.

Castle Combe

Circuit Length = 1.8500 miles.

Start: 09:07 End: 09:23

Clerk of Course:	Stewards:	Timekeeper:
------------------	-----------	-------------

# Easytrack Production BMW Championship

## PROVISIONAL RESULT - RACE 2

POS	NO	CL	DRIVER	NAT	CAR	TIME	LAPS	GAP	MPH	BEST
1	22		Liam CRILLY		BMW 318i	16:11.451	10		68.55	1:35.130
2	38		Stephen MARKEY		BMW 320i	16:22.918	10	11.467	67.75	1:35.124
3	50		Andrew PARTRIDGE		BMW 320i	16:29.738	10	18.287	67.29	1:36.804
4	57		George HAYNES		BMW 320i	16:37.492	10	26.041	66.76	1:35.425
5	14		Nigel INNES		BMW 320i	16:38.072	10	26.621	66.72	1:35.880
6	86		Robert SADLER		BMW 320i	16:38.659	10	27.208	66.68	1:35.637
7	91		Tony DOE		BMW 320i	16:56.232	10	44.781	65.53	1:39.330
8	85		Julian NEWMAN		BMW 320i	16:57.879	10	46.428	65.43	1:37.191
9	88		Adrian BEARD		BMW 320i	16:59.546	10	48.095	65.32	1:38.658
10	65		James KNIGHT		BMW 320i	17:00.364	10	48.913	65.27	1:37.324
11	19		Tony SMITH		BMW 320i	17:00.801	10	49.350	65.24	1:37.778
12	21		Andrew BUSBY		BMW 318i	17:01.359	10	49.908	65.20	1:38.350
13	70		Neil FOX		BMW 318i	17:01.831	10	50.380	65.17	1:35.778
14	82		Craig JAMIESON		BMW 320i	17:10.268	10	58.817	64.64	1:37.413
15	46		Roger TILLOTSON		BMW 320i	17:10.795	10	59.344	64.61	1:36.669
16	77		Andrew COTTERILL		BMW 320i	17:14.102	10	1:02.651	64.40	1:38.174
17	64		Martin DOWER		BMW 320i	17:15.149	10	1:03.698	64.33	1:37.396
18	36		Dean SPURR		BMW 320i	17:16.084	10	1:04.633	64.28	1:37.621
19	24		Michael DALY		BMW 320i	17:44.323	10	1:32.872	62.57	1:37.725
20	45		Andy EVANS		BMW 318i	17:44.735	10	1:33.284	62.55	1:37.828
21	17		David BIRD		BMW 318i	17:51.474	10	1:40.023	62.15	1:39.497
22	13		Jim WHITWELL		BMW 320i	16:17.265	9	1 LAP	61.33	1:42.890
23	62		Richard CORMODE		BMW 320i	16:17.523	9	1 LAP	61.31	1:40.979
24	81		Raui RAMYEAD		BMW 320i	16:18.135	9	1 LAP	61.28	1:41.633
25	79		Michael KIDMAN		BMW 318i	16:19.623	9	1 LAP	61.18	1:43.272
26	75		Steve LONGWORTH		BMW 318i	16:20.013	9	1 LAP	61.16	1:38.880
27	20		John JACKLIN		BMW 320i	16:24.670	9	1 LAP	60.87	1:41.859
28	98		Ian SHEPHERD		BMW 320i	16:33.586	9	1 LAP	60.32	1:42.068
29	76		Stewart CHUBB		BMW 320i	16:41.887	9	1 LAP	59.82	1:45.830
30	39		Andrew FLETCHER		BMW 320i	16:42.658	9	1 LAP	59.78	1:45.156
NOT CLASSIFIED										
23			Brian DALY		BMW 320i	7:26.457	4	D.N.F.	59.67	1:43.652
61			John THORNE		BMW 320i		0	D.N.F.	N/A	
FASTEST LAP										
38			Stephen MARKEY		BMW 320i	1:35.124	8	70.01mph		112.67kph

Car No's 38 & 76 still do not have working transponders.

Weather : Cloudy / Wet

These results are provisional until the conclusion of any judicial and technical matters.

Castle Combe

Circuit Length = 1.8500 miles.

Start: 13:40 End: 13:56

Clerk of Course:	Stewards:	Timekeeper:
------------------	-----------	-------------

## Easytrack Production BMW Championship LAP CHART FOR RACE 2

Lap 1			Lap 2			Lap 3			Lap 4			Lap 5		
No	Behind	Laptime	No	Behind	Laptime	No	Behind	Laptime	No	Behind	Laptime	No	Behind	Laptime
22		1:45.650	22		1:36.711	22		1:36.595	22		1:36.479	22		1:35.733
50	3.127	1:48.777	50	4.624	1:38.208	38	4.504	1:35.862	50	8.511	1:39.206	50	9.582	1:36.804
38	3.748	1:49.398	38	5.237	1:38.200	50	5.784	1:37.755	38	10.130	1:42.105	38	10.441	1:36.044
91	6.293	1:51.943	14	10.350	1:40.371	14	14.767	1:41.012	14	17.509	1:39.221	14	20.098	1:38.322
14	6.690	1:52.340	91	12.803	1:43.221	91	16.544	1:40.336	91	19.976	1:39.911	70	22.814	1:38.275
85	9.532	1:55.182	85	13.205	1:40.384	70	16.975	1:39.302	70	20.272	1:39.776	91	23.573	1:39.330
82	10.240	1:55.890	57	13.984	1:39.363	57	18.592	1:41.203	57	20.611	1:38.498	57	23.759	1:38.881
70	10.426	1:56.076	70	14.268	1:40.553	86	19.179	1:41.087	86	21.150	1:38.450	86	24.086	1:38.669
86	10.903	1:56.553	86	14.687	1:40.495	82	21.018	1:40.485	82	23.670	1:39.131	82	25.350	1:37.413
57	11.332	1:56.982	82	17.128	1:43.599	88	22.188	1:39.459	88	24.611	1:38.902	88	29.058	1:40.180
24	12.171	1:57.821	88	19.324	1:40.867	21	25.024	1:40.935	21	28.798	1:40.253	85	32.319	1:37.191
36	14.692	2:00.342	21	20.684	1:41.248	85	29.080	1:52.470	85	30.861	1:38.260	21	32.842	1:39.777
88	15.168	2:00.818	64	23.328	1:42.834	65	30.306	1:42.660	65	33.938	1:40.111	65	37.445	1:39.240
65	15.633	2:01.283	65	24.241	1:45.319	19	30.702	1:41.768	19	35.109	1:40.886	19	38.650	1:39.274
21	16.147	2:01.797	19	25.529	1:45.749	36	37.185	1:46.697	77	41.729	1:40.562	77	46.994	1:40.998
19	16.491	2:02.141	36	27.083	1:49.102	77	37.646	1:45.994	36	43.308	1:42.602	36	48.011	1:40.436
64	17.205	2:02.855	23	27.684	1:44.876	46	39.069	1:46.968	46	43.725	1:41.135	46	48.216	1:40.224
77	18.661	2:04.311	77	28.247	1:46.297	23	43.849	1:52.760	64	48.982	1:40.357	64	53.515	1:40.266
23	19.519	2:05.169	46	28.696	1:45.177	64	45.104	1:58.371	23	51.022	1:43.652	13	1:01.917	1:43.927
46	20.230	2:05.880	45	29.253	1:45.186	13	45.206	1:46.235	13	53.723	1:44.996	24	1:07.348	1:42.951
45	20.778	2:06.428	13	35.566	1:46.824	24	47.796	1:48.454	24	1:00.130	1:48.813	79	1:09.048	1:43.272
62	22.446	2:08.096	24	35.937	2:00.477	76	51.935	1:50.704	79	1:01.509	1:45.316	45	1:09.512	1:42.644
76	24.947	2:10.597	76	37.826	1:49.590	79	52.672	1:49.714	45	1:02.601	1:45.505	17	1:10.470	1:41.888
13	25.453	2:11.103	81	38.367	1:47.832	17	53.315	1:49.007	17	1:04.315	1:47.479	98	1:11.695	1:42.209
79	26.866	2:12.516	79	39.553	1:49.398	45	53.575	2:00.917	98	1:05.219	1:47.289	20	1:13.495	1:42.879
81	27.246	2:12.896	98	40.298	1:48.561	98	54.409	1:50.706	20	1:06.349	1:47.489	81	1:17.888	1:44.363
98	28.448	2:14.098	17	40.903	1:47.024	20	55.339	1:50.392	76	1:08.852	1:53.396	62	1:18.826	1:41.061
20	29.611	2:15.261	20	41.542	1:48.642	81	58.343	1:56.571	81	1:09.258	1:47.394	75	1:20.013	1:42.361
39	30.384	2:16.034	39	47.210	1:53.537	39	1:01.229	1:50.614	39	1:13.124	1:48.374	76	1:23.008	1:49.889
17	30.590	2:16.240	75	48.036	1:53.766	75	1:01.826	1:50.385	75	1:13.385	1:48.038	39	1:26.277	1:48.886
75	30.981	2:16.631	62	51.377	2:05.642	62	1:02.062	1:47.280	62	1:13.498	1:47.915			

Car No's 38 & 76 still do not have working transponders.  
Weather : Cloudy / Wet

Castle Combe  
Circuit Length = 1.8500 miles.  
Start: 13:40 End: 13:56

## Easytrack Production BMW Championship LAP CHART FOR RACE 2

(contd.)

Lap 6			Lap 7			Lap 8			Lap 9			Lap 10		
No	Behind	Laptime	No	Behind	Laptime	No	Behind	Laptime	No	Behind	Laptime	No	Behind	Laptime
22		1:35.351	22		1:35.426	22		1:35.130	22		1:38.118	22		1:36.258
38	11.702	1:36.612	39	1 LAP	1:46.181	76	1 LAP	1:45.830	79	1 LAP	1:44.831	13	1 LAP	1:42.890
50	12.047	1:37.816	38	12.137	1:35.861	39	1 LAP	1:45.156	81	1 LAP	1:41.711	62	1 LAP	1:40.979
14	22.339	1:37.592	50	14.170	1:37.549	38	12.131	1:35.124	62	1 LAP	1:41.782	81	1 LAP	1:42.206
70	24.241	1:36.778	14	23.754	1:36.841	50	16.362	1:37.322	75	1 LAP	1:42.387	79	1 LAP	1:44.164
57	25.070	1:36.662	70	24.593	1:35.778	14	25.423	1:36.799	20	1 LAP	1:49.075	75	1 LAP	1:42.602
86	25.698	1:36.963	57	25.069	1:35.425	70	25.705	1:36.242	38	9.383	1:35.370	38	11.467	1:38.342
91	28.416	1:40.194	86	25.973	1:35.701	57	26.000	1:36.061	50	16.783	1:38.539	20	1 LAP	1:41.859
82	28.897	1:38.898	91	33.010	1:40.020	86	26.480	1:35.637	76	1 LAP	1:47.756	50	18.287	1:37.762
88	32.563	1:38.856	88	35.795	1:38.658	91	38.697	1:40.817	39	1 LAP	1:46.570	98	1 LAP	2:00.582
85	34.344	1:37.376	85	36.117	1:37.199	85	39.652	1:38.665	14	23.185	1:35.880	57	26.041	1:38.902
21	37.281	1:39.790	21	40.816	1:38.961	88	40.177	1:39.512	57	23.397	1:35.515	14	26.621	1:39.694
65	40.906	1:38.812	65	43.999	1:38.519	21	44.524	1:38.838	86	24.231	1:35.869	86	27.208	1:39.235
19	42.053	1:38.754	19	44.569	1:37.942	65	46.621	1:37.752	70	38.979	1:51.392	76	1 LAP	1:47.645
77	51.176	1:39.533	82	48.368	1:54.897	19	47.706	1:38.267	85	39.372	1:37.838	39	1 LAP	1:47.306
36	53.265	1:40.605	77	55.973	1:40.223	82	56.545	1:43.307	91	40.600	1:40.021	91	44.781	1:40.439
46	53.487	1:40.622	46	56.423	1:38.362	77	59.017	1:38.174	88	41.130	1:39.071	85	46.428	1:43.314
64	56.812	1:38.648	36	57.543	1:39.704	46	59.204	1:37.911	21	44.756	1:38.350	88	48.095	1:43.223
13	1:16.597	1:50.031	64	1:00.254	1:38.868	36	1:01.160	1:38.747	65	45.827	1:37.324	65	48.913	1:39.344
24	1:17.313	1:45.316	24	1:24.794	1:42.907	64	1:03.106	1:37.982	19	47.366	1:37.778	19	49.350	1:38.242
45	1:18.345	1:44.184	45	1:25.197	1:42.278	24	1:30.092	1:40.428	82	56.814	1:38.387	21	49.908	1:41.410
79	1:18.758	1:45.061	17	1:26.701	1:42.830	45	1:30.340	1:40.273	46	58.933	1:37.847	70	50.380	1:47.659
17	1:19.297	1:44.178	13	1:28.371	1:47.200	17	1:31.315	1:39.744	77	1:00.061	1:39.162	82	58.817	1:38.261
98	1:19.890	1:43.546	79	1:28.683	1:45.351	98	1:35.929	1:42.068	36	1:00.663	1:37.621	46	59.344	1:36.669
20	1:23.896	1:45.752	98	1:28.991	1:44.527	13	1:37.300	1:44.059	64	1:02.384	1:37.396	77	1:02.651	1:38.848
81	1:24.170	1:41.633	20	1:31.791	1:43.321				24	1:31.405	1:39.431	64	1:03.698	1:37.572
62	1:25.075	1:41.600	81	1:32.273	1:43.529				45	1:31.714	1:39.492	36	1:04.633	1:40.228
75	1:29.625	1:44.963	62	1:32.817	1:43.168				17	1:32.694	1:39.497	24	1:32.872	1:37.725
76	1:34.137	1:46.480	75	1:33.079	1:38.880							45	1:33.284	1:37.828
												17	1:40.023	1:43.587

Car No's 38 & 76 still do not have working transponders.  
Weather : Cloudy / Wet

Castle Combe  
Circuit Length = 1.8500 miles.  
Start: 13:40 End: 13:56

## National Mobile Windscreens Castle Combe Saloon Car Championship

### QUALIFYING FOR RACE 8

POS	NO	CL	DRIVER	NAT	CAR	TIME	LAPS	GAP	MPH
1	91	B	Gary PREBBLE		Rover 220 Coupe Turbo	1:17.508	9		85.92
2	89	A	Keith MURRAY		Audi A4 Quattro	1:17.709	9	0.201	85.70
3	65	B	Ilsa COX		Peugeot 206 GTi	1:18.471	8	0.963	84.87
4	63	B	Brian COX		Peugeot 206 GTi	1:18.668	8	1.160	84.66
5	64	B	Tony DOLLEY		Peugeot 206 GTi	1:18.848	8	1.340	84.46
6	88	B	David URQUHART		Peugeot 205 GTi	1:19.195	9	1.687	84.09
7	99	B	Ian CRAIG		BMW M3	1:19.297	9	1.789	83.98
8	68	B	Nick MIZEN		Rover 220 Turbo Coupe	1:19.397	9	1.889	83.88
9	87	A	Steve TURVEY		Subaru Impreza Turbo	1:19.520	8	2.012	83.75
10	82	B	Ben URQUHART		Peugeot 205 GTi	1:20.326	9	2.818	82.91
11	66	A	Paul ASHTON		Subaru Impreza Turbo	1:20.809	8	3.301	82.41
12	62	B	Julian ELLISON		Volvo S40 T4	1:20.900	9	3.392	82.32
13	71	A	Mark HARRISON		Mitsubishi Evo 8	1:20.916	6	3.408	82.30
14	55	B	Bill BROCKBANK		Seat Ibiza Cupra	1:21.489	8	3.981	81.72
15	86	B	Angus DAWE		BMW M3	1:21.726	7	4.218	81.49
16	47	C	Simon SPEARING		Peugeot 205 GTi	1:22.445	8	4.937	80.78
17	36	C	Nigel MARSH		Vauxhall Corsa	1:22.966	8	5.458	80.27
18	33	C	Tony HUTCHINGS		MG ZR	1:24.613	7	7.105	78.71
19	1	D	R POYNTER-BROWN		Vauxhall Corsa	1:25.101	8	7.593	78.26
20	84	B	Carleton WILLIAMS		Peugeot 205 GTi	1:25.350	8	7.842	78.03
21	90	B	Nick CLARK		Vauxhall Vectra GSi	1:26.197	8	8.689	77.26
22	60	C	Paul GARDNER		Citroen Saxo VTS	1:27.280	8	9.772	76.30
23	50	C	Clifford TANG		Honda Civic	1:28.102	8	10.594	75.59
24	70	B	Roy MILLER		Volkswagen Vento VR6	1:28.375	8	10.867	75.36
25	17	D	Oliver LEWIS		Peugeot 106 XSi	1:30.858	7	13.350	73.30
26	10	D	Matt SKIDMORE		Rover Mini	1:32.809	8	15.301	71.76
27	24	C	Wayne OSBORNE		Peugeot 205 GTi	1:33.715	7	16.207	71.06
28	38	C	Alex FERGUSON		Peugeot 205 GTi	1:34.716	3	17.208	70.31
29	19	D	Eddie BENTON		Rover Mini Cooper	1:40.412	7	22.904	66.32

Car No 91 needs a working transponder please

Weather : Cloudy / Wet

These results are provisional until the conclusion of any judicial and technical matters.

Castle Combe

Circuit Length = 1.8500 miles.

Start: 11:48 End: 11:59

Clerk of Course:	Stewards:	Timekeeper:
------------------	-----------	-------------

## National Mobile Windscreens Castle Combe Saloon Car Championship LAP ANALYSIS - QUALIFYING RACE 8

<b>1</b>	<b>R POYNTER-BROWN</b>	Vauxhall Corsa
1 - 3:17.670	6 - 1:28.517	
2 - 1:43.322	7 - 1:27.023	
3 - 1:34.163	8 - <b>1:25.101</b>	
4 - 1:31.663		
5 - 1:28.853		
<b>10</b>	<b>Matt SKIDMORE</b>	Rover Mini
1 - 2:50.368	6 - 1:33.786	
2 - 1:56.333	7 - <b>1:32.809</b>	
3 - 1:35.573	8 - 1:35.556	
4 - 1:35.393		
5 - 1:33.366		
<b>17</b>	<b>Oliver LEWIS</b>	Peugeot 106 XSi
1 - 3:45.090	6 - 1:31.653	
2 - 1:41.848	7 - 1:32.478	
3 - 1:34.074		
4 - <b>1:30.858</b>		
5 - 1:30.972		
<b>19</b>	<b>Eddie BENTON</b>	Rover Mini Cooper
1 - 3:37.117	6 - 1:40.532	
2 - 1:54.980	7 - <b>1:40.412</b>	
3 - 1:43.223		
4 - 1:41.267		
5 - 1:41.666		
<b>24</b>	<b>Wayne OSBORNE</b>	Peugeot 205 GTi
1 - 3:41.149	6 - 1:34.489	
2 - 1:51.723	7 - 1:36.862	
3 - <b>1:33.715</b>		
4 - 1:40.446		
5 - 1:37.840		
<b>33</b>	<b>Tony HUTCHINGS</b>	MG ZR
1 - 4:00.803P	6 - 1:26.063	
2 - 1:43.513	7 - <b>1:24.613</b>	
3 - 1:31.988		
4 - 1:29.268		
5 - 1:42.967		
<b>36</b>	<b>Nigel MARSH</b>	Vauxhall Corsa
1 - 3:13.462	6 - 1:23.785	
2 - 1:37.016	7 - 1:24.708	
3 - 1:32.327	8 - <b>1:22.966</b>	
4 - 1:25.823		
5 - 1:24.847		

Car No 91 needs a working transponder please  
Weather : Cloudy / Wet

Castle Combe  
Circuit Length = 1.8500 miles.  
Start: 11:48 End: 11:59

# National Mobile Windscreens Castle Combe Saloon Car Championship

## LAP ANALYSIS - QUALIFYING RACE 8

(contd.)

<b>38</b>	<b>Alex FERGUSON</b>	Peugeot 205 GTi
1 - 3:30.041 2 - <b>1:34.716</b> 3 - 1:45.462P		
<b>47</b>	<b>Simon SPEARING</b>	Peugeot 205 GTi
1 - 3:27.449    6 - 1:23.732 2 - 1:31.993    7 - 1:22.930 3 - 1:24.224    8 - <b>1:22.445</b> 4 - 1:24.718 5 - 1:23.308		
<b>50</b>	<b>Clifford TANG</b>	Honda Civic
1 - 3:11.239    6 - <b>1:28.102</b> 2 - 1:39.932    7 - 1:28.689 3 - 1:30.526    8 - 1:28.562 4 - 1:31.755 5 - 1:32.734		
<b>55</b>	<b>Bill BROCKBANK</b>	Seat Ibiza Cupra
1 - 3:21.334    6 - 1:21.569 2 - 1:30.031    7 - 1:21.765 3 - 1:22.028    8 - 1:21.909 4 - <b>1:21.489</b> 5 - 1:22.142		
<b>60</b>	<b>Paul GARDNER</b>	Citroen Saxo VTS
1 - 2:37.918    6 - <b>1:27.280</b> 2 - 1:42.504    7 - 1:27.314 3 - 1:31.714    8 - 1:27.354 4 - 1:28.972 5 - 1:28.106		
<b>62</b>	<b>Julian ELLISON</b>	Volvo S40 T4
1 - 2:44.499    6 - 1:23.654 2 - 1:53.432    7 - 1:21.239 3 - 1:25.894    8 - <b>1:20.900</b> 4 - 1:22.121    9 - 1:21.201 5 - 1:22.341		
<b>63</b>	<b>Brian COX</b>	Peugeot 206 GTi
1 - 3:42.410    6 - 1:19.638 2 - 1:31.422    7 - 1:20.353 3 - 1:22.641    8 - <b>1:18.668</b> 4 - 1:21.407 5 - 1:20.336		

Car No 91 needs a working transponder please  
 Weather : Cloudy / Wet

Castle Combe  
 Circuit Length = 1.8500 miles.  
 Start: 11:48    End: 11:59

# National Mobile Windscreens Castle Combe Saloon Car Championship

## LAP ANALYSIS - QUALIFYING RACE 8

(contd.)

<b>64</b>	<b>Tony DOLLEY</b>	Peugeot 206 GTi
1 - 3:47.395	6 - 1:20.054	
2 - 1:35.561	7 - 1:19.088	
3 - 1:25.612	8 - <b>1:18.848</b>	
4 - 1:22.385		
5 - 1:20.646		
<b>65</b>	<b>Ilsa COX</b>	Peugeot 206 GTi
1 - 3:43.245	6 - 1:19.673	
2 - 1:31.405	7 - 1:23.548	
3 - 1:24.524	8 - <b>1:18.471</b>	
4 - 1:22.085		
5 - 1:21.381		
<b>66</b>	<b>Paul ASHTON</b>	Subaru Impreza Turbo
1 - 3:26.003	6 - 1:21.110	
2 - 1:27.787	7 - 1:21.399	
3 - 1:23.392	8 - 1:30.574	
4 - 1:21.410		
5 - <b>1:20.809</b>		
<b>68</b>	<b>Nick MIZEN</b>	Rover 220 Turbo Coupe
1 - 2:36.803	6 - <b>1:19.397</b>	
2 - 1:29.583	7 - 1:19.776	
3 - 1:22.230	8 - 1:20.465	
4 - 1:20.568	9 - 1:19.818	
5 - 1:20.618		
<b>70</b>	<b>Roy MILLER</b>	Volkswagen Vento VR6
1 - 3:31.591	6 - 1:29.023	
2 - 1:41.984	7 - <b>1:28.375</b>	
3 - 1:32.542	8 - 1:29.427	
4 - 1:29.838		
5 - 1:28.841		
<b>71</b>	<b>Mark HARRISON</b>	Mitsubishi Evo 8
1 - 2:47.242	6 - <b>1:20.916</b>	
2 - 1:51.196		
3 - 1:21.403		
4 - 5:05.728P		
5 - 1:42.455		
<b>82</b>	<b>Ben URQUHART</b>	Peugeot 205 GTi
1 - 2:32.183	6 - 1:20.787	
2 - 1:26.702	7 - 1:20.366	
3 - 1:24.697	8 - 1:20.504	
4 - 1:20.967	9 - <b>1:20.326</b>	
5 - 1:21.531		

Car No 91 needs a working transponder please  
Weather : Cloudy / Wet

Castle Combe  
Circuit Length = 1.8500 miles.  
Start: 11:48 End: 11:59

# National Mobile Windscreens Castle Combe Saloon Car Championship

## LAP ANALYSIS - QUALIFYING RACE 8

(contd.)

<b>84</b>	<b>Carleton WILLIAMS</b>	Peugeot 205 GTi
1 - 3:53.370	6 - <b>1:25.350</b>	
2 - 1:38.667	7 - 1:25.483	
3 - 1:28.662	8 - 1:27.670	
4 - 1:26.813		
5 - 1:27.387		
<b>86</b>	<b>Angus DAWE</b>	BMW M3
1 - 3:22.371	6 - 1:22.519	
2 - 1:29.741	7 - 1:44.892P	
3 - 1:24.669		
4 - 1:22.762		
5 - <b>1:21.726</b>		
<b>87</b>	<b>Steve TURVEY</b>	Subaru Impreza Turbo
1 - 3:33.912	6 - 1:20.212	
2 - 1:31.744	7 - <b>1:19.520</b>	
3 - 1:23.680	8 - 1:20.076	
4 - 1:27.121		
5 - 1:25.298		
<b>88</b>	<b>David URQUHART</b>	Peugeot 205 GTi
1 - 2:31.545	6 - 1:19.620	
2 - 1:30.377	7 - 1:19.275	
3 - 1:22.452	8 - 1:19.772	
4 - 1:20.552	9 - 1:19.300	
5 - <b>1:19.195</b>		
<b>89</b>	<b>Keith MURRAY</b>	Audi A4 Quattro
1 - 2:43.183	6 - 1:18.580	
2 - 1:53.062	7 - 1:18.302	
3 - 1:18.205	8 - 1:18.582	
4 - <b>1:17.709</b>	9 - 1:18.677	
5 - 1:18.373		
<b>90</b>	<b>Nick CLARK</b>	Vauxhall Vectra GSi
1 - 3:38.973	6 - <b>1:26.197</b>	
2 - 1:50.618	7 - 1:27.658	
3 - 1:31.609	8 - 1:27.641	
4 - 1:26.890		
5 - 1:28.027		
<b>91</b>	<b>Gary PREBBLE</b>	Rover 220 Coupe Turbo
1 - 2:30.299	6 - 1:18.230	
2 - 1:29.332	7 - 1:17.910	
3 - 1:21.590	8 - 1:23.110	
4 - 1:18.142	9 - <b>1:17.508</b>	
5 - 1:18.194		

Car No 91 needs a working transponder please  
Weather : Cloudy / Wet

Castle Combe  
Circuit Length = 1.8500 miles.  
Start: 11:48 End: 11:59

# National Mobile Windscreens Castle Combe Saloon Car Championship

## LAP ANALYSIS - QUALIFYING RACE 8


(contd.)

<b>99</b>	<b>Ian CRAIG</b>		BMW M3
1 - 3:17.956	6 - 1:21.776		
2 - 1:30.814	7 - <b>1:19.297</b>		
3 - 1:21.329	8 - 1:20.004		
4 - 1:19.715	9 - 1:20.304		
5 - 1:19.632			

Car No 91 needs a working transponder please  
Weather : Cloudy / Wet

# National Mobile Windscreens Castle Combe Saloon Car Championship

## GRID FOR RACE 8

ROW 15	19	BENTON	
ROW 14	24	OSBORNE	38 FERGUSON
ROW 13	17	LEWIS	10 SKIDMORE
ROW 12	50	TANG	70 MILLER
ROW 11	90	CLARK	60 GARDNER
ROW 10	1	POYNTER-BROWN	84 WILLIAMS
ROW 9	36	MARSH	33 HUTCHINGS
ROW 8	86	DAWE	47 SPEARING
ROW 7	71	HARRISON	55 BROCKBANK
ROW 6	66	ASHTON	62 ELLISON
ROW 5	87	TURVEY	82 URQUHART
ROW 4	99	CRAIG	68 MIZEN
ROW 3	64	DOLLEY	88 URQUHART
ROW 2	65	COX	63 COX
ROW 1	91	PREBBLE	89 MURRAY
<b>POLE</b>			
			

Car No 91 needs a working transponder please

Weather : Cloudy / Wet

These results are provisional until the conclusion of any judicial and technical matters.

Castle Combe

Circuit Length = 1.8500 miles.

Start: 11:48 End: 11:59

Clerk of Course:	Stewards:	Timekeeper:

## National Mobile Windscreens Castle Combe Saloon Car Championship

### PROVISIONAL RESULT - RACE 8

POS	NO	CL	DRIVER	NAT	CAR	TIME	LAPS	GAP	MPH	BEST
1	91	B	Gary PREBBLE		Rover 220 Coupe Turbo	15:43.777	10		70.56	1:32.100
2	87	A	Steve TURVEY		Subaru Impreza Turbo	15:47.385	10	3.608	70.29	1:31.889
3	88	B	David URQUHART		Peugeot 205 GTi	16:01.013	10	17.236	69.30	1:33.368
4	68	B	Nick MIZEN		Rover 220 Turbo Coupe	16:20.281	10	36.504	67.94	1:34.955
5	90	B	Nick CLARK		Vauxhall Vectra GSi	16:23.388	10	39.611	67.72	1:36.447
6	55	B	Bill BROCKBANK		Seat Ibiza Cupra	16:41.502	10	57.725	66.50	1:36.370
7	99	B	Ian CRAIG		BMW M3	16:47.972	10	1:04.195	66.07	1:37.896
8	65	B	Ilsa COX		Peugeot 206 GTi	16:51.838	10	1:08.061	65.82	1:38.786
9	64	B	Tony DOLLEY		Peugeot 206 GTi	17:03.239	10	1:19.462	65.08	1:40.113
10	86	B	Angus DAWE		BMW M3	17:04.571	10	1:20.794	65.00	1:39.358
11	62	B	Julian ELLISON		Volvo S40 T4	17:18.949	10	1:35.172	64.10	1:40.433
12	82	B	Ben URQUHART		Peugeot 205 GTi	15:52.750	9	1 LAP	62.91	1:40.550
13	71	A	Mark HARRISON		Mitsubishi Evo 8	16:00.619	9	1 LAP	62.39	1:39.982
14	17	D	Oliver LEWIS		Peugeot 106 XSi	16:01.582	9	1 LAP	62.33	1:42.113
15	33	C	Tony HUTCHINGS		MG ZR	16:07.826	9	1 LAP	61.93	1:42.021
16	36	C	Nigel MARSH		Vauxhall Corsa	16:17.679	9	1 LAP	61.30	1:42.586
17	24	C	Wayne OSBORNE		Peugeot 205 GTi	16:30.851	9	1 LAP	60.49	1:46.698
18	70	B	Roy MILLER		Volkswagen Vento VR6	16:31.530	9	1 LAP	60.45	1:45.058
19	50	C	Clifford TANG		Honda Civic	16:41.562	9	1 LAP	59.84	1:36.765
20	60	C	Paul GARDNER		Citroen Saxo VTS	16:50.507	9	1 LAP	59.31	1:49.259
21	10	D	Matt SKIDMORE		Rover Mini	17:17.860	9	1 LAP	57.75	1:50.840
NOT CLASSIFIED										
1	D	R POYNTER-BROWN		Vauxhall Corsa	9:05.192	5	D.N.F.	61.07	1:43.564	
89	A	Keith MURRAY		Audi A4 Quattro	6:13.058	4	D.N.F.	71.41	1:31.610	
84	B	Carleton WILLIAMS		Peugeot 205 GTi	7:13.120	4	D.N.F.	61.50	1:42.589	
47	C	Simon SPEARING		Peugeot 205 GTi	5:32.530	3	D.N.F.	60.08	1:41.313	
19	D	Eddie BENTON		Rover Mini Cooper	6:23.921	3	D.N.F.	52.04	1:56.497	
66	A	Paul ASHTON		Subaru Impreza Turbo		0	D.N.F.	N/A		
FASTEST LAP										
89	A	Keith MURRAY		Audi A4 Quattro	1:31.610	4	72.69mph	116.99kph		
91	B	Gary PREBBLE		Rover 220 Coupe Turbo	1:32.100	4	72.31mph	116.37kph		
50	C	Clifford TANG		Honda Civic	1:36.765	4	68.82mph	110.76kph		
17	D	Oliver LEWIS		Peugeot 106 XSi	1:42.113	4	65.22mph	104.96kph		

Car No's 66 & 91 still need working transponders.

Weather : Cloudy / Wet

These results are provisional until the conclusion of any judicial and technical matters.

Castle Combe

Circuit Length = 1.8500 miles.

Start: 17:06 End: 17:22

Clerk of Course:	Stewards:	Timekeeper:
------------------	-----------	-------------

## National Mobile Windscreens Castle Combe Saloon Car Championship

### LAP CHART FOR RACE 8

Lap 1			Lap 2			Lap 3			Lap 4			Lap 5		
No	Behind	Laptime	No	Behind	Laptime	No	Behind	Laptime	No	Behind	Laptime	No	Behind	Laptime
89		1:36.890	89		1:32.554	89		1:32.004	89		1:31.610	91		1:33.741
87	0.629	1:37.519	87	0.653	1:32.578	91	2.691	1:32.162	91	3.181	1:32.100	87	4.647	1:34.622
91	2.641	1:39.531	91	2.533	1:32.446	87	3.346	1:34.697	87	6.947	1:35.211	88	14.988	1:35.306
68	7.730	1:44.620	68	10.131	1:34.955	68	13.295	1:35.168	19	1 LAP	2:16.408	68	18.587	1:37.479
64	8.094	1:44.984	88	12.204	1:35.713	88	13.568	1:33.368	88	16.604	1:34.646	90	27.863	1:37.913
47	8.577	1:45.467	64	15.653	1:40.113	90	21.353	1:37.375	68	18.030	1:36.345	99	34.609	1:37.896
88	9.045	1:45.935	90	15.982	1:37.569	64	24.279	1:40.630	90	26.872	1:37.129	64	39.607	1:43.155
99	10.327	1:47.217	99	17.051	1:39.278	99	24.727	1:39.680	64	33.374	1:40.705	55	40.548	1:37.594
90	10.967	1:47.857	47	17.336	1:41.313	65	31.484	1:40.436	99	33.635	1:40.518	50	41.247	1:41.073
65	13.770	1:50.660	65	23.052	1:41.836	50	31.941	1:38.791	50	37.096	1:36.765	65	41.950	1:39.574
33	14.312	1:51.202	33	23.937	1:42.179	86	34.564	1:41.865	65	39.298	1:39.424	86	44.812	1:39.358
86	15.482	1:52.372	86	24.703	1:41.775	55	35.116	1:39.177	55	39.876	1:36.370	62	1:00.605	1:48.328
82	16.451	1:53.341	50	25.154	1:40.878	82	37.173	1:42.656	86	42.376	1:39.422	1	1:15.212	1:52.574
50	16.830	1:53.720	82	26.521	1:42.624	62	38.876	1:43.708	82	46.113	1:40.550	33	1:16.046	2:00.279
62	17.587	1:54.477	62	27.172	1:42.139	33	40.830	1:48.897	62	49.199	1:41.933	82	1:16.933	2:07.742
36	20.502	1:57.392	55	27.943	1:38.415	1	47.606	1:45.044	33	52.689	1:43.469	17	1:17.067	1:53.094
1	21.952	1:58.842	36	32.997	1:45.049	84	48.440	1:42.589	1	59.560	1:43.564	71	1:24.576	1:51.724
55	22.082	1:58.972	1	34.566	1:45.168	47	51.082	2:05.750P	84	1:00.062	1:43.232	70	1:27.266	1:58.195
17	23.859	2:00.749	17	36.835	1:45.530	17	50.392	1:45.561	17	1:00.895	1:42.113	36	1:29.249	1:52.081
84	24.614	2:01.504	84	37.855	1:45.795	70	52.545	1:45.269	70	1:05.993	1:45.058	24	1:30.020	1:51.241
70	25.550	2:02.440	70	39.280	1:46.284	71	59.247	1:44.405	71	1:09.774	1:42.137			
24	27.408	2:04.298	24	42.661	1:47.807	24	59.763	1:49.106	36	1:14.090	1:45.108			
10	28.147	2:05.037	10	46.553	1:50.960	36	1:00.592	1:59.599	24	1:15.701	1:47.548			
60	30.165	2:07.055	71	46.846	1:42.983	60	1:09.010	1:52.821	60	1:28.463	1:51.063			
19	34.126	2:11.016	60	48.193	1:50.582	10	1:13.263	1:58.714	10	1:33.434	1:51.781			
71	36.417	2:13.307	19	58.069	1:56.497									

Car No's 66 & 91 still need working transponders.  
Weather : Cloudy / Wet

Castle Combe  
Circuit Length = 1.8500 miles.  
Start: 17:06 End: 17:22

# National Mobile Windscreens Castle Combe Saloon Car Championship

## LAP CHART FOR RACE 8

(contd.)

Lap 6			Lap 7			Lap 8			Lap 9			Lap 10		
No	Behind	Laptime	No	Behind	Laptime	No	Behind	Laptime	No	Behind	Laptime	No	Behind	Laptime
91		1:33.952	91		1:34.098	91		1:34.262	91		1:33.786	91		1:37.699
87	6.015	1:35.320	36	1 LAP	1:45.730	17	1 LAP	1:42.408	82	1 LAP	1:41.175	87	3.608	1:31.889
60	1 LAP	1:49.946	70	1 LAP	1:49.250	33	1 LAP	1:42.021	87	9.418	1:33.232	82	1 LAP	1:41.825
10	1 LAP	1:50.840	87	9.659	1:37.742	71	1 LAP	1:39.982	17	1 LAP	1:42.950	71	1 LAP	1:42.670
88	14.957	1:33.921	24	1 LAP	1:49.265	87	9.972	1:34.575	71	1 LAP	1:41.812	88	17.236	1:37.213
68	20.559	1:35.924	88	17.072	1:36.213	88	17.687	1:34.877	33	1 LAP	1:45.432	17	1 LAP	1:44.865
90	30.358	1:36.447	60	1 LAP	1:49.815	36	1 LAP	1:45.378	88	17.722	1:33.821	33	1 LAP	1:47.225
99	39.004	1:38.347	68	24.736	1:38.275	70	1 LAP	1:45.512	36	1 LAP	1:42.586	36	1 LAP	1:44.756
55	43.178	1:36.582	10	1 LAP	1:53.992	24	1 LAP	1:48.188	70	1 LAP	1:46.418	68	36.504	1:41.419
50	45.815	1:38.520	90	33.539	1:37.279	68	27.774	1:37.300	68	32.784	1:38.796	90	39.611	1:38.061
65	48.696	1:40.698	99	44.635	1:39.729	90	36.185	1:36.908	24	1 LAP	1:46.700	24	1 LAP	1:46.698
64	49.074	1:43.419	55	45.844	1:36.764	60	1 LAP	1:50.634	90	39.249	1:36.850	70	1 LAP	1:53.104
86	51.658	1:40.798	50	52.360	1:40.643	55	49.305	1:37.723	55	53.512	1:37.993	55	57.725	1:41.912
62	1:10.241	1:43.588	65	53.384	1:38.786	99	52.284	1:41.911	60	1 LAP	1:49.332	50	1 LAP	2:48.037
82	1:24.358	1:41.377	64	56.376	1:41.400	10	1 LAP	1:55.677	99	59.779	1:41.281	99	1:04.195	1:42.115
17	1:27.427	1:44.312	86	57.265	1:39.705	65	58.622	1:39.500	65	1:04.408	1:39.572	60	1 LAP	1:49.259
33	1:29.216	1:47.122	62	1:17.917	1:41.774	64	1:02.768	1:40.654	64	1:12.699	1:43.717	65	1:08.061	1:41.352
71	1:32.223	1:41.599	82	1:31.720	1:41.460	86	1:03.631	1:40.628	10	1 LAP	1:55.634	64	1:19.462	1:44.462
						50	1:21.233	2:03.135P	86	1:18.180	1:48.335	86	1:20.794	1:40.313
						62	1:24.088	1:40.433	62	1:31.396	1:41.094	10	1 LAP	1:55.225
												62	1:35.172	1:41.475

Car No's 66 & 91 still need working transponders.  
Weather : Cloudy / Wet

Castle Combe  
Circuit Length = 1.8500 miles.  
Start: 17:06 End: 17:22

## Castle Combe Special GT Championship QUALIFYING FOR RACE 6

POS	NO	CL	DRIVER	NAT	CAR	TIME	LAPS	GAP	MPH
1	5	B	Thomas RICHARDSON		Nemesis RME02	1:07.358	11		98.87
2	6	A	Guy WOODWARD		Jade Trackstar	1:07.757	11	0.399	98.29
3	1	B	Louis DAVIDSON		Radical Prosport	1:08.152	11	0.794	97.72
4	26	C	Mark FUNNELL		Lotus Exige	1:12.545	10	5.187	91.80
5	42	C	Rob CARVELL		Shelsley TT	1:12.961	7	5.603	91.28
6	56	B	Tony MICHAEL		Westfield SE	1:13.416	10	6.058	90.71
7	58	B	Charles HARVEY-KELLY		Radical SR4	1:14.840	10	7.482	88.99
8	4	B	Rob CLARKE		Radical Clubsport	1:15.278	10	7.920	88.47
9	54	B	Robin HARVEY		Juno SS1	1:15.915	9	8.557	87.73
10	23	B	Simon TILLING		Radical Clubsport	1:16.517	9	9.159	87.03
11	41	B	Jeremy IRWIN		Rawlson GT	1:17.136	9	9.778	86.34
12	12	A	Laurence BILTON		Prosport LM5000 GT	1:17.390	4	10.032	86.05
13	44	B	Christopher BROWN		Radical SR3	1:17.902	9	10.544	85.49
14	39	B	Andrew NEWMAN		Radical Prosport	1:18.126	7	10.768	85.24
15	48	C	Nick WILLIAMSON		Ford Escort Cosworth	1:19.713	8	12.355	83.55
16	32	B	Norman LACKFORD		Radical Prosport	1:20.569	9	13.211	82.66
17	59	D	Keith SPRULES		Ferrari 355	1:22.059	9	14.701	81.16
18	40	B	David SMITH		Mallock MK34	1:22.435	8	15.077	80.79
19	61	D	Richard CANNINGS		Toyota MR2	1:32.549	8	25.191	71.96
20	10	B	James JOHNSON		ADR Sport 3	1:49.901	6	42.543	60.60

Weather : Cloudy / Wet

These results are provisional until the conclusion of any judicial and technical matters.

Castle Combe

Circuit Length = 1.8500 miles.

Start: 11:07 End: 11:19

Clerk of Course:

Stewards:

Timekeeper:

## Castle Combe Special GT Championship LAP ANALYSIS - QUALIFYING RACE 6

<b>1</b>	<b>Louis DAVIDSON</b>	Radical Prosport
1 - 2:39.180	6 - 1:11.694	11 - 1:16.909
2 - 1:32.346	7 - 1:09.699	
3 - 1:14.619	8 - 1:09.307	
4 - 1:12.621	9 - <b>1:08.152</b>	
5 - 1:12.932	10 - 1:10.501	
<b>4</b>	<b>Rob CLARKE</b>	Radical Clubsport
1 - 3:13.055	6 - 1:18.022	
2 - 1:37.580	7 - 1:16.780	
3 - 1:24.933	8 - <b>1:15.278</b>	
4 - 1:21.235	9 - 1:16.573	
5 - 1:18.323	10 - 1:18.017	
<b>5</b>	<b>Thomas RICHARDSON</b>	Nemesis RME02
1 - 3:26.164	6 - 1:08.596	11 - <b>1:07.358</b>
2 - 1:22.884	7 - 1:08.377	
3 - 1:13.130	8 - 1:16.548	
4 - 1:09.407	9 - 1:09.334	
5 - 1:10.127	10 - 1:08.038	
<b>6</b>	<b>Guy WOODWARD</b>	Jade Trackstar
1 - 2:58.249	6 - 1:09.805	11 - 1:14.073
2 - 1:23.968	7 - 1:09.368	
3 - 1:10.202	8 - 1:13.727	
4 - 1:10.748	9 - 1:15.424	
5 - 1:09.747	10 - <b>1:07.757</b>	
<b>10</b>	<b>James JOHNSON</b>	ADR Sport 3
1 - 5:18.194P	6 - 1:52.859	
2 - 2:21.194		
3 - 1:56.602		
4 - <b>1:49.901</b>		
5 - 1:55.468		
<b>12</b>	<b>Laurence BILTON</b>	Prosport LM5000 GT
1 - 8:36.936P		
2 - 1:48.479		
3 - <b>1:17.390</b>		
4 - 1:31.303		
<b>23</b>	<b>Simon TILLING</b>	Radical Clubsport
1 - 3:29.522	6 - 1:17.482	
2 - 1:39.179	7 - 1:19.012	
3 - 1:28.922	8 - 1:17.078	
4 - 1:22.557	9 - <b>1:16.517</b>	
5 - 1:19.514		

## Castle Combe Special GT Championship LAP ANALYSIS - QUALIFYING RACE 6

(contd.)

<b>26</b>	<b>Mark FUNNELL</b>	Lotus Exige
1 - 3:16.941	6 - <b>1:12.545</b>	
2 - 1:28.274	7 - 1:13.600	
3 - 1:16.544	8 - 1:12.815	
4 - 1:14.284	9 - 1:13.392	
5 - 1:13.123	10 - 1:13.752	
<b>32</b>	<b>Norman LACKFORD</b>	Radical Prosport
1 - 3:10.508	6 - 1:22.760	
2 - 1:48.866	7 - <b>1:20.569</b>	
3 - 1:43.975	8 - 1:20.707	
4 - 1:26.153	9 - 1:21.645	
5 - 1:22.218		
<b>39</b>	<b>Andrew NEWMAN</b>	Radical Prosport
1 - 2:59.314	6 - 1:18.653	
2 - 1:29.563	7 - 1:18.172	
3 - 1:19.905		
4 - <b>1:18.126</b>		
5 - 1:18.664		
<b>40</b>	<b>David SMITH</b>	Mallock MK34
1 - 3:40.841	6 - 1:23.658	
2 - 2:09.400P	7 - <b>1:22.435</b>	
3 - 2:19.984	8 - 1:22.626	
4 - 1:26.648		
5 - 1:27.799		
<b>41</b>	<b>Jeremy IRWIN</b>	Rawlson GT
1 - 3:54.194	6 - 1:26.809	
2 - 1:40.944	7 - 1:24.448	
3 - 1:30.180	8 - 1:21.266	
4 - 1:29.950	9 - <b>1:17.136</b>	
5 - 1:26.977		
<b>42</b>	<b>Rob CARVELL</b>	Shelsley TT
1 - 3:46.555	6 - <b>1:12.961</b>	
2 - 1:33.511	7 - 1:50.579P	
3 - 1:33.370		
4 - 1:22.942		
5 - 1:15.478		
<b>44</b>	<b>Christopher BROWN</b>	Radical SR3
1 - 3:44.305	6 - <b>1:17.902</b>	
2 - 1:30.704	7 - 1:30.146	
3 - 1:22.787	8 - 1:19.535	
4 - 1:19.542	9 - 1:18.229	
5 - 1:18.746		


## Castle Combe Special GT Championship LAP ANALYSIS - QUALIFYING RACE 6

(contd.)

<b>48</b>	<b>Nick WILLIAMSON</b>	Ford Escort Cosworth
1 -	4:26.730P	6 - <b>1:19.713</b>
2 -	1:47.186	7 - 1:22.744
3 -	1:24.405	8 - 1:47.513
4 -	1:30.287	
5 -	1:36.962	
<b>54</b>	<b>Robin HARVEY</b>	Juno SS1
1 -	3:21.625	6 - 1:17.730
2 -	1:38.870	7 - <b>1:15.915</b>
3 -	1:27.885	8 - 1:21.895
4 -	1:24.490	9 - 1:15.954
5 -	1:22.765	
<b>56</b>	<b>Tony MICHAEL</b>	Westfield SE
1 -	3:41.849	6 - 1:14.835
2 -	1:29.261	7 - <b>1:13.416</b>
3 -	1:19.976	8 - 1:15.272
4 -	1:16.053	9 - 1:14.670
5 -	1:16.855	10 - 1:15.739
<b>58</b>	<b>Charles HARVEY-KELLY</b>	Radical SR4
1 -	3:11.450	6 - 1:15.478
2 -	1:37.411	7 - 1:18.696
3 -	1:22.584	8 - 1:16.498
4 -	1:19.986	9 - <b>1:14.840</b>
5 -	1:16.532	10 - 1:19.116
<b>59</b>	<b>Keith SPRULES</b>	Ferrari 355
1 -	3:03.001	6 - 1:29.061
2 -	1:35.762	7 - 1:28.245
3 -	1:38.039	8 - <b>1:22.059</b>
4 -	1:29.528	9 - 1:30.018
5 -	1:32.083	
<b>61</b>	<b>Richard CANNINGS</b>	Toyota MR2
1 -	3:28.058	6 - 1:34.871
2 -	1:44.168	7 - <b>1:32.549</b>
3 -	1:35.692	8 - 1:34.955
4 -	2:04.095	
5 -	1:35.175	

# Castle Combe Special GT Championship

## GRID FOR RACE 6

ROW 10	61   CANNINGS	10   JOHNSON
ROW 9	59   SPRULES	40   SMITH
ROW 8	48   WILLIAMSON	32   LACKFORD
ROW 7	44   BROWN	39   NEWMAN
ROW 6	41   IRWIN	12   BILTON
ROW 5	54   HARVEY	23   TILLING
ROW 4	58   HARVEY-KELLY	4   CLARKE
ROW 3	42   CARVELL	56   MICHAEL
ROW 2	1   DAVIDSON	26   FUNNELL
ROW 1	5   RICHARDSON	6   WOODWARD
	<b>POLE</b>	
		

Weather : Cloudy / Wet

These results are provisional until the conclusion of any judicial and technical matters.

Castle Combe  
 Circuit Length = 1.8500 miles.  
 Start: 11:07 End: 11:19

Clerk of Course:	Stewards:	Timekeeper:
------------------	-----------	-------------

## Castle Combe Special GT Championship PROVISIONAL RESULT - RACE 6

POS	NO	CL	DRIVER	NAT	CAR	TIME	LAPS	GAP	MPH	BEST
1	1	B	Louis DAVIDSON		Radical Prosport	15:46.024	10		70.40	1:23.173
2	6	A	Guy WOODWARD		Jade Trackstar	15:47.641	10	1.617	70.28	1:23.671
3	26	C	Mark FUNNELL		Lotus Exige	16:10.745	10	24.721	68.60	1:26.668
4	56	B	Tony MICHAEL		Westfield SE	16:36.590	10	50.566	66.82	1:31.663
5	48	C	Nick WILLIAMSON		Ford Escort Cosworth	16:37.125	10	51.101	66.79	1:30.514
6	54	B	Robin HARVEY		Juno SS1	16:43.901	10	57.877	66.34	1:32.913
7	44	B	Christopher BROWN		Radical SR3	16:44.443	10	58.419	66.30	1:33.185
8	59	D	Keith SPRULES		Ferrari 355	16:52.672	10	1:06.648	65.76	1:32.771
9	4	B	Rob CLARKE		Radical Clubsport	15:59.231	9	1 LAP	62.48	1:33.716
10	32	B	Norman LACKFORD		Radical Prosport	15:59.542	9	1 LAP	62.46	1:33.226
11	42	C	Rob CARVELL		Shelsley TT	16:11.930	9	1 LAP	61.67	1:26.151
12	23	B	Simon TILLING		Radical Clubsport	16:16.630	9	1 LAP	61.37	1:34.230
13	39	B	Andrew NEWMAN		Radical Prosport	16:31.241	9	1 LAP	60.47	1:42.536
14	88	C	Chaz RYLES		Fisher Fury	16:41.862	9	1 LAP	59.82	1:44.102
15	41	B	Jeremy IRWIN		Rawlson GT	16:49.979	9	1 LAP	59.34	1:46.496
16	58	B	Charles HARVEY-KELLY		Radical SR4	16:52.197	9	1 LAP	59.21	1:47.916
17	10	B	James JOHNSON		ADR Sport 3	16:57.591	9	1 LAP	58.90	1:48.056
18	61	D	Richard CANNINGS		Toyota MR2	16:52.132	8	2 LAPS	52.64	1:58.733

### NOT CLASSIFIED

12	A	Laurence BILTON		Prosport LM5000 GT	6:36.122	4	D.N.F.	67.25	1:30.893
5	B	Thomas RICHARDSON		Nemesis RME02	1:28.469	1	D.N.F.	75.28	1:28.469

### FASTEST LAP

1	B	Louis DAVIDSON		Radical Prosport	1:23.173	5	80.07mph	128.86kph
6	A	Guy WOODWARD		Jade Trackstar	1:23.671	6	79.59mph	128.09kph
42	C	Rob CARVELL		Shelsley TT	1:26.151	2	77.30mph	124.41kph
59	D	Keith SPRULES		Ferrari 355	1:32.771	6	71.79mph	115.53kph

Weather : Cloudy / Wet

These results are provisional until the conclusion of any judicial and technical matters.

Castle Combe

Circuit Length = 1.8500 miles.

Start: 15:54 End: 16:10

Clerk of Course:	Stewards:	Timekeeper:
------------------	-----------	-------------

## Castle Combe Special GT Championship LAP CHART FOR RACE 6

Lap 1			Lap 2			Lap 3			Lap 4			Lap 5		
No	Behind	Laptime	No	Behind	Laptime	No	Behind	Laptime	No	Behind	Laptime	No	Behind	Laptime
1		1:25.390	1		1:24.442	1		1:24.498	1		1:27.567	1		1:23.173
5	3.079	1:28.469	42	4.977	1:26.151	61	1 LAP	1:58.733	41	1 LAP	1:49.091	6	12.909	1:25.714
42	3.268	1:28.658	6	9.823	1:28.549	6	11.522	1:26.197	58	1 LAP	1:50.236	39	1 LAP	1:42.536
6	5.716	1:31.106	26	10.872	1:28.585	26	15.056	1:28.682	88	1 LAP	1:49.340	26	18.519	1:26.668
26	6.729	1:32.119	56	20.335	1:32.940	42	22.731	1:42.252P	10	1 LAP	1:50.679	42	1 LAP	2:55.108
56	11.837	1:37.227	48	29.062	1:34.203	56	27.500	1:31.663	6	10.368	1:26.413	41	1 LAP	1:48.714
48	19.301	1:44.691	54	36.312	1:38.674	48	38.076	1:33.512	26	15.024	1:27.535	58	1 LAP	1:48.672
54	22.080	1:47.470	44	37.567	1:37.934	54	47.061	1:35.247	56	34.283	1:34.350	88	1 LAP	1:44.209
44	24.075	1:49.465	59	38.856	1:37.225	44	47.915	1:34.846	61	1 LAP	2:03.952	10	1 LAP	1:52.183
59	26.073	1:51.463	12	42.090	1:32.674	12	48.485	1:30.893	48	42.063	1:31.554	56	44.028	1:32.918
4	32.190	1:57.580	4	45.676	1:37.928	59	51.584	1:37.226	54	52.407	1:32.913	48	50.711	1:31.821
12	33.858	1:59.248	32	56.104	1:42.001	4	56.133	1:34.955	44	53.533	1:33.185	54	1:03.165	1:33.931
41	36.425	2:01.815	23	1:00.385	1:41.245	32	1:08.032	1:36.426	12	54.225	1:33.307	44	1:03.702	1:33.342
58	36.766	2:02.156	39	1:01.828	1:48.382	23	1:14.234	1:38.347	59	57.036	1:33.019	59	1:08.644	1:34.781
39	37.888	2:03.278	58	1:05.229	1:52.905	39	1:21.243	1:43.913	4	1:02.282	1:33.716	4	1:14.177	1:35.068
32	38.545	2:03.935	41	1:05.770	1:53.787				32	1:14.725	1:34.260	61	1 LAP	2:03.929
88	43.113	2:08.503	88	1:10.960	1:52.289				23	1:20.897	1:34.230			
23	43.582	2:08.972	10	1:11.648	1:48.082									
10	48.008	2:13.398												
61	52.820	2:18.210												

# Castle Combe Special GT Championship

## LAP CHART FOR RACE 6

(contd.)

Lap 6			Lap 7			Lap 8			Lap 9			Lap 10		
No	Behind	Laptime	No	Behind	Laptime	No	Behind	Laptime	No	Behind	Laptime	No	Behind	Laptime
1		1:24.887	1		1:25.143	1		1:52.366	1		2:33.239	1		1:25.319
32	1 LAP	1:34.749	32	1 LAP	1:33.226	4	1 LAP	1:55.123	4	1 LAP	2:33.213	6	1.617	1:25.838
6	11.693	1:23.671	6	12.279	1:25.729	6	1.456	1:41.543	6	1.098	2:32.881	4	1 LAP	1:37.696
23	1 LAP	1:45.667	61	2 LAPS	2:06.354	32	1 LAP	1:45.266	32	1 LAP	2:32.807	32	1 LAP	1:36.872
26	20.600	1:26.968	23	1 LAP	1:50.030	61	2 LAPS	2:04.541	23	1 LAP	2:04.954	26	24.721	1:28.558
42	1 LAP	1:28.926	26	51.184	1:55.727	23	1 LAP	1:57.877	61	2 LAPS	2:05.778	42	1 LAP	1:29.399
39	1 LAP	1:46.395	42	1 LAP	1:46.155	26	49.419	1:50.601	26	21.482	2:05.302	23	1 LAP	1:35.308
88	1 LAP	1:44.102	39	1 LAP	1:52.790	42	1 LAP	1:50.192	42	1 LAP	2:05.089	39	1 LAP	1:46.926
41	1 LAP	1:48.907	88	1 LAP	1:53.386	39	1 LAP	1:46.778	39	1 LAP	2:00.243	56	50.566	1:39.645
58	1 LAP	1:49.676	41	1 LAP	1:58.796	88	1 LAP	1:46.745	88	1 LAP	1:53.118	48	51.101	1:32.773
56	54.729	1:35.588	56	1:26.886	1:57.300	41	1 LAP	1:48.250	41	1 LAP	1:46.496	88	1 LAP	1:50.170
48	56.338	1:30.514	58	1 LAP	2:01.865	56	1:23.365	1:48.845	56	36.240	1:46.114	54	57.877	1:35.845
10	1 LAP	1:50.114	48	1:30.949	1:59.754	58	1 LAP	1:50.477	58	1 LAP	1:47.916	44	58.419	1:34.234
44	1:12.750	1:33.935	10	1 LAP	1:53.963	48	1:29.021	1:50.438	48	43.647	1:47.865	41	1 LAP	1:54.123
54	1:14.293	1:36.015	54	1:34.656	1:45.506	10	1 LAP	1:51.174	10	1 LAP	1:48.056	61	2 LAPS	2:10.635
59	1:16.528	1:32.771	59	1:36.686	1:45.301	54	1:33.005	1:50.715	54	47.351	1:47.585	58	1 LAP	1:48.294
4	1:23.242	1:33.952	44	1:37.170	1:49.563	59	1:36.040	1:51.720	59	49.173	1:46.372	59	1:06.648	1:42.794
						44	1:36.456	1:51.652	44	49.504	1:46.287	10	1 LAP	1:49.942

Weather : Cloudy / Wet