



THE AUGUST CUP

Castle Combe

13th & 14th August 2011



Results Provided by Timing Solutions Ltd
www.tsl-timing.com

Classic Clubmans

QUALIFYING - RACE 1 - CLASSIFICATION

POS	NO	CL	NAME	ENTRY	TIME	ON	LAPS	GAP	DIFF	MPH
1	1	A	Mark CHARTERIS	Mallock Mk 20b/21	1:17.017	9	10			86.47
2	30	A	John HARRISON	Mallock Mk21	1:17.412	7	10	0.395	0.395	86.03
3	4	A	Steven CHAPLIN	Phantom P79	1:19.076	9	9	2.059	1.664	84.22
4	12	A	Malcolm JACKSON	Mallock Mk21	1:21.276	3	4	4.259	2.200	81.94
5	3	A	Mike HICKSON	Mallock Mk20	1:21.721	10	10	4.704	0.445	81.49
6	7	A	Reg POWELL	Gryphon C73	1:23.457	9	9	6.440	1.736	79.80
7	50	B	Clive WOOD	Mallock Mk20b	1:23.521	9	9	6.504	0.064	79.74
8	67	B	Paul MARSHALL	Mallock Mk18b	1:24.609	9	9	7.592	1.088	78.71
9	68	B	Dave FACER	Mallock Mk18 BW	1:25.416	8	8	8.399	0.807	77.97
10	28	A	Ian MITCHELL	CTG Mk 8	1:26.688	8	9	9.671	1.272	76.82
11	45	B	Rob BEAZER	Mallock Mk18 CW	1:28.168	8	8	11.151	1.480	75.53
12	11	A	David CHILDS	Gryphon C73	1:28.724	3	7	11.707	0.556	75.06
13	47	B	Mike SALES	Phantom P79	1:31.136	7	7	14.119	2.412	73.07
14	60	B	Brian HUNTER	Mallock Mk 6	1:31.265	3	7	14.248	0.129	72.97
15	69	B	Alan DAVENPORT	Mallock Mk18	1:31.477	7	8	14.460	0.212	72.80
16	43	B	Royston BING	Mallock 20	1:33.066	6	6	16.049	1.589	71.56
17	177	C	Bob YARWOOD	Ladybird Clubmans MK6b	1:35.054	5	6	18.037	1.988	70.06
18	41	B	Martin GODDARD	Mallock Mk18 BW	1:35.528	6	8	18.511	0.474	69.71
19	94	D	Tim NORRIS-JONES	Mallock Mk 11/14	1:47.453	5	5	30.436	11.925	61.98

Weather / Track : Cloudy / Wet

These results are provisional until the conclusion of any judicial and technical matters.

Castle Combe

Circuit Length = 1.8500 miles

Start: 08:37 End: 08:53

Clerk of Course :

Timekeeper :

Classic Clubmans

QUALIFYING - RACE 1 - LAP ANALYSIS

1	Mark CHARTERIS		A Mallock Mk 20b/21				
1 -	1:27.177	+ 10.160	8:40:25.392	6 -	1:18.594	+ 1.577	8:47:12.240
2 -	1:29.290	+ 12.273	8:41:54.682	7 -	1:19.306	+ 2.289	8:48:31.546
3 -	1:21.314	+ 4.297	8:43:15.996	8 -	1:20.384	+ 3.367	8:49:51.930
4 -	1:17.461	+ 0.444	8:44:33.457	9 -	1:17.017		8:51:08.947
5 -	1:20.189	+ 3.172	8:45:53.646	10 -	1:17.543	+ 0.526	8:52:26.490
3	Mike HICKSON		A Mallock Mk20				
1 -	1:29.172	+ 7.451	8:40:54.247	6 -	1:24.585	+ 2.864	8:48:08.702
2 -	1:25.855	+ 4.134	8:42:20.102	7 -	1:24.591	+ 2.870	8:49:33.293
3 -	1:27.938	+ 6.217	8:43:48.040	8 -	1:23.436	+ 1.715	8:50:56.729
4 -	1:26.639	+ 4.918	8:45:14.679	9 -	1:24.378	+ 2.657	8:52:21.107
5 -	1:29.438	+ 7.717	8:46:44.117	10 -	1:21.721		8:53:42.828
4	Steven CHAPLIN		A Phantom P79				
1 -	1:40.431	+ 21.355	8:41:57.733	6 -	1:23.100	+ 4.024	8:49:27.224
2 -	1:34.018	+ 14.942	8:43:31.751	7 -	1:19.966	+ 0.890	8:50:47.190
3 -	1:35.353	+ 16.277	8:45:07.104	8 -	1:25.446	+ 6.370	8:52:12.636
4 -	1:32.549	+ 13.473	8:46:39.653	9 -	1:19.076		8:53:31.712
5 -	1:24.471	+ 5.395	8:48:04.124				
7	Reg POWELL		A Gryphon C73				
1 -	1:31.323	+ 7.866	8:41:10.544	6 -	1:26.825	+ 3.368	8:48:25.115
2 -	1:27.655	+ 4.198	8:42:38.199	7 -	1:28.473	+ 5.016	8:49:53.588
3 -	1:26.350	+ 2.893	8:44:04.549	8 -	1:25.564	+ 2.107	8:51:19.152
4 -	1:28.609	+ 5.152	8:45:33.158	9 -	1:23.457		8:52:42.609
5 -	1:25.132	+ 1.675	8:46:58.290				
11	David CHILDS		A Gryphon C73				
1 -	1:40.503	+ 11.779	8:41:55.744	5 -	1:31.918	+ 3.194	8:47:58.112
2 -	1:31.113	+ 2.389	8:43:26.857	6 -	1:37.387	+ 8.663	8:49:35.499
3 -	1:28.724		8:44:55.581	7 -	1:36.417	+ 7.693	8:51:11.916
4 -	1:30.613	+ 1.889	8:46:26.194				
12	Malcolm JACKSON		A Mallock Mk21				
1 -	1:24.590	+ 3.314	8:41:09.501	3 -	1:21.276		8:43:52.714
2 -	1:21.937	+ 0.661	8:42:31.438	4 -	1:22.261	+ 0.985	8:45:14.975
28	Ian MITCHELL		A CTG Mk 8				
1 -	1:32.469	+ 5.781	8:40:44.200	6 -	1:35.163	+ 8.475	8:48:22.515
2 -	1:34.242	+ 7.554	8:42:18.442	7 -	1:36.130	+ 9.442	8:49:58.645
3 -	1:31.357	+ 4.669	8:43:49.799	8 -	1:26.688		8:51:25.333
4 -	1:29.082	+ 2.394	8:45:18.881	9 -	1:34.197	+ 7.509	8:52:59.530
5 -	1:28.471	+ 1.783	8:46:47.352				
30	John HARRISON		A Mallock Mk21				
1 -	1:26.402	+ 8.990	8:40:35.382	6 -	1:18.973	+ 1.561	8:47:18.246
2 -	1:24.014	+ 6.602	8:41:59.396	7 -	1:17.412		8:48:35.658
3 -	1:22.579	+ 5.167	8:43:21.975	8 -	1:20.206	+ 2.794	8:49:55.864
4 -	1:19.740	+ 2.328	8:44:41.715	9 -	1:20.937	+ 3.525	8:51:16.801
5 -	1:17.558	+ 0.146	8:45:59.273	10 -	1:23.866	+ 6.454	8:52:40.667
41	Martin GODDARD		B Mallock Mk18 BW				
1 -	1:47.946	+ 12.418	8:41:32.971	5 -	1:38.823	+ 3.295	8:48:11.831
2 -	1:41.482	+ 5.954	8:43:14.453	6 -	1:35.528		8:49:47.359
3 -	1:40.587	+ 5.059	8:44:55.040	7 -	1:35.802	+ 0.274	8:51:23.161
4 -	1:37.968	+ 2.440	8:46:33.008	8 -	1:37.343	+ 1.815	8:53:00.504
43	Royston BING		B Mallock 20				
1 -	5:07.441	+ 3:34.375	8:45:05.159	4 -	1:38.560	+ 5.494	8:50:02.479
2 -	1:40.493	+ 7.427	8:46:45.652	5 -	1:33.238	+ 0.172	8:51:35.717

Weather / Track : Cloudy / Wet

Castle Combe
Circuit Length = 1.8500 miles
Start: 08:37 End: 08:53

Classic Clubmans

QUALIFYING - RACE 1 - LAP ANALYSIS


3 -	1:38.267	+ 5.201	8:48:23.919	6 -	1:33.066		8:53:08.783
45	Rob BEAZER		B Mallock Mk18 CW				
1 -	1:47.983	+ 19.815	8:41:52.190	5 -	1:32.176	+ 4.008	8:48:08.304
2 -	1:34.125	+ 5.957	8:43:26.315	6 -	1:30.206	+ 2.038	8:49:38.510
3 -	1:37.193	+ 9.025	8:45:03.508	7 -	1:31.294	+ 3.126	8:51:09.804
4 -	1:32.620	+ 4.452	8:46:36.128	8 -	1:28.168		8:52:37.972
47	Mike SALES		B Phantom P79				
1 -	1:47.542	+ 16.406	8:42:02.307	5 -	1:33.924	+ 2.788	8:48:27.352
2 -	1:37.648	+ 6.512	8:43:39.955	6 -	1:32.791	+ 1.655	8:50:00.143
3 -	1:37.672	+ 6.536	8:45:17.627	7 -	1:31.136		8:51:31.279
4 -	1:35.801	+ 4.665	8:46:53.428				
50	Clive WOOD		B Mallock Mk20b				
1 -	1:33.885	+ 10.364	8:41:52.060	6 -	1:25.190	+ 1.669	8:49:03.088
2 -	1:27.914	+ 4.393	8:43:19.974	7 -	1:25.204	+ 1.683	8:50:28.292
3 -	1:28.969	+ 5.448	8:44:48.943	8 -	1:24.530	+ 1.009	8:51:52.822
4 -	1:24.175	+ 0.654	8:46:13.118	9 -	1:23.521		8:53:16.343
5 -	1:24.780	+ 1.259	8:47:37.898				
60	Brian HUNTER		B Mallock Mk 6				
1 -	1:38.829	+ 7.564	8:41:19.620	5 -	1:32.172	+ 0.907	8:47:32.848
2 -	1:35.514	+ 4.249	8:42:55.134	6 -	1:32.070	+ 0.805	8:49:04.918
3 -	1:31.265		8:44:26.399	7 -	1:33.099	+ 1.834	8:50:38.017
4 -	1:34.277	+ 3.012	8:46:00.676				
67	Paul MARSHALL		B Mallock Mk18b				
1 -	1:33.791	+ 9.182	8:41:17.030	6 -	1:28.891	+ 4.282	8:48:52.639
2 -	1:30.313	+ 5.704	8:42:47.343	7 -	1:27.165	+ 2.556	8:50:19.804
3 -	1:26.890	+ 2.281	8:44:14.233	8 -	1:25.736	+ 1.127	8:51:45.540
4 -	1:25.642	+ 1.033	8:45:39.875	9 -	1:24.609		8:53:10.149
5 -	1:43.873	+ 19.264	8:47:23.748				
68	Dave FACER		B Mallock Mk18 BW				
1 -	1:39.020	+ 13.604	8:41:25.621	5 -	1:30.910	+ 5.494	8:47:27.618
2 -	1:32.757	+ 7.341	8:42:58.378	6 -	1:27.928	+ 2.512	8:48:55.546
3 -	1:29.081	+ 3.665	8:44:27.459	7 -	1:27.385	+ 1.969	8:50:22.931
4 -	1:29.249	+ 3.833	8:45:56.708	8 -	1:25.416		8:51:48.347
69	Alan DAVENPORT		B Mallock Mk18				
1 -	1:38.564	+ 7.087	8:41:15.778	5 -	1:35.293	+ 3.816	8:47:30.001
2 -	1:35.418	+ 3.941	8:42:51.196	6 -	1:34.258	+ 2.781	8:49:04.259
3 -	1:31.999	+ 0.522	8:44:23.195	7 -	1:31.477		8:50:35.736
4 -	1:31.513	+ 0.036	8:45:54.708	8 -	2:11.952	+ 40.475	8:52:47.688
94	Tim NORRIS-JONES		D Mallock Mk 11/14				
1 -	2:05.049	+ 17.596	8:42:01.412	4 -	1:52.107	+ 4.654	8:47:40.131
2 -	1:54.793	+ 7.340	8:43:56.205	5 -	1:47.453		8:49:27.584
3 -	1:51.819	+ 4.366	8:45:48.024				
177	Bob YARWOOD		C Ladybird Clubmans MK6b				
1 -	1:49.973	+ 14.919	8:41:53.544	4 -	1:39.204	+ 4.150	8:46:56.036
2 -	1:43.372	+ 8.318	8:43:36.916	5 -	1:35.054		8:48:31.090
3 -	1:39.916	+ 4.862	8:45:16.832	6 -	1:56.633	+ 21.579	8:50:27.723

Weather / Track : Cloudy / Wet

Castle Combe
Circuit Length = 1.8500 miles
Start: 08:37 End: 08:53

Classic Clubmans

RACE 1 - GRID

ROW 10	1:47.453 94 Tim NORRIS-JONES	
ROW 9	1:35.054 177 Bob YARWOOD	1:35.528 41 Martin GODDARD
ROW 8	1:31.477 69 Alan DAVENPORT	1:33.066 43 Royston BING
ROW 7	1:31.136 47 Mike SALES	1:31.265 60 Brian HUNTER
ROW 6	1:28.168 45 Rob BEAZER	1:28.724 11 David CHILDS
ROW 5	1:25.416 68 Dave FACER	1:26.688 28 Ian MITCHELL
ROW 4	1:23.521 50 Clive WOOD	1:24.609 67 Paul MARSHALL
ROW 3	1:21.721 3 Mike HICKSON	1:23.457 7 Reg POWELL
ROW 2	1:19.076 4 Steven CHAPLIN	1:21.276 12 Malcolm JACKSON
ROW 1	1:17.017 1 Mark CHARTERIS	1:17.412 30 John HARRISON
Pole		
		

Castle Combe
Circuit Length = 1.8500 miles

These results are provisional until the conclusion of any judicial and technical matters.

Clerk of Course :		Timekeeper :
-------------------	--	--------------

Classic Clubmans

RACE 1 - CLASSIFICATION

POS	NO	CL	NAME	ENTRY	LAPS	TIME	GAP	DIFF	MPH	BEST	ON
1	1	A	Mark CHARTERIS	Mallock Mk 20b/21	13	15:07.091			95.44	1:07.852	8
2	30	A	John HARRISON	Mallock Mk21	13	15:19.982	12.891	12.891	94.11	1:08.687	4
3	4	A	Steven CHAPLIN	Phantom P79	13	15:29.263	22.172	9.281	93.17	1:09.808	11
4	12	A	Malcolm JACKSON	Mallock Mk21	13	15:29.588	22.497	0.325	93.13	1:09.638	11
5	7	A	Reg POWELL	Gryphon C73	13	15:38.616	31.525	9.028	92.24	1:10.250	3
6	3	A	Mike HICKSON	Mallock Mk20	12	15:11.775	1 lap	1 lap	87.65	1:12.345	10
7	11	A	David CHILDS	Gryphon C73	12	15:30.104	1 lap	18.329	85.92	1:14.132	10
8	28	A	Ian MITCHELL	CTG Mk 8	12	15:36.690	1 lap	6.586	85.32	1:15.169	7
9	50	B	Clive WOOD	Mallock Mk20b	12	15:37.154	1 lap	0.464	85.27	1:15.351	7
10	68	B	Dave FACER	Mallock Mk18 BW	12	15:37.716	1 lap	0.562	85.22	1:15.748	12
11	67	B	Paul MARSHALL	Mallock Mk18b	12	15:39.539	1 lap	1.823	85.06	1:15.856	10
12	45	B	Rob BEAZER	Mallock Mk18 CW	12	16:08.501	1 lap	28.962	82.51	1:17.446	12
13	177	C	Bob YARWOOD	Ladybird Clubmans MK6b	12	16:11.430	1 lap	2.929	82.27	1:19.287	10
14	69	B	Alan DAVENPORT	Mallock Mk18	12	16:18.944	1 lap	7.514	81.63	1:18.268	9
15	41	B	Martin GODDARD	Mallock Mk18 BW	12	16:22.478	1 lap	3.534	81.34	1:18.572	8
16	47	B	Mike SALES	Phantom P79	11	15:21.464	2 laps	1 lap	79.50	1:20.575	9
17	43	B	Royston BING	Mallock 20	11	15:34.839	2 laps	13.375	78.36	1:20.726	10
18	60	B	Brian HUNTER	Mallock Mk 6	11	15:35.442	2 laps	0.603	78.31	1:20.550	11
19	94	D	Tim NORRIS-JONES	Mallock Mk 11/14	9	15:34.210	4 laps	2 laps	64.16	1:40.696	9

FASTEST LAP

1	A	Mark CHARTERIS	Mallock Mk 20b/21	8	1:07.852	98.15 mph	157.96 kph
50	B	Clive WOOD	Mallock Mk20b	7	1:15.351	88.38 mph	142.24 kph
177	C	Bob YARWOOD	Ladybird Clubmans MK6b	10	1:19.287	83.99 mph	135.18 kph
94	D	Tim NORRIS-JONES	Mallock Mk 11/14	9	1:40.696	66.13 mph	106.44 kph

Car N0 30 - 10 second penalty - False Start - Q12.4 & Q12.5

Car No 7 needs a working transponder - Q.12.2.1

Weather / Track : Bright / Dry

These results are provisional until the conclusion of any judicial and technical matters.

Castle Combe

Circuit Length = 1.8500 miles

Start: 14:45 End: 15:02

Clerk of Course :	Timekeeper :
-------------------	--------------

Classic Clubmans

RACE 1 - LAP CHART

Lap 1			Lap 2			Lap 3			Lap 4			Lap 5		
No	Behind	Laptime	No	Behind	Laptime	No	Behind	Laptime	No	Behind	Laptime	No	Behind	Laptime
30		1:16.713	1		1:09.691	1		1:08.930	1		1:08.570	1		1:09.381
1	0.260	1:16.973	30	0.272	1:10.223	30	1.105	1:09.763	30	1.222	1:08.687	43	1 LAP	1:25.026
4	1.565	1:18.278	4	2.188	1:10.574	4	3.793	1:10.535	4	6.141	1:10.918	30	1.076	1:09.235
7	1.811	1:18.524	7	2.805	1:10.945	7	4.125	1:10.250	7	6.511	1:10.956	4	7.605	1:10.845
12	2.237	1:18.950	12	3.163	1:10.877	12	4.378	1:10.145	12	6.775	1:10.967	12	7.934	1:10.540
11	9.520	1:26.233	28	19.058	1:18.647	28	28.054	1:17.926	94	1 LAP	1:44.684	7	8.563	1:11.433
28	10.362	1:27.075	11	19.187	1:19.618	50	28.634	1:17.997	28	36.892	1:17.408	28	45.679	1:18.168
50	11.168	1:27.881	50	19.567	1:18.350	67	30.276	1:18.166	11	38.141	1:16.190	11	46.160	1:17.400
45	11.809	1:28.522	67	21.040	1:18.754	11	30.521	1:20.264	50	38.383	1:18.319	3	46.493	1:14.244
67	12.237	1:28.950	68	22.564	1:19.266	68	31.095	1:17.461	67	39.097	1:17.391	50	47.059	1:18.057
68	13.249	1:29.962	177	25.016	1:20.293	177	35.636	1:19.550	68	39.665	1:17.140	67	48.396	1:18.680
177	14.674	1:31.387	60	30.357	1:23.352	3	36.772	1:14.467	3	41.630	1:13.428	68	48.674	1:18.390
47	16.679	1:33.392	47	30.597	1:23.869	45	43.053	1:21.117	177	47.289	1:20.223	177	59.996	1:22.088
60	16.956	1:33.669	45	30.866	1:29.008	60	44.370	1:22.943	45	54.031	1:19.548	45	1:04.104	1:19.454
41	17.240	1:33.953	41	31.214	1:23.925	47	45.433	1:23.766	60	58.190	1:22.390			
69	18.122	1:34.835	3	31.235	1:16.223	41	45.611	1:23.327	47	59.044	1:22.181			
43	21.265	1:37.978	69	31.909	1:23.738	69	45.937	1:22.958	41	59.148	1:22.107			
3	24.963	1:41.676	43	37.284	1:25.970	43	53.741	1:25.387	69	59.618	1:22.251			
94	34.540	1:51.253	94	1:07.831	1:43.242									

Car NO 30 - 10 second penalty - False Start - Q12.4 & Q12.5
 Car No 7 needs a working transponder - Q.12.2.1
 Weather / Track : Bright / Dry

Castle Combe
 Circuit Length = 1.8500 miles
 Start: 14:45 End: 15:02

Classic Clubmans
RACE 1 - LAP CHART

Lap 6			Lap 7			Lap 8			Lap 9			Lap 10		
No	Behind	Laptime	No	Behind	Laptime	No	Behind	Laptime	No	Behind	Laptime	No	Behind	Laptime
1		1:11.029	1		1:09.649	1		1:07.852	1		1:09.571	1		1:08.625
60	1 LAP	1:22.311	30	0.604	1:10.006	30	1.485	1:08.733	67	1 LAP	1:16.209	30	2.104	1:09.442
30	0.247	1:10.200	45	1 LAP	1:21.517	177	1 LAP	1:20.213	68	1 LAP	1:16.194	11	1 LAP	1:16.294
69	1 LAP	1:22.005	4	10.489	1:12.209	4	13.235	1:10.598	30	1.287	1:09.373	28	1 LAP	1:16.169
41	1 LAP	1:22.852	12	10.761	1:11.370	12	13.714	1:10.805	4	14.070	1:10.406	50	1 LAP	1:16.975
94	2 LAPS	1:47.839	69	1 LAP	1:20.443	7	15.556	1:10.738	12	14.482	1:10.339	67	1 LAP	1:16.418
4	7.929	1:11.353	7	12.670	1:13.213	45	1 LAP	1:19.050	7	17.785	1:11.800	68	1 LAP	1:16.318
12	9.040	1:12.135	41	1 LAP	1:22.170	69	1 LAP	1:19.426	177	1 LAP	1:20.438	4	16.051	1:10.606
7	9.106	1:11.572	47	1 LAP	1:22.726	41	1 LAP	1:19.306	45	1 LAP	1:18.825	12	16.506	1:10.649
47	1 LAP	1:30.532	60	1 LAP	1:36.063	47	1 LAP	1:21.315	69	1 LAP	1:18.980	7	19.668	1:10.508
43	1 LAP	1:25.880	43	1 LAP	1:24.535	43	1 LAP	1:23.016	41	1 LAP	1:18.572	94	3 LAPS	1:41.424
3	49.301	1:13.837	94	2 LAPS	1:43.107	60	1 LAP	1:28.898	47	1 LAP	1:20.865	177	1 LAP	1:19.380
11	52.445	1:17.314	3	53.542	1:13.890	3	58.151	1:12.461	43	1 LAP	1:22.266	45	1 LAP	1:18.323
28	53.802	1:19.152	11	57.485	1:14.689	11	1:05.729	1:16.096	60	1 LAP	1:22.222	69	1 LAP	1:18.268
50	54.607	1:18.577	28	59.322	1:15.169	50	1:08.990	1:16.533	3	1:00.997	1:12.417	41	1 LAP	1:19.371
67	55.048	1:17.681	50	1:00.309	1:15.351	28	1:08.993	1:17.523				47	1 LAP	1:20.575
68	55.541	1:17.896	67	1:01.964	1:16.565	94	2 LAPS	1:41.139				3	1:04.717	1:12.345
177	1:08.450	1:19.483	68	1:02.399	1:16.507									

Car NO 30 - 10 second penalty - False Start - Q12.4 & Q12.5
 Car No 7 needs a working transponder - Q.12.2.1
 Weather / Track : Bright / Dry

Castle Combe
 Circuit Length = 1.8500 miles
 Start: 14:45 End: 15:02

Classic Clubmans
RACE 1 - LAP CHART

Lap 11			Lap 12			Lap 13		
No	Behind	Laptime	No	Behind	Laptime	No	Behind	Laptime
1		1:09.626	1		1:08.412	1		1:08.782
30	1.459	1:08.981	3	1 LAP	1:14.101	30	2.891	1:09.229
43	2 LAPS	1:23.043	47	2 LAPS	1:21.321	3	1 LAP	1:12.686
60	2 LAPS	1:22.321	30	2.444	1:09.397	47	2 LAPS	1:20.922
11	1 LAP	1:14.132	11	1 LAP	1:14.632	4	22.172	1:10.986
28	1 LAP	1:15.181	43	2 LAPS	1:20.726	12	22.497	1:10.814
50	1 LAP	1:15.987	60	2 LAPS	1:20.723	11	1 LAP	1:17.242
67	1 LAP	1:15.856	4	19.968	1:12.147	94	4 LAPS	1:40.696
68	1 LAP	1:15.787	12	20.465	1:12.359	43	2 LAPS	1:21.012
4	16.233	1:09.808	28	1 LAP	1:17.238	60	2 LAPS	1:20.550
12	16.518	1:09.638	50	1 LAP	1:16.493	28	1 LAP	1:17.034
7	21.515	1:11.473	67	1 LAP	1:17.116	50	1 LAP	1:16.634
177	1 LAP	1:19.287	68	1 LAP	1:17.047	68	1 LAP	1:15.748
45	1 LAP	1:17.490	7	25.673	1:12.570	7	31.525	1:14.634
69	1 LAP	1:19.173	45	1 LAP	1:18.201	67	1 LAP	1:17.753
41	1 LAP	1:19.312	177	1 LAP	1:19.487	45	1 LAP	1:17.446
94	3 LAPS	1:40.826	69	1 LAP	1:18.413	177	1 LAP	1:19.601
			41	1 LAP	1:18.725	69	1 LAP	1:18.454
						41	1 LAP	1:18.858

Car NO 30 - 10 second penalty - False Start - Q12.4 & Q12.5
 Car No 7 needs a working transponder - Q.12.2.1
 Weather / Track : Bright / Dry

Castle Combe
 Circuit Length = 1.8500 miles
 Start: 14:45 End: 15:02

BRSCC Open Sports Car Series
FREE PRACTICE - RACE 8 - CLASSIFICATION

POS	NO	CL	NAME	ENTRY	TIME	ON	LAPS	GAP	DIFF	MPH
1	23	A	Simon TILLING	Radical SR3	1:10.366	6	6			94.64
2	33	B	Des ANDREWS	Megahart 001	1:10.506	11	12	0.140	0.140	94.46
3	10	B	Altay John ALI	Radical Pro 6	1:10.997	14	14	0.631	0.491	93.80
4	13	B	Guy PARR	Nemesis 02	1:12.200	9	9	1.834	1.203	92.24
5	6	A	Graham COLE	Jade Traxstar	1:12.307	10	11	1.941	0.107	92.10
6	66	B	Doug HART	Chiron/Hart	1:12.928	4	4	2.562	0.621	91.32
7	5	A	Dave BRUNSDON	Ajec 001	1:13.014	10	10	2.648	0.086	91.21
8	2	B	Darcy SMITH	Radical SR3	1:13.283	13	13	2.917	0.269	90.88
9	76	B	Ginger MARSHALL	TBA Mk2	1:15.825	9	10	5.459	2.542	87.83
10	11	B	Jonathan HAIR	Mallock Beagle Mk 36	1:16.196	6	9	5.830	0.371	87.40
11	4	C	Robin BROWN	Radical Prosport	1:18.257	9	11	7.891	2.061	85.10
12	1	A	Tony SINCLAIR	Jade 3	1:18.751	2	2	8.385	0.494	84.57
13	7	A	Simon HARDWICK	JKS75 2	1:21.291	1	1	10.925	2.540	81.92
14	16	B	David CROFT	Gunn TS11	1:24.419	11	11	14.053	3.128	78.89
15	85	E	John WILKES	Global GT R1	1:26.995	4	6	16.629	2.576	76.55
16	49	D	Duncan KEITH	Radical Clubsport	1:28.476	2	2	18.110	1.481	75.27

Car No's 6 & 66 need working transponders.

Weather / Track : Cloudy / Damp
 These results are provisional until the conclusion of any judicial and technical matters.

Castle Combe
 Circuit Length = 1.8500 miles
 Start: 09:02 End: 09:25

Clerk of Course :		Timekeeper :
-------------------	--	--------------

BRSCC Open Sports Car Series

FREE PRACTICE - RACE 8 - LAP ANALYSIS

1	Tony SINCLAIR		A Jade 3				
1 -	1:20.608	+ 1.857	9:05:41.278	2 -	1:18.751	9:07:00.029	
2	Darcy SMITH		B Radical SR3				
1 -	1:32.646	+ 19.363	9:05:47.193	8 -	1:16.927	+ 3.644	9:16:47.497
2 -	1:52.344 P	+ 39.061	9:07:39.537	9 -	1:15.159	+ 1.876	9:18:02.656
3 -	2:33.911	+ 1:20.628	9:10:13.448	10 -	1:15.477	+ 2.194	9:19:18.133
4 -	1:21.472	+ 8.189	9:11:34.920	11 -	1:13.943	+ 0.660	9:20:32.076
5 -	1:20.326	+ 7.043	9:12:55.246	12 -	1:13.959	+ 0.676	9:21:46.035
6 -	1:18.464	+ 5.181	9:14:13.710	13 -	1:13.283		9:22:59.318
7 -	1:16.860	+ 3.577	9:15:30.570				
4	Robin BROWN		C Radical Prosport				
1 -	1:26.750	+ 8.493	9:05:51.505	7 -	1:19.935	+ 1.678	9:14:10.497
2 -	1:28.505	+ 10.248	9:07:20.010	8 -	1:19.319	+ 1.062	9:15:29.816
3 -	1:30.740	+ 12.483	9:08:50.750	9 -	1:18.257		9:16:48.073
4 -	1:20.777	+ 2.520	9:10:11.527	10 -	1:20.452	+ 2.195	9:18:08.525
5 -	1:19.711	+ 1.454	9:11:31.238	11 -	1:56.372 P	+ 38.115	9:20:04.897
6 -	1:19.324	+ 1.067	9:12:50.562				
5	Dave BRUNSDON		A Ajec 001				
1 -	1:23.103	+ 10.089	9:05:25.456	6 -	1:16.222	+ 3.208	9:11:55.635
2 -	1:21.033	+ 8.019	9:06:46.489	7 -	1:14.766	+ 1.752	9:13:10.401
3 -	1:19.185	+ 6.171	9:08:05.674	8 -	2:04.526 P	+ 51.512	9:15:14.927
4 -	1:16.692	+ 3.678	9:09:22.366	9 -	6:04.689	+ 4:51.675	9:21:19.616
5 -	1:17.047	+ 4.033	9:10:39.413	10 -	1:13.014		9:22:32.630
6	Graham COLE		A Jade Traxstar				
1 -	1:23.186	+ 10.879	9:05:43.418	7 -	1:15.510	+ 3.203	9:13:28.801
2 -	1:21.173	+ 8.866	9:07:04.591	8 -	1:13.145	+ 0.838	9:14:41.946
3 -	1:26.068	+ 13.761	9:08:30.659	9 -	1:15.175	+ 2.868	9:15:57.121
4 -	1:16.144	+ 3.837	9:09:46.803	10 -	1:12.307		9:17:09.428
5 -	1:13.983	+ 1.676	9:11:00.786	11 -	1:31.832 P	+ 19.525	9:18:41.260
6 -	1:12.505	+ 0.198	9:12:13.291				
7	Simon HARDWICK		A JKS75 2				
1 -	1:21.291		9:05:34.442				
10	Altay John ALI		B Radical Pro 6				
1 -	1:22.466	+ 11.469	9:05:54.860	8 -	1:13.090	+ 2.093	9:14:54.085
2 -	1:20.889	+ 9.892	9:07:15.749	9 -	1:14.204	+ 3.207	9:16:08.289
3 -	1:19.504	+ 8.507	9:08:35.253	10 -	1:13.307	+ 2.310	9:17:21.596
4 -	1:19.518	+ 8.521	9:09:54.771	11 -	1:13.449	+ 2.452	9:18:35.045
5 -	1:17.058	+ 6.061	9:11:11.829	12 -	1:13.825	+ 2.828	9:19:48.870
6 -	1:15.180	+ 4.183	9:12:27.009	13 -	1:11.829	+ 0.832	9:21:00.699
7 -	1:13.986	+ 2.989	9:13:40.995	14 -	1:10.997		9:22:11.696
11	Jonathan HAIR		B Mallock Beagle Mk 36				
1 -	1:20.767	+ 4.571	9:05:23.396	6 -	1:16.196		9:11:52.263
2 -	1:19.407	+ 3.211	9:06:42.803	7 -	1:16.664	+ 0.468	9:13:08.927
3 -	1:19.528	+ 3.332	9:08:02.331	8 -	1:17.467	+ 1.271	9:14:26.394
4 -	1:17.189	+ 0.993	9:09:19.520	9 -	1:48.836 P	+ 32.640	9:16:15.230
5 -	1:16.547	+ 0.351	9:10:36.067				
13	Guy PARR		B Nemesis 02				
1 -	1:19.616	+ 7.416	9:06:20.545	6 -	1:13.238	+ 1.038	9:12:30.783
2 -	1:16.122	+ 3.922	9:07:36.667	7 -	1:13.172	+ 0.972	9:13:43.955
3 -	1:14.556	+ 2.356	9:08:51.223	8 -	1:12.453	+ 0.253	9:14:56.408
4 -	1:13.206	+ 1.006	9:10:04.429	9 -	1:12.200		9:16:08.608
5 -	1:13.116	+ 0.916	9:11:17.545				

Car No's 6 & 66 need working transponders.

Weather / Track : Cloudy / Damp

Castle Combe
Circuit Length = 1.8500 miles
Start: 09:02 End: 09:25

BRSCC Open Sports Car Series
FREE PRACTICE - RACE 8 - LAP ANALYSIS

16	David CROFT		B Gunn TS11				
1 -	1:43.752	+ 19.333	9:06:31.582	7 -	1:27.730	+ 3.311	9:17:32.459
2 -	1:59.920 P	+ 35.501	9:08:31.502	8 -	1:26.946	+ 2.527	9:18:59.405
3 -	3:01.439	+ 1:37.020	9:11:32.941	9 -	1:25.853	+ 1.434	9:20:25.258
4 -	1:32.651	+ 8.232	9:13:05.592	10 -	1:24.949	+ 0.530	9:21:50.207
5 -	1:30.555	+ 6.136	9:14:36.147	11 -	1:24.419		9:23:14.626
6 -	1:28.582	+ 4.163	9:16:04.729				
23	Simon TILLING		A Radical SR3				
1 -	1:15.240	+ 4.874	9:09:44.129	4 -	4:26.077	+ 3:15.711	9:16:54.778
2 -	1:14.220	+ 3.854	9:10:58.349	5 -	1:10.463	+ 0.097	9:18:05.241
3 -	1:30.352 P	+ 19.986	9:12:28.701	6 -	1:10.366		9:19:15.607
33	Des ANDREWS		B Megahart 001				
1 -	1:21.425	+ 10.919	9:06:25.761	7 -	1:12.502	+ 1.996	9:14:00.213
2 -	1:19.528	+ 9.022	9:07:45.289	8 -	1:12.412	+ 1.906	9:15:12.625
3 -	1:16.645	+ 6.139	9:09:01.934	9 -	1:11.146	+ 0.640	9:16:23.771
4 -	1:15.313	+ 4.807	9:10:17.247	10 -	1:10.915	+ 0.409	9:17:34.686
5 -	1:16.000	+ 5.494	9:11:33.247	11 -	1:10.506		9:18:45.192
6 -	1:14.464	+ 3.958	9:12:47.711	12 -	1:10.544	+ 0.038	9:19:55.736
49	Duncan KEITH		D Radical Clubsport				
1 -	1:34.549	+ 6.073	9:06:48.140	2 -	1:28.476		9:08:16.616
66	Doug HART		B Chiron/Hart				
1 -	2:03.243 P	+ 50.315	9:06:44.664	3 -	1:13.549	+ 0.621	9:22:02.072
2 -	14:03.859	+ 12:50.931	9:20:48.523	4 -	1:12.928		9:23:15.000
76	Ginger MARSHALL		B TBA Mk2				
1 -	1:37.905	+ 22.080	9:06:21.824	6 -	1:22.075	+ 6.250	9:17:11.774
2 -	1:27.030	+ 11.205	9:07:48.854	7 -	1:19.698	+ 3.873	9:18:31.472
3 -	1:26.959	+ 11.134	9:09:15.813	8 -	1:19.866	+ 4.041	9:19:51.338
4 -	1:57.297 P	+ 41.472	9:11:13.110	9 -	1:15.825		9:21:07.163
5 -	4:36.589	+ 3:20.764	9:15:49.699	10 -	1:47.245 P	+ 31.420	9:22:54.408
85	John WILKES		E Global GT R1				
1 -	1:36.888	+ 9.893	9:06:03.265	4 -	1:26.995		9:10:33.678
2 -	1:32.577	+ 5.582	9:07:35.842	5 -	1:34.874	+ 7.879	9:12:08.552
3 -	1:30.841	+ 3.846	9:09:06.683	6 -	1:56.237 P	+ 29.242	9:14:04.789

Car No's 6 & 66 need working transponders.

Weather / Track : Cloudy / Damp

Castle Combe
 Circuit Length = 1.8500 miles
 Start: 09:02 End: 09:25

BRSCC Open Sports Car Series

QUALIFYING - RACE 8 - CLASSIFICATION

POS	NO	CL	NAME	ENTRY	TIME	ON	LAPS	GAP	DIFF	MPH
1	23	A	Simon TILLING	Radical SR3	1:03.343	11	13			105.14
2	3	A	Andrew KIMPTON	Jade 3	1:03.659	10	10	0.316	0.316	104.62
3	1	A	Tony SINCLAIR	Jade 3	1:03.885	5	13	0.542	0.226	104.25
4	6	A	Graham COLE	Jade Traxstar	1:04.435	5	5	1.092	0.550	103.36
5	66	B	Doug HART	Chiron/Hart	1:05.842	6	7	2.499	1.407	101.15
6	2	B	Darcy SMITH	Radical SR3	1:06.614	11	12	3.271	0.772	99.97
7	10	B	Altay John ALI	Radical Pro 6	1:06.681	10	12	3.338	0.067	99.87
8	7	A	Simon HARDWICK	JKS75 2	1:06.872	2	10	3.529	0.191	99.59
9	11	B	Jonathan HAIR	Mallock Beagle Mk 36	1:08.090	10	12	4.747	1.218	97.81
10	13	B	Guy PARR	Nemesis 02	1:08.332	4	9	4.989	0.242	97.46
11	33	B	Des ANDREWS	Megahart 001	1:09.308	8	8	5.965	0.976	96.09
12	4	C	Robin BROWN	Radical Prosport	1:09.975	5	10	6.632	0.667	95.17
13	76	B	Ginger MARSHALL	Bowlby Mk2	1:11.312	3	5	7.969	1.337	93.39
14	5	A	Dave BRUNSDON	Ajec 001	1:11.447	6	8	8.104	0.135	93.21
15	16	B	David CROFT	Gunn TS11	1:16.817	7	10	13.474	5.370	86.69
16	49	D	Duncan KEITH	Radical Clubsport	1:18.774	5	10	15.431	1.957	84.54
17	85	E	John WILKES	Global GT R1	1:19.958	10	10	16.615	1.184	83.29

Car No's 41 & 88 - Race 3 completed 3+ laps.

Castle Combe
Circuit Length = 1.8500 miles
Start: 14:18 End: 14:34

Weather / Track : Bright / Dry
These results are provisional until the conclusion of any judicial and technical matters.

Clerk of Course :		Timekeeper :
-------------------	--	--------------

BRSCC Open Sports Car Series

QUALIFYING - RACE 8 - LAP ANALYSIS

1	Tony SINCLAIR		A Jade 3				
1 -	1:09.291	+ 5.406	14:20:57.716	8 -	1:04.493	+ 0.608	14:28:32.517
2 -	1:05.195	+ 1.310	14:22:02.911	9 -	1:06.309	+ 2.424	14:29:38.826
3 -	1:04.498	+ 0.613	14:23:07.409	10 -	1:04.611	+ 0.726	14:30:43.437
4 -	1:06.620	+ 2.735	14:24:14.029	11 -	1:05.318	+ 1.433	14:31:48.755
5 -	1:03.885		14:25:17.914	12 -	1:03.959	+ 0.074	14:32:52.714
6 -	1:04.362	+ 0.477	14:26:22.276	13 -	1:05.288	+ 1.403	14:33:58.002
7 -	1:05.748	+ 1.863	14:27:28.024				
2	Darcy SMITH		B Radical SR3				
1 -	1:09.913	+ 3.299	14:21:01.840	7 -	1:07.927	+ 1.313	14:27:50.404
2 -	1:08.253	+ 1.639	14:22:10.093	8 -	1:07.206	+ 0.592	14:28:57.610
3 -	1:08.267	+ 1.653	14:23:18.360	9 -	1:06.822	+ 0.208	14:30:04.432
4 -	1:09.112	+ 2.498	14:24:27.472	10 -	1:06.998	+ 0.384	14:31:11.430
5 -	1:07.996	+ 1.382	14:25:35.468	11 -	1:06.614		14:32:18.044
6 -	1:07.009	+ 0.395	14:26:42.477	12 -	1:06.614		14:33:24.658
3	Andrew KIMPTON		A Jade 3				
1 -	1:06.914	+ 3.255	14:20:46.303	6 -	1:04.821	+ 1.162	14:26:19.577
2 -	1:05.503	+ 1.844	14:21:51.806	7 -	1:42.866 P	+ 39.207	14:28:02.443
3 -	1:07.939	+ 4.280	14:22:59.745	8 -	2:54.845	+ 1:51.186	14:30:57.288
4 -	1:05.730	+ 2.071	14:24:05.475	9 -	1:04.912	+ 1.253	14:32:02.200
5 -	1:09.281	+ 5.622	14:25:14.756	10 -	1:03.659		14:33:05.859
4	Robin BROWN		C Radical Prosport				
1 -	1:12.954	+ 2.979	14:21:23.099	6 -	1:11.133	+ 1.158	14:27:15.860
2 -	1:10.464	+ 0.489	14:22:33.563	7 -	1:11.635	+ 1.660	14:28:27.495
3 -	1:10.360	+ 0.385	14:23:43.923	8 -	1:11.045	+ 1.070	14:29:38.540
4 -	1:10.829	+ 0.854	14:24:54.752	9 -	1:10.718	+ 0.743	14:30:49.258
5 -	1:09.975		14:26:04.727	10 -	1:45.898 P	+ 35.923	14:32:35.156
5	Dave BRUNSDON		A Ajec 001				
1 -	1:52.075 P	+ 40.628	14:22:22.033	5 -	1:12.902	+ 1.455	14:28:13.315
2 -	2:09.068	+ 57.621	14:24:31.101	6 -	1:11.447		14:29:24.762
3 -	1:14.752	+ 3.305	14:25:45.853	7 -	1:39.109 P	+ 27.662	14:31:03.871
4 -	1:14.560	+ 3.113	14:27:00.413	8 -	2:57.591	+ 1:46.144	14:34:01.462
6	Graham COLE		A Jade Traxstar				
1 -	1:17.497	+ 13.062	14:21:51.093	4 -	1:12.359	+ 7.924	14:25:17.188
2 -	1:08.001	+ 3.566	14:22:59.094	5 -	1:04.435		14:26:21.623
3 -	1:05.735	+ 1.300	14:24:04.829				
7	Simon HARDWICK		A JKS75 2				
1 -	1:11.620	+ 4.748	14:20:58.890	6 -	3:25.940	+ 2:19.068	14:29:18.161
2 -	1:06.872		14:22:05.762	7 -	1:08.327	+ 1.455	14:30:26.488
3 -	1:07.939	+ 1.067	14:23:13.701	8 -	1:07.322	+ 0.450	14:31:33.810
4 -	1:08.028	+ 1.156	14:24:21.729	9 -	1:10.576	+ 3.704	14:32:44.386
5 -	1:30.492 P	+ 23.620	14:25:52.221	10 -	1:08.382	+ 1.510	14:33:52.768
10	Altay John ALI		B Radical Pro 6				
1 -	1:09.678	+ 2.997	14:21:12.886	7 -	1:07.920	+ 1.239	14:28:01.259
2 -	1:07.644	+ 0.963	14:22:20.530	8 -	1:07.830	+ 1.149	14:29:09.089
3 -	1:07.840	+ 1.159	14:23:28.370	9 -	1:07.208	+ 0.527	14:30:16.297
4 -	1:07.549	+ 0.868	14:24:35.919	10 -	1:06.681		14:31:22.978
5 -	1:07.387	+ 0.706	14:25:43.306	11 -	1:09.482	+ 2.801	14:32:32.460
6 -	1:10.033	+ 3.352	14:26:53.339	12 -	1:07.333	+ 0.652	14:33:39.793
11	Jonathan HAIR		B Mallock Beagle Mk 36				
1 -	1:12.010	+ 3.920	14:21:14.409	7 -	1:09.676	+ 1.586	14:28:11.388
2 -	1:09.470	+ 1.380	14:22:23.879	8 -	1:10.097	+ 2.007	14:29:21.485
3 -	1:09.132	+ 1.042	14:23:33.011	9 -	1:08.238	+ 0.148	14:30:29.723

Weather / Track : Bright / Dry

Castle Combe
Circuit Length = 1.8500 miles
Start: 14:18 End: 14:34

BRSCC Open Sports Car Series

QUALIFYING - RACE 8 - LAP ANALYSIS


4 -	1:09.623	+ 1.533	14:24:42.634	10 -	1:08.090		14:31:37.813
5 -	1:09.157	+ 1.067	14:25:51.791	11 -	1:08.125	+ 0.035	14:32:45.938
6 -	1:09.921	+ 1.831	14:27:01.712	12 -	1:09.971	+ 1.881	14:33:55.909
13	Guy PARR			B Nemesis 02			
1 -	1:11.202	+ 2.870	14:21:06.098	6 -	1:08.965	+ 0.633	14:26:49.511
2 -	1:09.309	+ 0.977	14:22:15.407	7 -	1:25.477 P	+ 17.145	14:28:14.988
3 -	1:08.374	+ 0.042	14:23:23.781	8 -	2:48.343	+ 1:40.011	14:31:03.331
4 -	1:08.332		14:24:32.113	9 -	1:10.197	+ 1.865	14:32:13.528
5 -	1:08.433	+ 0.101	14:25:40.546				
16	David CROFT			B Gunn TS11			
1 -	1:22.416	+ 5.599	14:21:34.190	6 -	1:18.534	+ 1.717	14:28:18.691
2 -	1:22.684	+ 5.867	14:22:56.874	7 -	1:16.817		14:29:35.508
3 -	1:22.507	+ 5.690	14:24:19.381	8 -	1:19.959	+ 3.142	14:30:55.467
4 -	1:20.641	+ 3.824	14:25:40.022	9 -	1:19.653	+ 2.836	14:32:15.120
5 -	1:20.135	+ 3.318	14:27:00.157	10 -	1:17.684	+ 0.867	14:33:32.804
23	Simon TILLING			A Radical SR3			
1 -	1:08.810	+ 5.467	14:20:31.780	8 -	1:10.324	+ 6.981	14:28:21.507
2 -	1:06.834	+ 3.491	14:21:38.614	9 -	1:05.240	+ 1.897	14:29:26.747
3 -	1:04.313	+ 0.970	14:22:42.927	10 -	1:05.570	+ 2.227	14:30:32.317
4 -	1:06.849	+ 3.506	14:23:49.776	11 -	1:03.343		14:31:35.660
5 -	1:04.167	+ 0.824	14:24:53.943	12 -	1:14.747	+ 11.404	14:32:50.407
6 -	1:04.170	+ 0.827	14:25:58.113	13 -	1:34.554 P	+ 31.211	14:34:24.961
7 -	1:13.070	+ 9.727	14:27:11.183				
33	Des ANDREWS			B Megahart 001			
1 -	1:13.233	+ 3.925	14:20:58.591	5 -	1:10.539	+ 1.231	14:25:40.914
2 -	1:10.109	+ 0.801	14:22:08.700	6 -	1:12.654	+ 3.346	14:26:53.568
3 -	1:09.442	+ 0.134	14:23:18.142	7 -	1:09.527	+ 0.219	14:28:03.095
4 -	1:12.233	+ 2.925	14:24:30.375	8 -	1:09.308		14:29:12.403
49	Duncan KEITH			D Radical Clubsport			
1 -	1:22.695	+ 3.921	14:21:53.295	6 -	1:22.826	+ 4.052	14:28:35.928
2 -	1:21.507	+ 2.733	14:23:14.802	7 -	1:20.623	+ 1.849	14:29:56.551
3 -	1:20.613	+ 1.839	14:24:35.415	8 -	1:20.224	+ 1.450	14:31:16.775
4 -	1:18.913	+ 0.139	14:25:54.328	9 -	1:20.529	+ 1.755	14:32:37.304
5 -	1:18.774		14:27:13.102	10 -	1:22.802	+ 4.028	14:34:00.106
66	Doug HART			B Chiron/Hart			
1 -	1:09.585	+ 3.743	14:21:34.098	5 -	1:07.558	+ 1.716	14:28:43.441
2 -	1:06.790	+ 0.948	14:22:40.888	6 -	1:05.842		14:29:49.283
3 -	1:28.313 P	+ 22.471	14:24:09.201	7 -	1:34.932 P	+ 29.090	14:31:24.215
4 -	3:26.682	+ 2:20.840	14:27:35.883				
76	Ginger MARSHALL			B Bowlby Mk2			
1 -	1:14.026	+ 2.714	14:21:16.060	4 -	1:12.274	+ 0.962	14:24:51.286
2 -	1:11.640	+ 0.328	14:22:27.700	5 -	1:39.832 P	+ 28.520	14:26:31.118
3 -	1:11.312		14:23:39.012				
85	John WILKES			E Global GT R1			
1 -	1:22.097	+ 2.139	14:21:30.080	6 -	1:21.806	+ 1.848	14:28:28.490
2 -	1:28.102	+ 8.144	14:22:58.182	7 -	1:20.339	+ 0.381	14:29:48.829
3 -	1:23.363	+ 3.405	14:24:21.545	8 -	1:27.575	+ 7.617	14:31:16.404
4 -	1:23.438	+ 3.480	14:25:44.983	9 -	1:22.388	+ 2.430	14:32:38.792
5 -	1:21.701	+ 1.743	14:27:06.684	10 -	1:19.958		14:33:58.750

Weather / Track : Bright / Dry

Castle Combe
Circuit Length = 1.8500 miles
Start: 14:18 End: 14:34

BRSCC Open Sports Car Series

RACE 8 - GRID

ROW 9	1:19.958 85 John WILKES	
ROW 8	1:16.817 16 David CROFT	1:18.774 49 Duncan KEITH
ROW 7	1:11.312 76 Ginger MARSHALL	1:11.447 5 Dave BRUNSDON
ROW 6	1:09.308 33 Des ANDREWS	1:09.975 4 Robin BROWN
ROW 5	1:08.090 11 Jonathan HAIR	1:08.332 13 Guy PARR
ROW 4	1:06.681 10 Altay John ALI	1:06.872 7 Simon HARDWICK
ROW 3	1:05.842 66 Doug HART	1:06.614 2 Darcy SMITH
ROW 2	1:03.885 1 Tony SINCLAIR	1:04.435 6 Graham COLE
ROW 1	1:03.343 23 Simon TILLING	1:03.659 3 Andrew KIMPTON
Pole		
		


Castle Combe
Circuit Length = 1.8500 miles

These results are provisional until the conclusion of any judicial and technical matters.

Clerk of Course :

Timekeeper :

BRSCC Open Sports Car Series
RACE 9 - GRID - 2nd AMENDED

ROW 6	1:12.902 5 Dave BRUNSDON	1:20.339 85 John WILKES
ROW 5	1:09.442 33 Des ANDREWS	1:11.640 76 Ginger MARSHALL
ROW 4	1:08.125 11 Jonathan HAIR	1:08.374 13 Guy PARR
ROW 3	1:07.208 10 Altay John ALI	1:07.322 7 Simon HARDWICK
ROW 2	1:06.614 2 Darcy SMITH	1:06.790 66 Doug HART
ROW 1	1:03.959 1 Tony SINCLAIR	1:04.821 3 Andrew KIMPTON
Pole		
		

Castle Combe
 Circuit Length = 1.8500 miles

These results are provisional until the conclusion of any judicial and technical matters.

Clerk of Course :		Timekeeper :

BRSCC Open Sports Car Series

RACE 8 - CLASSIFICATION

POS	NO	CL	NAME	ENTRY	LAPS	TIME	GAP	DIFF	MPH	BEST	ON
1	1	A	Tony SINCLAIR	Jade 3	19	20:35.066			102.45	1:03.149	7
2	23	A	Simon TILLING	Radical SR3	19	20:40.116	5.050	5.050	102.03	1:03.033	13
3	66	B	Doug HART	Chiron/Hart	19	21:00.687	25.621	20.571	100.37	1:04.682	18
4	86	B	Andrew SHANLEY	Radical Prosport	19	21:08.039	32.973	7.352	99.79	1:05.279	6
5	2	B	Darcy SMITH	Radical SR3	19	21:18.053	42.987	10.014	99.01	1:06.169	11
6	10	B	Altay John ALI	Radical Pro 6	19	21:31.500	56.434	13.447	97.97	1:06.547	5
7	7	A	Simon HARDWICK	JKS75 2	19	21:36.103	1:01.037	4.603	97.63	1:05.552	11
8	11	B	Jonathan HAIR	Mallock Beagle Mk 36	19	22:36.313	2:01.247	1:00.210	93.29	1:06.819	5
9	13	B	Guy PARR	Nemesis 02	19	22:36.613	2:01.547	0.300	93.27	1:06.785	10
10	5	A	Dave BRUNSDON	Ajec 001	18	21:12.386	1 lap	1 lap	94.21	1:08.523	13
11	76	B	Ginger MARSHALL	Bowlby Mk2	17	20:59.570	2 laps	1 lap	89.88	1:10.049	2
12	85	E	John WILKES	Global GT R1	16	20:38.087	3 laps	1 lap	86.06	1:14.949	13
13	49	D	Duncan KEITH	Radical Clubsport	16	20:43.152	3 laps	5.065	85.71	1:15.132	4
14	16	B	David CROFT	Gunn TS11	16	20:43.620	3 laps	0.468	85.68	1:15.499	4

NOT CLASSIFIED

DNF	4	C	Robin BROWN	Radical Prosport	13	15:20.553	6 laps	3 laps	94.05	1:09.517	7
-----	---	---	--------------------	------------------	----	-----------	---------------	--------	-------	----------	---

FASTEST LAP

23	A	Simon TILLING	Radical SR3	13	1:03.033	105.65 mph	170.04 kph
66	B	Doug HART	Chiron/Hart	18	1:04.682	102.96 mph	165.70 kph
4	C	Robin BROWN	Radical Prosport	7	1:09.517	95.80 mph	154.18 kph
85	E	John WILKES	Global GT R1	13	1:14.949	88.86 mph	143.00 kph
49	D	Duncan KEITH	Radical Clubsport	4	1:15.132	88.64 mph	142.65 kph

Weather / Track : Cloudy / Dry

These results are provisional until the conclusion of any judicial and technical matters.

Castle Combe

Circuit Length = 1.8500 miles

Start: 17:50 End: 18:15

Clerk of Course :

Timekeeper :

BRSCC Open Sports Car Series

RACE 8 - LAP CHART

Lap 1			Lap 2			Lap 3			Lap 4			Lap 5		
No	Behind	Laptime	No	Behind	Laptime	No	Behind	Laptime	No	Behind	Laptime	No	Behind	Laptime
1		1:08.378	1		1:04.285	1		1:03.765	1		1:03.742	1		1:03.628
23	0.308	1:08.686	23	0.924	1:04.901	23	0.999	1:03.840	23	0.950	1:03.693	23	0.885	1:03.563
66	2.256	1:10.634	66	4.408	1:06.437	66	7.588	1:06.945	66	10.667	1:06.821	66	14.063	1:07.024
10	3.241	1:11.619	10	6.452	1:07.496	10	10.162	1:07.475	7	13.850	1:06.983	7	15.780	1:05.558
7	3.925	1:12.303	7	6.906	1:07.266	7	10.609	1:07.468	86	14.344	1:06.520	86	16.488	1:05.772
2	4.100	1:12.478	2	7.646	1:07.831	2	11.206	1:07.325	10	15.070	1:08.650	10	17.989	1:06.547
11	4.689	1:13.067	11	8.576	1:08.172	86	11.566	1:06.046	2	15.342	1:07.878	2	18.409	1:06.695
13	5.057	1:13.435	13	9.029	1:08.257	11	12.645	1:07.834	11	15.954	1:07.051	11	19.145	1:06.819
4	6.667	1:15.045	86	9.285	1:06.192	13	13.240	1:07.976	13	16.704	1:07.206	13	19.920	1:06.844
86	7.378	1:15.756	4	12.804	1:10.422	4	18.974	1:09.935	4	25.019	1:09.787	4	32.545	1:11.154
76	8.350	1:16.728	76	14.114	1:10.049	76	20.592	1:10.243	76	27.785	1:10.935	76	36.126	1:11.969
5	12.702	1:21.080	5	19.125	1:10.708	5	25.810	1:10.450	5	34.483	1:12.415	5	42.160	1:11.305
16	15.556	1:23.934	16	29.869	1:18.598	49	42.758	1:16.518	49	54.148	1:15.132			
49	15.880	1:24.258	49	30.005	1:18.410	16	44.185	1:18.081	16	55.942	1:15.499			
85	17.496	1:25.874	85	30.815	1:17.604	85	44.534	1:17.484	85	56.918	1:16.126			

Weather / Track : Cloudy / Dry

Castle Combe
Circuit Length = 1.8500 miles
Start: 17:50 End: 18:15

BRSCC Open Sports Car Series

RACE 8 - LAP CHART

Lap 6			Lap 7			Lap 8			Lap 9			Lap 10		
No	Behind	Laptime	No	Behind	Laptime	No	Behind	Laptime	No	Behind	Laptime	No	Behind	Laptime
1		1:04.683	1		1:03.149	1		1:03.617	1		1:03.224	1		1:04.075
23	0.959	1:04.757	23	1.116	1:03.306	23	0.746	1:03.247	23	0.724	1:03.202	23	2.270	1:05.621
49	1 LAP	1:15.784	49	1 LAP	1:15.466	66	22.822	1:07.414	76	1 LAP	1:15.782	5	1 LAP	1:11.193
16	1 LAP	1:17.323	66	19.025	1:06.140	86	24.151	1:07.245	66	25.788	1:06.190	76	1 LAP	1:15.855
85	1 LAP	1:17.004	16	1 LAP	1:18.509	7	24.587	1:07.781	7	27.610	1:06.247	66	27.224	1:05.511
66	16.034	1:06.654	85	1 LAP	1:17.866	49	1 LAP	1:17.617	86	28.397	1:07.470	7	29.431	1:05.896
7	16.739	1:05.642	7	20.423	1:06.833	10	27.971	1:07.419	10	32.656	1:07.909	86	29.870	1:05.548
86	17.084	1:05.279	86	20.523	1:06.588	2	28.175	1:07.410	2	32.700	1:07.749	2	36.158	1:07.533
10	20.170	1:06.864	10	24.169	1:07.148	11	31.042	1:08.213	11	35.449	1:07.631	10	37.298	1:08.717
2	20.614	1:06.888	2	24.382	1:06.917	13	31.860	1:08.933	13	37.342	1:08.706	11	38.791	1:07.417
11	21.900	1:07.438	11	26.446	1:07.695	85	1 LAP	1:19.133	49	1 LAP	1:16.078	13	40.052	1:06.785
13	22.416	1:07.179	13	26.544	1:07.277	16	1 LAP	1:19.959	85	1 LAP	1:16.891	49	1 LAP	1:15.880
4	37.667	1:09.805	4	44.035	1:09.517	4	50.808	1:10.390	16	1 LAP	1:16.507	85	1 LAP	1:16.433
76	44.386	1:12.943	5	55.242	1:10.850	5	1:01.712	1:10.087	4	57.606	1:10.022	16	1 LAP	1:16.365
5	47.541	1:10.064	76	56.495	1:15.258							4	1:03.367	1:09.836

Weather / Track : Cloudy / Dry

Castle Combe
Circuit Length = 1.8500 miles
Start: 17:50 End: 18:15

BRSCC Open Sports Car Series

RACE 8 - LAP CHART

Lap 11			Lap 12			Lap 13			Lap 14			Lap 15		
No	Behind	Laptime	No	Behind	Laptime	No	Behind	Laptime	No	Behind	Laptime	No	Behind	Laptime
1		1:03.617	1		1:05.266	1		1:04.031	1		1:03.782	1		1:04.319
23	2.232	1:03.579	49	2 LAPS	1:17.203	23	1.587	1:03.033	23	1.264	1:03.459	23	9.831	1:12.886
5	1 LAP	1:09.161	23	2.585	1:05.619	4	1 LAP	1:10.778	4	1 LAP	1:12.442	5	1 LAP	1:09.985
76	1 LAP	1:15.555	4	1 LAP	1:11.420	49	2 LAPS	1:16.258	49	2 LAPS	1:15.974	66	35.926	1:06.250
66	29.414	1:05.807	85	2 LAPS	1:17.899	5	1 LAP	1:10.462	5	1 LAP	1:08.523	49	2 LAPS	1:16.774
7	31.366	1:05.552	16	2 LAPS	1:17.865	85	2 LAPS	1:16.675	66	33.995	1:06.457	86	41.910	1:06.645
86	31.869	1:05.616	5	1 LAP	1:09.257	16	2 LAPS	1:16.771	85	2 LAPS	1:15.459	85	2 LAPS	1:14.949
2	38.710	1:06.169	66	29.786	1:05.638	66	31.320	1:05.565	16	2 LAPS	1:16.638	2	47.213	1:06.920
10	40.906	1:07.225	7	32.426	1:06.326	7	35.247	1:06.852	86	39.584	1:07.776	16	2 LAPS	1:15.765
11	42.972	1:07.798	86	32.718	1:06.115	86	35.590	1:06.903	7	39.822	1:08.357	7	48.269	1:12.766
13	43.402	1:06.967	2	39.740	1:06.296	2	42.162	1:06.453	2	44.612	1:06.232	10	54.679	1:08.077
			76	1 LAP	1:16.878	10	46.909	1:08.035	10	50.921	1:07.794	11	1:00.574	1:09.341
			10	42.905	1:07.265	11	49.514	1:07.921	11	55.552	1:09.820	13	1:00.846	1:09.259
			11	45.624	1:07.918	13	49.752	1:07.760	13	55.906	1:09.936			
			13	46.023	1:07.887	76	1 LAP	1:15.918	76	1 LAP	1:13.445			

Weather / Track : Cloudy / Dry

Castle Combe
Circuit Length = 1.8500 miles
Start: 17:50 End: 18:15

BRSCC Open Sports Car Series

RACE 8 - LAP CHART

Lap 16			Lap 17			Lap 18			Lap 19		
No	Behind	Laptime	No	Behind	Laptime	No	Behind	Laptime	No	Behind	Laptime
1		1:06.721	1		1:06.469	1		1:08.144	1		1:10.171
76	2 LAPS	1:15.990	23	10.369	1:06.841	23	8.104	1:05.879	85	3 LAPS	1:17.821
23	9.997	1:06.887	76	2 LAPS	1:14.496	76	2 LAPS	1:13.725	23	5.050	1:07.117
5	1 LAP	1:09.668	66	34.042	1:05.139	66	30.580	1:04.682	49	3 LAPS	1:27.323
66	35.372	1:06.167	5	1 LAP	1:09.240	86	37.182	1:05.526	16	3 LAPS	1:19.574
86	40.842	1:05.653	86	39.800	1:05.427	5	1 LAP	1:08.936	76	2 LAPS	1:13.801
2	47.413	1:06.921	2	47.711	1:06.767	2	46.179	1:06.612	66	25.621	1:05.212
7	48.366	1:06.818	7	48.274	1:06.377	7	46.906	1:06.776	86	32.973	1:05.962
49	2 LAPS	1:17.339	10	58.430	1:08.573	10	58.609	1:08.323	5	1 LAP	1:09.002
85	2 LAPS	1:15.464	49	2 LAPS	1:17.138	11	1:04.730	1:08.717	2	42.987	1:06.979
10	56.326	1:08.368	85	2 LAPS	1:15.405	13	1:05.419	1:08.922	10	56.434	1:07.996
16	2 LAPS	1:16.330	11	1:04.157	1:08.519				7	1:01.037	1:24.302
11	1:02.107	1:08.254	13	1:04.641	1:08.762				11	2:01.247	2:06.688 P
13	1:02.348	1:08.223	16	2 LAPS	1:15.902				13	2:01.547	2:06.299 P

Weather / Track : Cloudy / Dry

Castle Combe
Circuit Length = 1.8500 miles
Start: 17:50 End: 18:15

BRSCC Open Sports Car Series

RACE 9 - CLASSIFICATION

POS	NO	CL	NAME	ENTRY	LAPS	TIME	GAP	DIFF	MPH	BEST	ON
1	1	A	Tony SINCLAIR	Jade 3	19	20:57.626			100.61	1:03.939	3
2	66	B	Doug HART	Chiron/Hart	19	21:17.139	19.513	19.513	99.08	1:05.667	13
3	2	B	Darcy SMITH	Radical SR3	19	21:33.776	36.150	16.637	97.80	1:06.916	6
4	10	B	Altay John ALI	Radical Pro 6	19	21:34.177	36.551	0.401	97.77	1:06.923	6
5	7	A	Simon HARDWICK	JKS75 2	19	21:36.716	39.090	2.539	97.58	1:06.685	6
6	5	A	Dave BRUNSDON	Ajec 001	19	21:51.247	53.621	14.531	96.50	1:07.980	17
7	11	B	Jonathan HAIR	Mallock Beagle Mk 36	18	21:08.182	1 lap	1 lap	94.52	1:08.490	5
8	33	B	Des ANDREWS	Megahart 001	18	21:15.923	1 lap	7.741	93.95	1:09.776	10
9	13	B	Guy PARR	Nemesis 02	18	21:37.658	1 lap	21.735	92.38	1:07.240	11
10	76	B	Ginger MARSHALL	Bowlby Mk2	17	21:18.677	2 laps	1 lap	88.54	1:11.146	2
11	85	E	John WILKES	Global GT R1	17	21:41.415	2 laps	22.738	86.99	1:13.956	11

FASTEST LAP

1	A	Tony SINCLAIR	Jade 3	3	1:03.939	104.16 mph	167.63 kph
66	B	Doug HART	Chiron/Hart	13	1:05.667	101.42 mph	163.22 kph
85	E	John WILKES	Global GT R1	11	1:13.956	90.05 mph	144.92 kph

Weather / Track : Bright / Dry
 These results are provisional until the conclusion of any judicial and technical matters.

Castle Combe
 Circuit Length = 1.8500 miles
 Start: 10:57 End: 11:19

Clerk of Course :	Timekeeper :
-------------------	--------------

BRSCC Open Sports Car Series

RACE 9 - LAP CHART

Lap 1			Lap 2			Lap 3			Lap 4			Lap 5		
No	Behind	Laptime	No	Behind	Laptime	No	Behind	Laptime	No	Behind	Laptime	No	Behind	Laptime
1		1:06.444	1		1:04.586	1		1:03.939	1		1:04.314	1		1:04.864
7	4.940	1:11.384	7	8.451	1:08.097	7	13.394	1:08.882	7	16.545	1:07.465	7	19.071	1:07.390
66	5.558	1:12.002	66	9.517	1:08.545	66	14.546	1:08.968	66	17.145	1:06.913	66	19.670	1:07.389
2	6.333	1:12.777	2	9.902	1:08.155	2	14.807	1:08.844	2	17.886	1:07.393	2	20.019	1:06.997
10	6.773	1:13.217	10	10.987	1:08.800	10	15.589	1:08.541	10	18.932	1:07.657	10	21.263	1:07.195
33	7.730	1:14.174	33	13.399	1:10.255	5	19.896	1:10.122	5	24.353	1:08.771	5	27.790	1:08.301
5	8.274	1:14.718	5	13.713	1:10.025	11	20.520	1:10.554	11	25.052	1:08.846	11	28.678	1:08.490
13	8.458	1:14.902	11	13.905	1:09.729	33	21.130	1:11.670	13	25.272	1:08.370	13	30.181	1:09.773
11	8.762	1:15.206	13	14.129	1:10.257	13	21.216	1:11.026	33	27.522	1:10.706	33	32.915	1:10.257
76	10.345	1:16.789	76	16.905	1:11.146	76	24.137	1:11.171	76	31.383	1:11.560	76	39.342	1:12.823
85	14.076	1:20.520	85	26.454	1:16.964	85	38.521	1:16.006	85	49.971	1:15.764	85	1:00.701	1:15.594

Weather / Track : Bright / Dry

Castle Combe
Circuit Length = 1.8500 miles
Start: 10:57 End: 11:19

BRSCC Open Sports Car Series

RACE 9 - LAP CHART

Lap 6			Lap 7			Lap 8			Lap 9			Lap 10		
No	Behind	Laptime	No	Behind	Laptime	No	Behind	Laptime	No	Behind	Laptime	No	Behind	Laptime
1		1:05.203	1		1:07.629	1		1:05.850	1		1:05.837	1		1:06.284
7	20.553	1:06.685	85	1 LAP	1:17.058	85	1 LAP	1:15.093	76	1 LAP	1:15.234	76	1 LAP	1:12.776
66	21.194	1:06.727	7	21.045	1:08.121	7	22.051	1:06.856	85	1 LAP	1:14.761	7	25.639	1:08.150
2	21.732	1:06.916	66	21.683	1:08.118	66	22.675	1:06.842	7	23.773	1:07.559	66	26.214	1:08.567
10	22.983	1:06.923	2	21.956	1:07.853	2	23.194	1:07.088	66	23.931	1:07.093	2	26.516	1:07.875
5	31.176	1:08.589	10	22.607	1:07.253	10	23.937	1:07.180	2	24.925	1:07.568	10	27.050	1:07.800
13	33.069	1:08.091	5	32.181	1:08.634	5	34.513	1:08.182	10	25.534	1:07.434	13	1 LAP	1:44.563 P
11	33.933	1:10.458	13	32.761	1:07.321	11	39.359	1:10.340	5	36.681	1:08.005	85	1 LAP	1:16.539
33	38.869	1:11.157	11	34.869	1:08.565	33	46.479	1:10.847	11	43.687	1:10.165	5	38.727	1:08.330
76	50.031	1:15.892	33	41.482	1:10.242	13	58.758	1:31.847 P	33	51.169	1:10.527	11	46.966	1:09.563
			76	57.577	1:15.175							33	54.661	1:09.776

Weather / Track : Bright / Dry

Castle Combe
Circuit Length = 1.8500 miles
Start: 10:57 End: 11:19

BRSCC Open Sports Car Series

RACE 9 - LAP CHART

Lap 11			Lap 12			Lap 13			Lap 14			Lap 15		
No	Behind	Laptime	No	Behind	Laptime	No	Behind	Laptime	No	Behind	Laptime	No	Behind	Laptime
1		1:06.380	1		1:06.172	1		1:06.819	1		1:06.436	1		1:06.905
76	1 LAP	1:15.377	66	26.203	1:05.745	66	25.051	1:05.667	33	1 LAP	1:10.873	85	2 LAPS	1:18.524
66	26.630	1:06.796	76	1 LAP	1:16.770	7	30.514	1:07.886	66	25.347	1:06.732	33	1 LAP	1:11.141
7	28.397	1:09.138	7	29.447	1:07.222	10	31.199	1:07.814	7	31.496	1:07.418	66	25.212	1:06.770
2	28.463	1:08.327	10	30.204	1:07.662	2	31.603	1:07.868	2	33.630	1:08.463	7	32.858	1:08.267
10	28.714	1:08.044	2	30.554	1:08.263	13	1 LAP	1:07.962	10	34.371	1:09.608	2	33.906	1:07.181
13	1 LAP	1:07.416	13	1 LAP	1:07.240	76	1 LAP	1:18.484	13	1 LAP	1:08.318	10	34.728	1:07.262
5	40.858	1:08.511	5	44.463	1:09.777	5	45.891	1:08.247	5	48.214	1:08.759	13	1 LAP	1:07.810
85	1 LAP	1:14.833	85	1 LAP	1:13.956	11	55.670	1:09.770	76	1 LAP	1:16.685	5	49.750	1:08.441
11	49.710	1:09.124	11	52.719	1:09.181	85	1 LAP	1:16.055	11	1:00.504	1:11.270	76	1 LAP	1:16.709
33	58.568	1:10.287	33	1:02.938	1:10.542									

Weather / Track : Bright / Dry

Castle Combe
Circuit Length = 1.8500 miles
Start: 10:57 End: 11:19

BRSCC Open Sports Car Series

RACE 9 - LAP CHART

Lap 16			Lap 17			Lap 18			Lap 19		
No	Behind	Laptime	No	Behind	Laptime	No	Behind	Laptime	No	Behind	Laptime
1		1:07.176	1		1:07.781	1		1:07.243	1		1:07.764
11	1 LAP	1:14.237	76	2 LAPS	1:16.568	11	1 LAP	1:10.672	11	1 LAP	1:10.932
33	1 LAP	1:11.748	11	1 LAP	1:11.080	76	2 LAPS	1:17.630	33	1 LAP	1:10.752
85	2 LAPS	1:17.581	33	1 LAP	1:10.685	33	1 LAP	1:10.284	66	19.513	1:06.055
66	23.978	1:05.942	66	22.441	1:06.244	66	21.222	1:06.024	76	2 LAPS	1:17.888
2	34.713	1:07.983	85	2 LAPS	1:16.998	85	2 LAPS	1:15.832	2	36.150	1:08.416
10	36.581	1:09.029	2	34.812	1:07.880	2	35.498	1:07.929	10	36.551	1:08.091
7	37.647	1:11.965	10	35.952	1:07.152	10	36.224	1:07.515	7	39.090	1:07.527
13	1 LAP	1:08.093	7	38.314	1:08.448	7	39.327	1:08.256	13	1 LAP	1:07.678
5	50.824	1:08.250	13	1 LAP	1:08.606	13	1 LAP	1:08.385	85	2 LAPS	1:19.337
			5	51.023	1:07.980	5	52.659	1:08.879	5	53.621	1:08.726

Weather / Track : Bright / Dry

Castle Combe
Circuit Length = 1.8500 miles
Start: 10:57 End: 11:19

Caterham Super Graduates

QUALIFYING - RACE 2 - CLASSIFICATION

POS	NO	CL	NAME	ENTRY	TIME	ON	LAPS	GAP	DIFF	MPH
1	161	Super	Chris ROME	Caterham Seven	1:18.108	10	10			85.26
2	109	Super	Toby BRIANT	Caterham Seven	1:18.353	7	10	0.245	0.245	85.00
3	151	Super	Luke TZOUROU	Caterham Seven	1:18.517	9	10	0.409	0.164	84.82
4	119	Super	Anthony JAFFE	Caterham Seven	1:18.767	7	10	0.659	0.250	84.55
5	124	Super	Reece SOMERFIELD	Caterham Seven	1:18.781	10	10	0.673	0.014	84.53
6	105	Super	Neil SHINNER	Caterham Seven	1:18.861	10	10	0.753	0.080	84.45
7	114	Super	Duncan LEWIS	Caterham Seven	1:18.884	9	10	0.776	0.023	84.42
8	150	Super	Benson EDWARD	Caterham Seven	1:18.915	8	10	0.807	0.031	84.39
9	133	Super	Andrew REDD	Caterham Seven	1:19.228	9	10	1.120	0.313	84.06
10	128	Super	Martin KAY	Caterham Seven	1:19.408	10	10	1.300	0.180	83.87
11	104	Super	Dylan STANLEY	Caterham Seven	1:19.884	5	10	1.776	0.476	83.37
12	120	Super	James POTTER	Caterham Seven	1:19.941	6	10	1.833	0.057	83.31
13	108	Super	Gareth CORDEY	Caterham Seven	1:20.089	8	10	1.981	0.148	83.15
14	155	Super	Andrew SAGAR	Caterham Seven	1:20.141	10	10	2.033	0.052	83.10
15	116	Super	James BATCHELOR	Caterham Seven	1:20.190	6	10	2.082	0.049	83.05
16	113	Super	Sean MIGHALL	Caterham Seven	1:20.202	10	10	2.094	0.012	83.04
17	169	Super	Barry WHITE	Caterham Seven	1:20.350	8	10	2.242	0.148	82.88
18	107	Super	Andy SKINNER	Caterham Seven	1:20.385	9	10	2.277	0.035	82.85
19	112	Super	Stephen HUMPHREYS	Caterham Seven	1:21.114	8	10	3.006	0.729	82.10
20	130	Super	Jonathon MILLER	Caterham Seven	1:21.274	10	10	3.166	0.160	81.94
21	111	Super	Yolande HUMPHREYS	Caterham Seven	1:23.930	6	10	5.822	2.656	79.35

Weather / Track : Cloudy / Damp

These results are provisional until the conclusion of any judicial and technical matters.

Castle Combe

Circuit Length = 1.8500 miles

Start: 09:26 End: 09:43

Clerk of Course :

Timekeeper :

Caterham Super Graduates

QUALIFYING - RACE 2 - LAP ANALYSIS

104	Dylan STANLEY		Super Caterham Seven				
1 -	1:25.659	+ 5.775	9:30:00.347	6 -	1:20.383	+ 0.499	9:36:46.422
2 -	1:21.254	+ 1.370	9:31:21.601	7 -	1:20.445	+ 0.561	9:38:06.867
3 -	1:23.571	+ 3.687	9:32:45.172	8 -	1:20.061	+ 0.177	9:39:26.928
4 -	1:20.983	+ 1.099	9:34:06.155	9 -	1:19.897	+ 0.013	9:40:46.825
5 -	1:19.884		9:35:26.039	10 -	1:20.976	+ 1.092	9:42:07.801
105	Neil SHINNER		Super Caterham Seven				
1 -	1:23.071	+ 4.210	9:29:58.177	6 -	1:18.938	+ 0.077	9:36:38.790
2 -	1:22.040	+ 3.179	9:31:20.217	7 -	1:19.087	+ 0.226	9:37:57.877
3 -	1:20.189	+ 1.328	9:32:40.406	8 -	1:18.897	+ 0.036	9:39:16.774
4 -	1:19.731	+ 0.870	9:34:00.137	9 -	1:19.169	+ 0.308	9:40:35.943
5 -	1:19.715	+ 0.854	9:35:19.852	10 -	1:18.861		9:41:54.804
107	Andy SKINNER		Super Caterham Seven				
1 -	1:24.140	+ 3.755	9:30:11.733	6 -	1:20.967	+ 0.582	9:37:00.585
2 -	1:21.233	+ 0.848	9:31:32.966	7 -	1:20.628	+ 0.243	9:38:21.213
3 -	1:23.916	+ 3.531	9:32:56.882	8 -	1:20.958	+ 0.573	9:39:42.171
4 -	1:21.667	+ 1.282	9:34:18.549	9 -	1:20.385		9:41:02.556
5 -	1:21.069	+ 0.684	9:35:39.618	10 -	1:21.370	+ 0.985	9:42:23.926
108	Gareth CORDEY		Super Caterham Seven				
1 -	1:26.419	+ 6.330	9:30:04.460	6 -	1:21.727	+ 1.638	9:37:00.985
2 -	1:21.733	+ 1.644	9:31:26.193	7 -	1:20.561	+ 0.472	9:38:21.546
3 -	1:28.510	+ 8.421	9:32:54.703	8 -	1:20.089		9:39:41.635
4 -	1:23.416	+ 3.327	9:34:18.119	9 -	1:20.340	+ 0.251	9:41:01.975
5 -	1:21.139	+ 1.050	9:35:39.258	10 -	1:22.219	+ 2.130	9:42:24.194
109	Toby BRIANT		Super Caterham Seven				
1 -	1:23.309	+ 4.956	9:30:01.130	6 -	1:20.909	+ 2.556	9:36:40.349
2 -	1:19.649	+ 1.296	9:31:20.779	7 -	1:18.353		9:37:58.702
3 -	1:19.242	+ 0.889	9:32:40.021	8 -	1:18.451	+ 0.098	9:39:17.153
4 -	1:19.911	+ 1.558	9:33:59.932	9 -	1:18.456	+ 0.103	9:40:35.609
5 -	1:19.508	+ 1.155	9:35:19.440	10 -	1:19.049	+ 0.696	9:41:54.658
111	Yolande HUMPHREYS		Super Caterham Seven				
1 -	1:29.903	+ 5.973	9:30:04.287	6 -	1:23.930		9:37:11.587
2 -	1:26.662	+ 2.732	9:31:30.949	7 -	1:26.881	+ 2.951	9:38:38.468
3 -	1:27.294	+ 3.364	9:32:58.243	8 -	1:24.563	+ 0.633	9:40:03.031
4 -	1:25.253	+ 1.323	9:34:23.496	9 -	1:23.943	+ 0.013	9:41:26.974
5 -	1:24.161	+ 0.231	9:35:47.657	10 -	1:23.953	+ 0.023	9:42:50.927
112	Stephen HUMPHREYS		Super Caterham Seven				
1 -	1:29.615	+ 8.501	9:30:01.053	6 -	1:22.159	+ 1.045	9:37:00.826
2 -	1:24.618	+ 3.504	9:31:25.671	7 -	1:22.194	+ 1.080	9:38:23.020
3 -	1:28.433	+ 7.319	9:32:54.104	8 -	1:21.114		9:39:44.134
4 -	1:22.175	+ 1.061	9:34:16.279	9 -	1:21.431	+ 0.317	9:41:05.565
5 -	1:22.388	+ 1.274	9:35:38.667	10 -	1:21.485	+ 0.371	9:42:27.050
113	Sean MIGHALL		Super Caterham Seven				
1 -	1:26.861	+ 6.659	9:30:02.905	6 -	1:21.053	+ 0.851	9:37:02.111
2 -	1:23.022	+ 2.820	9:31:25.927	7 -	1:21.381	+ 1.179	9:38:23.492
3 -	1:28.340	+ 8.138	9:32:54.267	8 -	1:23.266	+ 3.064	9:39:46.758
4 -	1:22.756	+ 2.554	9:34:17.023	9 -	1:20.270	+ 0.068	9:41:07.028
5 -	1:24.035	+ 3.833	9:35:41.058	10 -	1:20.202		9:42:27.230
114	Duncan LEWIS		Super Caterham Seven				
1 -	1:22.014	+ 3.130	9:30:12.751	6 -	1:19.362	+ 0.478	9:36:56.857
2 -	1:20.310	+ 1.426	9:31:33.061	7 -	1:19.179	+ 0.295	9:38:16.036
3 -	1:22.310	+ 3.426	9:32:55.371	8 -	1:18.967	+ 0.083	9:39:35.003
4 -	1:21.547	+ 2.663	9:34:16.918	9 -	1:18.884		9:40:53.887

Weather / Track : Cloudy / Damp

Castle Combe
Circuit Length = 1.8500 miles
Start: 09:26 End: 09:43

Caterham Super Graduates

QUALIFYING - RACE 2 - LAP ANALYSIS

5 -	1:20.577	+ 1.693	9:35:37.495	10 -	1:20.104	+ 1.220	9:42:13.991
116	James BATCHELOR		Super Caterham Seven				
1 -	1:22.432	+ 2.242	9:30:14.437	6 -	1:20.190		9:37:02.731
2 -	1:20.690	+ 0.500	9:31:35.127	7 -	1:21.111	+ 0.921	9:38:23.842
3 -	1:23.371	+ 3.181	9:32:58.498	8 -	1:21.414	+ 1.224	9:39:45.256
4 -	1:23.594	+ 3.404	9:34:22.092	9 -	1:20.892	+ 0.702	9:41:06.148
5 -	1:20.449	+ 0.259	9:35:42.541	10 -	1:21.979	+ 1.789	9:42:28.127
119	Anthony JAFFE		Super Caterham Seven				
1 -	1:21.538	+ 2.771	9:30:06.790	6 -	1:19.530	+ 0.763	9:36:52.214
2 -	1:21.295	+ 2.528	9:31:28.085	7 -	1:18.767		9:38:10.981
3 -	1:25.385	+ 6.618	9:32:53.470	8 -	1:19.131	+ 0.364	9:39:30.112
4 -	1:19.974	+ 1.207	9:34:13.444	9 -	1:18.931	+ 0.164	9:40:49.043
5 -	1:19.240	+ 0.473	9:35:32.684	10 -	1:19.357	+ 0.590	9:42:08.400
120	James POTTER		Super Caterham Seven				
1 -	1:23.965	+ 4.024	9:30:06.326	6 -	1:19.941		9:36:58.943
2 -	1:25.090	+ 5.149	9:31:31.416	7 -	1:20.856	+ 0.915	9:38:19.799
3 -	1:23.849	+ 3.908	9:32:55.265	8 -	1:23.253	+ 3.312	9:39:43.052
4 -	1:22.242	+ 2.301	9:34:17.507	9 -	1:20.271	+ 0.330	9:41:03.323
5 -	1:21.495	+ 1.554	9:35:39.002	10 -	1:21.256	+ 1.315	9:42:24.579
124	Reece SOMERFIELD		Super Caterham Seven				
1 -	1:22.203	+ 3.422	9:30:10.483	6 -	1:19.489	+ 0.708	9:36:55.774
2 -	1:21.293	+ 2.512	9:31:31.776	7 -	1:19.459	+ 0.678	9:38:15.233
3 -	1:23.053	+ 4.272	9:32:54.829	8 -	1:18.984	+ 0.203	9:39:34.217
4 -	1:21.544	+ 2.763	9:34:16.373	9 -	1:20.595	+ 1.814	9:40:54.812
5 -	1:19.912	+ 1.131	9:35:36.285	10 -	1:18.781		9:42:13.593
128	Martin KAY		Super Caterham Seven				
1 -	1:25.184	+ 5.776	9:30:11.557	6 -	1:22.339	+ 2.931	9:37:13.568
2 -	1:22.234	+ 2.826	9:31:33.791	7 -	1:20.282	+ 0.874	9:38:33.850
3 -	1:25.403	+ 5.995	9:32:59.194	8 -	1:20.056	+ 0.648	9:39:53.906
4 -	1:30.822	+ 11.414	9:34:30.016	9 -	1:19.870	+ 0.462	9:41:13.776
5 -	1:21.213	+ 1.805	9:35:51.229	10 -	1:19.408		9:42:33.184
130	Jonathon MILLER		Super Caterham Seven				
1 -	1:26.817	+ 5.543	9:30:05.771	6 -	1:29.701	+ 8.427	9:37:17.942
2 -	1:27.116	+ 5.842	9:31:32.887	7 -	1:22.059	+ 0.785	9:38:40.001
3 -	1:28.887	+ 7.613	9:33:01.774	8 -	1:22.461	+ 1.187	9:40:02.462
4 -	1:23.490	+ 2.216	9:34:25.264	9 -	1:22.194	+ 0.920	9:41:24.656
5 -	1:22.977	+ 1.703	9:35:48.241	10 -	1:21.274		9:42:45.930
133	Andrew REDD		Super Caterham Seven				
1 -	1:22.894	+ 3.666	9:30:15.464	6 -	1:20.752	+ 1.524	9:37:12.289
2 -	1:20.159	+ 0.931	9:31:35.623	7 -	1:21.264	+ 2.036	9:38:33.553
3 -	1:24.757	+ 5.529	9:33:00.380	8 -	1:19.567	+ 0.339	9:39:53.120
4 -	1:30.505	+ 11.277	9:34:30.885	9 -	1:19.228		9:41:12.348
5 -	1:20.652	+ 1.424	9:35:51.537	10 -	1:19.867	+ 0.639	9:42:32.215
150	Benson EDWARD		Super Caterham Seven				
1 -	1:23.380	+ 4.465	9:30:00.017	6 -	1:20.525	+ 1.610	9:36:50.018
2 -	1:21.096	+ 2.181	9:31:21.113	7 -	1:20.541	+ 1.626	9:38:10.559
3 -	1:26.593	+ 7.678	9:32:47.706	8 -	1:18.915		9:39:29.474
4 -	1:20.840	+ 1.925	9:34:08.546	9 -	1:19.726	+ 0.811	9:40:49.200
5 -	1:20.947	+ 2.032	9:35:29.493	10 -	1:18.956	+ 0.041	9:42:08.156
151	Luke TZOUROU		Super Caterham Seven				
1 -	1:24.506	+ 5.989	9:30:01.960	6 -	1:18.993	+ 0.476	9:36:51.441
2 -	1:20.008	+ 1.491	9:31:21.968	7 -	1:18.553	+ 0.036	9:38:09.994
3 -	1:30.174	+ 11.657	9:32:52.142	8 -	1:19.840	+ 1.323	9:39:29.834

Weather / Track : Cloudy / Damp

Castle Combe
Circuit Length = 1.8500 miles
Start: 09:26 End: 09:43

Caterham Super Graduates

QUALIFYING - RACE 2 - LAP ANALYSIS


4 -	1:20.349	+ 1.832	9:34:12.491	9 -	1:18.517		9:40:48.351
5 -	1:19.957	+ 1.440	9:35:32.448	10 -	1:18.522	+ 0.005	9:42:06.873
155	Andrew SAGAR Super Caterham Seven						
1 -	1:27.291	+ 7.150	9:30:04.691	6 -	1:22.384	+ 2.243	9:37:26.976
2 -	1:22.063	+ 1.922	9:31:26.754	7 -	1:21.456	+ 1.315	9:38:48.432
3 -	1:31.334	+ 11.193	9:32:58.088	8 -	1:21.086	+ 0.945	9:40:09.518
4 -	1:43.050	+ 22.909	9:34:41.138	9 -	1:21.036	+ 0.895	9:41:30.554
5 -	1:23.454	+ 3.313	9:36:04.592	10 -	1:20.141		9:42:50.695
161	Chris ROME Super Caterham Seven						
1 -	1:29.095	+ 10.987	9:30:14.111	6 -	1:19.207	+ 1.099	9:37:07.070
2 -	1:23.796	+ 5.688	9:31:37.907	7 -	1:18.507	+ 0.399	9:38:25.577
3 -	1:30.190	+ 12.082	9:33:08.097	8 -	1:26.028	+ 7.920	9:39:51.605
4 -	1:20.252	+ 2.144	9:34:28.349	9 -	1:18.730	+ 0.622	9:41:10.335
5 -	1:19.514	+ 1.406	9:35:47.863	10 -	1:18.108		9:42:28.443
169	Barry WHITE Super Caterham Seven						
1 -	1:24.345	+ 3.995	9:30:05.890	6 -	1:21.418	+ 1.068	9:37:03.541
2 -	1:25.215	+ 4.865	9:31:31.105	7 -	1:20.417	+ 0.067	9:38:23.958
3 -	1:26.594	+ 6.244	9:32:57.699	8 -	1:20.350		9:39:44.308
4 -	1:21.969	+ 1.619	9:34:19.668	9 -	1:21.461	+ 1.111	9:41:05.769
5 -	1:22.455	+ 2.105	9:35:42.123	10 -	1:22.525	+ 2.175	9:42:28.294

Weather / Track : Cloudy / Damp

Castle Combe
Circuit Length = 1.8500 miles
Start: 09:26 End: 09:43

Caterham Super Graduates

RACE 2 - GRID

ROW 11	1:23.930 111 Yolande HUMPHREYS		
ROW 10		1:21.114 112 Stephen HUMPHREYS	1:21.274 130 Jonathon MILLER
ROW 9	1:20.350 169 Barry WHITE		1:20.385 107 Andy SKINNER
ROW 8		1:20.190 116 James BATCHELOR	1:20.202 113 Sean MIGHALL
ROW 7	1:20.089 108 Gareth CORDEY		1:20.141 155 Andrew SAGAR
ROW 6		1:19.884 104 Dylan STANLEY	1:19.941 120 James POTTER
ROW 5	1:19.228 133 Andrew REDD		1:19.408 128 Martin KAY
ROW 4		1:18.884 114 Duncan LEWIS	1:18.915 150 Benson EDWARD
ROW 3	1:18.781 124 Reece SOMERFIELD		1:18.861 105 Neil SHINNER
ROW 2		1:18.517 151 Luke TZOUROU	1:18.767 119 Anthony JAFFE
ROW 1	1:18.108 161 Chris ROME		1:18.353 109 Toby BRIANT
Pole			
			

Castle Combe
Circuit Length = 1.8500 miles

These results are provisional until the conclusion of any judicial and technical matters.

Clerk of Course :		Timekeeper :
-------------------	--	--------------

Caterham Super Graduates

RACE 2 - CLASSIFICATION

POS	NO	CL	NAME	ENTRY	LAPS	TIME	GAP	DIFF	MPH	BEST	ON
1	105	Super	Neil SHINNER	Caterham Seven	16	21:11.612			83.79	1:17.841	8
2	109	Super	Toby BRIANT	Caterham Seven	16	21:12.164	0.552	0.552	83.76	1:18.367	12
3	124	Super	Reece SOMERFIELD	Caterham Seven	16	21:12.625	1.013	0.461	83.73	1:18.250	12
4	150	Super	Benson EDWARD	Caterham Seven	16	21:12.797	1.185	0.172	83.72	1:17.962	14
5	161	Super	Chris ROME	Caterham Seven	16	21:13.276	1.664	0.479	83.69	1:17.808	8
6	151	Super	Luke TZOUROU	Caterham Seven	16	21:13.426	1.814	0.150	83.68	1:18.350	8
7	104	Super	Dylan STANLEY	Caterham Seven	16	21:13.655	2.043	0.229	83.66	1:18.438	11
8	114	Super	Duncan LEWIS	Caterham Seven	16	21:27.972	16.360	14.317	82.73	1:19.376	7
9	108	Super	Gareth CORDEY	Caterham Seven	16	21:28.599	16.987	0.627	82.69	1:19.405	3
10	119	Super	Anthony JAFFE	Caterham Seven	16	21:28.947	17.335	0.348	82.67	1:18.913	12
11	113	Super	Sean MIGHALL	Caterham Seven	16	21:29.215	17.603	0.268	82.65	1:18.819	12
12	133	Super	Andrew REDD	Caterham Seven	16	21:29.645	18.033	0.430	82.62	1:18.824	13
13	128	Super	Martin KAY	Caterham Seven	16	21:35.817	24.205	6.172	82.23	1:18.729	13
14	155	Super	Andrew SAGAR	Caterham Seven	16	21:37.797	26.185	1.980	82.10	1:19.271	6
15	130	Super	Jonathon MILLER	Caterham Seven	16	21:38.379	26.767	0.582	82.07	1:19.442	16
16	120	Super	James POTTER	Caterham Seven	16	21:39.483	27.871	1.104	82.00	1:18.827	4
17	107	Super	Andy SKINNER	Caterham Seven	16	21:41.604	29.992	2.121	81.86	1:19.401	16
18	111	Super	Yolande HUMPHREYS	Caterham Seven	16	21:59.519	47.907	17.915	80.75	1:20.018	3
19	112	Super	Stephen HUMPHREYS	Caterham Seven	16	21:59.756	48.144	0.237	80.74	1:19.985	4
20	169	Super	Barry WHITE	Caterham Seven	16	22:00.074	48.462	0.318	80.72	1:19.694	4

NOT CLASSIFIED

DNF	116	Super	James BATCHELOR	Caterham Seven	8	10:56.761	8 laps	8 laps	81.12	1:19.374	8
-----	-----	-------	-----------------	----------------	---	-----------	--------	--------	-------	----------	---

FASTEST LAP

161	Super	Chris ROME	Caterham Seven	8	1:17.808	85.59 mph	137.75 kph
-----	-------	------------	----------------	---	----------	-----------	------------

Weather / Track : Bright / Dry

These results are provisional until the conclusion of any judicial and technical matters.

Castle Combe

Circuit Length = 1.8500 miles

Start: 15:11 End: 15:33

Clerk of Course :		Timekeeper :	
-------------------	--	--------------	--

Caterham Super Graduates

RACE 2 - LAP CHART

Lap 1			Lap 2			Lap 3			Lap 4			Lap 5		
No	Behind	Laptime	No	Behind	Laptime	No	Behind	Laptime	No	Behind	Laptime	No	Behind	Laptime
124		1:26.161	124		1:19.121	109		1:18.823	109		1:19.685	109		1:19.613
151	0.208	1:26.369	109	0.619	1:18.592	124	0.157	1:19.599	124	0.211	1:19.739	124	0.183	1:19.585
161	1.114	1:27.275	151	0.705	1:19.618	151	0.320	1:19.057	151	0.564	1:19.929	151	0.425	1:19.474
109	1.148	1:27.309	105	1.010	1:18.560	105	0.560	1:18.992	105	2.187	1:21.312	150	1.255	1:18.574
150	1.537	1:27.698	150	2.869	1:20.453	150	3.150	1:19.723	150	2.294	1:18.829	105	1.424	1:18.850
105	1.571	1:27.732	161	3.039	1:21.046	161	3.213	1:19.616	161	2.760	1:19.232	161	1.674	1:18.527
114	1.909	1:28.070	114	3.192	1:20.404	114	3.866	1:20.116	104	3.071	1:18.829	104	2.323	1:18.865
119	2.260	1:28.421	119	3.760	1:20.621	104	3.927	1:19.273	114	4.195	1:20.014	114	4.452	1:19.870
128	2.715	1:28.876	104	4.096	1:20.081	108	4.489	1:19.405	108	4.418	1:19.614	108	4.683	1:19.878
104	3.136	1:29.297	108	4.526	1:20.233	119	4.683	1:20.365	119	4.851	1:19.853	119	5.417	1:20.179
108	3.414	1:29.575	128	4.708	1:21.114	128	4.789	1:19.523	128	5.476	1:20.372	128	5.689	1:19.826
133	3.831	1:29.992	133	4.892	1:20.182	133	5.136	1:19.686	133	5.735	1:20.284	107	6.677	1:20.338
107	4.903	1:31.064	107	5.715	1:19.933	107	6.005	1:19.732	107	5.952	1:19.632	133	6.997	1:20.875
120	5.500	1:31.661	120	7.193	1:20.814	120	7.161	1:19.410	120	6.303	1:18.827	120	7.554	1:20.864
113	6.160	1:32.321	113	7.643	1:20.604	113	7.628	1:19.427	113	7.572	1:19.629	113	7.988	1:20.029
130	6.460	1:32.621	130	8.179	1:20.840	130	9.474	1:20.737	155	9.463	1:19.467	155	9.355	1:19.505
111	6.820	1:32.981	155	8.488	1:20.353	155	9.681	1:20.635	130	10.854	1:21.065	130	11.400	1:20.159
155	7.256	1:33.417	111	9.208	1:21.509	111	9.784	1:20.018	111	11.632	1:21.533	111	13.119	1:21.100
116	8.271	1:34.432	116	10.549	1:21.399	116	13.261	1:22.154	116	13.472	1:19.896	116	13.406	1:19.547
112	8.599	1:34.760	112	11.116	1:21.638	112	13.949	1:22.275	112	14.249	1:19.985	112	14.863	1:20.227
169	8.972	1:35.133	169	11.551	1:21.700	169	14.645	1:22.536	169	14.654	1:19.694	169	15.131	1:20.090

Weather / Track : Bright / Dry

Castle Combe
Circuit Length = 1.8500 miles
Start: 15:11 End: 15:33

Caterham Super Graduates

RACE 2 - LAP CHART

Lap 6			Lap 7			Lap 8			Lap 9			Lap 10		
No	Behind	Laptime	No	Behind	Laptime	No	Behind	Laptime	No	Behind	Laptime	No	Behind	Laptime
109		1:18.994	109		1:18.977	109		1:18.570	109		1:18.889	109		1:18.683
124	0.431	1:19.242	124	0.276	1:18.822	124	0.202	1:18.496	124	0.182	1:18.869	124	0.203	1:18.704
151	0.639	1:19.208	151	0.593	1:18.931	151	0.373	1:18.350	151	0.388	1:18.904	151	0.443	1:18.738
105	0.863	1:18.433	105	1.409	1:19.523	105	0.680	1:17.841	105	0.975	1:19.184	105	0.996	1:18.704
150	1.424	1:19.163	150	1.622	1:19.175	150	1.249	1:18.197	150	1.258	1:18.898	161	1.626	1:18.506
161	1.672	1:18.992	104	2.225	1:19.216	161	1.656	1:17.808	161	1.803	1:19.036	104	2.454	1:19.159
104	1.986	1:18.657	161	2.418	1:19.723	104	2.406	1:18.751	104	1.978	1:18.461	150	3.760	1:21.185
108	5.223	1:19.534	114	5.831	1:19.376	114	6.903	1:19.642	114	7.712	1:19.698	114	9.131	1:20.102
114	5.432	1:19.974	108	6.146	1:19.900	108	7.172	1:19.596	108	8.624	1:20.341	108	9.842	1:19.901
119	6.574	1:20.151	119	7.082	1:19.485	119	8.330	1:19.818	119	8.792	1:19.351	119	10.092	1:19.983
128	6.978	1:20.283	128	7.333	1:19.332	128	8.429	1:19.666	128	8.890	1:19.350	128	10.820	1:20.613
107	7.321	1:19.638	107	8.083	1:19.739	107	9.266	1:19.753	107	10.052	1:19.675	107	11.115	1:19.746
133	7.484	1:19.481	133	8.330	1:19.823	133	9.497	1:19.737	133	10.262	1:19.654	133	11.283	1:19.704
120	8.338	1:19.778	113	9.393	1:19.945	113	10.067	1:19.244	113	10.522	1:19.344	113	11.892	1:20.053
113	8.425	1:19.431	120	11.317	1:21.956	120	12.975	1:20.228	120	14.884	1:20.798	155	17.831	1:21.321
155	9.632	1:19.271	155	13.401	1:22.746	155	14.507	1:19.676	155	15.193	1:19.575	120	19.001	1:22.800
130	12.788	1:20.382	130	13.909	1:20.098	130	15.285	1:19.946	130	16.136	1:19.740	130	19.521	1:22.068
116	14.623	1:20.211	116	15.394	1:19.748	116	16.198	1:19.374	111	22.359	1:22.546	111	26.248	1:22.572
111	15.087	1:20.962	111	16.394	1:20.284	111	18.702	1:20.878	169	25.357	1:21.197	169	27.361	1:20.687
112	16.501	1:20.632	112	19.652	1:22.128	112	22.541	1:21.459	112	25.882	1:22.230	112	27.984	1:20.785
169	16.878	1:20.741	169	20.078	1:22.177	169	23.049	1:21.541						

Weather / Track : Bright / Dry

Castle Combe
Circuit Length = 1.8500 miles
Start: 15:11 End: 15:33

Caterham Super Graduates

RACE 2 - LAP CHART

Lap 11			Lap 12			Lap 13			Lap 14			Lap 15		
No	Behind	Laptime	No	Behind	Laptime	No	Behind	Laptime	No	Behind	Laptime	No	Behind	Laptime
109		1:19.638	109		1:18.367	109		1:18.506	124		1:18.812	109		1:19.051
151	0.255	1:19.450	124	0.243	1:18.250	124	0.102	1:18.365	109	0.113	1:19.027	105	0.416	1:19.104
124	0.360	1:19.795	151	0.482	1:18.594	151	0.356	1:18.380	151	0.323	1:18.881	124	1.010	1:20.174
161	0.714	1:18.726	161	1.708	1:19.361	105	1.428	1:18.017	105	0.476	1:17.962	151	1.174	1:20.015
105	0.851	1:19.493	105	1.917	1:19.433	161	2.153	1:18.951	150	1.405	1:17.962	150	1.497	1:19.256
104	1.254	1:18.438	104	2.162	1:19.275	150	2.357	1:18.442	161	2.204	1:18.965	161	1.921	1:18.881
150	2.715	1:18.593	150	2.421	1:18.073	104	2.590	1:18.934	104	2.373	1:18.697	104	2.360	1:19.151
114	10.581	1:21.088	114	11.716	1:19.502	114	12.927	1:19.717	114	14.350	1:20.337	114	15.339	1:20.153
119	11.359	1:20.905	119	11.905	1:18.913	119	13.109	1:19.710	119	14.368	1:20.173	108	15.943	1:19.799
108	12.284	1:22.080	108	13.387	1:19.470	108	14.456	1:19.575	108	15.308	1:19.766	119	15.944	1:20.740
113	13.215	1:20.961	113	13.667	1:18.819	113	14.673	1:19.512	113	15.440	1:19.681	113	16.573	1:20.297
133	13.777	1:22.132	133	14.849	1:19.439	133	15.167	1:18.824	133	16.308	1:20.055	133	17.001	1:19.857
128	15.351	1:24.169	128	16.039	1:19.055	128	16.262	1:18.729	128	20.904	1:23.556	128	22.231	1:20.491
155	19.623	1:21.430	155	20.930	1:19.674	155	22.509	1:20.085	155	23.604	1:20.009	155	25.618	1:21.178
120	20.075	1:20.712	120	21.823	1:20.115	130	23.358	1:19.622	130	24.007	1:19.563	130	26.213	1:21.370
130	20.828	1:20.945	130	22.242	1:19.781	120	23.883	1:20.566	120	24.816	1:19.847	120	26.719	1:21.067
107	23.266	1:31.789	107	25.589	1:20.690	107	27.568	1:20.485	107	29.023	1:20.369	107	29.479	1:19.620
111	29.218	1:22.608	111	32.697	1:21.846	111	36.848	1:22.657	112	39.114	1:21.006	111	43.382	1:22.918
112	29.876	1:21.530	112	32.940	1:21.431	112	37.022	1:22.588	111	39.628	1:21.694	112	43.536	1:23.586
169	29.999	1:22.276	169	33.202	1:21.570	169	37.282	1:22.586	169	39.805	1:21.437	169	43.662	1:23.021

Weather / Track : Bright / Dry

Castle Combe
Circuit Length = 1.8500 miles
Start: 15:11 End: 15:33

Caterham Super Graduates

RACE 2 - LAP CHART

Lap 16		
No	Behind	Laptime
105		1:18.472
109	0.552	1:19.440
124	1.013	1:18.891
150	1.185	1:18.576
161	1.664	1:18.631
151	1.814	1:19.528
104	2.043	1:18.571
114	16.360	1:19.909
108	16.987	1:19.932
119	17.335	1:20.279
113	17.603	1:19.918
133	18.033	1:19.920
128	24.205	1:20.862
155	26.185	1:19.455
130	26.767	1:19.442
120	27.871	1:20.040
107	29.992	1:19.401
111	47.907	1:23.413
112	48.144	1:23.496
169	48.462	1:23.688

Weather / Track : Bright / Dry

Castle Combe
Circuit Length = 1.8500 miles
Start: 15:11 End: 15:33

Caterham Classic & Sigma Graduates

QUALIFYING - RACE 4 - CLASSIFICATION

POS	NO	CL	NAME	ENTRY	TIME	ON	LAPS	GAP	DIFF	MPH
1	177	Sigm:	Ian ANDERSON	Caterham Seven	1:20.430	6	10			82.80
2	178	Sigm:	Peter MULLINEUX	Caterham Seven	1:20.794	9	10	0.364	0.364	82.43
3	173	Sigm:	Ian DYBLE	Caterham Seven	1:21.059	8	10	0.629	0.265	82.16
4	172	Sigm:	John GIL	Caterham Seven	1:21.314	4	10	0.884	0.255	81.90
5	192	Sigm:	Bill SCOTT	Caterham Seven	1:21.912	10	10	1.482	0.598	81.30
6	199	Sigm:	Nick DYER	Caterham Seven	1:22.973	9	10	2.543	1.061	80.26
7	73	Clas	John PARKER	Caterham Seven	1:23.561	9	9	3.131	0.588	79.70
8	98	Clas	James RUSSELL	Caterham Seven	1:24.168	3	9	3.738	0.607	79.12
9	88	Clas	Amanda BLACK	Caterham Seven	1:24.352	9	10	3.922	0.184	78.95
10	92	Clas	James CARVEY	Caterham Seven	1:24.411	9	10	3.981	0.059	78.90
11	89	Clas	Paul HAWKER	Caterham Seven	1:24.616	9	9	4.186	0.205	78.70
12	76	Clas	Trevor HARBER	Caterham Seven	1:24.849	10	10	4.419	0.233	78.49
13	81	Clas	Stu THOMPSON	Caterham Seven	1:25.194	8	10	4.764	0.345	78.17
14	85	Clas	Stuart HIGGINS	Caterham Seven	1:25.630	8	10	5.200	0.436	77.77
15	96	Clas	Colin JARDINE	Caterham Seven	1:25.673	9	9	5.243	0.043	77.73
16	86	Clas	Darren GRAINGER	Caterham Seven	1:26.690	6	9	6.260	1.017	76.82
17	79	Clas	Pete CANNARD	Caterham Seven	1:27.557	7	9	7.127	0.867	76.06
18	84	Clas	Sheila MARSHALL	Caterham Seven	1:30.384	8	9	9.954	2.827	73.68

Weather / Track : Cloudy / Damp
 These results are provisional until the conclusion of any judicial and technical matters.

Castle Combe
 Circuit Length = 1.8500 miles
 Start: 09:49 End: 10:05

Clerk of Course :		Timekeeper :
-------------------	--	--------------

Caterham Classic & Sigma Graduates

QUALIFYING - RACE 4 - LAP ANALYSIS

73	John PARKER		Clas Caterham Seven				
1 -	1:26.231	+ 2.670	9:53:09.711	6 -	1:24.123	+ 0.562	10:00:16.407
2 -	1:24.779	+ 1.218	9:54:34.490	7 -	1:34.190	+ 10.629	10:01:50.597
3 -	1:25.079	+ 1.518	9:55:59.569	8 -	1:30.113	+ 6.552	10:03:20.710
4 -	1:24.488	+ 0.927	9:57:24.057	9 -	1:23.561		10:04:44.271
5 -	1:28.227	+ 4.666	9:58:52.284				
76	Trevor HARBER		Clas Caterham Seven				
1 -	1:29.665	+ 4.816	9:52:40.290	6 -	1:27.768	+ 2.919	9:59:55.512
2 -	1:27.141	+ 2.292	9:54:07.431	7 -	1:24.964	+ 0.115	10:01:20.476
3 -	1:27.821	+ 2.972	9:55:35.252	8 -	1:25.127	+ 0.278	10:02:45.603
4 -	1:26.597	+ 1.748	9:57:01.849	9 -	1:26.272	+ 1.423	10:04:11.875
5 -	1:25.895	+ 1.046	9:58:27.744	10 -	1:24.849		10:05:36.724
79	Pete CANNARD		Clas Caterham Seven				
1 -	1:32.233	+ 4.676	9:52:49.812	6 -	1:27.674	+ 0.117	10:00:11.082
2 -	1:29.335	+ 1.778	9:54:19.147	7 -	1:27.557		10:01:38.639
3 -	1:28.496	+ 0.939	9:55:47.643	8 -	1:28.440	+ 0.883	10:03:07.079
4 -	1:27.693	+ 0.136	9:57:15.336	9 -	1:28.689	+ 1.132	10:04:35.768
5 -	1:28.072	+ 0.515	9:58:43.408				
81	Stu THOMPSON		Clas Caterham Seven				
1 -	1:29.628	+ 4.434	9:52:42.058	6 -	1:27.355	+ 2.161	9:59:56.089
2 -	1:27.289	+ 2.095	9:54:09.347	7 -	1:25.403	+ 0.209	10:01:21.492
3 -	1:26.726	+ 1.532	9:55:36.073	8 -	1:25.194		10:02:46.686
4 -	1:26.634	+ 1.440	9:57:02.707	9 -	1:26.925	+ 1.731	10:04:13.611
5 -	1:26.027	+ 0.833	9:58:28.734	10 -	1:25.549	+ 0.355	10:05:39.160
84	Sheila MARSHALL		Clas Caterham Seven				
1 -	1:31.744	+ 1.360	9:53:09.505	6 -	1:31.729	+ 1.345	10:00:46.273
2 -	1:31.400	+ 1.016	9:54:40.905	7 -	1:31.049	+ 0.665	10:02:17.322
3 -	1:31.026	+ 0.642	9:56:11.931	8 -	1:30.384		10:03:47.706
4 -	1:30.954	+ 0.570	9:57:42.885	9 -	1:30.749	+ 0.365	10:05:18.455
5 -	1:31.659	+ 1.275	9:59:14.544				
85	Stuart HIGGINS		Clas Caterham Seven				
1 -	1:29.830	+ 4.200	9:52:40.776	6 -	1:26.024	+ 0.394	9:59:54.068
2 -	1:27.192	+ 1.562	9:54:07.968	7 -	1:26.024	+ 0.394	10:01:20.092
3 -	1:26.846	+ 1.216	9:55:34.814	8 -	1:25.630		10:02:45.722
4 -	1:26.468	+ 0.838	9:57:01.282	9 -	1:25.783	+ 0.153	10:04:11.505
5 -	1:26.762	+ 1.132	9:58:28.044	10 -	1:27.361	+ 1.731	10:05:38.866
86	Darren GRAINGER		Clas Caterham Seven				
1 -	1:31.804	+ 5.114	9:52:52.289	6 -	1:26.690		10:00:11.841
2 -	1:29.410	+ 2.720	9:54:21.699	7 -	1:27.134	+ 0.444	10:01:38.975
3 -	1:28.264	+ 1.574	9:55:49.963	8 -	1:28.394	+ 1.704	10:03:07.369
4 -	1:27.499	+ 0.809	9:57:17.462	9 -	1:28.935	+ 2.245	10:04:36.304
5 -	1:27.689	+ 0.999	9:58:45.151				
88	Amanda BLACK		Clas Caterham Seven				
1 -	1:26.420	+ 2.068	9:53:01.215	6 -	1:24.678	+ 0.326	10:00:05.709
2 -	1:25.196	+ 0.844	9:54:26.411	7 -	1:24.538	+ 0.186	10:01:30.247
3 -	1:24.553	+ 0.201	9:55:50.964	8 -	1:24.462	+ 0.110	10:02:54.709
4 -	1:25.117	+ 0.765	9:57:16.081	9 -	1:24.352		10:04:19.061
5 -	1:24.950	+ 0.598	9:58:41.031	10 -	1:25.059	+ 0.707	10:05:44.120
89	Paul HAWKER		Clas Caterham Seven				
1 -	1:30.993	+ 6.377	9:53:08.007	6 -	1:25.437	+ 0.821	10:00:15.344
2 -	1:26.988	+ 2.372	9:54:34.995	7 -	1:33.968	+ 9.352	10:01:49.312
3 -	1:25.325	+ 0.709	9:56:00.320	8 -	1:25.644	+ 1.028	10:03:14.956
4 -	1:24.676	+ 0.060	9:57:24.996	9 -	1:24.616		10:04:39.572

Weather / Track : Cloudy / Damp

Castle Combe
Circuit Length = 1.8500 miles
Start: 09:49 End: 10:05

Caterham Classic & Sigma Graduates

QUALIFYING - RACE 4 - LAP ANALYSIS

5 -	1:24.911	+ 0.295	9:58:49.907			
92	James CARVEY		Clas Caterham Seven			
1 -	1:24.921	+ 0.510	9:52:23.272	6 -	1:25.133	+ 0.722 9:59:39.197
2 -	1:24.938	+ 0.527	9:53:48.210	7 -	1:25.058	+ 0.647 10:01:04.255
3 -	1:35.405	+ 10.994	9:55:23.615	8 -	1:24.564	+ 0.153 10:02:28.819
4 -	1:25.022	+ 0.611	9:56:48.637	9 -	1:24.411	10:03:53.230
5 -	1:25.427	+ 1.016	9:58:14.064	10 -	1:25.980	+ 1.569 10:05:19.210
96	Colin JARDINE		Clas Caterham Seven			
1 -	1:32.645	+ 6.972	9:52:49.621	6 -	1:26.589	+ 0.916 10:00:09.549
2 -	1:29.255	+ 3.582	9:54:18.876	7 -	1:36.951	+ 11.278 10:01:46.500
3 -	1:28.202	+ 2.529	9:55:47.078	8 -	1:34.491	+ 8.818 10:03:20.991
4 -	1:27.629	+ 1.956	9:57:14.707	9 -	1:25.673	10:04:46.664
5 -	1:28.253	+ 2.580	9:58:42.960			
98	James RUSSELL		Clas Caterham Seven			
1 -	1:25.074	+ 0.906	9:52:23.868	6 -	1:43.020	+ 18.852 9:59:57.315
2 -	1:24.653	+ 0.485	9:53:48.521	7 -	1:24.705	+ 0.537 10:01:22.020
3 -	1:24.168		9:55:12.689	8 -	1:24.875	+ 0.707 10:02:46.895
4 -	1:24.754	+ 0.586	9:56:37.443	9 -	1:25.436	+ 1.268 10:04:12.331
5 -	1:36.852	+ 12.684	9:58:14.295			
172	John GIL		Sigma Caterham Seven			
1 -	1:25.466	+ 4.152	9:52:18.612	6 -	1:22.029	+ 0.715 9:59:08.793
2 -	1:23.490	+ 2.176	9:53:42.102	7 -	1:22.166	+ 0.852 10:00:30.959
3 -	1:21.748	+ 0.434	9:55:03.850	8 -	1:22.024	+ 0.710 10:01:52.983
4 -	1:21.314		9:56:25.164	9 -	1:22.282	+ 0.968 10:03:15.265
5 -	1:21.600	+ 0.286	9:57:46.764	10 -	1:21.625	+ 0.311 10:04:36.890
173	Ian DYBLE		Sigma Caterham Seven			
1 -	1:23.906	+ 2.847	9:52:20.310	6 -	1:22.051	+ 0.992 9:59:15.826
2 -	1:26.609	+ 5.550	9:53:46.919	7 -	1:21.766	+ 0.707 10:00:37.592
3 -	1:22.675	+ 1.616	9:55:09.594	8 -	1:21.059	10:01:58.651
4 -	1:21.859	+ 0.800	9:56:31.453	9 -	1:21.340	+ 0.281 10:03:19.991
5 -	1:22.322	+ 1.263	9:57:53.775	10 -	1:28.318	+ 7.259 10:04:48.309
177	Ian ANDERSON		Sigma Caterham Seven			
1 -	1:23.272	+ 2.842	9:52:19.556	6 -	1:20.430	9:59:04.910
2 -	1:21.805	+ 1.375	9:53:41.361	7 -	1:20.544	+ 0.114 10:00:25.454
3 -	1:21.390	+ 0.960	9:55:02.751	8 -	1:21.570	+ 1.140 10:01:47.024
4 -	1:20.828	+ 0.398	9:56:23.579	9 -	1:20.490	+ 0.060 10:03:07.514
5 -	1:20.901	+ 0.471	9:57:44.480	10 -	1:20.491	+ 0.061 10:04:28.005
178	Peter MULLINEUX		Sigma Caterham Seven			
1 -	1:23.863	+ 3.069	9:52:20.653	6 -	1:22.303	+ 1.509 9:59:15.577
2 -	1:27.271	+ 6.477	9:53:47.924	7 -	1:21.612	+ 0.818 10:00:37.189
3 -	1:21.925	+ 1.131	9:55:09.849	8 -	1:22.183	+ 1.389 10:01:59.372
4 -	1:21.908	+ 1.114	9:56:31.757	9 -	1:20.794	10:03:20.166
5 -	1:21.517	+ 0.723	9:57:53.274	10 -	1:21.127	+ 0.333 10:04:41.293
192	Bill SCOTT		Sigma Caterham Seven			
1 -	1:24.704	+ 2.792	9:52:20.034	6 -	1:23.088	+ 1.176 9:59:28.127
2 -	1:33.509	+ 11.597	9:53:53.543	7 -	1:23.397	+ 1.485 10:00:51.524
3 -	1:24.576	+ 2.664	9:55:18.119	8 -	1:24.762	+ 2.850 10:02:16.286
4 -	1:23.750	+ 1.838	9:56:41.869	9 -	1:22.641	+ 0.729 10:03:38.927
5 -	1:23.170	+ 1.258	9:58:05.039	10 -	1:21.912	10:05:00.839
199	Nick DYER		Sigma Caterham Seven			
1 -	1:24.880	+ 1.907	9:52:22.877	6 -	1:23.076	+ 0.103 9:59:22.041
2 -	1:24.827	+ 1.854	9:53:47.704	7 -	1:23.417	+ 0.444 10:00:45.458
3 -	1:24.542	+ 1.569	9:55:12.246	8 -	1:23.363	+ 0.390 10:02:08.821

Weather / Track : Cloudy / Damp

Castle Combe
Circuit Length = 1.8500 miles
Start: 09:49 End: 10:05

Caterham Classic & Sigma Graduates
QUALIFYING - RACE 4 - LAP ANALYSIS


4 -	1:23.163	+ 0.190	9:56:35.409	9 -	1:22.973		10:03:31.794
5 -	1:23.556	+ 0.583	9:57:58.965	10 -	1:23.515	+ 0.542	10:04:55.309

Weather / Track : Cloudy / Damp

Castle Combe
Circuit Length = 1.8500 miles
Start: 09:49 End: 10:05

Caterham Classic & Sigma Graduates

RACE 4 - GRID

ROW 10	1:27.557 79 Pete CANNARD	1:30.384 84 Sheila MARSHALL
ROW 9	1:25.673 96 Colin JARDINE	1:26.690 86 Darren GRAINGER
ROW 8	1:25.194 81 Stu THOMPSON	1:25.630 85 Stuart HIGGINS
ROW 7	1:24.616 89 Paul HAWKER	1:24.849 76 Trevor HARBER
ROW 6	1:24.352 88 Amanda BLACK	1:24.411 92 James CARVEY
ROW 5	1:23.561 73 John PARKER	1:24.168 98 James RUSSELL
ROW 4		
ROW 3	1:21.912 192 Bill SCOTT	1:22.973 199 Nick DYER
ROW 2	1:21.059 173 Ian DYBLE	1:21.314 172 John GIL
ROW 1	1:20.430 177 Ian ANDERSON	1:20.794 178 Peter MULLINEUX
Pole		
		

Castle Combe
Circuit Length = 1.8500 miles

These results are provisional until the conclusion of any judicial and technical matters.

Clerk of Course :		Timekeeper :
-------------------	--	--------------

Caterham Classic & Sigma Graduates

RACE 4 - CLASSIFICATION

POS	NO	CL	NAME	ENTRY	LAPS	TIME	GAP	DIFF	MPH	BEST	ON
1	172	Sigm:	John GIL	Caterham Seven	15	20:38.731			80.64	1:20.698	7
2	177	Sigm:	Ian ANDERSON	Caterham Seven	15	20:38.867	0.136	0.136	80.63	1:19.570	11
3	178	Sigm:	Peter MULLINEUX	Caterham Seven	15	20:39.049	0.318	0.182	80.62	1:20.994	5
4	173	Sigm:	Ian DYBLE	Caterham Seven	15	20:39.367	0.636	0.318	80.60	1:21.431	15
5	73	Clas	John PARKER	Caterham Seven	15	21:23.734	45.003	44.367	77.82	1:23.939	14
6	92	Clas	James CARVEY	Caterham Seven	15	21:26.864	48.133	3.130	77.63	1:23.934	13
7	88	Clas	Amanda BLACK	Caterham Seven	15	21:28.279	49.548	1.415	77.54	1:23.856	12
8	76	Clas	Trevor HARBER	Caterham Seven	15	21:29.240	50.509	0.961	77.48	1:23.701	10
9	89	Clas	Paul HAWKER	Caterham Seven	15	21:32.356	53.625	3.116	77.30	1:23.997	9
10	199	Sigm:	Nick DYER	Caterham Seven	15	21:47.710	1:08.979	15.354	76.39	1:22.271	3
11	81	Clas	Stu THOMPSON	Caterham Seven	15	21:51.440	1:12.709	3.730	76.17	1:25.006	10
12	85	Clas	Stuart HIGGINS	Caterham Seven	15	21:51.631	1:12.900	0.191	76.16	1:25.122	9
13	96	Clas	Colin JARDINE	Caterham Seven	15	21:58.492	1:19.761	6.861	75.76	1:24.677	11
14	79	Clas	Pete CANNARD	Caterham Seven	14	20:45.530	1 lap	1 lap	74.86	1:26.552	7
15	86	Clas	Darren GRAINGER	Caterham Seven	14	21:13.886	1 lap	28.356	73.19	1:26.761	4
16	84	Clas	Sheila MARSHALL	Caterham Seven	14	21:59.266	1 lap	45.380	70.67	1:31.390	3
NOT CLASSIFIED											
DNF	192	Sigm:	Bill SCOTT	Caterham Seven	13	18:24.400	2 laps	1 lap	78.39	1:21.420	7
DNF	98	Clas	James RUSSELL	Caterham Seven	0						
FASTEST LAP											
	177	Sigm:	Ian ANDERSON	Caterham Seven	11	1:19.570			83.70 mph	134.70 kph	
	76	Clas	Trevor HARBER	Caterham Seven	10	1:23.701			79.56 mph	128.05 kph	

Weather / Track : Cloudy / Dry

These results are provisional until the conclusion of any judicial and technical matters.

Castle Combe

Circuit Length = 1.8500 miles

Start: 16:24 End: 16:46

Clerk of Course :	Timekeeper :
-------------------	--------------

Caterham Sigma Graduates

RACE 4 - CLASSIFICATION

POS	NO	CL NAME	ENTRY	LAPS	TIME	GAP	DIFF	MPH	BEST	ON
1	172	Sigm: John GIL	Caterham Seven	15	20:38.731			80.64	1:20.698	7
2	177	Sigm: Ian ANDERSON	Caterham Seven	15	20:38.867	0.136	0.136	80.63	1:19.570	11
3	178	Sigm: Peter MULLINEUX	Caterham Seven	15	20:39.049	0.318	0.182	80.62	1:20.994	5
4	173	Sigm: Ian DYBLE	Caterham Seven	15	20:39.367	0.636	0.318	80.60	1:21.431	15
5	199	Sigm: Nick DYER	Caterham Seven	15	21:47.710	1:08.979	1:08.343	76.39	1:22.271	3
NOT CLASSIFIED										
DNF	192	Sigm: Bill SCOTT	Caterham Seven	13	18:24.400	2 laps	2 laps	78.39	1:21.420	7
FASTEST LAP										
	177	Sigm: Ian ANDERSON	Caterham Seven	11	1:19.570			83.70 mph	134.70 kph	

Weather / Track : Cloudy / Dry

These results are provisional until the conclusion of any judicial and technical matters.

Castle Combe
 Circuit Length = 1.8500 miles
 Start: 16:24 End: 16:46

Clerk of Course :		Timekeeper :
-------------------	--	--------------

Caterham Classic Graduates

RACE 4 - CLASSIFICATION

POS	NO	CL	NAME	ENTRY	LAPS	TIME	GAP	DIFF	MPH	BEST	ON	
1	73	Clas	John PARKER	Caterham Seven	15	21:23.734			77.82	1:23.939	14	
2	92	Clas	James CARVEY	Caterham Seven	15	21:26.864	3.130	3.130	77.63	1:23.934	13	
3	88	Clas	Amanda BLACK	Caterham Seven	15	21:28.279	4.545	1.415	77.54	1:23.856	12	
4	76	Clas	Trevor HARBER	Caterham Seven	15	21:29.240	5.506	0.961	77.48	1:23.701	10	
5	89	Clas	Paul HAWKER	Caterham Seven	15	21:32.356	8.622	3.116	77.30	1:23.997	9	
6	81	Clas	Stu THOMPSON	Caterham Seven	15	21:51.440	27.706	19.084	76.17	1:25.006	10	
7	85	Clas	Stuart HIGGINS	Caterham Seven	15	21:51.631	27.897	0.191	76.16	1:25.122	9	
8	96	Clas	Colin JARDINE	Caterham Seven	15	21:58.492	34.758	6.861	75.76	1:24.677	11	
9	79	Clas	Pete CANNARD	Caterham Seven	14	20:45.530	1 lap	1 lap	74.86	1:26.552	7	
10	86	Clas	Darren GRAINGER	Caterham Seven	14	21:13.886	1 lap		28.356	73.19	1:26.761	4
11	84	Clas	Sheila MARSHALL	Caterham Seven	14	21:59.266	1 lap		45.380	70.67	1:31.390	3
NOT CLASSIFIED												
DNF	98	Clas	James RUSSELL	Caterham Seven	0							
FASTEST LAP												
76	Clas	Trevor HARBER	Caterham Seven	10	1:23.701	79.56 mph	128.05 kph					

Weather / Track : Cloudy / Dry

These results are provisional until the conclusion of any judicial and technical matters.

Castle Combe
Circuit Length = 1.8500 miles
Start: 16:24 End: 16:46

Clerk of Course :	Timekeeper :
-------------------	--------------

Caterham Classic & Sigma Graduates

RACE 4 - LAP CHART

Lap 1			Lap 2			Lap 3			Lap 4			Lap 5		
No	Behind	Laptime	No	Behind	Laptime	No	Behind	Laptime	No	Behind	Laptime	No	Behind	Laptime
177		1:29.127	178		1:21.632	173		1:22.073	192		1:22.265	178		1:20.994
178	0.533	1:29.660	177	0.184	1:22.349	178	0.128	1:23.108	173	0.387	1:22.901	192	0.601	1:22.188
173	0.982	1:30.109	173	0.907	1:22.090	192	0.249	1:22.180	178	0.593	1:22.979	173	0.936	1:22.136
192	1.198	1:30.325	192	1.049	1:22.016	172	1.256	1:21.729	199	1.979	1:22.403	172	2.936	1:22.259
172	1.451	1:30.578	172	2.507	1:23.221	199	2.090	1:22.271	172	2.264	1:23.522	177	11.731	1:21.565
199	1.879	1:31.006	199	2.799	1:23.085	177	13.624	1:36.420	177	11.753	1:20.643	73	21.379	1:25.102
73	11.717	1:40.844	73	14.115	1:24.563	73	15.863	1:24.728	73	17.864	1:24.515	89	24.245	1:25.360
89	12.286	1:41.413	89	15.467	1:25.346	89	17.650	1:25.163	89	20.472	1:25.336	92	24.387	1:24.662
92	12.984	1:42.111	92	15.852	1:25.033	92	17.799	1:24.927	76	21.115	1:25.510	76	24.585	1:25.057
88	13.534	1:42.661	76	16.011	1:24.409	76	18.119	1:25.088	92	21.312	1:26.027	88	25.532	1:24.997
76	13.767	1:42.894	88	16.502	1:25.133	88	18.961	1:25.439	88	22.122	1:25.675	199	28.729	1:48.337 P
81	15.954	1:45.081	81	21.175	1:27.386	85	24.957	1:26.652	85	28.761	1:26.318	85	33.158	1:25.984
86	16.519	1:45.646	85	21.285	1:26.778	81	25.877	1:27.682	81	30.063	1:26.700	81	34.992	1:26.516
85	16.672	1:45.799	86	21.533	1:27.179	96	26.032	1:27.052	96	30.352	1:26.834	96	35.454	1:26.689
79	17.670	1:46.797	96	21.960	1:26.199	86	26.398	1:27.845	86	30.645	1:26.761	86	35.876	1:26.818
96	17.926	1:47.053	79	22.817	1:27.312	79	27.160	1:27.323	79	31.354	1:26.708	79	36.958	1:27.191
84	20.629	1:49.756	84	30.078	1:31.614	84	38.488	1:31.390	84	47.614	1:31.640	84	59.167	1:33.140

Weather / Track : Cloudy / Dry

Castle Combe
Circuit Length = 1.8500 miles
Start: 16:24 End: 16:46

Caterham Classic & Sigma Graduates

RACE 4 - LAP CHART

Lap 6			Lap 7			Lap 8			Lap 9			Lap 10		
No	Behind	Laptime	No	Behind	Laptime	No	Behind	Laptime	No	Behind	Laptime	No	Behind	Laptime
178		1:22.079	178		1:21.730	192		1:22.030	173		1:22.948	173		1:21.493
192	0.351	1:21.829	192	0.041	1:21.420	178	0.323	1:22.394	172	0.415	1:23.143	172	0.163	1:21.241
173	0.717	1:21.860	173	0.512	1:21.525	173	1.191	1:22.750	178	0.964	1:24.780	178	0.654	1:21.183
172	1.872	1:21.015	172	0.840	1:20.698	172	1.411	1:22.642	177	5.946	1:20.642	177	4.654	1:20.201
177	11.201	1:21.549	177	10.920	1:21.449	177	9.443	1:20.594	84	1 LAP	1:34.757	192	11.804	1:22.722
73	24.113	1:24.813	73	27.139	1:24.756	73	29.439	1:24.371	192	10.575	1:34.714	84	1 LAP	1:34.060
89	27.705	1:25.539	92	30.972	1:24.883	92	33.603	1:24.702	73	29.416	1:24.116	73	32.611	1:24.688
92	27.819	1:25.511	76	31.634	1:25.385	89	34.556	1:24.804	92	33.647	1:24.183	92	36.358	1:24.204
76	27.979	1:25.473	89	31.823	1:25.848	76	34.714	1:25.151	89	34.414	1:23.997	76	36.782	1:23.701
88	28.337	1:24.884	88	32.453	1:25.846	88	35.217	1:24.835	76	34.574	1:23.999	89	38.065	1:25.144
85	37.405	1:26.326	85	41.821	1:26.146	85	45.285	1:25.535	88	35.097	1:24.019	88	38.210	1:24.606
81	39.466	1:26.553	81	43.375	1:25.639	81	46.611	1:25.307	85	46.268	1:25.122	85	49.973	1:25.198
96	39.741	1:26.366	96	43.809	1:25.798	96	47.540	1:25.802	81	47.769	1:25.297	81	51.282	1:25.006
86	40.805	1:27.008	86	45.955	1:26.880	86	51.181	1:27.297	96	48.597	1:25.196	96	52.130	1:25.026
79	42.254	1:27.375	79	47.076	1:26.552	79	51.824	1:26.819	79	55.586	1:27.901	199	1:01.725	1:23.765
199	49.898	1:43.248 P	199	51.818	1:23.650	199	59.653	1:29.906	199	59.453	1:23.939	79	1:02.491	1:28.398
84	1:09.366	1:32.278	84	1:19.624	1:31.988				86	1:09.405	1:42.363	86	1:18.306	1:30.394

Weather / Track : Cloudy / Dry

Castle Combe
Circuit Length = 1.8500 miles
Start: 16:24 End: 16:46

Caterham Classic & Sigma Graduates

RACE 4 - LAP CHART

Lap 11			Lap 12			Lap 13			Lap 14			Lap 15		
No	Behind	Laptime	No	Behind	Laptime	No	Behind	Laptime	No	Behind	Laptime	No	Behind	Laptime
172		1:22.293	172		1:21.284	172		1:21.653	177		1:21.515	172		1:21.454
173	0.163	1:22.619	173	0.447	1:21.568	177	0.239	1:21.146	172	0.245	1:21.999	177	0.136	1:21.835
178	0.345	1:22.147	177	0.746	1:20.262	173	0.700	1:21.906	178	0.486	1:21.217	178	0.318	1:21.531
177	1.768	1:19.570	178	0.999	1:21.938	178	1.023	1:21.677	173	0.904	1:21.958	173	0.636	1:21.431
192	12.215	1:22.867	86	1 LAP	1:31.789	86	1 LAP	1:31.180	86	1 LAP	1:30.891	79	1 LAP	1:28.789
84	1 LAP	1:32.264	192	13.393	1:22.462	192	29.122	1:37.382	73	42.416	1:23.939	86	1 LAP	1:31.835
73	34.337	1:24.182	73	37.808	1:24.755	73	40.231	1:24.076	92	45.838	1:24.155	73	45.003	1:24.286
92	38.346	1:24.444	92	41.156	1:24.094	92	43.437	1:23.934	88	47.351	1:23.872	92	48.133	1:23.994
76	38.994	1:24.668	76	42.307	1:24.597	76	44.856	1:24.202	76	47.661	1:24.559	88	49.548	1:23.896
88	40.419	1:24.665	88	42.991	1:23.856	88	45.233	1:23.895	89	50.061	1:25.096	76	50.509	1:24.547
89	40.899	1:25.290	89	43.706	1:24.091	89	46.719	1:24.666	199	1:07.096	1:23.308	89	53.625	1:25.263
85	53.310	1:25.793	84	1 LAP	1:36.657	84	1 LAP	1:32.774	81	1:07.518	1:26.856	199	1:08.979	1:23.582
81	53.938	1:25.112	81	58.211	1:25.557	81	1:02.416	1:25.858	85	1:07.593	1:26.796	81	1:12.709	1:26.890
96	54.351	1:24.677	85	58.452	1:26.426	85	1:02.551	1:25.752	84	1 LAP	1:35.421	85	1:12.900	1:27.006
199	1:02.584	1:23.315	96	58.877	1:25.810	199	1:05.542	1:22.785	96	1:14.379	1:26.847	96	1:19.761	1:27.081
79	1:07.519	1:27.484	199	1:04.410	1:23.110	96	1:09.286	1:32.062				84	1 LAP	1:31.527
			79	1:14.614	1:28.379	79	1:21.463	1:28.502						

Weather / Track : Cloudy / Dry

Castle Combe
Circuit Length = 1.8500 miles
Start: 16:24 End: 16:46

Caterham Mega Graduates

QUALIFYING - RACE 6 - CLASSIFICATION

POS	NO	CL	NAME	ENTRY	TIME	ON	LAPS	GAP	DIFF	MPH
1	2	Mega	Myles PACKMAN	Caterham Seven	1:16.104	6	11			87.51
2	5	Mega	Martin AMISON	Caterham Seven	1:16.581	2	11	0.477	0.477	86.96
3	6	Mega	Trevor CARVEY	Caterham Seven	1:16.824	5	10	0.720	0.243	86.69
4	50	Mega	Declan DOLAN	Caterham Seven	1:16.828	6	11	0.724	0.004	86.68
5	19	Mega	Paul ALLEN	Caterham Seven	1:16.847	9	10	0.743	0.019	86.66
6	17	Mega	Paul MANYWEATHERS	Caterham Seven	1:17.354	8	10	1.250	0.507	86.09
7	4	Mega	Nick HARYETT	Caterham Seven	1:17.375	11	11	1.271	0.021	86.07
8	7	Mega	Nick FROST	Caterham Seven	1:17.418	10	11	1.314	0.043	86.02
9	56	Mega	Brett RAY	Caterham Seven	1:17.452	11	11	1.348	0.034	85.98
10	20	Mega	Mick WHITEHEAD	Caterham Seven	1:17.615	6	10	1.511	0.163	85.80
11	10	Mega	Nigel SMITH	Caterham Seven	1:17.784	8	11	1.680	0.169	85.62
12	36	Mega	Joanna JAMES	Caterham Seven	1:18.305	10	10	2.201	0.521	85.05
13	26	Mega	Ian NOBLE	Caterham Seven	1:18.425	9	10	2.321	0.120	84.92
14	69	Mega	Adrian RUSSELL	Caterham Seven	1:18.709	10	10	2.605	0.284	84.61
15	9	Mega	Robert DRAPER	Caterham Seven	1:19.097	4	10	2.993	0.388	84.20
16	62	Mega	Stephen PATTEMORE	Caterham Seven	1:20.980	6	10	4.876	1.883	82.24
17	22	Mega	Peter MARSH	Caterham Seven	1:21.313	6	10	5.209	0.333	81.90

Car No 22 needs a working transponder - Q.12.2.1

Weather / Track : Cloudy / Damp

These results are provisional until the conclusion of any judicial and technical matters.

Castle Combe

Circuit Length = 1.8500 miles

Start: 10:10 End: 10:26

Clerk of Course :		Timekeeper :
-------------------	--	--------------

Caterham Mega Graduates

QUALIFYING - RACE 6 - LAP ANALYSIS

2	Myles PACKMAN						Mega Caterham Seven					
1 -	1:17.646		+ 1.542	10:12:59.274	7 -	1:16.150		+ 0.046	10:20:43.271			
2 -	1:17.015		+ 0.911	10:14:16.289	8 -	1:18.781		+ 2.677	10:22:02.052			
3 -	1:18.645		+ 2.541	10:15:34.934	9 -	1:16.474		+ 0.370	10:23:18.526			
4 -	1:16.599		+ 0.495	10:16:51.533	10 -	1:19.560		+ 3.456	10:24:38.086			
5 -	1:19.484		+ 3.380	10:18:11.017	11 -	1:16.255		+ 0.151	10:25:54.341			
6 -	1:16.104			10:19:27.121								
4	Nick HARYETT						Mega Caterham Seven					
1 -	1:19.859		+ 2.484	10:13:04.756	7 -	1:21.944		+ 4.569	10:21:03.714			
2 -	1:18.917		+ 1.542	10:14:23.673	8 -	1:18.512		+ 1.137	10:22:22.226			
3 -	1:18.832		+ 1.457	10:15:42.505	9 -	1:20.433		+ 3.058	10:23:42.659			
4 -	1:19.384		+ 2.009	10:17:01.889	10 -	1:17.867		+ 0.492	10:25:00.526			
5 -	1:20.179		+ 2.804	10:18:22.068	11 -	1:17.375			10:26:17.901			
6 -	1:19.702		+ 2.327	10:19:41.770								
5	Martin AMISON						Mega Caterham Seven					
1 -	1:17.689		+ 1.108	10:12:59.969	7 -	1:17.231		+ 0.650	10:20:43.564			
2 -	1:16.581			10:14:16.550	8 -	1:17.272		+ 0.691	10:22:00.836			
3 -	1:17.396		+ 0.815	10:15:33.946	9 -	1:17.982		+ 1.401	10:23:18.818			
4 -	1:17.927		+ 1.346	10:16:51.873	10 -	1:17.032		+ 0.451	10:24:35.850			
5 -	1:17.284		+ 0.703	10:18:09.157	11 -	1:17.277		+ 0.696	10:25:53.127			
6 -	1:17.176		+ 0.595	10:19:26.333								
6	Trevor CARVEY						Mega Caterham Seven					
1 -	1:19.417		+ 2.593	10:14:11.485	6 -	1:17.986		+ 1.162	10:21:02.932			
2 -	1:17.321		+ 0.497	10:15:28.806	7 -	1:17.696		+ 0.872	10:22:20.628			
3 -	1:36.463		+ 19.639	10:17:05.269	8 -	1:21.045		+ 4.221	10:23:41.673			
4 -	1:22.853		+ 6.029	10:18:28.122	9 -	1:21.458		+ 4.634	10:25:03.131			
5 -	1:16.824			10:19:44.946	10 -	1:17.608		+ 0.784	10:26:20.739			
7	Nick FROST						Mega Caterham Seven					
1 -	1:18.531		+ 1.113	10:13:03.505	7 -	1:17.816		+ 0.398	10:20:51.110			
2 -	1:18.403		+ 0.985	10:14:21.908	8 -	1:17.620		+ 0.202	10:22:08.730			
3 -	1:18.011		+ 0.593	10:15:39.919	9 -	1:18.070		+ 0.652	10:23:26.800			
4 -	1:18.024		+ 0.606	10:16:57.943	10 -	1:17.418			10:24:44.218			
5 -	1:17.706		+ 0.288	10:18:15.649	11 -	1:17.883		+ 0.465	10:26:02.101			
6 -	1:17.645		+ 0.227	10:19:33.294								
9	Robert DRAPER						Mega Caterham Seven					
1 -	1:19.521		+ 0.424	10:13:18.340	6 -	1:21.746		+ 2.649	10:20:01.883			
2 -	1:20.327		+ 1.230	10:14:38.667	7 -	1:25.205		+ 6.108	10:21:27.088			
3 -	1:20.008		+ 0.911	10:15:58.675	8 -	1:25.669		+ 6.572	10:22:52.757			
4 -	1:19.097			10:17:17.772	9 -	1:21.756		+ 2.659	10:24:14.513			
5 -	1:22.365		+ 3.268	10:18:40.137	10 -	1:21.545		+ 2.448	10:25:36.058			
10	Nigel SMITH						Mega Caterham Seven					
1 -	1:21.395		+ 3.611	10:13:12.661	7 -	1:17.844		+ 0.060	10:21:03.130			
2 -	1:20.392		+ 2.608	10:14:33.053	8 -	1:17.784			10:22:20.914			
3 -	1:18.232		+ 0.448	10:15:51.285	9 -	1:21.949		+ 4.165	10:23:42.863			
4 -	1:17.853		+ 0.069	10:17:09.138	10 -	1:17.957		+ 0.173	10:25:00.820			
5 -	1:18.363		+ 0.579	10:18:27.501	11 -	1:18.056		+ 0.272	10:26:18.876			
6 -	1:17.785		+ 0.001	10:19:45.286								
17	Paul MANYWEATHERS						Mega Caterham Seven					
1 -	1:22.897		+ 5.543	10:13:35.790	6 -	1:21.529		+ 4.175	10:20:10.303			
2 -	1:19.460		+ 2.106	10:14:55.250	7 -	1:17.751		+ 0.397	10:21:28.054			
3 -	1:18.029		+ 0.675	10:16:13.279	8 -	1:17.354			10:22:45.408			
4 -	1:17.889		+ 0.535	10:17:31.168	9 -	1:17.743		+ 0.389	10:24:03.151			
5 -	1:17.606		+ 0.252	10:18:48.774	10 -	1:17.624		+ 0.270	10:25:20.775			

Car No 22 needs a working transponder - Q.12.2.1

Weather / Track : Cloudy / Damp

Castle Combe
Circuit Length = 1.8500 miles
Start: 10:10 End: 10:26

Caterham Mega Graduates

QUALIFYING - RACE 6 - LAP ANALYSIS

19	Paul ALLEN		Mega Caterham Seven				
1 -	1:23.037	+ 6.190	10:13:36.250	6 -	1:19.377	+ 2.530	10:20:07.840
2 -	1:17.886	+ 1.039	10:14:54.136	7 -	1:16.939	+ 0.092	10:21:24.779
3 -	1:18.628	+ 1.781	10:16:12.764	8 -	1:16.982	+ 0.135	10:22:41.761
4 -	1:18.100	+ 1.253	10:17:30.864	9 -	1:16.847		10:23:58.608
5 -	1:17.599	+ 0.752	10:18:48.463	10 -	1:22.061	+ 5.214	10:25:20.669
20	Mick WHITEHEAD		Mega Caterham Seven				
1 -	1:23.515	+ 5.900	10:13:35.934	6 -	1:17.615		10:20:06.813
2 -	1:18.438	+ 0.823	10:14:54.372	7 -	1:17.688	+ 0.073	10:21:24.501
3 -	1:18.598	+ 0.983	10:16:12.970	8 -	1:17.751	+ 0.136	10:22:42.252
4 -	1:17.619	+ 0.004	10:17:30.589	9 -	1:20.051	+ 2.436	10:24:02.303
5 -	1:18.609	+ 0.994	10:18:49.198	10 -	1:19.201	+ 1.586	10:25:21.504
22	Peter MARSH		Mega Caterham Seven				
1 -	1:25.615	+ 4.302	10:13:28.552	6 -	1:21.313		10:20:18.130
2 -	1:22.915	+ 1.602	10:14:51.467	7 -	1:22.734	+ 1.421	10:21:40.864
3 -	1:22.227	+ 0.914	10:16:13.694	8 -	1:22.231	+ 0.918	10:23:03.095
4 -	1:21.468	+ 0.155	10:17:35.162	9 -	1:22.102	+ 0.789	10:24:25.197
5 -	1:21.655	+ 0.342	10:18:56.817	10 -	1:22.152	+ 0.839	10:25:47.349
26	Ian NOBLE		Mega Caterham Seven				
1 -	1:20.067	+ 1.642	10:13:17.726	6 -	1:19.442	+ 1.017	10:20:00.996
2 -	1:20.311	+ 1.886	10:14:38.037	7 -	1:19.340	+ 0.915	10:21:20.336
3 -	1:19.665	+ 1.240	10:15:57.702	8 -	1:18.710	+ 0.285	10:22:39.046
4 -	1:21.732	+ 3.307	10:17:19.434	9 -	1:18.425		10:23:57.471
5 -	1:22.120	+ 3.695	10:18:41.554	10 -	1:18.523	+ 0.098	10:25:15.994
36	Joanna JAMES		Mega Caterham Seven				
1 -	1:21.643	+ 3.338	10:13:18.197	6 -	1:20.011	+ 1.706	10:19:59.787
2 -	1:20.319	+ 2.014	10:14:38.516	7 -	1:19.194	+ 0.889	10:21:18.981
3 -	1:19.520	+ 1.215	10:15:58.036	8 -	1:19.656	+ 1.351	10:22:38.637
4 -	1:19.530	+ 1.225	10:17:17.566	9 -	1:19.367	+ 1.062	10:23:58.004
5 -	1:22.210	+ 3.905	10:18:39.776	10 -	1:18.305		10:25:16.309
50	Declan DOLAN		Mega Caterham Seven				
1 -	1:19.181	+ 2.353	10:13:23.117	7 -	1:17.728	+ 0.900	10:21:07.884
2 -	1:17.409	+ 0.581	10:14:40.526	8 -	1:16.966	+ 0.138	10:22:24.850
3 -	1:17.586	+ 0.758	10:15:58.112	9 -	1:17.531	+ 0.703	10:23:42.381
4 -	1:17.883	+ 1.055	10:17:15.995	10 -	1:17.386	+ 0.558	10:24:59.767
5 -	1:17.333	+ 0.505	10:18:33.328	11 -	1:17.483	+ 0.655	10:26:17.250
6 -	1:16.828		10:19:50.156				
56	Brett RAY		Mega Caterham Seven				
1 -	1:22.359	+ 4.907	10:13:13.118	7 -	1:19.438	+ 1.986	10:21:08.268
2 -	1:21.008	+ 3.556	10:14:34.126	8 -	1:17.795	+ 0.343	10:22:26.063
3 -	1:18.171	+ 0.719	10:15:52.297	9 -	1:17.705	+ 0.253	10:23:43.768
4 -	1:18.337	+ 0.885	10:17:10.634	10 -	1:18.255	+ 0.803	10:25:02.023
5 -	1:19.646	+ 2.194	10:18:30.280	11 -	1:17.452		10:26:19.475
6 -	1:18.550	+ 1.098	10:19:48.830				
62	Stephen PATTEMORE		Mega Caterham Seven				
1 -	1:22.766	+ 1.786	10:13:27.596	6 -	1:20.980		10:20:16.709
2 -	1:22.824	+ 1.844	10:14:50.420	7 -	1:21.907	+ 0.927	10:21:38.616
3 -	1:22.035	+ 1.055	10:16:12.455	8 -	1:21.393	+ 0.413	10:23:00.009
4 -	1:21.451	+ 0.471	10:17:33.906	9 -	1:21.720	+ 0.740	10:24:21.729
5 -	1:21.823	+ 0.843	10:18:55.729	10 -	1:21.074	+ 0.094	10:25:42.803
69	Adrian RUSSELL		Mega Caterham Seven				
1 -	1:21.290	+ 2.581	10:13:23.537	6 -	1:19.489	+ 0.780	10:20:00.281
2 -	1:19.057	+ 0.348	10:14:42.594	7 -	1:18.868	+ 0.159	10:21:19.149

Car No 22 needs a working transponder - Q.12.2.1

Weather / Track : Cloudy / Damp

Castle Combe
Circuit Length = 1.8500 miles
Start: 10:10 End: 10:26

Caterham Mega Graduates

QUALIFYING - RACE 6 - LAP ANALYSIS

3 -	1:19.918	+ 1.209	10:16:02.512	8 -	1:19.006	+ 0.297	10:22:38.155
4 -	1:19.081	+ 0.372	10:17:21.593	9 -	1:18.872	+ 0.163	10:23:57.027
5 -	1:19.199	+ 0.490	10:18:40.792	10 -	1:18.709		10:25:15.736


Car No 22 needs a working transponder - Q.12.2.1

Weather / Track : Cloudy / Damp

Castle Combe
Circuit Length = 1.8500 miles
Start: 10:10 End: 10:26

Caterham Mega Graduates

RACE 6 - GRID

ROW 9	1:21.313 22 Peter MARSH		
ROW 8		1:19.097 9 Robert DRAPER	1:20.980 62 Stephen PATTEMORE
ROW 7	1:18.425 26 Ian NOBLE		1:18.709 69 Adrian RUSSELL
ROW 6		1:17.784 10 Nigel SMITH	1:18.305 36 Joanna JAMES
ROW 5	1:17.452 56 Brett RAY		1:17.615 20 Mick WHITEHEAD
ROW 4		1:17.375 4 Nick HARYETT	1:17.418 7 Nick FROST
ROW 3	1:16.847 19 Paul ALLEN		1:17.354 17 Paul MANYWEATHERS
ROW 2		1:16.824 6 Trevor CARVEY	1:16.828 50 Declan DOLAN
ROW 1	1:16.104 2 Myles PACKMAN		1:16.581 5 Martin AMISON
Pole			
			

Castle Combe
Circuit Length = 1.8500 miles

These results are provisional until the conclusion of any judicial and technical matters.

Clerk of Course :		Timekeeper :
-------------------	--	--------------

Caterham Mega Graduates

RACE 6 - CLASSIFICATION

POS	NO	CL	NAME	ENTRY	LAPS	TIME	GAP	DIFF	MPH	BEST	ON
1	2	Mega	Myles PACKMAN	Caterham Seven	15	21:07.471			78.81	1:16.822	15
2	19	Mega	Paul ALLEN	Caterham Seven	15	21:08.006	0.535	0.535	78.78	1:16.758	9
3	6	Mega	Trevor CARVEY	Caterham Seven	15	21:10.241	2.770	2.235	78.64	1:16.856	9
4	7	Mega	Nick FROST	Caterham Seven	15	21:10.775	3.304	0.534	78.61	1:16.825	13
5	5	Mega	Martin AMISON	Caterham Seven	15	21:10.793	3.322	0.018	78.61	1:16.967	13
6	50	Mega	Declan DOLAN	Caterham Seven	15	21:11.126	3.655	0.333	78.59	1:16.618	13
7	17	Mega	Paul MANYWEATHERS	Caterham Seven	15	21:22.158	14.687	11.032	77.91	1:16.961	9
8	56	Mega	Brett RAY	Caterham Seven	15	21:23.251	15.780	1.093	77.84	1:17.471	6
9	10	Mega	Nigel SMITH	Caterham Seven	15	21:23.304	15.833	0.053	77.84	1:17.132	8
10	4	Mega	Nick HARYETT	Caterham Seven	15	21:23.477	16.006	0.173	77.83	1:17.358	13
11	26	Mega	Ian NOBLE	Caterham Seven	15	21:23.544	16.073	0.067	77.83	1:17.435	8
12	69	Mega	Adrian RUSSELL	Caterham Seven	15	21:29.309	21.838	5.765	77.48	1:17.656	8
13	22	Mega	Peter MARSH	Caterham Seven	15	22:15.156	1:07.685	45.847	74.82	1:22.590	15
14	62	Mega	Stephen PATTEMORE	Caterham Seven	14	21:35.347	1 lap	1 lap	71.98	1:22.592	7
NOT CLASSIFIED											
DNF	36	Mega	Joanna JAMES	Caterham Seven	14	20:05.637	1 lap		77.33	1:17.553	8
DNF	9	Mega	Robert DRAPER	Caterham Seven	0						
DNF	20	Mega	Mick WHITEHEAD	Caterham Seven	0						
FASTEST LAP											
50	Mega	Declan DOLAN	Caterham Seven	13	1:16.618			86.92 mph		139.89 kph	

Weather / Track : Cloudy / Dry

These results are provisional until the conclusion of any judicial and technical matters.

Castle Combe

Circuit Length = 1.8500 miles

Start: 17:18 End: 17:40

Clerk of Course :

Timekeeper :

Caterham Mega Graduates

RACE 6 - LAP CHART

Lap 1			Lap 2			Lap 3			Lap 4			Lap 5		
No	Behind	Laptime	No	Behind	Laptime	No	Behind	Laptime	No	Behind	Laptime	No	Behind	Laptime
2		1:24.943	2		1:19.071	2		2:08.665	2		2:03.364	2		1:18.177
5	0.199	1:25.142	5	0.186	1:19.058	5	0.544	2:09.023	5	0.335	2:03.155	5	0.561	1:18.403
50	0.381	1:25.324	50	0.406	1:19.096	50	1.093	2:09.352	50	0.722	2:02.993	50	0.714	1:18.169
17	0.863	1:25.806	17	0.561	1:18.769	17	1.675	2:09.779	17	1.068	2:02.757	17	1.312	1:18.421
7	1.292	1:26.235	19	0.872	1:18.533	19	2.414	2:10.207	19	1.307	2:02.257	19	1.470	1:18.340
19	1.410	1:26.353	6	1.435	1:19.042	6	2.855	2:10.085	6	1.561	2:02.070	6	2.392	1:19.008
6	1.464	1:26.407	7	1.916	1:19.695	7	3.594	2:10.343	7	1.823	2:01.593	4	2.946	1:18.840
56	2.314	1:27.257	4	2.645	1:19.052	4	4.213	2:10.233	4	2.283	2:01.434	7	3.250	1:19.604
4	2.664	1:27.607	56	2.993	1:19.750	56	4.964	2:10.636	56	3.155	2:01.555	56	3.965	1:18.987
26	3.911	1:28.854	26	3.985	1:19.145	26	5.924	2:10.604	26	3.280	2:00.720	26	4.201	1:19.098
36	4.266	1:29.209	36	4.943	1:19.748	36	6.407	2:10.129	36	3.886	2:00.843	10	4.438	1:18.451
10	4.427	1:29.370	10	5.156	1:19.800	10	7.064	2:10.573	10	4.164	2:00.464	36	5.503	1:19.794
22	9.207	1:34.150	22	14.682	1:24.546	22	7.382	2:01.365	22	4.552	2:00.534	69	6.110	1:19.421
69	15.616	1:40.559	69	16.599	1:20.054	69	7.946	2:00.012	69	4.866	2:00.284	22	9.039	1:22.664
62	24.685	1:49.628	62	1:17.563	2:11.949 P	62	1:09.058	2:00.160 P	62	35.919	1:30.225	62	41.463	1:23.721

Weather / Track : Cloudy / Dry

Castle Combe
Circuit Length = 1.8500 miles
Start: 17:18 End: 17:40

Caterham Mega Graduates

RACE 6 - LAP CHART

Lap 6			Lap 7			Lap 8			Lap 9			Lap 10		
No	Behind	Laptime	No	Behind	Laptime	No	Behind	Laptime	No	Behind	Laptime	No	Behind	Laptime
2		1:17.731	2		1:17.800	2		1:17.807	2		1:17.325	2		1:17.158
5	0.450	1:17.620	5	0.216	1:17.566	5	0.484	1:18.075	19	0.449	1:16.758	19	0.415	1:17.124
50	0.625	1:17.642	50	0.449	1:17.624	19	1.016	1:18.028	5	0.669	1:17.510	6	2.642	1:18.110
19	1.010	1:17.271	19	0.795	1:17.585	17	1.451	1:17.686	17	1.087	1:16.961	5	2.865	1:19.354
17	1.419	1:17.838	17	1.572	1:17.953	50	1.854	1:19.212	50	1.312	1:16.783	50	3.101	1:18.947
6	1.669	1:17.008	6	1.989	1:18.120	6	2.159	1:17.977	6	1.690	1:16.856	7	3.331	1:18.099
4	3.050	1:17.835	7	2.551	1:17.188	7	2.279	1:17.535	7	2.390	1:17.436	4	7.989	1:19.145
7	3.163	1:17.644	56	3.968	1:18.063	56	4.731	1:18.570	4	6.002	1:18.391	56	8.468	1:19.175
56	3.705	1:17.471	4	4.309	1:19.059	4	4.936	1:18.434	56	6.451	1:19.045	10	8.568	1:19.146
26	5.120	1:18.650	10	5.837	1:18.471	10	5.162	1:17.132	10	6.580	1:18.743	26	8.973	1:19.225
10	5.166	1:18.459	26	6.583	1:19.263	26	6.211	1:17.435	26	6.906	1:18.020	17	9.884	1:25.955
36	5.984	1:18.212	36	6.883	1:18.699	36	6.629	1:17.553	36	7.270	1:17.966	36	10.047	1:19.935
69	6.374	1:17.995	69	7.283	1:18.709	69	7.132	1:17.656	69	7.903	1:18.096	69	10.470	1:19.725
22	14.188	1:22.880	22	20.251	1:23.863	22	26.233	1:23.789	22	32.274	1:23.366	22	38.189	1:23.073
62	46.357	1:22.625	62	51.149	1:22.592	62	56.023	1:22.681	62	1:01.719	1:23.021	62	1:07.303	1:22.742

Weather / Track : Cloudy / Dry

Castle Combe
Circuit Length = 1.8500 miles
Start: 17:18 End: 17:40

Caterham Mega Graduates

RACE 6 - LAP CHART

Lap 11			Lap 12			Lap 13			Lap 14			Lap 15		
No	Behind	Laptime	No	Behind	Laptime	No	Behind	Laptime	No	Behind	Laptime	No	Behind	Laptime
2		1:17.192	2		1:17.242	2		1:17.330	2		1:16.844	2		1:16.822
19	0.296	1:17.073	19	0.294	1:17.240	19	0.481	1:17.517	19	0.490	1:16.853	19	0.535	1:16.867
6	2.667	1:17.217	6	2.487	1:17.062	6	2.065	1:16.908	6	2.157	1:16.936	6	2.770	1:17.435
5	2.938	1:17.265	5	2.910	1:17.214	5	2.547	1:16.967	5	3.009	1:17.306	7	3.304	1:16.882
7	3.950	1:17.811	7	3.565	1:16.857	7	3.060	1:16.825	7	3.244	1:17.028	5	3.322	1:17.135
50	4.451	1:18.542	50	4.083	1:16.874	50	3.371	1:16.618	50	3.448	1:16.921	50	3.655	1:17.029
56	10.348	1:19.072	10	10.894	1:17.586	62	1 LAP	1:32.170	17	13.398	1:18.442	17	14.687	1:18.111
10	10.550	1:19.174	56	11.130	1:18.024	56	11.675	1:17.875	56	13.925	1:19.094	56	15.780	1:18.677
26	11.023	1:19.242	17	11.386	1:17.356	17	11.800	1:17.744	10	14.053	1:18.878	10	15.833	1:18.602
17	11.272	1:18.580	26	12.234	1:18.453	10	12.019	1:18.455	4	14.399	1:18.821	4	16.006	1:18.429
4	11.847	1:21.050	4	12.394	1:17.789	4	12.422	1:17.358	26	14.903	1:18.813	26	16.073	1:17.992
36	12.091	1:19.236	36	12.589	1:17.740	26	12.934	1:18.030	36	14.988	1:18.692	69	21.838	1:19.233
69	12.748	1:19.470	69	15.337	1:19.831	36	13.140	1:17.881	69	19.427	1:19.411	62	1 LAP	1:23.451
22	43.687	1:22.690	22	49.659	1:23.214	69	16.860	1:18.853	62	1 LAP	1:27.250	22	1:07.685	1:22.590
62	1:13.243	1:23.132				22	55.216	1:22.887	22	1:01.917	1:23.545			

Weather / Track : Cloudy / Dry

Castle Combe
Circuit Length = 1.8500 miles
Start: 17:18 End: 17:40

Castle Combe Sports & GT Championship

QUALIFYING - RACE 3 - CLASSIFICATION

POS	NO	CL	NAME	ENTRY	TIME	ON	LAPS	GAP	DIFF	MPH
1	23	A	Simon TILLING	Radical SR3	1:03.716	5	8			104.52
2	86	A	Andrew SHANLEY	Radical Prosport	1:04.904	3	8	1.188	1.188	102.61
3	17	B	Ian HALL	Darrian Wildcat T98-GTR	1:08.926	4	4	5.210	4.022	96.62
4	96	I	Gary PREBBLE	Mitsubishi Evo	1:09.790	4	10	6.074	0.864	95.42
5	32	A	Norman LACKFORD	Radical Pro Sport	1:09.920	8	8	6.204	0.130	95.25
6	19	A	Martin BAKER	Radical Clubsport	1:09.957	10	12	6.241	0.037	95.20
7	55	B	Patrick HAVILL	Caterham Vauxhall	1:11.401	3	9	7.685	1.444	93.27
8	33	A	Des ANDREWS	Megahart 001	1:11.874	6	6	8.158	0.473	92.66
9	8	B	Steve PUTT	Mazda RX7	1:13.411	4	8	9.695	1.537	90.72
10	13	A	Guy PARR	Nemesis 02	1:14.149	1	1	10.433	0.738	89.81
11	90	B	Douglas WATSON	BMW M Coupe	1:15.773	6	6	12.057	1.624	87.89
12	40	A	David SMITH	Mallock Mk36	1:17.245	4	4	13.529	1.472	86.21
13	22	I	Greg LARKIN	Ford Escort Mk1	1:24.945	8	10	21.229	7.700	78.40

Weather / Track : Cloudy / Dry
 These results are provisional until the conclusion of any judicial and technical matters.

Castle Combe
 Circuit Length = 1.8500 miles
 Start: 10:32 End: 10:49

Clerk of Course :		Timekeeper :
-------------------	--	--------------

Castle Combe Sports & GT Championship

QUALIFYING - RACE 3 - LAP ANALYSIS

8	Steve PUTT		B Mazda RX7				
1 -	1:19.628	+ 6.217	10:35:58.835	5 -	1:14.051	+ 0.640	10:40:57.305
2 -	1:16.747	+ 3.336	10:37:15.582	6 -	1:13.941	+ 0.530	10:42:11.246
3 -	1:14.261	+ 0.850	10:38:29.843	7 -	1:15.276	+ 1.865	10:43:26.522
4 -	1:13.411		10:39:43.254	8 -	1:14.508	+ 1.097	10:44:41.030
13	Guy PARR		A Nemesis 02				
1 -	1:14.149		10:35:55.844				
17	Ian HALL		B Darrian Wildcat T98-GTR				
1 -	1:22.857	+ 13.931	10:36:16.286	3 -	1:09.159	+ 0.233	10:38:35.941
2 -	1:10.496	+ 1.570	10:37:26.782	4 -	1:08.926		10:39:44.867
19	Martin BAKER		A Radical Clubsport				
1 -	1:17.449	+ 7.492	10:35:50.213	7 -	1:10.779	+ 0.822	10:43:00.151
2 -	1:11.419	+ 1.462	10:37:01.632	8 -	1:10.162	+ 0.205	10:44:10.313
3 -	1:16.183	+ 6.226	10:38:17.815	9 -	1:10.059	+ 0.102	10:45:20.372
4 -	1:10.184	+ 0.227	10:39:27.999	10 -	1:09.957		10:46:30.329
5 -	1:10.594	+ 0.637	10:40:38.593	11 -	1:10.580	+ 0.623	10:47:40.909
6 -	1:10.779	+ 0.822	10:41:49.372	12 -	1:11.186	+ 1.229	10:48:52.095
22	Greg LARKIN		I Ford Escort Mk1				
1 -	1:29.056	+ 4.111	10:36:16.174	6 -	1:27.218	+ 2.273	10:43:36.445
2 -	1:29.589	+ 4.644	10:37:45.763	7 -	1:25.978	+ 1.033	10:45:02.423
3 -	1:27.446	+ 2.501	10:39:13.209	8 -	1:24.945		10:46:27.368
4 -	1:28.134	+ 3.189	10:40:41.343	9 -	1:25.386	+ 0.441	10:47:52.754
5 -	1:27.884	+ 2.939	10:42:09.227	10 -	1:26.487	+ 1.542	10:49:19.241
23	Simon TILLING		A Radical SR3				
1 -	1:09.232	+ 5.516	10:35:45.140	5 -	1:03.716		10:40:02.580
2 -	1:05.072	+ 1.356	10:36:50.212	6 -	1:19.098	+ 15.382	10:41:21.678
3 -	1:03.774	+ 0.058	10:37:53.986	7 -	1:03.732	+ 0.016	10:42:25.410
4 -	1:04.878	+ 1.162	10:38:58.864	8 -	1:53.568 P	+ 49.852	10:44:18.978
32	Norman LACKFORD		A Radical Pro Sport				
1 -	1:17.119	+ 7.199	10:35:57.112	5 -	1:10.294	+ 0.374	10:40:42.681
2 -	1:12.576	+ 2.656	10:37:09.688	6 -	1:10.442	+ 0.522	10:41:53.123
3 -	1:11.618	+ 1.698	10:38:21.306	7 -	1:10.504	+ 0.584	10:43:03.627
4 -	1:11.081	+ 1.161	10:39:32.387	8 -	1:09.920		10:44:13.547
33	Des ANDREWS		A Megahart 001				
1 -	1:19.423	+ 7.549	10:35:56.193	4 -	1:41.931 P	+ 30.057	10:40:18.700
2 -	1:22.173	+ 10.299	10:37:18.366	5 -	7:37.932	+ 6:26.058	10:47:56.632
3 -	1:18.403	+ 6.529	10:38:36.769	6 -	1:11.874		10:49:08.506
40	David SMITH		A Mallock Mk36				
1 -	1:27.600	+ 10.355	10:36:19.945	3 -	1:19.874	+ 2.629	10:39:03.086
2 -	1:23.267	+ 6.022	10:37:43.212	4 -	1:17.245		10:40:20.331
55	Patrick HAVILL		B Caterham Vauxhall				
1 -	1:16.372	+ 4.971	10:35:48.462	6 -	1:12.998	+ 1.597	10:41:51.085
2 -	1:12.914	+ 1.513	10:37:01.376	7 -	1:11.688	+ 0.287	10:43:02.773
3 -	1:11.401		10:38:12.777	8 -	1:28.188	+ 16.787	10:44:30.961
4 -	1:11.673	+ 0.272	10:39:24.450	9 -	1:12.709	+ 1.308	10:45:43.670
5 -	1:13.637	+ 2.236	10:40:38.087				
86	Andrew SHANLEY		A Radical Prosport				
1 -	1:07.880	+ 2.976	10:35:39.100	5 -	1:08.027	+ 3.123	10:40:04.882
2 -	1:05.509	+ 0.605	10:36:44.609	6 -	1:05.353	+ 0.449	10:41:10.235
3 -	1:04.904		10:37:49.513	7 -	1:05.339	+ 0.435	10:42:15.574
4 -	1:07.342	+ 2.438	10:38:56.855	8 -	1:05.055	+ 0.151	10:43:20.629

Weather / Track : Cloudy / Dry

Castle Combe
Circuit Length = 1.8500 miles
Start: 10:32 End: 10:49

Castle Combe Sports & GT Championship


QUALIFYING - RACE 3 - LAP ANALYSIS

90 Douglas WATSON		B BMW M Coupe					
1 -	1:25.761	+ 9.988	10:36:21.483	4 -	1:19.243	+ 3.470	10:40:22.789
2 -	1:22.284	+ 6.511	10:37:43.767	5 -	1:16.363	+ 0.590	10:41:39.152
3 -	1:19.779	+ 4.006	10:39:03.546	6 -	1:15.773		10:42:54.925
96 Gary PREBBLE		I Mitsubishi Evo					
1 -	1:11.888	+ 2.098	10:35:39.543	6 -	1:09.805	+ 0.015	10:41:31.723
2 -	1:10.345	+ 0.555	10:36:49.888	7 -	1:32.750	+ 22.960	10:43:04.473
3 -	1:12.228	+ 2.438	10:38:02.116	8 -	1:46.260	+ 36.470	10:44:50.733
4 -	1:09.790		10:39:11.906	9 -	1:10.963	+ 1.173	10:46:01.696
5 -	1:10.012	+ 0.222	10:40:21.918	10 -	1:10.259	+ 0.469	10:47:11.955

Weather / Track : Cloudy / Dry

Castle Combe
Circuit Length = 1.8500 miles
Start: 10:32 End: 10:49

Castle Combe Sports & GT Championship
RACE 3 - GRID - AMENDED


ROW 8	88	Chaz RYLES	
ROW 7	22	1:24.945 Greg LARKIN	41 Jeremy IRWIN
ROW 6	90	1:15.773 Douglas WATSON	40 1:17.245 David SMITH
ROW 5	8	1:13.411 Steve PUTT	13 1:14.149 Guy PARR
ROW 4	55	1:11.401 Patrick HAVILL	33 1:11.874 Des ANDREWS
ROW 3	32	1:09.920 Norman LACKFORD	19 1:09.957 Martin BAKER
ROW 2	17	1:08.926 Ian HALL	96 1:09.790 Gary PREBBLE
ROW 1	23	1:03.716 Simon TILLING	86 1:04.904 Andrew SHANLEY
Pole			
			

Castle Combe
 Circuit Length = 1.8500 miles

These results are provisional until the conclusion of any judicial and technical matters.

Clerk of Course :		Timekeeper :
-------------------	--	--------------

Castle Combe Sports & GT Championship
RACE 14 - GRID - AMENDED

ROW 8	88	Chaz RYLES	
ROW 7	13	Guy PARR	41
ROW 6	40	1:19.874 David SMITH	22
ROW 5	90	1:16.363 Douglas WATSON	33
ROW 4	55	1:11.673 Patrick HAVILL	8
ROW 3	19	1:10.059 Martin BAKER	32
ROW 2	17	1:09.159 Ian HALL	96
ROW 1	23	1:03.732 Simon TILLING	86
Pole			
			

Castle Combe
 Circuit Length = 1.8500 miles

These results are provisional until the conclusion of any judicial and technical matters.

Clerk of Course :		Timekeeper :
-------------------	--	--------------

Castle Combe Sports & GT Championship

RACE 3 - CLASSIFICATION

POS	NO	CL	NAME	ENTRY	LAPS	TIME	GAP	DIFF	MPH	BEST	ON
1	23	A	Simon TILLING	Radical SR3	13	14:13.291			101.46	1:03.964	2
2	86	A	Andrew SHANLEY	Radical Prosport	13	14:13.736	0.445	0.445	101.41	1:04.688	9
3	13	A	Guy PARR	Nemesis 02	13	15:05.436	52.145	51.700	95.62	1:07.930	7
4	19	A	Martin BAKER	Radical Clubsport	12	14:19.256	1 lap	1 lap	93.01	1:10.022	7
5	96	I	Gary PREBBLE	Mitsubishi Evo	12	14:25.119	1 lap	5.863	92.38	1:10.068	3
6	90	B	Douglas WATSON	BMW M Coupe	12	15:30.944	1 lap	1:05.825	85.84	1:16.039	2
7	40	A	David SMITH	Mallock Mk36	11	14:21.080	2 laps	1 lap	85.07	1:16.039	9
8	88	A	Chaz RYLES	ADR2	11	14:38.857	2 laps	17.777	83.35	1:17.335	4
9	22	I	Greg LARKIN	Ford Escort Mk1	10	14:25.045	3 laps	1 lap	76.99	1:23.778	8

NOT CLASSIFIED

DNF	55	B	Patrick HAVILL	Caterham Vauxhall	10	12:11.672	3 laps		91.02	1:11.331	2
DNF	8	B	Steve PUTT	Mazda RX7	10	12:34.987	3 laps	23.315	88.21	1:13.549	2
DNF	33	A	Des ANDREWS	Megahart 001	5	6:33.353	8 laps	5 laps	84.65	1:11.910	4
DNF	17	B	Ian HALL	Darrian Wildcat T98-GTR	0						
DNF	41	A	Jeremy IRWIN	Jertona 85/09	0						

FASTEST LAP

23	A	Simon TILLING	Radical SR3	2	1:03.964	104.12 mph	167.56 kph
96	I	Gary PREBBLE	Mitsubishi Evo	3	1:10.068	95.05 mph	152.96 kph
55	B	Patrick HAVILL	Caterham Vauxhall	2	1:11.331	93.36 mph	150.26 kph

Weather / Track : Cloudy / Dry

These results are provisional until the conclusion of any judicial and technical matters.

Castle Combe
Circuit Length = 1.8500 miles
Start: 15:44 End: 16:00

Clerk of Course :	Timekeeper :
-------------------	--------------

Castle Combe Sports & GT Championship

RACE 3 - LAP CHART

Lap 1			Lap 2			Lap 3			Lap 4			Lap 5		
No	Behind	Laptime	No	Behind	Laptime	No	Behind	Laptime	No	Behind	Laptime	No	Behind	Laptime
86		1:10.428	86		1:05.449	23		1:04.163	23		1:05.229	23		1:04.660
23	1.890	1:12.318	23	0.405	1:03.964	86	1.154	1:05.722	22	1 LAP	1:25.172	86	1.073	1:04.978
96	5.358	1:15.786	13	9.479	1:08.852	13	13.129	1:08.218	86	0.755	1:04.830	13	19.763	1:08.202
13	6.076	1:16.504	96	10.576	1:10.667	96	16.076	1:10.068	13	16.221	1:08.321	22	1 LAP	1:24.405
55	7.475	1:17.903	55	13.357	1:11.331	19	20.101	1:10.917	96	21.196	1:10.349	96	26.764	1:10.228
19	8.881	1:19.309	19	13.752	1:10.320	55	22.227	1:13.438	19	25.127	1:10.255	19	30.695	1:10.228
8	10.867	1:21.295	8	18.967	1:13.549	33	27.867	1:13.183	55	28.955	1:11.957	55	36.849	1:12.554
33	12.639	1:23.067	33	19.252	1:12.062	8	30.039	1:15.640	33	34.548	1:11.910	8	47.835	1:13.944
90	14.030	1:24.458	90	24.620	1:16.039	90	36.142	1:16.090	8	38.551	1:13.741	90	58.878	1:16.289
40	15.176	1:25.604	40	26.103	1:16.376	40	38.845	1:17.310	90	47.249	1:16.336	33	1:03.019	1:33.131 P
88	20.835	1:31.263	88	35.818	1:20.432	88	49.913	1:18.663	40	50.815	1:17.199	40	1:03.160	1:17.005
22	24.311	1:34.739	22	44.662	1:25.800				88	1:02.019	1:17.335			

Weather / Track : Cloudy / Dry

Castle Combe
Circuit Length = 1.8500 miles
Start: 15:44 End: 16:00

Castle Combe Sports & GT Championship

RACE 3 - LAP CHART

Lap 6			Lap 7			Lap 8			Lap 9			Lap 10		
No	Behind	Laptime	No	Behind	Laptime	No	Behind	Laptime	No	Behind	Laptime	No	Behind	Laptime
23		1:04.904	23		1:04.363	23		1:05.355	23		1:04.785	23		1:05.160
86	1.433	1:05.264	86	2.042	1:04.972	86	1.527	1:04.840	86	1.430	1:04.688	86	2.295	1:06.025
88	1 LAP	1:20.885	90	1 LAP	1:17.614	8	1 LAP	1:15.481	8	1 LAP	1:15.539	55	1 LAP	1:13.436
13	23.515	1:08.656	40	1 LAP	1:17.775	90	1 LAP	1:16.305	22	2 LAPS	1:24.314	8	1 LAP	1:16.468
96	32.429	1:10.569	13	27.082	1:07.930	40	1 LAP	1:17.691	90	1 LAP	1:16.102	22	2 LAPS	1:23.778
19	36.392	1:10.601	88	1 LAP	1:19.663	13	29.831	1:08.104	13	33.016	1:07.970	13	36.058	1:08.202
22	1 LAP	1:25.275	96	38.238	1:10.172	88	1 LAP	1:19.573	40	1 LAP	1:17.726	90	1 LAP	1:16.432
55	43.890	1:11.945	19	42.051	1:10.022	96	43.262	1:10.379	96	51.592	1:13.115	40	1 LAP	1:16.039
8	57.438	1:14.507	55	52.587	1:13.060	19	47.221	1:10.525	19	52.462	1:10.026	19	57.899	1:10.597
			22	1 LAP	1:24.052	55	1:00.323	1:13.091	88	1 LAP	1:17.826	96	1:00.447	1:14.015

Weather / Track : Cloudy / Dry

Castle Combe
Circuit Length = 1.8500 miles
Start: 15:44 End: 16:00

Castle Combe Sports & GT Championship

RACE 3 - LAP CHART

Lap 11			Lap 12			Lap 13		
No	Behind	Laptime	No	Behind	Laptime	No	Behind	Laptime
23		1:05.584	23		1:04.968	23		1:07.838
86	1.855	1:05.144	86	1.866	1:04.979	86	0.445	1:06.417
88	2 LAPS	1:17.505	96	1 LAP	1:14.815	19	1 LAP	1:16.163
55	1 LAP	1:12.957	88	2 LAPS	1:17.470	40	2 LAPS	1:21.463
8	1 LAP	1:14.823	13	47.520	1:13.315	22	3 LAPS	1:33.401
13	39.173	1:08.699	90	1 LAP	1:18.811	96	1 LAP	1:14.956
22	2 LAPS	1:24.109				88	2 LAPS	1:18.242
90	1 LAP	1:16.413				13	52.145	1:12.463
40	1 LAP	1:16.892				90	1 LAP	1:20.055
19	1:02.608	1:10.293						

Weather / Track : Cloudy / Dry

Castle Combe
Circuit Length = 1.8500 miles
Start: 15:44 End: 16:00

Castle Combe Sports & GT Championship

RACE 14 - CLASSIFICATION

POS	NO	CL	NAME	ENTRY	LAPS	TIME	GAP	DIFF	MPH	BEST	ON
1	86	A	Andrew SHANLEY	Radical Prosport	15	16:50.551			98.85	1:05.586	13
2	13	A	Guy PARR	Nemesis 02	15	17:12.077	21.526	21.526	96.79	1:07.256	5
3	19	A	Martin BAKER	Radical Clubsport	15	17:54.550	1:03.999	42.473	92.96	1:10.654	2
4	96	I	Gary PREBBLE	Mitsubishi Evo	15	17:57.416	1:06.865	2.866	92.72	1:09.967	3
5	17	B	Ian HALL	Darrian Wildcat T98-GTR	14	16:57.666	1 lap	1 lap	91.62	1:09.066	5
6	40	A	David SMITH	Mallock Mk36	14	17:35.279	1 lap	37.613	88.35	1:13.290	3
7	88	A	Chaz RYLES	ADR2	14	18:00.740	1 lap	25.461	86.27	1:14.560	5
8	90	B	Douglas WATSON	BMW M Coupe	14	18:05.681	1 lap	4.941	85.88	1:15.963	2

NOT CLASSIFIED

DNF	33	A	Des ANDREWS	Megahart 001	13	15:23.062	2 laps	1 lap	93.79	1:09.069	11
DNC	22	I	Greg LARKIN	Ford Escort Mk1	11	17:23.225	4 laps	2 laps	70.22	1:31.983	2

FASTEST LAP

86	A	Andrew SHANLEY	Radical Prosport	13	1:05.586	101.54 mph	163.42 kph
17	B	Ian HALL	Darrian Wildcat T98-GTR	5	1:09.066	96.42 mph	155.18 kph
96	I	Gary PREBBLE	Mitsubishi Evo	3	1:09.967	95.18 mph	153.19 kph

Weather / Track : Sunny / Dry

These results are provisional until the conclusion of any judicial and technical matters.

Castle Combe
Circuit Length = 1.8500 miles
Start: 15:04 End: 15:22

Clerk of Course :		Timekeeper :	
-------------------	--	--------------	--

Castle Combe Sports & GT Championship

RACE 14 - LAP CHART

Lap 1			Lap 2			Lap 3			Lap 4			Lap 5		
No	Behind	Laptime	No	Behind	Laptime	No	Behind	Laptime	No	Behind	Laptime	No	Behind	Laptime
86		1:12.512	86		1:06.988	86		1:07.041	86		1:09.489	86		1:09.945
17	2.394	1:14.906	13	5.005	1:07.955	13	5.705	1:07.741	13	3.853	1:07.637	13	1.164	1:07.256
96	3.833	1:16.345	17	5.594	1:10.188	17	8.091	1:09.538	22	1 LAP	1:36.245	17	8.228	1:09.066
13	4.038	1:16.550	96	7.376	1:10.531	96	10.302	1:09.967	17	9.107	1:10.505	96	12.846	1:11.836
33	5.345	1:17.857	33	8.190	1:09.833	33	11.055	1:09.906	96	10.955	1:10.142	33	13.254	1:11.899
19	5.744	1:18.256	19	9.410	1:10.654	19	14.097	1:11.728	33	11.300	1:09.734	19	16.431	1:11.012
40	8.143	1:20.655	40	14.623	1:13.468	40	20.872	1:13.290	19	15.364	1:10.756	40	31.464	1:15.747
90	11.527	1:24.039	90	20.502	1:15.963	90	30.060	1:16.599	40	25.662	1:14.279	22	1 LAP	1:38.055
88	14.392	1:26.904	88	25.174	1:17.770	88	34.320	1:16.187	90	37.279	1:16.708	90	43.958	1:16.624
22	22.433	1:34.945	22	47.428	1:31.983				88	40.588	1:15.757	88	45.203	1:14.560

Weather / Track : Sunny / Dry

Castle Combe
Circuit Length = 1.8500 miles
Start: 15:04 End: 15:22

Castle Combe Sports & GT Championship

RACE 14 - LAP CHART

Lap 6			Lap 7			Lap 8			Lap 9			Lap 10		
No	Behind	Laptime	No	Behind	Laptime	No	Behind	Laptime	No	Behind	Laptime	No	Behind	Laptime
86		1:06.575	86		1:06.162	86		1:06.321	86		1:06.358	86		1:06.702
13	1.886	1:07.297	13	3.022	1:07.298	13	4.752	1:08.051	88	1 LAP	1:16.031	40	1 LAP	1:17.374
17	11.030	1:09.377	17	14.297	1:09.429	17	18.403	1:10.427	13	6.700	1:08.306	13	8.520	1:08.522
96	16.878	1:10.607	96	21.558	1:10.842	33	26.716	1:11.146	90	1 LAP	1:18.267	88	1 LAP	1:15.065
33	16.995	1:10.316	33	21.891	1:11.058	22	2 LAPS	1:35.754	17	23.174	1:11.129	90	1 LAP	1:17.017
19	20.903	1:11.047	19	25.909	1:11.168	96	27.158	1:11.921	33	30.456	1:10.098	17	26.722	1:10.250
40	40.181	1:15.292	40	48.778	1:14.759	19	31.200	1:11.612	96	34.845	1:14.045	33	33.077	1:09.323
88	53.242	1:14.614	88	1:02.327	1:15.247	40	56.853	1:14.396	19	35.619	1:10.777	19	40.161	1:11.244
90	55.188	1:17.805	90	1:05.560	1:16.534				22	2 LAPS	1:33.760	96	41.726	1:13.583
22	1 LAP	1:34.980												

Weather / Track : Sunny / Dry

Castle Combe
Circuit Length = 1.8500 miles
Start: 15:04 End: 15:22

Castle Combe Sports & GT Championship

RACE 14 - LAP CHART

Lap 11			Lap 12			Lap 13			Lap 14			Lap 15		
No	Behind	Laptime	No	Behind	Laptime	No	Behind	Laptime	No	Behind	Laptime	No	Behind	Laptime
86		1:08.235	86		1:06.728	86		1:05.586	86		1:05.903	86		1:06.006
13	9.096	1:08.811	13	11.062	1:08.694	13	14.597	1:09.121	22	4 LAPS	1:34.031	17	1 LAP	1:20.513
40	1 LAP	1:18.462	40	1 LAP	1:14.436	40	1 LAP	1:14.196	13	17.670	1:08.976	13	21.526	1:09.862
22	3 LAPS	1:34.942	88	1 LAP	1:16.444	88	1 LAP	1:17.962	40	1 LAP	1:14.356	22	4 LAPS	1:33.276
88	1 LAP	1:15.419	33	38.178	1:10.995	33	44.420	1:11.828	88	1 LAP	1:20.687	40	1 LAP	1:14.569
90	1 LAP	1:16.794	90	1 LAP	1:17.219	90	1 LAP	1:17.202	19	58.988	1:11.891	19	1:03.999	1:11.017
17	30.971	1:12.484	17	42.317	1:18.074	19	53.000	1:11.011	96	1:01.105	1:11.760	96	1:06.865	1:11.766
33	33.911	1:09.069	22	3 LAPS	1:35.254	96	55.248	1:11.630	90	1 LAP	1:17.766	88	1 LAP	1:18.093
19	43.049	1:11.123	19	47.575	1:11.254	17	58.511	1:21.780				90	1 LAP	1:17.144
96	44.692	1:11.201	96	49.204	1:11.240									

Weather / Track : Sunny / Dry

Castle Combe
Circuit Length = 1.8500 miles
Start: 15:04 End: 15:22

Castle Combe Formula Ford 1600 Championship

QUALIFYING - RACE 7 - COMBINED CLASSIFICATION

POS	NO	CL	NAME	ENTRY	FIRST		SECOND		GAP	DIFF
					TIME	LAPS	TIME	LAPS		
1	111	A	Ben NORTON	Spectrum 010b	1:14.016	1	1:11.435	6		
2	0	A	Felix FISHER	Van Diemen RF00	1:13.343	2	1:11.524	7	0.089	0.089
3	3	A	Steven JENSEN	Spectrum 011b	1:11.776	3	1:11.702	7	0.267	0.178
4	35	A	Rob HALL	Swift SC10	1:12.880	2	1:11.725	7	0.290	0.023
5	7	A	Edward MOORE	Ray GR11	1:16.940	2	1:12.105	7	0.670	0.380
6	23	B	Nathan WARD	Swift SC95	1:13.673	2	1:12.647	7	1.212	0.542
7	6	A	Roger ORGEE	Van Diemen RF00	1:13.395	3	1:12.721	7	1.286	0.074
8	62	B	Adam HIGGINS	Van Diemen RF90	1:14.646	2	1:12.987	7	1.552	0.266
9	27	B	David VIVIAN	Swift SC92		0	1:13.172	3	1.737	0.185
10	9	A	Nick JONES	Spectrum 011c	1:13.636	3	1:13.575	7	2.140	0.403
11	43	B	Luke COOPER	Swift SC92	1:15.006	2	1:14.536	5	3.101	0.961
12	57	C	David COBBOLD	Van Diemen RF 89	1:16.065	2	1:15.300	7	3.865	0.764
13	45	A	Steve CHAPMAN	Van Diemen RF02	1:16.083	2	1:15.375	6	3.940	0.075
14	78	C	Iain HOUSTON	Van Diemen RF89	1:16.318	2	1:15.597	6	4.162	0.222
15	84	C	Stephen BRACEGIRDLE	Van Diemen RF 89	1:17.487	2	1:16.589	6	5.154	0.992
16	74	C	Darren HAMLEN	Royale RP36	1:21.801	1	1:16.839	6	5.404	0.250
17	21	B	Mike MADGE	Vector 1600	1:20.524	1	1:17.600	6	6.165	0.761
18	75	C	Peter DICCOX	Van Diemen RF89	1:18.440	2	1:18.265	6	6.830	0.665
19	70	B	Kelvin FOY	Swift SC93	1:18.356	1	1:18.489	6	6.921	0.091
20	16	B	Vincent MANN	Swift SC92		0	1:18.380	4	6.945	0.024

Car No 16 needs a working transponder -Q.12.2.1

Weather / Track : Sunny / Dry

These results are provisional until the conclusion of any judicial and technical matters.

Castle Combe

Circuit Length = 1.8500 miles

Start: 09:30 End: 09:40

Clerk of Course :		Timekeeper :
-------------------	--	--------------

Castle Combe Formula Free Single Seaters QUALIFYING - RACE 7 - LAP ANALYSIS

0	Felix FISHER		A Van Diemen RF00			
1 -	1:13.372	+ 1.848	9:32:53.825	5 -	1:11.524	9:37:44.135
2 -	1:13.438	+ 1.914	9:34:07.263	6 -	1:11.772	+ 0.248 9:38:55.907
3 -	1:11.882	+ 0.358	9:35:19.145	7 -	1:11.804	+ 0.280 9:40:07.711
4 -	1:13.466	+ 1.942	9:36:32.611			
3	Steven JENSEN		A Spectrum 011b			
1 -	1:14.045	+ 2.343	9:32:50.491	5 -	1:11.885	+ 0.183 9:37:38.041
2 -	1:12.021	+ 0.319	9:34:02.512	6 -	1:12.223	+ 0.521 9:38:50.264
3 -	1:11.702		9:35:14.214	7 -	1:12.156	+ 0.454 9:40:02.420
4 -	1:11.942	+ 0.240	9:36:26.156			
6	Roger ORGEE		A Van Diemen RF00			
1 -	1:14.016	+ 1.295	9:32:52.581	5 -	1:13.058	+ 0.337 9:37:46.701
2 -	1:13.734	+ 1.013	9:34:06.315	6 -	1:13.732	+ 1.011 9:39:00.433
3 -	1:12.721		9:35:19.036	7 -	1:13.092	+ 0.371 9:40:13.525
4 -	1:14.607	+ 1.886	9:36:33.643			
7	Edward MOORE		A Ray GR11			
1 -	1:14.084	+ 1.979	9:32:50.239	5 -	1:12.636	+ 0.531 9:37:40.390
2 -	1:12.945	+ 0.840	9:34:03.184	6 -	1:14.222	+ 2.117 9:38:54.612
3 -	1:12.216	+ 0.111	9:35:15.400	7 -	1:12.105	9:40:06.717
4 -	1:12.354	+ 0.249	9:36:27.754			
9	Nick JONES		A Spectrum 011c			
1 -	1:15.293	+ 1.718	9:32:56.373	5 -	1:13.575	9:37:51.481
2 -	1:14.038	+ 0.463	9:34:10.411	6 -	1:13.845	+ 0.270 9:39:05.326
3 -	1:13.751	+ 0.176	9:35:24.162	7 -	1:15.377	+ 1.802 9:40:20.703
4 -	1:13.744	+ 0.169	9:36:37.906			
16	Vincent MANN		B Swift SC92			
1 -	1:24.558	+ 6.178	9:34:30.026	3 -	1:18.380	9:37:08.915
2 -	1:20.509	+ 2.129	9:35:50.535	4 -	2:16.258 P	+ 57.878 9:39:25.173
21	Mike MADGE		B Vector 1600			
1 -	1:17.600		9:33:16.746	4 -	1:18.100	+ 0.500 9:37:11.047
2 -	1:18.014	+ 0.414	9:34:34.760	5 -	1:18.802	+ 1.202 9:38:29.849
3 -	1:18.187	+ 0.587	9:35:52.947	6 -	1:18.789	+ 1.189 9:39:48.638
23	Nathan WARD		B Swift SC95			
1 -	1:14.252	+ 1.605	9:32:56.158	5 -	1:12.979	+ 0.332 9:37:49.711
2 -	1:13.636	+ 0.989	9:34:09.794	6 -	1:12.647	9:39:02.358
3 -	1:13.613	+ 0.966	9:35:23.407	7 -	1:12.808	+ 0.161 9:40:15.166
4 -	1:13.325	+ 0.678	9:36:36.732			
27	David VIVIAN		B Swift SC92			
1 -	1:14.303	+ 1.131	9:32:51.041	3 -	1:13.515	+ 0.343 9:35:17.728
2 -	1:13.172		9:34:04.213			
35	Rob HALL		A Swift SC10			
1 -	1:12.889	+ 1.164	9:32:54.074	5 -	1:11.725	9:37:41.847
2 -	1:11.947	+ 0.222	9:34:06.021	6 -	1:11.901	+ 0.176 9:38:53.748
3 -	1:12.194	+ 0.469	9:35:18.215	7 -	1:11.948	+ 0.223 9:40:05.696
4 -	1:11.907	+ 0.182	9:36:30.122			
43	Luke COOPER		B Swift SC92			
1 -	1:14.685	+ 0.149	9:33:08.533	4 -	1:35.495 P	+ 20.959 9:37:13.201
2 -	1:14.536		9:34:23.069	5 -	3:12.588	+ 1:58.052 9:40:25.789
3 -	1:14.637	+ 0.101	9:35:37.706			

Car No 16 needs a working transponder -Q.12.2.1

Weather / Track : Sunny / Dry

Castle Combe
Circuit Length = 1.8500 miles
Start: 09:30 End: 09:40

Castle Combe Formula Free Single Seaters

QUALIFYING - RACE 7 - LAP ANALYSIS

45	Steve CHAPMAN		A Van Diemen RF02			
1 -	1:16.397	+ 1.022	9:33:08.350	4 -	1:15.375	9:36:55.106
2 -	1:15.913	+ 0.538	9:34:24.263	5 -	1:42.955	+ 27.580 9:38:38.061
3 -	1:15.468	+ 0.093	9:35:39.731	6 -	1:24.155	+ 8.780 9:40:02.216
57	David COBOLD		C Van Diemen RF 89			
1 -	1:16.070	+ 0.770	9:32:58.629	5 -	1:16.718	+ 1.418 9:38:02.218
2 -	1:15.864	+ 0.564	9:34:14.493	6 -	1:15.954	+ 0.654 9:39:18.172
3 -	1:15.300		9:35:29.793	7 -	1:15.883	+ 0.583 9:40:34.055
4 -	1:15.707	+ 0.407	9:36:45.500			
62	Adam HIGGINS		B Van Diemen RF90			
1 -	1:14.976	+ 1.989	9:32:50.811	5 -	1:13.583	+ 0.596 9:37:46.066
2 -	1:13.241	+ 0.254	9:34:04.052	6 -	1:12.987	9:38:59.053
3 -	1:14.493	+ 1.506	9:35:18.545	7 -	1:13.550	+ 0.563 9:40:12.603
4 -	1:13.938	+ 0.951	9:36:32.483			
70	Kelvin FOY		B Swift SC93			
1 -	1:19.575	+ 1.086	9:33:21.342	4 -	1:18.664	+ 0.175 9:37:18.001
2 -	1:19.382	+ 0.893	9:34:40.724	5 -	1:19.379	+ 0.890 9:38:37.380
3 -	1:18.613	+ 0.124	9:35:59.337	6 -	1:18.489	9:39:55.869
74	Darren HAMLEN		C Royale RP36			
1 -	1:18.002	+ 1.163	9:33:14.186	4 -	1:16.839	9:37:05.899
2 -	1:17.260	+ 0.421	9:34:31.446	5 -	1:17.872	+ 1.033 9:38:23.771
3 -	1:17.614	+ 0.775	9:35:49.060	6 -	1:17.366	+ 0.527 9:39:41.137
75	Peter DICCOX		C Van Diemen RF89			
1 -	1:19.369	+ 1.104	9:33:16.223	4 -	1:18.265	9:37:12.168
2 -	1:18.341	+ 0.076	9:34:34.564	5 -	1:18.527	+ 0.262 9:38:30.695
3 -	1:19.339	+ 1.074	9:35:53.903	6 -	1:18.475	+ 0.210 9:39:49.170
78	Iain HOUSTON		C Van Diemen RF89			
1 -	1:16.898	+ 1.301	9:33:03.852	4 -	1:17.864	+ 2.267 9:36:53.463
2 -	1:15.889	+ 0.292	9:34:19.741	5 -	1:15.597	9:38:09.060
3 -	1:15.858	+ 0.261	9:35:35.599	6 -	1:16.014	+ 0.417 9:39:25.074
84	Stephen BRACEGIRDLE		C Van Diemen RF 89			
1 -	1:19.040	+ 2.451	9:33:00.853	4 -	1:17.296	+ 0.707 9:36:51.874
2 -	1:17.136	+ 0.547	9:34:17.989	5 -	1:17.705	+ 1.116 9:38:09.579
3 -	1:16.589		9:35:34.578	6 -	1:16.769	+ 0.180 9:39:26.348
111	Ben NORTON		A Spectrum 010b			
1 -	1:18.171	+ 6.736	9:32:55.765	4 -	1:21.672	+ 10.237 9:36:41.047
2 -	1:12.175	+ 0.740	9:34:07.940	5 -	1:11.690	+ 0.255 9:37:52.737
3 -	1:11.435		9:35:19.375	6 -	1:41.449 P	+ 30.014 9:39:34.186

Car No 16 needs a working transponder -Q.12.2.1

Weather / Track : Sunny / Dry


Castle Combe
Circuit Length = 1.8500 miles
Start: 09:30 End: 09:40

Castle Combe Formula Ford 1600 Championship

RACE 7 - GRID

ROW 10	1:18.356 70 Kelvin FOY	1:18.380 16 Vincent MANN
ROW 9	1:17.600 21 Mike MADGE	1:18.265 75 Peter DICCOX
ROW 8	1:16.589 84 Stephen BRACEGIRDLE	1:16.839 74 Darren HAMLLEN
ROW 7	1:15.375 45 Steve CHAPMAN	1:15.597 78 Iain HOUSTON
ROW 6	1:14.536 43 Luke COOPER	1:15.300 57 David COBBOLD
ROW 5	1:13.172 27 David VIVIAN	1:13.575 9 Nick JONES
ROW 4	1:12.721 6 Roger ORGEE	1:12.987 62 Adam HIGGINS
ROW 3	1:12.105 7 Edward MOORE	1:12.647 23 Nathan WARD
ROW 2	1:11.702 3 Steven JENSEN	1:11.725 35 Rob HALL
ROW 1	1:11.435 111 Ben NORTON	1:11.524 0 Felix FISHER

Pole



Castle Combe
Circuit Length = 1.8500 miles

These results are provisional until the conclusion of any judicial and technical matters.


Clerk of Course :		Timekeeper :
-------------------	--	--------------

Castle Combe Formula Ford 1600 Championship

RACE 13 - GRID - AMENDED

ROW 10	70	1:18.356 Kelvin FOY	16	1:20.509 Vincent MANN
ROW 9	21	1:18.014 Mike MADGE	75	1:18.341 Peter DICCOX
ROW 8	84	1:16.769 Stephen BRACEGIRDLE	74	1:17.260 Darren HAMLEN
ROW 7	57	1:15.707 David COBBOLD	78	1:15.858 Iain HOUSTON
ROW 6	43	1:14.637 Luke COOPER	45	1:15.468 Steve CHAPMAN
ROW 5	27	1:13.515 David VIVIAN	9	1:13.636 Nick JONES
ROW 4	6	1:13.058 Roger ORGEE	62	1:13.241 Adam HIGGINS
ROW 3	7	1:12.216 Edward MOORE	23	1:12.808 Nathan WARD
ROW 2	3	1:11.776 Steven JENSEN	35	1:11.901 Rob HALL
ROW 1	111	1:11.690 Ben NORTON	0	1:11.772 Felix FISHER

Pole



Castle Combe
Circuit Length = 1.8500 miles

These results are provisional until the conclusion of any judicial and technical matters.

Clerk of Course :	Timekeeper :
-------------------	--------------

Castle Combe Formula Ford 1600 Championship

RACE 7 - CLASSIFICATION

POS	NO	CL	NAME	ENTRY	LAPS	TIME	GAP	DIFF	MPH	BEST	ON
1	111	A	Ben NORTON	Spectrum 010b	12	14:37.247			91.10	1:11.613	9
2	35	A	Rob HALL	Swift SC10	12	14:37.356	0.109	0.109	91.09	1:11.981	5
3	3	A	Steven JENSEN	Spectrum 011b	12	14:38.263	1.016	0.907	90.99	1:11.876	3
4	0	A	Felix FISHER	Van Diemen RF00	12	14:38.412	1.165	0.149	90.98	1:11.938	11
5	27	B	David VIVIAN	Swift SC92	12	14:45.765	8.518	7.353	90.22	1:12.638	8
6	62	B	Adam HIGGINS	Van Diemen RF90	12	14:49.954	12.707	4.189	89.80	1:12.939	6
7	7	A	Edward MOORE	Ray GR11	12	14:50.741	13.494	0.787	89.72	1:12.821	5
8	6	A	Roger ORGEE	Van Diemen RF00	12	14:50.958	13.711	0.217	89.70	1:13.107	3
9	43	B	Luke COOPER	Swift SC92	12	14:51.156	13.909	0.198	89.68	1:12.907	6
10	45	A	Steve CHAPMAN	Van Diemen RF02	12	15:22.310	45.063	31.154	86.65	1:15.550	5
11	57	C	David COBBOLD	Van Diemen RF 89	12	15:34.618	57.371	12.308	85.51	1:15.960	4
12	74	C	Darren HAMLEN	Royale RP36	12	15:38.399	1:01.152	3.781	85.16	1:16.553	10
13	21	B	Mike MADGE	Vector 1600	12	15:40.296	1:03.049	1.897	84.99	1:16.682	9
14	16	B	Vincent MANN	Swift SC92	11	14:46.690	1 lap	1 lap	82.62	1:18.266	7
15	75	C	Peter DICCOX	Van Diemen RF89	11	15:40.094	1 lap	53.404	77.92	1:17.748	2

NOT CLASSIFIED

DNF	70	B	Kelvin FOY	Swift SC93	10	13:21.524	2 laps	1 lap	83.09	1:18.579	5
DNF	23	B	Nathan WARD	Swift SC95	7	13:49.249	5 laps	3 laps	56.21	1:13.176	4
DNF	84	C	Stephen BRACEGIRDLE	Van Diemen RF 89	5	7:27.044	7 laps	2 laps	74.48	1:18.856	2
DNF	9	A	Nick JONES	Spectrum 011c	0						
DNF	78	C	Iain HOUSTON	Van Diemen RF89	0						

FASTEST LAP

111	A	Ben NORTON	Spectrum 010b	9	1:11.613	93.00 mph	149.66 kph
27	B	David VIVIAN	Swift SC92	8	1:12.638	91.68 mph	147.55 kph
57	C	David COBBOLD	Van Diemen RF 89	4	1:15.960	87.67 mph	141.10 kph

Weather / Track : Bright / Dry

These results are provisional until the conclusion of any judicial and technical matters.

Castle Combe

Circuit Length = 1.8500 miles

Start: 13:31 End: 13:47

Clerk of Course :	Timekeeper :
-------------------	--------------

Castle Combe Formula Ford 1600 Championship

RACE 7 - LAP CHART

Lap 1			Lap 2			Lap 3			Lap 4			Lap 5		
No	Behind	Laptime	No	Behind	Laptime	No	Behind	Laptime	No	Behind	Laptime	No	Behind	Laptime
0		1:19.519	35		1:12.898	35		1:12.492	35		1:13.012	35		1:11.981
35	0.120	1:19.639	3	0.876	1:13.408	3	0.260	1:11.876	3	0.217	1:12.969	111	0.450	1:11.952
111	0.323	1:19.842	0	1.182	1:14.200	111	0.805	1:11.845	111	0.479	1:12.686	3	0.787	1:12.551
3	0.486	1:20.005	111	1.452	1:14.147	27	1.958	1:12.835	0	1.904	1:12.440	0	2.325	1:12.402
27	1.710	1:21.229	27	1.615	1:12.923	0	2.476	1:13.786	27	1.992	1:13.046	27	2.738	1:12.727
62	2.707	1:22.226	6	3.320	1:13.515	6	3.935	1:13.107	6	4.190	1:13.267	6	5.530	1:13.321
6	2.823	1:22.342	62	3.854	1:14.165	62	4.571	1:13.209	62	4.501	1:12.942	7	5.745	1:12.821
7	2.968	1:22.487	7	4.051	1:14.101	7	4.834	1:13.275	7	4.905	1:13.083	62	6.304	1:13.784
43	3.414	1:22.933	43	4.388	1:13.992	43	5.184	1:13.288	43	5.398	1:13.226	43	6.583	1:13.166
23	3.990	1:23.509	57	9.636	1:17.734	45	13.448	1:16.082	45	16.003	1:15.567	45	19.572	1:15.550
57	4.920	1:24.439	45	9.858	1:17.576	57	13.878	1:16.734	57	16.826	1:15.960	57	23.786	1:18.941
45	5.300	1:24.819	21	13.471	1:17.461	21	18.511	1:17.532	74	23.659	1:17.854	74	29.167	1:17.489
21	9.028	1:28.547	74	13.666	1:17.388	74	18.817	1:17.643	21	23.978	1:18.479	21	29.791	1:17.794
74	9.296	1:28.815	75	14.854	1:17.748	75	20.441	1:18.079	75	26.033	1:18.604	75	32.306	1:18.254
75	10.124	1:29.643	70	17.623	1:18.874	70	24.102	1:18.971	70	29.969	1:18.879	70	36.567	1:18.579
70	11.767	1:31.286	84	17.840	1:18.856	84	24.705	1:19.357	84	30.670	1:18.977	16	39.415	1:19.833
84	12.002	1:31.521	16	18.776	1:19.415	16	25.146	1:18.862	16	31.563	1:19.429			
16	12.379	1:31.898	23	24.994	1:34.022 P									

Weather / Track : Bright / Dry

Castle Combe
Circuit Length = 1.8500 miles
Start: 13:31 End: 13:47

Castle Combe Formula Ford 1600 Championship
RACE 7 - LAP CHART

Lap 6			Lap 7			Lap 8			Lap 9			Lap 10		
No	Behind	Laptime	No	Behind	Laptime	No	Behind	Laptime	No	Behind	Laptime	No	Behind	Laptime
35		1:12.617	35		1:12.846	35		1:12.519	35		1:12.056	111		1:11.789
111	0.351	1:12.518	3	0.144	1:12.487	111	0.671	1:12.809	111	0.228	1:11.613	35	0.418	1:12.435
3	0.503	1:12.333	111	0.381	1:12.876	3	1.181	1:13.556	3	1.085	1:11.960	3	1.256	1:12.188
0	2.436	1:12.728	0	1.582	1:11.992	0	1.339	1:12.276	0	1.278	1:11.995	0	1.430	1:12.169
27	3.432	1:13.311	27	3.468	1:12.882	27	3.587	1:12.638	27	4.576	1:13.045	27	5.897	1:13.338
84	1 LAP	1:58.333 P	7	6.660	1:13.148	7	7.476	1:13.335	62	8.854	1:13.231	62	10.154	1:13.317
6	6.057	1:13.144	62	6.892	1:13.112	62	7.679	1:13.306	7	9.131	1:13.711	7	10.419	1:13.305
7	6.358	1:13.230	6	7.107	1:13.896	6	7.900	1:13.312	6	9.338	1:13.494	6	10.660	1:13.339
62	6.626	1:12.939	43	7.296	1:13.269	43	8.230	1:13.453	43	9.614	1:13.440	43	10.923	1:13.326
43	6.873	1:12.907	23	4 LAPS	5:58.487 P	23	4 LAPS	1:13.176	23	4 LAPS	1:13.409	23	4 LAPS	1:13.244
45	22.931	1:15.976	45	26.202	1:16.117	45	29.987	1:16.304	45	33.717	1:15.786	45	37.462	1:15.762
57	30.474	1:19.305	57	34.662	1:17.034	75	1 LAP	2:06.584 P	57	44.175	1:17.151	57	48.272	1:16.114
74	33.367	1:16.817	74	37.773	1:17.252	57	39.080	1:16.937	75	1 LAP	1:18.566	75	1 LAP	1:18.264
21	34.397	1:17.223	21	38.892	1:17.341	74	42.035	1:16.781	74	46.879	1:16.900	74	51.415	1:16.553
70	43.843	1:19.893	70	49.631	1:18.634	21	43.394	1:17.021	21	48.020	1:16.682	21	52.820	1:16.817
16	45.190	1:18.392	16	50.610	1:18.266	70	55.866	1:18.754	70	1:02.702	1:18.892	70	1:09.447	1:18.762
75	57.002	1:37.313 P				16	57.256	1:19.165	16	1:04.039	1:18.839	16	1:10.668	1:18.646

Weather / Track : Bright / Dry

Castle Combe
 Circuit Length = 1.8500 miles
 Start: 13:31 End: 13:47

Castle Combe Formula Ford 1600 Championship
RACE 7 - LAP CHART

Lap 11			Lap 12		
No	Behind	Laptime	No	Behind	Laptime
35		1:12.038	111		1:12.617
111	0.097	1:12.553	35	0.109	1:12.823
3	0.676	1:11.876	3	1.016	1:13.054
0	0.912	1:11.938	0	1.165	1:12.967
27	7.280	1:13.839	27	8.518	1:13.952
62	11.986	1:14.288	16	1 LAP	1:23.945
7	12.185	1:14.222	62	12.707	1:13.435
6	12.445	1:14.241	7	13.494	1:14.023
43	12.662	1:14.195	6	13.711	1:13.980
23	4 LAPS	1:13.402	43	13.909	1:13.961
45	40.758	1:15.752	45	45.063	1:17.019
57	52.336	1:16.520	57	57.371	1:17.749
74	56.099	1:17.140	74	1:01.152	1:17.767
75	1 LAP	1:18.727	75	1 LAP	1:18.312
21	57.468	1:17.104	21	1:03.049	1:18.295

Weather / Track : Bright / Dry

Castle Combe
 Circuit Length = 1.8500 miles
 Start: 13:31 End: 13:47

Castle Combe Formula Ford 1600 Championship

RACE 13 - CLASSIFICATION

POS	NO	CL	NAME	ENTRY	LAPS	TIME	GAP	DIFF	MPH	BEST	ON
1	35	A	Rob HALL	Swift SC10	5	6:07.768			90.54	1:11.971	2
2	27	B	David VIVIAN	Swift SC92	5	6:13.858	6.090	6.090	89.07	1:12.628	3
3	23	B	Nathan WARD	Swift SC95	5	6:14.251	6.483	0.393	88.97	1:12.650	5
4	62	B	Adam HIGGINS	Van Diemen RF90	5	6:16.717	8.949	2.466	88.39	1:13.354	4
5	6	A	Roger ORGEE	Van Diemen RF00	5	6:16.914	9.146	0.197	88.34	1:13.335	4
6	43	B	Luke COOPER	Swift SC92	5	6:17.055	9.287	0.141	88.31	1:13.402	3
7	111	A	Ben NORTON	Spectrum 010b	5	6:19.133	11.365	2.078	87.83	1:11.587	5
8	78	C	Iain HOUSTON	Van Diemen RF89	5	6:33.295	25.527	14.162	84.66	1:16.275	3
9	7	A	Edward MOORE	Ray GR11	5	6:36.516	28.748	3.221	83.98	1:14.344	2
10	21	B	Mike MADGE	Vector 1600	5	6:40.118	32.350	3.602	83.22	1:17.661	2
11	75	C	Peter DICCOX	Van Diemen RF89	5	6:40.832	33.064	0.714	83.07	1:17.625	2
12	84	C	Stephen BRACEGIRDLE	Van Diemen RF 89	5	6:41.150	33.382	0.318	83.01	1:17.560	2
13	74	C	Darren HAMLEN	Royale RP36	5	6:42.954	35.186	1.804	82.64	1:17.045	3
14	57	C	David COBBOLD	Van Diemen RF 89	5	7:09.623	1:01.855	26.669	77.51	1:16.657	2
NOT CLASSIFIED											
DNF	16	B	Vincent MANN	Swift SC92	2	2:53.610	3 laps	3 laps	76.72	1:19.757	2
DNF	0	A	Felix FISHER	Van Diemen RF00	0						
DNF	3	A	Steven JENSEN	Spectrum 011b	0						
DNF	9	A	Nick JONES	Spectrum 011c	0						
DNF	45	A	Steve CHAPMAN	Van Diemen RF02	0						
FASTEST LAP											
	111	A	Ben NORTON	Spectrum 010b	5	1:11.587			93.03 mph	149.72 kph	
	27	B	David VIVIAN	Swift SC92	3	1:12.628			91.70 mph	147.57 kph	
	78	C	Iain HOUSTON	Van Diemen RF89	3	1:16.275			87.31 mph	140.52 kph	

Car No 111 - 10 second penalty - False Start - Q.12.4 & Q.12.5

Weather / Track : Sunny / Dry

These results are provisional until the conclusion of any judicial and technical matters.

Castle Combe

Circuit Length = 1.8500 miles

Start: 16:48 End: 16:55

Clerk of Course :		Timekeeper :
-------------------	--	--------------

Castle Combe Formula Ford 1600 Championship
RACE 13 - LAP CHART

Lap 1			Lap 2			Lap 3			Lap 4			Lap 5		
No	Behind	Laptime	No	Behind	Laptime	No	Behind	Laptime	No	Behind	Laptime	No	Behind	Laptime
35		1:18.296	35		1:11.971	35		1:12.513	35		1:12.334	35		1:12.654
62	2.266	1:20.562	111	3.192	1:12.325	111	2.854	1:12.175	111	2.432	1:11.912	111	1.365	1:11.587
111	2.838	1:21.134	27	5.030	1:13.961	27	5.145	1:12.628	27	5.870	1:13.059	27	6.090	1:12.874
27	3.040	1:21.336	62	5.507	1:15.212	23	6.091	1:12.945	23	6.487	1:12.730	23	6.483	1:12.650
23	3.336	1:21.632	23	5.659	1:14.294	62	6.815	1:13.821	62	7.835	1:13.354	62	8.949	1:13.768
6	3.734	1:22.030	6	5.919	1:14.156	6	6.968	1:13.562	6	7.969	1:13.335	6	9.146	1:13.831
43	4.285	1:22.581	43	6.239	1:13.925	43	7.128	1:13.402	43	8.225	1:13.431	43	9.287	1:13.716
78	7.997	1:26.293	78	12.344	1:16.318	78	16.106	1:16.275	78	20.910	1:17.138	78	25.527	1:17.271
57	8.300	1:26.596	57	12.986	1:16.657	21	20.008	1:17.992	21	26.323	1:18.649	7	28.748	1:14.462
21	8.839	1:27.135	21	14.529	1:17.661	57	20.337	1:19.864	75	26.894	1:18.670	21	32.350	1:18.681
74	8.965	1:27.261	75	15.046	1:17.625	75	20.558	1:18.025	7	26.940	1:15.316	75	33.064	1:18.824
75	9.392	1:27.688	84	15.893	1:17.560	84	20.960	1:17.580	84	27.389	1:18.763	84	33.382	1:18.647
84	10.304	1:28.600	74	19.145	1:22.151	74	23.677	1:17.045	74	30.059	1:18.716	74	35.186	1:17.781
16	15.557	1:33.853	7	21.771	1:14.344	7	23.958	1:14.700	57	40.150	1:32.147	57	1:01.855	1:34.359
7	19.398	1:37.694	16	23.343	1:19.757									

Car No 111 - 10 second penalty - False Start - Q.12.4 & Q.12.5

Weather / Track : Sunny / Dry

Castle Combe
 Circuit Length = 1.8500 miles
 Start: 16:48 End: 16:55

Castle Combe Saloon Car Championship supported by National Mobile Windscreens
QUALIFYING - RACE 5 - CLASSIFICATION

POS	NO	CL	NAME	ENTRY	TIME	ON	LAPS	GAP	DIFF	MPH
1	91	A	Adam PREBBLE	Rover 220 Turbo	1:16.547	5	10			87.00
2	98	A	Mark WYATT	Vauxhall Astra	1:16.664	8	11	0.117	0.117	86.87
3	1	B	Nick CHARLES	Peugeot 106 GTi	1:16.758	7	9	0.211	0.094	86.76
4	96	A	Robert BALLARD	Seat Cupra	1:17.012	8	11	0.465	0.254	86.48
5	30	A	Tony DOLLEY	Peugeot 206 GTi	1:17.417	10	10	0.870	0.405	86.02
6	40	B	Adrian SLADE	MG ZR	1:19.265	8	10	2.718	1.848	84.02
7	69	A	Daryl RADFORD	Volkswagen Bora	1:19.447	6	10	2.900	0.182	83.82
8	68	B	Nick MIZEN	MG ZR	1:19.672	9	10	3.125	0.225	83.59
9	70	C	Nick CLARK	Suzuki Swift	1:20.230	8	10	3.683	0.558	83.01
10	97	B	Simon THORNTON-NORRIS	Honda Integra	1:20.815	1	2	4.268	0.585	82.41
11	44	C	William BURNS	Ford Fiesta	1:20.927	4	4	4.380	0.112	82.29
12	95	A	Christopher FRYER	Mini Cooper S JCW	1:21.713	8	10	5.166	0.786	81.50
13	15	C	Charles HYDE-ANDREWS-BIRD	Ford Fiesta	1:21.824	7	10	5.277	0.111	81.39
14	13	A	Guy PARR	BMW Mini	1:21.973	6	10	5.426	0.149	81.24
15	2	C	Russell AKERS	Vauxhall Astra	1:21.974	8	10	5.427	0.001	81.24
16	5	C	Russell POYNTER-BROWN	Vauxhall Corsa	1:22.252	7	10	5.705	0.278	80.97
17	65	B	Martin CHIVERS	Rover MG ZR	1:22.341	7	10	5.794	0.089	80.88
18	67	D	Geoff WADE	Honda Integra	1:22.529	9	9	5.982	0.188	80.69
19	9	B	Richard MARSH	MG ZR	1:22.561	10	10	6.014	0.032	80.66
20	46	B	Anne KING	MG ZR190	1:22.579	8	10	6.032	0.018	80.65
21	3	B	James KEEPIN	MG ZR	1:22.897	2	9	6.350	0.318	80.34
22	18	C	Steve SUTTON	Peugeot 106 SXi	1:24.873	7	10	8.326	1.976	78.47
23	27	C	Geraldine DUFF	Rover 25	1:27.375	9	9	10.828	2.502	76.22
24	22	B	Carl LOADER	Citroen Saxo VTS	1:28.076	3	3	11.529	0.701	75.61
25	21	B	Ben HINDLE	Peugeot 106 GTi	1:28.836	1	2	12.289	0.760	74.96
26	23	C	Peter WESTON	Rover 25	1:28.936	8	9	12.389	0.100	74.88
27	49	B	Rodney APPERLEY	Peugeot 106 GTi	1:31.750	5	9	15.203	2.814	72.58
28	19	C	Eddie BENTON	Citroen Saxo	1:33.138	8	8	16.591	1.388	71.50

Car No 18 needs a working transponder - Q.12.2.1

Weather / Track : Bright / Dry

These results are provisional until the conclusion of any judicial and technical matters.

Castle Combe

Circuit Length = 1.8500 miles

Start: 16:52 End: 17:09

Clerk of Course :		Timekeeper :
-------------------	--	--------------

Castle Combe Saloon Car Championship supported by National Mobile
Windscreens

QUALIFYING - RACE 5 - LAP ANALYSIS

1	Nick CHARLES		B Peugeot 106 GTi				
1 -	1:34.945	+ 18.187	16:56:51.332	6 -	1:26.033	+ 9.275	17:03:44.201
2 -	1:25.389	+ 8.631	16:58:16.721	7 -	1:16.758		17:05:00.959
3 -	1:26.038	+ 9.280	16:59:42.759	8 -	1:37.136	+ 20.378	17:06:38.095
4 -	1:17.808	+ 1.050	17:01:00.567	9 -	1:17.368	+ 0.610	17:07:55.463
5 -	1:17.601	+ 0.843	17:02:18.168				
2	Russell AKERS		C Vauxhall Astra				
1 -	1:27.160	+ 5.186	16:56:12.660	6 -	1:24.929	+ 2.955	17:03:14.271
2 -	1:26.504	+ 4.530	16:57:39.164	7 -	1:22.747	+ 0.773	17:04:37.018
3 -	1:23.103	+ 1.129	16:59:02.267	8 -	1:21.974		17:05:58.992
4 -	1:22.351	+ 0.377	17:00:24.618	9 -	1:23.216	+ 1.242	17:07:22.208
5 -	1:24.724	+ 2.750	17:01:49.342	10 -	1:22.465	+ 0.491	17:08:44.673
3	James KEEPIN		B MG ZR				
1 -	1:24.232	+ 1.335	16:56:23.708	6 -	1:23.895	+ 0.998	17:04:56.367
2 -	1:22.897		16:57:46.605	7 -	1:23.402	+ 0.505	17:06:19.769
3 -	1:24.365	+ 1.468	16:59:10.970	8 -	1:24.488	+ 1.591	17:07:44.257
4 -	1:45.485 P	+ 22.588	17:00:56.455	9 -	1:24.482	+ 1.585	17:09:08.739
5 -	2:36.017	+ 1:13.120	17:03:32.472				
5	Russell POYNTER-BROWN		C Vauxhall Corsa				
1 -	1:25.644	+ 3.392	16:56:11.951	6 -	1:24.073	+ 1.821	17:03:15.547
2 -	1:24.297	+ 2.045	16:57:36.248	7 -	1:22.252		17:04:37.799
3 -	1:23.145	+ 0.893	16:58:59.393	8 -	1:22.282	+ 0.030	17:06:00.081
4 -	1:22.665	+ 0.413	17:00:22.058	9 -	1:22.747	+ 0.495	17:07:22.828
5 -	1:29.416	+ 7.164	17:01:51.474	10 -	1:22.383	+ 0.131	17:08:45.211
9	Richard MARSH		B MG ZR				
1 -	1:25.998	+ 3.437	16:56:39.963	6 -	1:22.756	+ 0.195	17:03:37.018
2 -	1:23.839	+ 1.278	16:58:03.802	7 -	1:22.949	+ 0.388	17:04:59.967
3 -	1:23.454	+ 0.893	16:59:27.256	8 -	1:22.944	+ 0.383	17:06:22.911
4 -	1:23.642	+ 1.081	17:00:50.898	9 -	1:22.696	+ 0.135	17:07:45.607
5 -	1:23.364	+ 0.803	17:02:14.262	10 -	1:22.561		17:09:08.168
13	Guy PARR		A BMW Mini				
1 -	1:25.272	+ 3.299	16:56:21.199	6 -	1:21.973		17:03:21.872
2 -	1:23.330	+ 1.357	16:57:44.529	7 -	1:23.736	+ 1.763	17:04:45.608
3 -	1:23.288	+ 1.315	16:59:07.817	8 -	1:22.637	+ 0.664	17:06:08.245
4 -	1:23.716	+ 1.743	17:00:31.533	9 -	1:22.853	+ 0.880	17:07:31.098
5 -	1:28.366	+ 6.393	17:01:59.899	10 -	1:24.259	+ 2.286	17:08:55.357
15	Charles HYDE-ANDREWS-BIRD		C Ford Fiesta				
1 -	1:22.211	+ 0.387	16:55:46.539	6 -	1:23.410	+ 1.586	17:02:41.949
2 -	1:21.979	+ 0.155	16:57:08.518	7 -	1:21.824		17:04:03.773
3 -	1:23.861	+ 2.037	16:58:32.379	8 -	1:22.816	+ 0.992	17:05:26.589
4 -	1:23.932	+ 2.108	16:59:56.311	9 -	1:21.893	+ 0.069	17:06:48.482
5 -	1:22.228	+ 0.404	17:01:18.539	10 -	1:22.637	+ 0.813	17:08:11.119
18	Steve SUTTON		C Peugeot 106 SXi				
1 -	1:28.205	+ 3.332	16:56:12.412	6 -	1:25.493	+ 0.620	17:03:27.175
2 -	1:28.302	+ 3.429	16:57:40.714	7 -	1:24.873		17:04:52.048
3 -	1:26.687	+ 1.814	16:59:07.401	8 -	1:25.437	+ 0.564	17:06:17.485
4 -	1:28.806	+ 3.933	17:00:36.207	9 -	1:26.627	+ 1.754	17:07:44.112
5 -	1:25.475	+ 0.602	17:02:01.682	10 -	1:26.744	+ 1.871	17:09:10.856
19	Eddie BENTON		C Citroen Saxo				
1 -	1:36.846	+ 3.708	16:56:56.833	5 -	1:33.414	+ 0.276	17:03:12.774
2 -	1:34.658	+ 1.520	16:58:31.491	6 -	1:34.578	+ 1.440	17:04:47.352
3 -	1:34.261	+ 1.123	17:00:05.752	7 -	1:34.304	+ 1.166	17:06:21.656
4 -	1:33.608	+ 0.470	17:01:39.360	8 -	1:33.138		17:07:54.794

Car No 18 needs a working transponder - Q.12.2.1

Weather / Track : Bright / Dry

Castle Combe
Circuit Length = 1.8500 miles
Start: 16:52 End: 17:09

**Castle Combe Saloon Car Championship supported by National Mobile
Windscreens**

QUALIFYING - RACE 5 - LAP ANALYSIS

21	Ben HINDLE		B Peugeot 106 GTI				
1 -	1:28.836		16:56:23.036	2 -	1:55.687 P	+ 26.851	16:58:18.723
22	Carl LOADER		B Citroen Saxo VTS				
1 -	1:32.063	+ 3.987	16:56:52.123	3 -	1:28.076		16:59:49.271
2 -	1:29.072	+ 0.996	16:58:21.195				
23	Peter WESTON		C Rover 25				
1 -	1:33.726	+ 4.790	16:56:44.445	6 -	1:30.500	+ 1.564	17:04:18.540
2 -	1:32.096	+ 3.160	16:58:16.541	7 -	1:29.021	+ 0.085	17:05:47.561
3 -	1:29.743	+ 0.807	16:59:46.284	8 -	1:28.936		17:07:16.497
4 -	1:30.504	+ 1.568	17:01:16.788	9 -	1:29.751	+ 0.815	17:08:46.248
5 -	1:31.252	+ 2.316	17:02:48.040				
27	Geraldine DUFF		C Rover 25				
1 -	1:29.817	+ 2.442	16:56:31.875	6 -	1:29.249	+ 1.874	17:03:55.597
2 -	1:28.875	+ 1.500	16:58:00.750	7 -	1:28.316	+ 0.941	17:05:23.913
3 -	1:29.311	+ 1.936	16:59:30.061	8 -	1:27.407	+ 0.032	17:06:51.320
4 -	1:28.466	+ 1.091	17:00:58.527	9 -	1:27.375		17:08:18.695
5 -	1:27.821	+ 0.446	17:02:26.348				
30	Tony DOLLEY		A Peugeot 206 GTi				
1 -	1:21.931	+ 4.514	16:56:30.625	6 -	1:20.056	+ 2.639	17:03:10.153
2 -	1:20.272	+ 2.855	16:57:50.897	7 -	1:17.466	+ 0.049	17:04:27.619
3 -	1:18.267	+ 0.850	16:59:09.164	8 -	1:17.639	+ 0.222	17:05:45.258
4 -	1:21.392	+ 3.975	17:00:30.556	9 -	1:17.798	+ 0.381	17:07:03.056
5 -	1:19.541	+ 2.124	17:01:50.097	10 -	1:17.417		17:08:20.473
40	Adrian SLADE		B MG ZR				
1 -	1:23.922	+ 4.657	16:56:27.034	6 -	1:20.375	+ 1.110	17:03:12.886
2 -	1:20.554	+ 1.289	16:57:47.588	7 -	1:21.227	+ 1.962	17:04:34.113
3 -	1:20.595	+ 1.330	16:59:08.183	8 -	1:19.265		17:05:53.378
4 -	1:23.615	+ 4.350	17:00:31.798	9 -	1:19.993	+ 0.728	17:07:13.371
5 -	1:20.713	+ 1.448	17:01:52.511	10 -	1:19.794	+ 0.529	17:08:33.165
44	William BURNS		C Ford Fiesta				
1 -	1:25.022	+ 4.095	16:56:03.757	3 -	1:20.928	+ 0.001	16:58:46.423
2 -	1:21.738	+ 0.811	16:57:25.495	4 -	1:20.927		17:00:07.350
46	Anne KING		B MG ZR190				
1 -	1:26.658	+ 4.079	16:56:01.412	6 -	1:24.348	+ 1.769	17:03:02.914
2 -	1:25.356	+ 2.777	16:57:26.768	7 -	1:23.604	+ 1.025	17:04:26.518
3 -	1:24.712	+ 2.133	16:58:51.480	8 -	1:22.579		17:05:49.097
4 -	1:23.066	+ 0.487	17:00:14.546	9 -	1:23.901	+ 1.322	17:07:12.998
5 -	1:24.020	+ 1.441	17:01:38.566	10 -	1:22.796	+ 0.217	17:08:35.794
49	Rodney APPERLEY		B Peugeot 106 GTI				
1 -	1:36.375	+ 4.625	16:56:46.476	6 -	1:33.641	+ 1.891	17:04:36.491
2 -	1:33.212	+ 1.462	16:58:19.688	7 -	1:33.479	+ 1.729	17:06:09.970
3 -	1:32.806	+ 1.056	16:59:52.494	8 -	1:33.506	+ 1.756	17:07:43.476
4 -	1:38.606	+ 6.856	17:01:31.100	9 -	1:34.894	+ 3.144	17:09:18.370
5 -	1:31.750		17:03:02.850				
65	Martin CHIVERS		B Rover MG ZR				
1 -	1:27.135	+ 4.794	16:56:35.602	6 -	1:23.097	+ 0.756	17:03:33.587
2 -	1:24.556	+ 2.215	16:58:00.158	7 -	1:22.341		17:04:55.928
3 -	1:24.540	+ 2.199	16:59:24.698	8 -	1:22.900	+ 0.559	17:06:18.828
4 -	1:23.212	+ 0.871	17:00:47.910	9 -	1:22.570	+ 0.229	17:07:41.398
5 -	1:22.580	+ 0.239	17:02:10.490	10 -	1:23.634	+ 1.293	17:09:05.032

Car No 18 needs a working transponder - Q.12.2.1

Weather / Track : Bright / Dry

Castle Combe
Circuit Length = 1.8500 miles
Start: 16:52 End: 17:09

Castle Combe Saloon Car Championship supported by National Mobile
Windscreens

QUALIFYING - RACE 5 - LAP ANALYSIS

67	Geoff WADE		D Honda Integra				
1 -	1:32.224	+ 9.695	16:56:19.445	6 -	1:23.345	+ 0.816	17:03:18.609
2 -	1:23.675	+ 1.146	16:57:43.120	7 -	1:23.961	+ 1.432	17:04:42.570
3 -	1:23.792	+ 1.263	16:59:06.912	8 -	1:22.965	+ 0.436	17:06:05.535
4 -	1:24.371	+ 1.842	17:00:31.283	9 -	1:22.529		17:07:28.064
5 -	1:23.981	+ 1.452	17:01:55.264				
68	Nick MIZEN		B MG ZR				
1 -	1:24.473	+ 4.801	16:56:41.165	6 -	1:19.823	+ 0.151	17:03:27.394
2 -	1:20.062	+ 0.390	16:58:01.227	7 -	1:19.905	+ 0.233	17:04:47.299
3 -	1:21.075	+ 1.403	16:59:22.302	8 -	1:23.596	+ 3.924	17:06:10.895
4 -	1:19.696	+ 0.024	17:00:41.998	9 -	1:19.672		17:07:30.567
5 -	1:25.573	+ 5.901	17:02:07.571	10 -	1:23.604	+ 3.932	17:08:54.171
69	Daryl RADFORD		A Volkswagen Bora				
1 -	1:22.697	+ 3.250	16:55:59.598	6 -	1:19.447		17:02:40.803
2 -	1:20.188	+ 0.741	16:57:19.786	7 -	1:19.781	+ 0.334	17:04:00.584
3 -	1:19.545	+ 0.098	16:58:39.331	8 -	1:19.687	+ 0.240	17:05:20.271
4 -	1:20.534	+ 1.087	16:59:59.865	9 -	1:23.255	+ 3.808	17:06:43.526
5 -	1:21.491	+ 2.044	17:01:21.356	10 -	1:29.157	+ 9.710	17:08:12.683
70	Nick CLARK		C Suzuki Swift				
1 -	1:22.006	+ 1.776	16:55:55.606	6 -	1:21.544	+ 1.314	17:02:44.059
2 -	1:21.928	+ 1.698	16:57:17.534	7 -	1:20.681	+ 0.451	17:04:04.740
3 -	1:21.309	+ 1.079	16:58:38.843	8 -	1:20.230		17:05:24.970
4 -	1:22.033	+ 1.803	17:00:00.876	9 -	1:20.698	+ 0.468	17:06:45.668
5 -	1:21.639	+ 1.409	17:01:22.515	10 -	1:20.627	+ 0.397	17:08:06.295
91	Adam PREBBLE		A Rover 220 Turbo				
1 -	1:19.253	+ 2.706	16:55:43.013	6 -	1:16.563	+ 0.016	17:02:07.112
2 -	1:17.150	+ 0.603	16:57:00.163	7 -	1:17.045	+ 0.498	17:03:24.157
3 -	1:17.124	+ 0.577	16:58:17.287	8 -	1:17.563	+ 1.016	17:04:41.720
4 -	1:16.715	+ 0.168	16:59:34.002	9 -	1:40.717	+ 24.170	17:06:22.437
5 -	1:16.547		17:00:50.549	10 -	1:33.509	+ 16.962	17:07:55.946
95	Christopher FRYER		A Mini Cooper S JCW				
1 -	1:23.281	+ 1.568	16:56:17.920	6 -	1:22.936	+ 1.223	17:03:10.769
2 -	1:23.035	+ 1.322	16:57:40.955	7 -	1:23.734	+ 2.021	17:04:34.503
3 -	1:22.556	+ 0.843	16:59:03.511	8 -	1:21.713		17:05:56.216
4 -	1:21.833	+ 0.120	17:00:25.344	9 -	1:22.155	+ 0.442	17:07:18.371
5 -	1:22.489	+ 0.776	17:01:47.833	10 -	1:22.597	+ 0.884	17:08:40.968
96	Robert BALLARD		A Seat Cupra				
1 -	1:21.258	+ 4.246	16:55:51.932	7 -	1:19.334	+ 2.322	17:03:49.188
2 -	1:19.896	+ 2.884	16:57:11.828	8 -	1:17.012		17:05:06.200
3 -	1:20.090	+ 3.078	16:58:31.918	9 -	1:18.146	+ 1.134	17:06:24.346
4 -	1:20.689	+ 3.677	16:59:52.607	10 -	1:19.200	+ 2.188	17:07:43.546
5 -	1:19.589	+ 2.577	17:01:12.196	11 -	1:18.225	+ 1.213	17:09:01.771
6 -	1:17.658	+ 0.646	17:02:29.854				
97	Simon THORNTON-NORRIS		B Honda Integra				
1 -	1:20.815		17:01:15.073	2 -	2:36.575 P	+ 1:15.760	17:03:51.648
98	Mark WYATT		A Vauxhall Astra				
1 -	1:19.959	+ 3.295	16:55:52.323	7 -	1:17.390	+ 0.726	17:03:47.999
2 -	1:19.848	+ 3.184	16:57:12.171	8 -	1:16.664		17:05:04.663
3 -	1:23.264	+ 6.600	16:58:35.435	9 -	1:17.332	+ 0.668	17:06:21.995
4 -	1:19.821	+ 3.157	16:59:55.256	10 -	1:19.747	+ 3.083	17:07:41.742
5 -	1:18.603	+ 1.939	17:01:13.859	11 -	1:19.079	+ 2.415	17:09:00.821
6 -	1:16.750	+ 0.086	17:02:30.609				


Car No 18 needs a working transponder - Q.12.2.1

Weather / Track : Bright / Dry

Castle Combe
Circuit Length = 1.8500 miles
Start: 16:52 End: 17:09

Castle Combe Saloon Car Championship supported by National Mobile Windscreens

RACE 5 - GRID

ROW 14	1:31.750 49 Rodney APPERLEY	1:33.138 19 Eddie BENTON
ROW 13	1:28.836 21 Ben HINDLE	1:28.936 23 Peter WESTON
ROW 12	1:27.375 27 Geraldine DUFF	1:28.076 22 Carl LOADER
ROW 11	1:22.897 3 James KEEPIN	1:24.873 18 Steve SUTTON
ROW 10	1:22.561 9 Richard MARSH	1:22.579 46 Anne KING
ROW 9	1:22.341 65 Martin CHIVERS	1:22.529 67 Geoff WADE
ROW 8	1:21.974 2 Russell AKERS	1:22.252 5 Russell POYNTER-BROWN
ROW 7	1:21.824 15 Charles HYDE-ANDREWS-BIRD	1:21.973 13 Guy PARR
ROW 6	1:20.927 44 William BURNS	1:21.713 95 Christopher FRYER
ROW 5	1:20.230 70 Nick CLARK	1:20.815 97 Simon THORNTON-NORRIS
ROW 4	1:19.447 69 Daryl RADFORD	1:19.672 68 Nick MIZEN
ROW 3	1:17.417 30 Tony DOLLEY	1:19.265 40 Adrian SLADE
ROW 2	1:16.758 1 Nick CHARLES	1:17.012 96 Robert BALLARD
ROW 1	1:16.547 91 Adam PREBBLE	1:16.664 98 Mark WYATT
Pole		
		

Race One - Sunday 13.00
Race Two - Sunday 16.20

Castle Combe
Circuit Length = 1.8500 miles

These results are provisional until the conclusion of any judicial and technical matters.

Clerk of Course :		Timekeeper :

Castle Combe Saloon Car Championship supported by National Mobile Windscreens

RACE 5 - CLASSIFICATION

POS	NO	CL	NAME	ENTRY	LAPS	TIME	GAP	DIFF	MPH	BEST	ON
1	91	A	Adam PREBBLE	Rover 220 Turbo	15	19:37.091			84.87	1:17.014	5
2	98	A	Mark WYATT	Vauxhall Astra	15	19:37.541	0.450	0.450	84.83	1:17.248	8
3	30	A	Tony DOLLEY	Peugeot 206 GTi	15	19:38.075	0.984	0.534	84.79	1:16.954	9
4	1	B	Nick CHARLES	Peugeot 106 GTi	15	19:49.416	12.325	11.341	83.99	1:17.411	3
5	96	A	Robert BALLARD	Seat Cupra	15	20:03.532	26.441	14.116	83.00	1:17.427	3
6	69	A	Daryl RADFORD	Volkswagen Bora	15	20:03.847	26.756	0.315	82.98	1:18.852	9
7	40	B	Adrian SLADE	MG ZR	15	20:10.567	33.476	6.720	82.52	1:18.725	5
8	68	B	Nick MIZEN	MG ZR	15	20:16.107	39.016	5.540	82.14	1:19.619	2
9	15	C	Charles HYDE-ANDREWS-BIRD	Ford Fiesta	15	20:57.862	1:20.771	41.755	79.42	1:21.335	2
10	9	B	Richard MARSH	MG ZR	15	20:58.531	1:21.440	0.669	79.37	1:22.339	15
11	95	A	Christopher FRYER	Mini Cooper S JCW	14	19:42.720	1 lap	1 lap	78.83	1:21.720	3
12	5	C	Russell POYNTER-BROWN	Vauxhall Corsa	14	19:43.310	1 lap	0.590	78.79	1:22.661	4
13	2	C	Russell AKERS	Vauxhall Astra	14	19:49.979	1 lap	6.669	78.35	1:21.990	7
14	67	D	Geoff WADE	Honda Integra	14	19:58.634	1 lap	8.655	77.78	1:23.375	3
15	18	C	Steve SUTTON	Peugeot 106 SXi	14	19:58.842	1 lap	0.208	77.77	1:23.866	9
16	46	B	Anne KING	MG ZR190	14	20:01.983	1 lap	3.141	77.57	1:21.980	5
17	27	C	Geraldine DUFF	Rover 25	14	20:23.389	1 lap	21.406	76.21	1:23.929	8
18	23	C	Peter WESTON	Rover 25	13	19:51.783	2 laps	1 lap	72.64	1:29.587	5
19	49	B	Rodney APPERLEY	Peugeot 106 GTi	13	20:31.146	2 laps	39.363	70.32	1:30.204	5
20	19	C	Eddie BENTON	Citroen Saxo	13	20:44.622	2 laps	13.476	69.56	1:34.010	13

NOT CLASSIFIED

DNF	70	C	Nick CLARK	Suzuki Swift	13	18:13.421	2 laps		79.18	1:20.641	3
DNF	13	A	Guy PARR	BMW Mini	13	18:17.936	2 laps	4.515	78.85	1:22.829	8
DNF	65	B	Martin CHIVERS	Rover MG ZR	11	16:15.219	4 laps	2 laps	75.12	1:22.323	5
DNF	22	B	Carl LOADER	Citroen Saxo VTS	8	11:38.314	7 laps	3 laps	76.29	1:24.082	8
DNF	3	B	James KEEPIN	MG ZR	5	7:42.823	10 laps	3 laps	71.95	1:24.469	2
DNF	44	C	William BURNS	Ford Fiesta	4	5:43.348	11 laps	1 lap	77.58	1:22.021	2
DNF	21	B	Ben HINDLE	Peugeot 106 GTi	4	6:20.263	11 laps	36.915	70.05	1:26.348	3

FASTEST LAP

30	A	Tony DOLLEY	Peugeot 206 GTi	9	1:16.954	86.54 mph	139.28 kph
1	B	Nick CHARLES	Peugeot 106 GTi	3	1:17.411	86.03 mph	138.45 kph
70	C	Nick CLARK	Suzuki Swift	3	1:20.641	82.58 mph	132.91 kph
67	D	Geoff WADE	Honda Integra	3	1:23.375	79.88 mph	128.55 kph

Weather / Track : Sunny / Dry

These results are provisional until the conclusion of any judicial and technical matters.

Castle Combe
Circuit Length = 1.8500 miles
Start: 14:28 End: 14:49

Clerk of Course :	Timekeeper :
-------------------	--------------

Castle Combe Saloon Car Championship supported by National Mobile Windscreens

RACE 5 - LAP CHART

Lap 1			Lap 2			Lap 3			Lap 4			Lap 5		
No	Behind	Laptime	No	Behind	Laptime	No	Behind	Laptime	No	Behind	Laptime	No	Behind	Laptime
91		1:24.310	91		1:17.196	91		1:17.113	91		1:17.488	91		1:17.014
98	1.469	1:25.779	98	2.218	1:17.945	98	2.516	1:17.411	98	2.337	1:17.309	98	2.863	1:17.540
96	2.611	1:26.921	96	3.384	1:17.969	96	3.698	1:17.427	96	4.172	1:17.962	96	4.603	1:17.445
30	3.037	1:27.347	30	3.817	1:17.976	30	4.186	1:17.482	30	4.553	1:17.855	30	5.090	1:17.551
1	3.330	1:27.640	1	4.335	1:18.201	1	4.633	1:17.411	1	4.919	1:17.774	1	5.659	1:17.754
69	4.270	1:28.580	69	6.553	1:19.479	69	8.772	1:19.332	69	11.310	1:20.026	69	14.000	1:19.704
70	5.224	1:29.534	68	7.772	1:19.619	68	10.466	1:19.807	40	13.244	1:19.801	40	14.955	1:18.725
68	5.349	1:29.659	40	8.540	1:19.922	40	10.931	1:19.504	68	13.382	1:20.404	68	16.015	1:19.647
40	5.814	1:30.124	70	9.201	1:21.173	70	12.729	1:20.641	70	16.345	1:21.104	70	20.563	1:21.232
44	6.492	1:30.802	44	11.317	1:22.021	15	16.226	1:21.685	15	20.870	1:22.132	15	26.125	1:22.269
15	7.515	1:31.825	15	11.654	1:21.335	95	19.067	1:21.720	95	23.815	1:22.236	95	29.486	1:22.685
13	9.454	1:33.764	95	14.460	1:22.108	44	19.352	1:25.148	44	27.241	1:25.377	9	33.541	1:23.116
95	9.548	1:33.858	9	15.976	1:22.978	9	22.079	1:23.216	9	27.439	1:22.848	13	34.039	1:22.931
9	10.194	1:34.504	13	16.546	1:24.288	13	22.660	1:23.227	13	28.122	1:22.950	5	35.560	1:23.614
5	11.527	1:35.837	5	17.753	1:23.422	5	23.787	1:23.147	5	28.960	1:22.661	65	36.665	1:22.323
67	12.386	1:36.696	67	18.813	1:23.623	67	25.075	1:23.375	65	31.356	1:23.152	46	36.918	1:21.980
65	12.992	1:37.302	65	19.478	1:23.682	65	25.692	1:23.327	67	31.891	1:24.304	2	39.407	1:24.347
2	13.213	1:37.523	46	19.941	1:23.152	46	25.870	1:23.042	46	31.952	1:23.570	67	40.845	1:25.968
3	13.686	1:37.996	2	20.292	1:24.275	2	26.545	1:23.366	2	32.074	1:23.017	18	44.455	1:24.709
46	13.985	1:38.295	3	20.959	1:24.469	3	28.697	1:24.851	3	36.148	1:24.939	22	51.806	1:24.901
18	14.590	1:38.900	18	21.952	1:24.558	18	29.073	1:24.234	18	36.760	1:25.175	27	52.136	1:24.672
22	16.583	1:40.893	22	27.214	1:27.827	22	36.247	1:26.146	22	43.919	1:25.160	3	1:09.702	1:50.568 P
27	17.015	1:41.325	27	27.970	1:28.151	27	36.543	1:25.686	27	44.478	1:25.423	23	1:12.142	1:29.587
21	17.446	1:41.756	21	28.390	1:28.140	21	37.625	1:26.348	23	59.569	1:31.682	49	1:14.930	1:30.204
23	18.395	1:42.705	23	31.657	1:30.458	23	45.375	1:30.831	49	1:01.740	1:30.317			
19	19.585	1:43.895	49	35.780	1:32.281	49	48.911	1:30.244	21	1:04.156	1:44.019 P			
49	20.695	1:45.005	19	37.452	1:35.063	19	54.599	1:34.260	19	1:11.495	1:34.384			

Weather / Track : Sunny / Dry

Castle Combe
Circuit Length = 1.8500 miles
Start: 14:28 End: 14:49

Castle Combe Saloon Car Championship supported by National Mobile Windscreens

RACE 5 - LAP CHART

Lap 6			Lap 7			Lap 8			Lap 9			Lap 10		
No	Behind	Laptime	No	Behind	Laptime	No	Behind	Laptime	No	Behind	Laptime	No	Behind	Laptime
91		1:17.312	91		1:17.544	91		1:17.749	91		1:18.196	91		1:19.540
98	2.978	1:17.427	98	4.396	1:18.962	98	3.895	1:17.248	98	3.165	1:17.466	98	1.185	1:17.560
96	5.097	1:17.806	96	5.100	1:17.547	30	6.765	1:18.691	30	5.523	1:16.954	27	1 LAP	1:27.833
30	5.396	1:17.618	30	5.823	1:17.971	1	9.166	1:18.814	1	10.068	1:19.098	30	3.281	1:17.298
1	7.319	1:18.972	23	1 LAP	1:30.734	96	21.018	1:33.667	96	20.662	1:17.840	1	10.274	1:19.746
19	1 LAP	1:37.168	1	8.101	1:18.326	69	21.377	1:20.935	69	22.033	1:18.852	96	19.469	1:18.347
69	15.951	1:19.263	49	1 LAP	1:33.194	23	1 LAP	1:31.935	40	23.287	1:19.192	69	21.722	1:19.229
40	16.628	1:18.985	69	18.191	1:19.784	40	22.291	1:21.423	68	26.881	1:20.302	40	23.501	1:19.754
68	18.479	1:19.776	40	18.617	1:19.533	68	24.775	1:21.290	23	1 LAP	1:30.331	68	27.914	1:20.573
70	24.975	1:21.724	68	21.234	1:20.299	49	1 LAP	1:32.738	70	36.629	1:21.779	70	39.997	1:22.908
15	31.043	1:22.230	70	28.968	1:21.537	70	33.046	1:21.827	15	48.699	1:25.794	23	1 LAP	1:30.813
95	35.390	1:23.216	19	1 LAP	1:34.248	15	41.101	1:23.088	49	1 LAP	1:46.209	15	55.502	1:26.343
13	40.155	1:23.428	15	35.762	1:22.263	19	1 LAP	1:34.152	9	56.655	1:23.716	9	1:00.722	1:23.607
9	40.158	1:23.929	9	46.117	1:23.503	9	51.135	1:22.767	13	57.498	1:23.966	13	1:01.060	1:23.102
5	41.165	1:22.917	13	46.648	1:24.037	13	51.728	1:22.829	95	58.547	1:24.722	95	1:02.616	1:23.609
65	41.681	1:22.328	95	46.808	1:28.962	95	52.021	1:22.962	5	58.791	1:24.303	5	1:03.349	1:24.098
46	42.074	1:22.468	5	47.498	1:23.877	5	52.684	1:22.935	46	58.982	1:23.338	46	1:03.552	1:24.110
2	44.223	1:22.128	65	47.949	1:23.812	65	53.319	1:23.119	65	59.376	1:24.253	2	1:05.566	1:25.430
67	48.296	1:24.763	46	48.245	1:23.715	46	53.840	1:23.344	2	59.676	1:23.421	65	1:07.202	1:27.366
18	51.439	1:24.296	2	48.669	1:21.990	2	54.451	1:23.531	19	1 LAP	1:38.375	49	1 LAP	1:34.337
22	59.022	1:24.528	67	55.792	1:25.040	67	1:02.706	1:24.663	67	1:08.749	1:24.239	67	1:14.213	1:25.004
27	59.531	1:24.707	18	57.976	1:24.081	18	1:04.576	1:24.349	18	1:10.246	1:23.866	18	1:15.090	1:24.384
			22	1:06.255	1:24.777	22	1:12.588	1:24.082						
			27	1:06.964	1:24.977	27	1:13.144	1:23.929						

Weather / Track : Sunny / Dry

Castle Combe
Circuit Length = 1.8500 miles
Start: 14:28 End: 14:49

Castle Combe Saloon Car Championship supported by National Mobile Windscreens


RACE 5 - LAP CHART

Lap 11			Lap 12			Lap 13			Lap 14			Lap 15		
No	Behind	Laptime	No	Behind	Laptime	No	Behind	Laptime	No	Behind	Laptime	No	Behind	Laptime
91		1:17.392	91		1:19.958	91		1:18.484	91		1:19.437	91		1:18.358
98	1.128	1:17.335	98	0.188	1:19.018	98	0.473	1:18.769	5	1 LAP	1:25.520	98	0.450	1:18.665
30	3.418	1:17.529	30	1.661	1:18.201	30	0.825	1:17.648	98	0.143	1:19.107	30	0.984	1:19.033
19	2 LAPS	1:35.224	67	1 LAP	1:27.084	67	1 LAP	1:24.015	30	0.309	1:18.921	95	1 LAP	1:24.663
1	11.520	1:18.638	18	1 LAP	1:26.528	18	1 LAP	1:24.077	23	2 LAPS	1:31.511	5	1 LAP	1:24.561
27	1 LAP	1:26.868	49	2 LAPS	1:35.816	1	10.950	1:18.745	2	1 LAP	1:28.532	1	12.325	1:19.989
96	20.230	1:18.153	1	10.689	1:19.127	46	1 LAP	1:23.027	1	10.694	1:19.181	2	1 LAP	1:27.044
69	23.323	1:18.993	46	1 LAP	1:47.546	96	21.903	1:21.738	67	1 LAP	1:25.326	23	2 LAPS	1:30.828
40	25.947	1:19.838	96	18.649	1:18.377	69	24.410	1:19.899	18	1 LAP	1:25.137	67	1 LAP	1:24.534
68	31.022	1:20.500	27	1 LAP	1:27.764	49	2 LAPS	1:35.651	46	1 LAP	1:22.402	18	1 LAP	1:24.548
70	46.836	1:24.231	19	2 LAPS	1:35.260	40	28.900	1:21.577	96	23.514	1:21.048	46	1 LAP	1:21.994
23	1 LAP	1:29.926	69	22.995	1:19.630	27	1 LAP	1:27.351	69	24.430	1:19.457	96	26.441	1:21.285
15	1:03.392	1:25.282	40	25.807	1:19.818	68	34.910	1:21.234	40	31.406	1:21.943	69	26.756	1:20.684
9	1:06.796	1:23.466	68	32.160	1:21.096	19	2 LAPS	1:34.221	68	36.681	1:21.208	40	33.476	1:20.428
13	1:07.344	1:23.676	65	1 LAP	2:04.555 P	15	1:12.199	1:23.331	27	1 LAP	1:27.483	68	39.016	1:20.693
95	1:08.348	1:23.124	70	51.123	1:24.245	70	1:14.125	1:41.486 P	49	2 LAPS	1:33.902	27	1 LAP	1:27.220
5	1:09.008	1:23.051	15	1:07.352	1:23.918	9	1:14.349	1:22.737	19	2 LAPS	1:34.362	49	2 LAPS	1:31.248
2	1:10.564	1:22.390	23	1 LAP	1:30.442	13	1:18.640	1:25.291	15	1:15.611	1:22.849	19	2 LAPS	1:34.010
			9	1:10.096	1:23.258	95	1:18.761	1:25.281	9	1:17.459	1:22.547	15	1:20.771	1:23.518
			13	1:11.833	1:24.447							9	1:21.440	1:22.339
			95	1:11.964	1:23.574									
			5	1:12.417	1:23.367									
			2	1:13.591	1:22.985									

Weather / Track : Sunny / Dry

Castle Combe
Circuit Length = 1.8500 miles
Start: 14:28 End: 14:49

Castle Combe Saloon Car Championship supported by National Mobile Windscreens
RACE 15 - GRID

ROW 14	21 Ben HINDLE	
ROW 13	3 James KEEPIN	44 William BURNS
ROW 12	65 Martin CHIVERS	22 Carl LOADER
ROW 11	70 Nick CLARK	13 Guy PARR
ROW 10	49 Rodney APPERLEY	19 Eddie BENTON
ROW 9	27 Geraldine DUFF	23 Peter WESTON
ROW 8	18 Steve SUTTON	46 Anne KING
ROW 7	2 Russell AKERS	67 Geoff WADE
ROW 6	95 Christopher FRYER	5 Russell POYNTER-BROWN
ROW 5	15 Charles HYDE-ANDREWS-BIRD	9 Richard MARSH
ROW 4	40 Adrian SLADE	68 Nick MIZEN
ROW 3	96 Robert BALLARD	69 Daryl RADFORD
ROW 2	30 Tony DOLLEY	1 Nick CHARLES
ROW 1	91 Adam PREBBLE	98 Mark WYATT
Pole		
		

Castle Combe
Circuit Length = 1.8500 miles

These results are provisional until the conclusion of any judicial and technical matters.

Clerk of Course :		Timekeeper :
-------------------	--	--------------

Castle Combe Saloon Car Championship supported by National Mobile Windscreens

RACE 15 - CLASSIFICATION

POS	NO	CL	NAME	ENTRY	LAPS	TIME	GAP	DIFF	MPH	BEST	ON
1	30	A	Tony DOLLEY	Peugeot 206 GTi	15	19:32.579			85.19	1:16.485	7
2	91	A	Adam PREBBLE	Rover 220 Turbo	15	19:34.864	2.285	2.285	85.03	1:16.579	5
3	1	B	Nick CHARLES	Peugeot 106 GTi	15	19:51.966	19.387	17.102	83.81	1:17.219	3
4	40	B	Adrian SLADE	MG ZR	15	20:07.678	35.099	15.712	82.72	1:18.883	10
5	68	B	Nick MIZEN	MG ZR	15	20:12.312	39.733	4.634	82.40	1:19.175	10
6	98	A	Mark WYATT	Vauxhall Astra	15	20:18.854	46.275	6.542	81.96	1:16.460	5
7	46	B	Anne KING	MG ZR190	15	20:47.717	1:15.138	28.863	80.06	1:21.478	15
8	15	C	Charles HYDE-ANDREWS-BIRD	Ford Fiesta	15	20:48.383	1:15.804	0.666	80.02	1:21.571	14
9	95	A	Christopher FRYER	Mini Cooper S JCW	15	20:55.461	1:22.882	7.078	79.57	1:22.216	10
10	2	C	Russell AKERS	Vauxhall Astra	14	19:33.206	1 lap	1 lap	79.47	1:21.929	6
11	5	C	Russell POYNTER-BROWN	Vauxhall Corsa	14	19:34.445	1 lap	1.239	79.39	1:22.176	7
12	9	B	Richard MARSH	MG ZR	14	19:36.656	1 lap	2.211	79.24	1:21.890	14
13	18	C	Steve SUTTON	Peugeot 106 SXi	14	19:53.022	1 lap	16.366	78.15	1:23.177	6
14	3	B	James KEEPIN	MG ZR	14	19:57.103	1 lap	4.081	77.88	1:23.429	12
15	70	C	Nick CLARK	Suzuki Swift	14	20:00.013	1 lap	2.910	77.69	1:24.136	4
16	27	C	Geraldine DUFF	Rover 25	14	20:23.494	1 lap	23.481	76.20	1:25.537	5
17	21	B	Ben HINDLE	Peugeot 106 GTi	14	20:44.535	1 lap	21.041	74.91	1:27.037	2
18	23	C	Peter WESTON	Rover 25	13	19:50.485	2 laps	1 lap	72.72	1:29.379	5
19	49	B	Rodney APPERLEY	Peugeot 106 GTi	13	20:33.276	2 laps	42.791	70.20	1:31.205	4
20	19	C	Eddie BENTON	Citroen Saxo	13	20:40.882	2 laps	7.606	69.77	1:33.632	13
21	67	D	Geoff WADE	Honda Integra	11	20:29.956	4 laps	2 laps	59.56	1:25.310	4

NOT CLASSIFIED

DNF	69	A	Daryl RADFORD	Volkswagen Bora	10	13:44.760	5 laps	1 lap	80.75	1:19.268	5
DNF	65	B	Martin CHIVERS	Rover MG ZR	0						

FASTEST LAP

98	A	Mark WYATT	Vauxhall Astra	5	1:16.460	87.10 mph	140.18 kph
1	B	Nick CHARLES	Peugeot 106 GTi	3	1:17.219	86.24 mph	138.80 kph
15	C	Charles HYDE-ANDREWS-BIRD	Ford Fiesta	14	1:21.571	81.64 mph	131.39 kph
67	D	Geoff WADE	Honda Integra	4	1:25.310	78.06 mph	125.63 kph

Weather / Track : Sunny / Dry

These results are provisional until the conclusion of any judicial and technical matters.

Castle Combe
Circuit Length = 1.8500 miles
Start: 17:09 End: 17:30

Clerk of Course :	Timekeeper :
-------------------	--------------

Castle Combe Saloon Car Championship supported by National Mobile Windscreens

RACE 15 - LAP CHART

Lap 1			Lap 2			Lap 3			Lap 4			Lap 5		
No	Behind	Laptime	No	Behind	Laptime	No	Behind	Laptime	No	Behind	Laptime	No	Behind	Laptime
91		1:24.650	91		1:17.159	91		1:17.491	91		1:17.303	91		1:16.579
1	0.364	1:25.014	1	0.570	1:17.365	1	0.298	1:17.219	98	0.524	1:17.246	98	0.405	1:16.460
98	0.757	1:25.407	98	1.051	1:17.453	98	0.581	1:17.021	30	1.541	1:17.736	30	1.889	1:16.927
30	1.384	1:26.034	30	1.594	1:17.369	30	1.108	1:17.005	1	2.852	1:19.857	1	4.946	1:18.673
69	2.768	1:27.418	69	6.540	1:20.931	69	9.131	1:20.082	69	11.692	1:19.864	69	14.381	1:19.268
40	3.628	1:28.278	40	6.979	1:20.510	40	9.492	1:20.004	40	12.408	1:20.219	40	14.976	1:19.147
68	4.015	1:28.665	68	7.448	1:20.592	68	9.808	1:19.851	68	12.945	1:20.440	68	16.168	1:19.802
9	6.434	1:31.084	9	11.727	1:22.452	9	17.624	1:23.388	9	23.758	1:23.437	95	31.006	1:23.333
95	6.835	1:31.485	95	12.552	1:22.876	95	18.295	1:23.234	95	24.252	1:23.260	46	31.355	1:23.288
15	6.846	1:31.496	46	13.809	1:23.482	46	19.023	1:22.705	46	24.646	1:22.926	15	31.540	1:23.049
46	7.486	1:32.136	15	14.660	1:24.973	15	19.816	1:22.647	15	25.070	1:22.557	5	34.665	1:23.585
5	8.766	1:33.416	5	15.329	1:23.722	5	21.489	1:23.651	5	27.659	1:23.473	9	34.855	1:27.676
2	8.991	1:33.641	2	15.666	1:23.834	2	22.057	1:23.882	2	28.017	1:23.263	2	35.850	1:24.412
18	9.735	1:34.385	18	16.380	1:23.804	18	22.734	1:23.845	18	29.011	1:23.580	18	36.261	1:23.829
3	12.676	1:37.326	70	20.358	1:24.358	70	27.258	1:24.391	70	34.091	1:24.136	70	42.661	1:25.149
70	13.159	1:37.809	3	21.819	1:26.302	3	29.654	1:25.326	67	3 LAPS	5:52.088	3	46.242	1:25.404
27	14.876	1:39.526	27	24.012	1:26.295	27	32.548	1:26.027	3	37.417	1:25.066	27	50.281	1:25.537
23	16.747	1:41.397	21	26.861	1:27.037	21	36.901	1:27.531	27	41.323	1:26.078	67	3 LAPS	1:32.740
21	16.983	1:41.633	23	29.439	1:29.851	23	43.563	1:31.615	21	47.565	1:27.967	21	58.313	1:27.327
49	22.525	1:47.175	49	37.338	1:31.972	49	51.991	1:32.144	23	56.457	1:30.197	23	1:09.257	1:29.379
19	23.445	1:48.095	19	39.936	1:33.650	19	57.158	1:34.713	49	1:05.893	1:31.205			
									19	1:14.845	1:34.990			

Weather / Track : Sunny / Dry

Castle Combe
Circuit Length = 1.8500 miles
Start: 17:09 End: 17:30

Castle Combe Saloon Car Championship supported by National Mobile Windscreens

RACE 15 - LAP CHART

Lap 6			Lap 7			Lap 8			Lap 9			Lap 10		
No	Behind	Laptime	No	Behind	Laptime	No	Behind	Laptime	No	Behind	Laptime	No	Behind	Laptime
91		1:16.957	91		1:17.074	91		1:17.520	91		1:17.439	91		1:16.981
98	0.501	1:17.053	98	0.418	1:16.991	98	0.334	1:17.436	30	0.605	1:17.359	30	0.493	1:16.869
30	1.744	1:16.812	30	1.155	1:16.485	30	0.685	1:17.050	98	0.856	1:17.961	98	0.893	1:17.018
1	5.954	1:17.965	23	1 LAP	1:31.384	21	1 LAP	1:27.833	67	4 LAPS	1:28.197	27	1 LAP	1:27.437
49	1 LAP	1:35.655	1	7.139	1:18.259	1	7.621	1:18.002	1	8.220	1:18.038	1	9.865	1:18.626
19	1 LAP	1:34.503	40	20.679	1:19.445	23	1 LAP	1:30.609	21	1 LAP	1:27.419	67	4 LAPS	1:26.077
69	17.626	1:20.202	69	20.937	1:20.385	69	23.557	1:20.140	40	26.019	1:19.448	21	1 LAP	1:28.652
40	18.308	1:20.289	68	21.617	1:20.065	40	24.010	1:20.851	68	26.801	1:19.762	40	27.921	1:18.883
68	18.626	1:19.415	49	1 LAP	1:32.874	68	24.478	1:20.381	69	29.983	1:23.865	68	28.995	1:19.175
46	37.341	1:22.943	19	1 LAP	1:34.031	49	1 LAP	1:31.590	23	1 LAP	1:31.281	69	45.607	1:32.605
95	38.813	1:24.764	46	42.702	1:22.435	46	47.496	1:22.314	49	1 LAP	1:32.008	23	1 LAP	1:30.535
15	39.230	1:24.647	95	44.263	1:22.524	19	1 LAP	1:33.781	46	52.666	1:22.609	46	58.278	1:22.593
5	40.449	1:22.741	15	44.633	1:22.477	95	49.346	1:22.603	15	54.606	1:22.448	15	59.536	1:21.911
2	40.822	1:21.929	5	45.551	1:22.176	15	49.597	1:22.484	95	55.320	1:23.413	95	1:00.555	1:22.216
18	42.481	1:23.177	2	46.016	1:22.268	5	50.720	1:22.689	2	55.916	1:22.388	2	1:00.926	1:21.991
9	47.754	1:29.856	18	49.399	1:23.992	2	50.967	1:22.471	5	56.641	1:23.360	5	1:02.315	1:22.655
70	50.458	1:24.754	9	53.160	1:22.480	18	56.000	1:24.121	9	1:02.490	1:22.395	9	1:08.143	1:22.634
3	53.910	1:24.625	70	57.786	1:24.402	9	57.534	1:21.894	18	1:03.934	1:25.373	49	1 LAP	1:35.039
27	59.425	1:26.101	3	1:01.146	1:24.310	70	1:04.849	1:24.583	19	1 LAP	1:34.369	18	1:11.255	1:24.302
67	3 LAPS	1:29.441	27	1:08.031	1:25.680	3	1:07.574	1:23.948	70	1:12.323	1:24.913			
21	1:08.967	1:27.611	67	3 LAPS	1:25.310	27	1:16.196	1:25.685	3	1:13.746	1:23.611			

Weather / Track : Sunny / Dry

Castle Combe
Circuit Length = 1.8500 miles
Start: 17:09 End: 17:30

Castle Combe Saloon Car Championship supported by National Mobile Windscreens

RACE 15 - LAP CHART

Lap 11			Lap 12			Lap 13			Lap 14			Lap 15		
No	Behind	Laptime	No	Behind	Laptime	No	Behind	Laptime	No	Behind	Laptime	No	Behind	Laptime
91		1:16.729	91		1:19.432	91		1:16.937	30		1:20.590	30		1:18.971
30	0.886	1:17.122	30	0.698	1:19.244	9	1 LAP	1:22.612	9	1 LAP	1:22.212	2	1 LAP	1:22.581
98	2.170	1:18.006	98	0.874	1:18.136	30	0.767	1:17.006	91	3.341	1:24.698	5	1 LAP	1:23.251
70	1 LAP	1:27.073	18	1 LAP	1:25.863	98	1.184	1:17.247	23	2 LAPS	1:31.622	91	2.285	1:17.915
3	1 LAP	1:26.427	1	10.507	1:18.549	18	1 LAP	1:25.107	1	10.109	1:19.325	9	1 LAP	1:21.890
19	2 LAPS	1:35.719	70	1 LAP	1:24.873	1	12.141	1:18.571	18	1 LAP	1:24.296	23	2 LAPS	1:29.517
1	11.390	1:18.254	3	1 LAP	1:24.170	3	1 LAP	1:23.429	3	1 LAP	1:23.564	1	19.387	1:28.249
27	1 LAP	1:25.825	49	2 LAPS	1:38.873	70	1 LAP	1:24.206	70	1 LAP	1:24.778	18	1 LAP	1:27.348
67	4 LAPS	1:27.017	19	2 LAPS	1:33.706	49	2 LAPS	1:33.252	40	33.386	1:20.673	3	1 LAP	1:23.595
40	30.681	1:19.489	27	1 LAP	1:26.198	40	34.070	1:20.253	68	38.067	1:22.044	70	1 LAP	1:24.588
68	32.831	1:20.565	40	30.754	1:19.505	27	1 LAP	1:28.338	49	2 LAPS	1:34.892	40	35.099	1:20.684
21	1 LAP	1:30.892	67	4 LAPS	1:26.525	68	37.380	1:21.137	27	1 LAP	1:28.225	68	39.733	1:20.637
23	1 LAP	1:30.768	68	33.180	1:19.781	19	2 LAPS	1:35.550	98	45.818	2:05.991	98	46.275	1:19.428
46	1:03.689	1:22.140	21	1 LAP	1:27.471	67	4 LAPS	1:27.535	67	4 LAPS	1:27.600	27	1 LAP	1:26.542
15	1:04.688	1:21.881	46	1:06.744	1:22.487	21	1 LAP	1:27.410	19	2 LAPS	1:34.143	67	4 LAPS	1:27.426
95	1:06.343	1:22.517	15	1:07.612	1:22.356	46	1:11.996	1:22.189	21	1 LAP	1:28.312	49	2 LAPS	1:36.597
2	1:06.979	1:22.782	95	1:10.655	1:23.744	15	1:12.866	1:22.191	46	1:12.631	1:21.992	19	2 LAPS	1:33.632
5	1:08.196	1:22.610	2	1:11.812	1:24.265	95	1:16.376	1:22.658	15	1:13.080	1:21.571	21	1 LAP	1:27.440
9	1:14.060	1:22.646	5	1:12.526	1:23.762	2	1:18.374	1:23.499	95	1:18.581	1:23.562	46	1:15.138	1:21.478
			23	1 LAP	1:32.330	5	1:18.943	1:23.354				15	1:15.804	1:21.695
												95	1:22.882	1:23.272

Weather / Track : Sunny / Dry

Castle Combe
Circuit Length = 1.8500 miles
Start: 17:09 End: 17:30

Caterham 100

QUALIFYING - RACE 12 - CLASSIFICATION

POS	NO	CL	NAME	ENTRY	TIME	ON	LAPS	GAP	DIFF	MPH
1	20		Tim WOODMAN	Caterham Seven	1:15.489	7	7			88.22
2	5		Martin AMISON	Caterham Seven	1:16.921	7	11	1.432	1.432	86.58
3	69		Adrian RUSSELL	Caterham Seven	1:17.493	7	11	2.004	0.572	85.94
4	169		Alan DAVENPORT	Mallock Mk18	1:18.002	11	11	2.513	0.509	85.38
5	77		David SMITHERAM	Caterham Seven	1:18.277	8	10	2.788	0.275	85.08
6	62		Stephen PATTEMORE	Caterham Seven	1:20.779	7	10	5.290	2.502	82.44
7	15		Gary BURKE	Caterham Roadsport	1:22.006	4	10	6.517	1.227	81.21
8	56		David SZYMANSKI	Caterham Super Seven	1:22.699	10	10	7.210	0.693	80.53
9	22		Ross MACINDOE	Caterham Super Seven	1:22.712	10	10	7.223	0.013	80.52
10	23		Duncan HARRIS	Caterham Roadsport B	1:25.164	10	10	9.675	2.452	78.20

Weather / Track : Sunny / Dry

These results are provisional until the conclusion of any judicial and technical matters.

Castle Combe

Circuit Length = 1.8500 miles

Start: 10:26 End: 10:43

Clerk of Course :

Timekeeper :

Caterham 100

QUALIFYING - RACE 12 - LAP ANALYSIS

5	Martin AMISON		Caterham Seven				
1 -	1:20.225	+ 3.304	10:29:38.231	7 -	1:16.921	10:37:32.295	
2 -	1:18.112	+ 1.191	10:30:56.343	8 -	1:17.457	+ 0.536	10:38:49.752
3 -	1:17.460	+ 0.539	10:32:13.803	9 -	1:33.397	+ 16.476	10:40:23.149
4 -	1:17.465	+ 0.544	10:33:31.268	10 -	1:17.294	+ 0.373	10:41:40.443
5 -	1:25.201	+ 8.280	10:34:56.469	11 -	1:18.351	+ 1.430	10:42:58.794
6 -	1:18.905	+ 1.984	10:36:15.374				
15	Gary BURKE		Caterham Roadsport				
1 -	1:25.804	+ 3.798	10:29:53.382	6 -	1:23.025	+ 1.019	10:36:52.024
2 -	1:26.135	+ 4.129	10:31:19.517	7 -	1:23.029	+ 1.023	10:38:15.053
3 -	1:22.791	+ 0.785	10:32:42.308	8 -	1:22.529	+ 0.523	10:39:37.582
4 -	1:22.006		10:34:04.314	9 -	1:22.670	+ 0.664	10:41:00.252
5 -	1:24.685	+ 2.679	10:35:28.999	10 -	1:22.263	+ 0.257	10:42:22.515
20	Tim WOODMAN		Caterham Seven				
1 -	1:19.636	+ 4.147	10:29:47.784	5 -	1:16.034	+ 0.545	10:34:57.906
2 -	1:19.962	+ 4.473	10:31:07.746	6 -	1:15.721	+ 0.232	10:36:13.627
3 -	1:15.878	+ 0.389	10:32:23.624	7 -	1:15.489		10:37:29.116
4 -	1:18.248	+ 2.759	10:33:41.872				
22	Ross MACINDOE		Caterham Super Seven				
1 -	1:24.106	+ 1.394	10:29:46.347	6 -	1:23.617	+ 0.905	10:36:42.824
2 -	1:24.095	+ 1.383	10:31:10.442	7 -	1:23.383	+ 0.671	10:38:06.207
3 -	1:22.999	+ 0.287	10:32:33.441	8 -	1:23.587	+ 0.875	10:39:29.794
4 -	1:22.946	+ 0.234	10:33:56.387	9 -	1:23.221	+ 0.509	10:40:53.015
5 -	1:22.820	+ 0.108	10:35:19.207	10 -	1:22.712		10:42:15.727
23	Duncan HARRIS		Caterham Roadsport B				
1 -	1:25.754	+ 0.590	10:29:45.971	6 -	1:25.831	+ 0.667	10:36:58.249
2 -	1:26.373	+ 1.209	10:31:12.344	7 -	1:26.943	+ 1.779	10:38:25.192
3 -	1:25.889	+ 0.725	10:32:38.233	8 -	1:25.960	+ 0.796	10:39:51.152
4 -	1:25.465	+ 0.301	10:34:03.698	9 -	1:25.977	+ 0.813	10:41:17.129
5 -	1:28.720	+ 3.556	10:35:32.418	10 -	1:25.164		10:42:42.293
56	David SZYMANSKI		Caterham Super Seven				
1 -	1:25.052	+ 2.353	10:29:44.146	6 -	1:23.392	+ 0.693	10:36:42.025
2 -	1:24.159	+ 1.460	10:31:08.305	7 -	1:23.952	+ 1.253	10:38:05.977
3 -	1:23.558	+ 0.859	10:32:31.863	8 -	1:24.542	+ 1.843	10:39:30.519
4 -	1:23.318	+ 0.619	10:33:55.181	9 -	1:23.082	+ 0.383	10:40:53.601
5 -	1:23.452	+ 0.753	10:35:18.633	10 -	1:22.699		10:42:16.300
62	Stephen PATTEMORE		Caterham Seven				
1 -	1:23.414	+ 2.635	10:29:39.805	6 -	1:21.878	+ 1.099	10:36:28.317
2 -	1:21.004	+ 0.225	10:31:00.809	7 -	1:20.779		10:37:49.096
3 -	1:21.078	+ 0.299	10:32:21.887	8 -	1:21.968	+ 1.189	10:39:11.064
4 -	1:21.602	+ 0.823	10:33:43.489	9 -	1:22.873	+ 2.094	10:40:33.937
5 -	1:22.950	+ 2.171	10:35:06.439	10 -	1:21.124	+ 0.345	10:41:55.061
69	Adrian RUSSELL		Caterham Seven				
1 -	1:20.810	+ 3.317	10:29:40.060	7 -	1:17.493		10:37:33.120
2 -	1:18.801	+ 1.308	10:30:58.861	8 -	1:28.053	+ 10.560	10:39:01.173
3 -	1:18.573	+ 1.080	10:32:17.434	9 -	1:19.093	+ 1.600	10:40:20.266
4 -	1:18.973	+ 1.480	10:33:36.407	10 -	1:18.654	+ 1.161	10:41:38.920
5 -	1:19.391	+ 1.898	10:34:55.798	11 -	1:18.711	+ 1.218	10:42:57.631
6 -	1:19.829	+ 2.336	10:36:15.627				
77	David SMITHERAM		Caterham Seven				
1 -	1:25.827	+ 7.550	10:29:46.875	6 -	1:19.164	+ 0.887	10:36:37.907
2 -	1:28.049	+ 9.772	10:31:14.924	7 -	1:18.669	+ 0.392	10:37:56.576
3 -	1:25.030	+ 6.753	10:32:39.954	8 -	1:18.277		10:39:14.853

Weather / Track : Sunny / Dry

Castle Combe
Circuit Length = 1.8500 miles
Start: 10:26 End: 10:43

Caterham 100


QUALIFYING - RACE 12 - LAP ANALYSIS

4 -	1:19.275	+ 0.998	10:33:59.229	9 -	1:18.596	+ 0.319	10:40:33.449
5 -	1:19.514	+ 1.237	10:35:18.743	10 -	1:18.753	+ 0.476	10:41:52.202
169	Alan DAVENPORT				Mallock Mk18		
1 -	1:24.376	+ 6.374	10:29:42.007	7 -	1:19.116	+ 1.114	10:37:43.911
2 -	1:21.067	+ 3.065	10:31:03.074	8 -	1:19.035	+ 1.033	10:39:02.946
3 -	1:19.530	+ 1.528	10:32:22.604	9 -	1:18.722	+ 0.720	10:40:21.668
4 -	1:21.123	+ 3.121	10:33:43.727	10 -	1:19.977	+ 1.975	10:41:41.645
5 -	1:21.607	+ 3.605	10:35:05.334	11 -	1:18.002		10:42:59.647
6 -	1:19.461	+ 1.459	10:36:24.795				

Weather / Track : Sunny / Dry

Castle Combe
Circuit Length = 1.8500 miles
Start: 10:26 End: 10:43

Caterham 100
RACE 12 - GRID

ROW 5	1:22.712 22 Ross MACINDOE	1:25.164 23 Duncan HARRIS
ROW 4	1:22.006 15 Gary BURKE	1:22.699 56 David SZYMANSKI
ROW 3	1:18.277 77 David SMITHERAM	1:20.779 62 Stephen PATTEMORE
ROW 2	1:17.493 69 Adrian RUSSELL	1:18.002 169 Alan DAVENPORT
ROW 1	1:15.489 20 Tim WOODMAN	1:16.921 5 Martin AMISON
Pole		
		

Castle Combe
 Circuit Length = 1.8500 miles

These results are provisional until the conclusion of any judicial and technical matters.

Clerk of Course :		Timekeeper :

Caterham 100

RACE 12 - CLASSIFICATION

POS	NO	CL	NAME	ENTRY	LAPS	TIME	GAP	DIFF	MPH	BEST	ON
1	20		Tim WOODMAN	Caterham Seven	10	13:00.212			85.36	1:15.754	2
2	69		Adrian RUSSELL	Caterham Seven	10	13:12.076	11.864	11.864	84.08	1:18.083	7
3	77		David SMITHERAM	Caterham Seven	10	13:13.748	13.536	1.672	83.90	1:17.507	10
4	5		Martin AMISON	Caterham Seven	10	13:14.456	14.244	0.708	83.83	1:16.652	10
5	15		Gary BURKE	Caterham Roadsport	10	13:46.752	46.540	32.296	80.55	1:21.485	10
6	62		Stephen PATTEMORE	Caterham Seven	10	13:46.930	46.718	0.178	80.53	1:21.627	4
7	169		Alan DAVENPORT	Mallock Mk18	10	13:47.254	47.042	0.324	80.50	1:19.738	4
8	22		Ross MACINDOE	Caterham Super Seven	10	14:00.937	1:00.725	13.683	79.19	1:22.509	3
9	56		David SZYMANSKI	Caterham Super Seven	10	14:01.525	1:01.313	0.588	79.14	1:22.714	5
10	23		Duncan HARRIS	Caterham Roadsport B	10	14:22.849	1:22.637	21.324	77.18	1:23.822	2

FASTEST LAP

20	Tim WOODMAN	Caterham Seven	2	1:15.754	87.91 mph	141.48 kph
----	-------------	----------------	---	----------	-----------	------------

Weather / Track : Bright / Dry

These results are provisional until the conclusion of any judicial and technical matters.

Castle Combe

Circuit Length = 1.8500 miles

Start: 14:02 End: 14:16

Clerk of Course :		Timekeeper :
-------------------	--	--------------

Caterham 100

RACE 12 - LAP CHART

Lap 1			Lap 2			Lap 3			Lap 4			Lap 5		
No	Behind	Laptime	No	Behind	Laptime	No	Behind	Laptime	No	Behind	Laptime	No	Behind	Laptime
20		1:22.375	20		1:15.754	20		1:16.752	20		1:17.729	20		1:17.294
69	3.059	1:25.434	69	6.009	1:18.704	69	8.261	1:19.004	69	9.142	1:18.610	69	10.655	1:18.807
5	3.243	1:25.618	77	9.801	1:19.279	77	12.184	1:19.135	77	13.137	1:18.682	77	14.200	1:18.357
77	6.276	1:28.651	62	13.946	1:22.366	5	17.771	1:19.558	5	18.975	1:18.933	5	19.587	1:17.906
62	7.334	1:29.709	15	14.109	1:22.220	62	19.200	1:22.006	62	23.098	1:21.627	62	27.552	1:21.748
15	7.643	1:30.018	5	14.965	1:27.476	15	19.484	1:22.127	15	23.449	1:21.694	15	27.724	1:21.569
56	8.379	1:30.754	22	15.594	1:22.719	22	21.351	1:22.509	169	24.608	1:19.738	169	28.260	1:20.946
22	8.629	1:31.004	56	15.946	1:23.321	169	22.599	1:23.136	22	26.875	1:23.253	22	33.081	1:23.500
23	9.797	1:32.172	169	16.215	1:20.312	56	22.615	1:23.421	56	28.445	1:23.559	56	33.865	1:22.714
169	11.657	1:34.032	23	17.865	1:23.822	23	25.402	1:24.289	23	34.671	1:26.998	23	43.514	1:26.137

Weather / Track : Bright / Dry

Castle Combe
Circuit Length = 1.8500 miles
Start: 14:02 End: 14:16

Caterham 100


RACE 12 - LAP CHART

Lap 6			Lap 7			Lap 8			Lap 9			Lap 10		
No	Behind	Laptime	No	Behind	Laptime	No	Behind	Laptime	No	Behind	Laptime	No	Behind	Laptime
20		1:17.246	20		1:18.525	20		1:18.928	20		1:17.840	20		1:17.769
69	11.856	1:18.447	69	11.414	1:18.083	69	10.877	1:18.391	69	11.474	1:18.437	69	11.864	1:18.159
77	15.063	1:18.109	77	14.517	1:17.979	77	13.929	1:18.340	77	13.798	1:17.709	77	13.536	1:17.507
5	19.627	1:17.286	5	18.188	1:17.086	5	16.335	1:17.075	5	15.361	1:16.866	5	14.244	1:16.652
62	32.311	1:22.005	62	35.595	1:21.809	62	38.537	1:21.870	62	42.550	1:21.853	15	46.540	1:21.485
15	32.544	1:22.066	15	35.948	1:21.929	15	38.741	1:21.721	15	42.824	1:21.923	62	46.718	1:21.937
169	32.858	1:21.844	169	36.134	1:21.801	169	38.973	1:21.767	169	43.311	1:22.178	169	47.042	1:21.500
22	38.952	1:23.117	56	44.229	1:23.375	22	49.263	1:23.206	22	54.870	1:23.447	22	1:00.725	1:23.624
56	39.379	1:22.760	22	44.985	1:24.558	56	49.426	1:24.125	56	55.291	1:23.705	56	1:01.313	1:23.791
23	52.279	1:26.011	23	59.653	1:25.899	23	1:06.363	1:25.638	23	1:14.862	1:26.339	23	1:22.637	1:25.544

Weather / Track : Bright / Dry

Castle Combe
Circuit Length = 1.8500 miles
Start: 14:02 End: 14:16

Caterham 100
RACE 16 - GRID

ROW 5	23 Duncan HARRIS	69 James RUSSELL
ROW 4	22 Ross MACINDOE	56 David SZYMANSKI
ROW 3	62 Stephen PATTEMORE	169 Alan DAVENPORT
ROW 2	5 Martin AMISON	15 Gary BURKE
ROW 1	20 Tim WOODMAN	77 David SMITHERAM
Pole		
		

Castle Combe
Circuit Length = 1.8500 miles

These results are provisional until the conclusion of any judicial and technical matters.

Clerk of Course :		Timekeeper :
-------------------	--	--------------

Caterham 100

RACE 16 - CLASSIFICATION

POS	NO	CL	NAME	ENTRY	LAPS	TIME	GAP	DIFF	MPH	BEST	ON
1	20		Tim WOODMAN	Caterham Seven	10	13:00.249			85.35	1:16.073	5
2	77		David SMITHERAM	Caterham Seven	10	13:17.106	16.857	16.857	83.55	1:18.846	8
3	62		Kevin WARING	Caterham Seven	10	13:31.014	30.765	13.908	82.11	1:19.410	10
4	69		James RUSSELL	Caterham Seven	10	13:31.577	31.328	0.563	82.06	1:19.081	8
5	169		Alan DAVENPORT	Mallock Mk18	10	13:32.355	32.106	0.778	81.98	1:19.516	3
6	5		Martin AMISON	Caterham Seven	10	13:36.852	36.603	4.497	81.53	1:17.899	2
7	15		Gary BURKE	Caterham Roadsport	10	13:38.567	38.318	1.715	81.36	1:20.270	7
8	22		Ross MACINDOE	Caterham Super Seven	10	13:53.867	53.618	15.300	79.86	1:22.149	9
9	56		David SZYMANSKI	Caterham Super Seven	10	14:03.026	1:02.777	9.159	79.00	1:22.803	2
10	23		Duncan HARRIS	Caterham Roadsport B	9	13:10.646	1 lap	1 lap	75.81	1:24.188	2

FASTEST LAP

20	Tim WOODMAN	Caterham Seven	5	1:16.073	87.54 mph	140.89 kph
----	-------------	----------------	---	----------	-----------	------------

Weather / Track : Sunny / Dry

These results are provisional until the conclusion of any judicial and technical matters.

Castle Combe

Circuit Length = 1.8500 miles

Start: 15:42 End: 15:57

Clerk of Course :		Timekeeper :
-------------------	--	--------------

Caterham 100

RACE 16 - LAP CHART

Lap 1			Lap 2			Lap 3			Lap 4			Lap 5		
No	Behind	Laptime	No	Behind	Laptime	No	Behind	Laptime	No	Behind	Laptime	No	Behind	Laptime
20		1:22.467	20		1:16.460	20		1:16.899	20		1:16.599	20		1:16.073
77	2.001	1:24.468	5	4.537	1:17.899	5	6.882	1:19.244	5	9.088	1:18.805	5	12.229	1:19.214
5	3.098	1:25.565	77	4.826	1:19.285	77	7.087	1:19.160	77	9.343	1:18.855	77	12.539	1:19.269
15	5.155	1:27.622	15	10.013	1:21.318	15	14.110	1:20.996	62	18.757	1:20.269	62	22.975	1:20.291
22	6.545	1:29.012	62	12.136	1:20.515	62	15.087	1:19.850	15	19.086	1:21.575	169	23.204	1:19.953
62	8.081	1:30.548	22	12.612	1:22.527	169	15.512	1:19.516	169	19.324	1:20.411	15	25.564	1:22.551
23	8.762	1:31.229	169	12.895	1:20.492	22	17.966	1:22.253	69	22.811	1:20.550	69	26.400	1:19.662
169	8.863	1:31.330	69	15.823	1:22.012	69	18.860	1:19.936	22	24.703	1:23.336	22	31.318	1:22.688
69	10.271	1:32.738	23	16.490	1:24.188	56	24.534	1:24.451	56	31.283	1:23.348	56	39.024	1:23.814
56	10.639	1:33.106	56	16.982	1:22.803	23	36.567	1:36.976	23	46.570	1:26.602	23	57.358	1:26.861

Weather / Track : Sunny / Dry

Castle Combe
Circuit Length = 1.8500 miles
Start: 15:42 End: 15:57

Caterham 100

RACE 16 - LAP CHART

Lap 6			Lap 7			Lap 8			Lap 9			Lap 10		
No	Behind	Laptime	No	Behind	Laptime	No	Behind	Laptime	No	Behind	Laptime	No	Behind	Laptime
20		1:19.761	20		1:19.400	20		1:16.451	20		1:17.795	20		1:18.344
77	11.957	1:19.179	77	11.559	1:19.002	77	13.954	1:18.846	23	1 LAP	1:27.243	23	1 LAP	1:25.370
5	12.685	1:20.217	5	12.174	1:18.889	169	27.645	1:20.447	77	15.626	1:19.467	77	16.857	1:19.575
62	22.912	1:19.698	62	23.319	1:19.807	62	27.913	1:21.045	62	29.699	1:19.581	62	30.765	1:19.410
169	23.058	1:19.615	169	23.649	1:19.991	69	29.067	1:19.081	169	30.056	1:20.206	69	31.328	1:19.281
69	26.487	1:19.848	69	26.437	1:19.350	15	32.047	1:20.517	69	30.391	1:19.119	169	32.106	1:20.394
15	27.111	1:21.308	15	27.981	1:20.270	5	35.740	1:40.017	15	35.099	1:20.847	5	36.603	1:18.457
22	34.330	1:22.773	22	37.843	1:22.913	22	44.118	1:22.726	5	36.490	1:18.545	15	38.318	1:21.563
56	42.649	1:23.386	56	46.184	1:22.935	56	52.755	1:23.022	22	48.472	1:22.149	22	53.618	1:23.490
23	1:04.058	1:26.461	23	1:10.374	1:25.716				56	58.034	1:23.074	56	1:02.777	1:23.087

Weather / Track : Sunny / Dry

Castle Combe
Circuit Length = 1.8500 miles
Start: 15:42 End: 15:57

Sports 2000 One Hour Race

QUALIFYING - RACE 11 - CLASSIFICATION

POS	NO	CL	NAME	ENTRY	TIME	ON	LAPS	GAP	DIFF	MPH
1	166	D2	SHERRINGTON / JENVEY	MCR	1:07.528	21	21			98.62
2	88	D2	WILLIAMS / PITTARD	MCR	1:08.128	13	20	0.600	0.600	97.75
3	22	D1	Craig MITCHELL	Lola T88/90	1:08.893	12	16	1.365	0.765	96.67
4	29	D1	Anders FREDRICSSON	Lola T87/90	1:09.428	11	16	1.900	0.535	95.92
5	67	D1	Scott GUTHRIE	Van Diemen	1:09.728	20	22	2.200	0.300	95.51
6	2	D2	OWEN / TURNER	MCR	1:10.510	18	22	2.982	0.782	94.45
7	12	D2	BAMSEY / WARING	MCR	1:10.977	6	8	3.449	0.467	93.83
8	6	D1	Dave CROFT	Gunn TS11	1:11.909	14	15	4.381	0.932	92.61
9	34	D1	Louis JONES	NAGA	1:12.489	14	21	4.961	0.580	91.87
10	56	D1	Mike JOHNS	Royale RP42	1:12.610	15	18	5.082	0.121	91.72
11	54	P2	NEEDHAM H/ NEEDHAM P	Tiga SC82	1:13.499	19	19	5.971	0.889	90.61
12	64	P1	Russell HENNESSY	Royale RP37	1:14.093	11	15	6.565	0.594	89.88
13	15	P1	Graeme COOKSLEY	Tiga SC81	1:14.466	15	16	6.938	0.373	89.43
14	7	P1	BARNBY	Tiga SC80	1:14.732	15	17	7.204	0.266	89.11
15	25	P2	HOWE / ARIF	Royale RP42	1:19.509	17	19	11.981	4.777	83.76
16	96	P2	FEYERABEND M / FEYERABEND C	Tiga SC79	1:19.978	14	15	12.450	0.469	83.27
17	14	P2	TURNER / MOORE	Elden Mk23	1:20.143	8	19	12.615	0.165	83.10
18	90	P2	Charles FOGG	Lola T592	1:31.945	1	2	24.417	11.802	72.43

Weather / Track : Bright / Dry
 These results are provisional until the conclusion of any judicial and technical matters.

Castle Combe
 Circuit Length = 1.8500 miles
 Start: 09:47 End: 10:18

Clerk of Course :		Timekeeper :
-------------------	--	--------------

Sports 2000 One Hour Race

QUALIFYING - RACE11 - LAP ANALYSIS

2	OWEN / TURNER			D2 MCR			
1 -	1:20.112	+ 9.602	9:50:34.556	12 -	1:12.316	+ 1.806	10:06:03.863
2 -	1:14.528	+ 4.018	9:51:49.084	13 -	1:11.576	+ 1.066	10:07:15.439
3 -	1:12.332	+ 1.822	9:53:01.416	14 -	1:13.355	+ 2.845	10:08:28.794
4 -	1:12.294	+ 1.784	9:54:13.710	15 -	1:13.810	+ 3.300	10:09:42.604
5 -	1:12.049	+ 1.539	9:55:25.759	16 -	1:12.698	+ 2.188	10:10:55.302
6 -	1:12.001	+ 1.491	9:56:37.760	17 -	1:12.944	+ 2.434	10:12:08.246
7 -	1:11.234	+ 0.724	9:57:48.994	18 -	1:10.510		10:13:18.756
8 -	1:12.700	+ 2.190	9:59:01.694	19 -	1:10.870	+ 0.360	10:14:29.626
9 -	1:37.549 P	+ 27.039	10:00:39.243	20 -	1:16.948	+ 6.438	10:15:46.574
10 -	2:58.876	+ 1:48.366	10:03:38.119	21 -	1:10.999	+ 0.489	10:16:57.573
11 -	1:13.428	+ 2.918	10:04:51.547	22 -	1:16.474	+ 5.964	10:18:14.047
6	Dave CROFT			D1 Gunn TS11			
1 -	1:19.945	+ 8.036	9:50:17.567	9 -	1:13.257	+ 1.348	10:03:14.156
2 -	1:13.782	+ 1.873	9:51:31.349	10 -	1:12.498	+ 0.589	10:04:26.654
3 -	1:14.543	+ 2.634	9:52:45.892	11 -	1:15.023	+ 3.114	10:05:41.677
4 -	1:17.095	+ 5.186	9:54:02.987	12 -	1:14.242	+ 2.333	10:06:55.919
5 -	1:13.125	+ 1.216	9:55:16.112	13 -	1:12.471	+ 0.562	10:08:08.390
6 -	1:36.226 P	+ 24.317	9:56:52.338	14 -	1:11.909		10:09:20.299
7 -	3:53.422	+ 2:41.513	10:00:45.760	15 -	1:41.385 P	+ 29.476	10:11:01.684
8 -	1:15.139	+ 3.230	10:02:00.899				
7	BARNBY			P1 Tiga SC80			
1 -	1:23.489	+ 8.757	9:50:21.597	10 -	1:18.226	+ 3.494	10:02:02.862
2 -	1:22.216	+ 7.484	9:51:43.813	11 -	1:15.591	+ 0.859	10:03:18.453
3 -	1:18.577	+ 3.845	9:53:02.390	12 -	1:15.815	+ 1.083	10:04:34.268
4 -	1:17.901	+ 3.169	9:54:20.291	13 -	1:15.651	+ 0.919	10:05:49.919
5 -	1:16.456	+ 1.724	9:55:36.747	14 -	1:16.295	+ 1.563	10:07:06.214
6 -	1:16.229	+ 1.497	9:56:52.976	15 -	1:14.732		10:08:20.946
7 -	1:19.147	+ 4.415	9:58:12.123	16 -	1:15.266	+ 0.534	10:09:36.212
8 -	1:16.258	+ 1.526	9:59:28.381	17 -	1:15.244	+ 0.512	10:10:51.456
9 -	1:16.255	+ 1.523	10:00:44.636				
12	BAMSEY / WARING			D2 MCR			
1 -	1:21.116	+ 10.139	9:50:21.160	5 -	1:11.235	+ 0.258	9:55:27.387
2 -	1:28.985	+ 18.008	9:51:50.145	6 -	1:10.977		9:56:38.364
3 -	1:13.776	+ 2.799	9:53:03.921	7 -	1:11.429	+ 0.452	9:57:49.793
4 -	1:12.231	+ 1.254	9:54:16.152	8 -	1:33.704 P	+ 22.727	9:59:23.497
14	TURNER / MOORE			P2 Elden Mk23			
1 -	1:26.073	+ 5.930	9:50:18.654	11 -	1:39.036	+ 18.893	10:05:42.867
2 -	1:24.759	+ 4.616	9:51:43.413	12 -	1:27.516	+ 7.373	10:07:10.383
3 -	1:21.992	+ 1.849	9:53:05.405	13 -	1:26.022	+ 5.879	10:08:36.405
4 -	1:22.064	+ 1.921	9:54:27.469	14 -	1:33.776	+ 13.633	10:10:10.181
5 -	1:26.120	+ 5.977	9:55:53.589	15 -	1:30.263	+ 10.120	10:11:40.444
6 -	1:22.068	+ 1.925	9:57:15.657	16 -	1:29.379	+ 9.236	10:13:09.823
7 -	1:21.320	+ 1.177	9:58:36.977	17 -	1:25.515	+ 5.372	10:14:35.338
8 -	1:20.143		9:59:57.120	18 -	1:24.457	+ 4.314	10:15:59.795
9 -	1:37.257 P	+ 17.114	10:01:34.377	19 -	1:26.674	+ 6.531	10:17:26.469
10 -	2:29.454 P	+ 1:09.311	10:04:03.831				
15	Graeme COOKSLEY			P1 Tiga SC81			
1 -	1:32.693	+ 18.227	9:50:45.787	9 -	1:19.934	+ 5.468	10:03:24.625
2 -	1:24.530	+ 10.064	9:52:10.317	10 -	1:15.012	+ 0.546	10:04:39.637
3 -	1:40.314 P	+ 25.848	9:53:50.631	11 -	1:50.045 P	+ 35.579	10:06:29.682
4 -	3:12.083	+ 1:57.617	9:57:02.714	12 -	2:43.377	+ 1:28.911	10:09:13.059
5 -	1:16.476	+ 2.010	9:58:19.190	13 -	1:18.259	+ 3.793	10:10:31.318
6 -	1:15.235	+ 0.769	9:59:34.425	14 -	1:50.383	+ 35.917	10:12:21.701
7 -	1:15.255	+ 0.789	10:00:49.680	15 -	1:14.466		10:13:36.167
8 -	1:15.011	+ 0.545	10:02:04.691	16 -	1:41.944 P	+ 27.478	10:15:18.111

Weather / Track : Bright / Dry

Castle Combe
Circuit Length = 1.8500 miles
Start: 09:47 End: 10:18

Sports 2000 One Hour Race

QUALIFYING - RACE11 - LAP ANALYSIS

22	Craig MITCHELL		D1 Lola T88/90				
1 -	1:21.047	+ 12.154	9:50:17.899	9 -	1:12.502	+ 3.609	10:04:01.615
2 -	1:15.127	+ 6.234	9:51:33.026	10 -	1:12.069	+ 3.176	10:05:13.684
3 -	1:13.295	+ 4.402	9:52:46.321	11 -	1:09.401	+ 0.508	10:06:23.085
4 -	1:15.127	+ 6.234	9:54:01.448	12 -	1:08.893		10:07:31.978
5 -	1:11.125	+ 2.232	9:55:12.573	13 -	1:09.052	+ 0.159	10:08:41.030
6 -	1:10.907	+ 2.014	9:56:23.480	14 -	1:10.172	+ 1.279	10:09:51.202
7 -	1:32.509 P	+ 23.616	9:57:55.989	15 -	1:10.177	+ 1.284	10:11:01.379
8 -	4:53.124	+ 3:44.231	10:02:49.113	16 -	1:39.959 P	+ 31.066	10:12:41.338
25	HOWE / ARIF		P2 Royale RP42				
1 -	1:25.580	+ 6.071	9:50:42.439	11 -	1:23.941	+ 4.432	10:06:55.693
2 -	1:23.232	+ 3.723	9:52:05.671	12 -	1:22.642	+ 3.133	10:08:18.335
3 -	1:22.398	+ 2.889	9:53:28.069	13 -	1:21.309	+ 1.800	10:09:39.644
4 -	1:21.335	+ 1.826	9:54:49.404	14 -	1:21.473	+ 1.964	10:11:01.117
5 -	1:19.620	+ 0.111	9:56:09.024	15 -	1:21.589	+ 2.080	10:12:22.706
6 -	1:19.790	+ 0.281	9:57:28.814	16 -	1:19.733	+ 0.224	10:13:42.439
7 -	1:27.968	+ 8.459	9:58:56.782	17 -	1:19.509		10:15:01.948
8 -	1:55.353 P	+ 35.844	10:00:52.135	18 -	1:20.183	+ 0.674	10:16:22.131
9 -	3:13.923	+ 1:54.414	10:04:06.058	19 -	1:20.454	+ 0.945	10:17:42.585
10 -	1:25.694	+ 6.185	10:05:31.752				
29	Anders FREDRICSSON		D1 Lola T87/90				
1 -	1:20.485	+ 11.057	9:50:36.310	9 -	1:13.076	+ 3.648	10:00:16.037
2 -	1:15.985	+ 6.557	9:51:52.295	10 -	1:09.542	+ 0.114	10:01:25.579
3 -	1:13.486	+ 4.058	9:53:05.781	11 -	1:09.428		10:02:35.007
4 -	1:11.543	+ 2.115	9:54:17.324	12 -	2:02.351 P	+ 52.923	10:04:37.358
5 -	1:11.195	+ 1.767	9:55:28.519	13 -	3:28.012	+ 2:18.584	10:08:05.370
6 -	1:10.587	+ 1.159	9:56:39.106	14 -	2:03.350 P	+ 53.922	10:10:08.720
7 -	1:11.106	+ 1.678	9:57:50.212	15 -	3:49.588	+ 2:40.160	10:13:58.308
8 -	1:12.749	+ 3.321	9:59:02.961	16 -	1:10.819	+ 1.391	10:15:09.127
34	Louis JONES		D1 NAGA				
1 -	1:15.978	+ 3.489	9:49:57.614	12 -	1:13.824	+ 1.335	10:03:31.266
2 -	1:14.318	+ 1.829	9:51:11.932	13 -	1:12.513	+ 0.024	10:04:43.779
3 -	1:19.071	+ 6.582	9:52:31.003	14 -	1:12.489		10:05:56.268
4 -	1:13.212	+ 0.723	9:53:44.215	15 -	1:13.168	+ 0.679	10:07:09.436
5 -	1:13.281	+ 0.792	9:54:57.496	16 -	1:53.607 P	+ 41.118	10:09:03.043
6 -	1:13.348	+ 0.859	9:56:10.844	17 -	2:58.026	+ 1:45.537	10:12:01.069
7 -	1:13.309	+ 0.820	9:57:24.153	18 -	1:14.084	+ 1.595	10:13:15.153
8 -	1:13.350	+ 0.861	9:58:37.503	19 -	1:14.270	+ 1.781	10:14:29.423
9 -	1:13.685	+ 1.196	9:59:51.188	20 -	1:12.639	+ 0.150	10:15:42.062
10 -	1:12.598	+ 0.109	10:01:03.786	21 -	1:14.232	+ 1.743	10:16:56.294
11 -	1:13.656	+ 1.167	10:02:17.442				
54	NEEDHAM H/ NEEDHAM P		P2 Tiga SC82				
1 -	1:32.802	+ 19.303	9:50:43.306	11 -	1:17.764	+ 4.265	10:08:15.623
2 -	1:24.639	+ 11.140	9:52:07.945	12 -	1:15.360	+ 1.861	10:09:30.983
3 -	1:22.529	+ 9.030	9:53:30.474	13 -	1:14.001	+ 0.502	10:10:44.984
4 -	1:22.669	+ 9.170	9:54:53.143	14 -	1:15.107	+ 1.608	10:12:00.091
5 -	1:20.983	+ 7.484	9:56:14.126	15 -	1:20.326	+ 6.827	10:13:20.417
6 -	1:19.852	+ 6.353	9:57:33.978	16 -	1:14.092	+ 0.593	10:14:34.509
7 -	1:20.545	+ 7.046	9:58:54.523	17 -	1:13.654	+ 0.155	10:15:48.163
8 -	1:37.996 P	+ 24.497	10:00:32.519	18 -	1:13.645	+ 0.146	10:17:01.808
9 -	5:06.593	+ 3:53.094	10:05:39.112	19 -	1:13.499		10:18:15.307
10 -	1:18.747	+ 5.248	10:06:57.859				
56	Mike JOHNS		D1 Royale RP42				
1 -	1:28.777	+ 16.167	9:50:40.645	10 -	1:45.759 P	+ 33.149	10:02:40.529
2 -	1:19.640	+ 7.030	9:52:00.285	11 -	6:15.977	+ 5:03.367	10:08:56.506
3 -	1:17.949	+ 5.339	9:53:18.234	12 -	1:14.476	+ 1.866	10:10:10.982
4 -	1:15.955	+ 3.345	9:54:34.189	13 -	1:21.126	+ 8.516	10:11:32.108

Weather / Track : Bright / Dry

Castle Combe
Circuit Length = 1.8500 miles
Start: 09:47 End: 10:18

Sports 2000 One Hour Race

QUALIFYING - RACE11 - LAP ANALYSIS

5 -	1:18.406	+ 5.796	9:55:52.595	14 -	1:14.514	+ 1.904	10:12:46.622
6 -	1:14.437	+ 1.827	9:57:07.032	15 -	1:12.610		10:13:59.232
7 -	1:13.361	+ 0.751	9:58:20.393	16 -	1:12.913	+ 0.303	10:15:12.145
8 -	1:21.265	+ 8.655	9:59:41.658	17 -	1:23.503	+ 10.893	10:16:35.648
9 -	1:13.112	+ 0.502	10:00:54.770	18 -	1:13.434	+ 0.824	10:17:49.082
64	Russell HENNESSY		P1 Royale RP37				
1 -	1:16.692	+ 2.599	9:49:59.915	9 -	1:14.237	+ 0.144	9:59:58.704
2 -	1:15.688	+ 1.595	9:51:15.603	10 -	1:14.529	+ 0.436	10:01:13.233
3 -	1:16.730	+ 2.637	9:52:32.333	11 -	1:14.093		10:02:27.326
4 -	1:14.828	+ 0.735	9:53:47.161	12 -	1:29.329 P	+ 15.236	10:03:56.655
5 -	1:14.424	+ 0.331	9:55:01.585	13 -	5:44.393 P	+ 4:30.300	10:09:41.048
6 -	1:14.277	+ 0.184	9:56:15.862	14 -	1:14.006	+ -0.087	10:10:55.054
7 -	1:14.350	+ 0.257	9:57:30.212	15 -	1:15.281	+ 1.188	10:12:10.335
8 -	1:14.255	+ 0.162	9:58:44.467				
67	Scott GUTHRIE		D1 Van Diemen				
1 -	1:25.947	+ 16.219	9:50:43.341	12 -	1:10.240	+ 0.512	10:05:51.576
2 -	1:17.203	+ 7.475	9:52:00.544	13 -	1:11.714	+ 1.986	10:07:03.290
3 -	1:15.392	+ 5.664	9:53:15.936	14 -	1:11.267	+ 1.539	10:08:14.557
4 -	1:13.479	+ 3.751	9:54:29.415	15 -	1:11.905	+ 2.177	10:09:26.462
5 -	1:13.770	+ 4.042	9:55:43.185	16 -	1:10.141	+ 0.413	10:10:36.603
6 -	1:11.738	+ 2.010	9:56:54.923	17 -	1:10.085	+ 0.357	10:11:46.688
7 -	1:37.264 P	+ 27.536	9:58:32.187	18 -	1:13.819	+ 4.091	10:13:00.507
8 -	2:36.194	+ 1:26.466	10:01:08.381	19 -	1:10.202	+ 0.474	10:14:10.709
9 -	1:10.662	+ 0.934	10:02:19.043	20 -	1:09.728		10:15:20.437
10 -	1:11.942	+ 2.214	10:03:30.985	21 -	1:10.329	+ 0.601	10:16:30.766
11 -	1:10.351	+ 0.623	10:04:41.336	22 -	1:10.578	+ 0.850	10:17:41.344
88	WILLIAMS / PITTARD		D2 MCR				
1 -	1:17.585	+ 9.457	9:50:13.817	11 -	1:09.166	+ 1.038	10:05:11.999
2 -	1:13.512	+ 5.384	9:51:27.329	12 -	1:08.465	+ 0.337	10:06:20.464
3 -	1:13.147	+ 5.019	9:52:40.476	13 -	1:08.128		10:07:28.592
4 -	1:14.303	+ 6.175	9:53:54.779	14 -	1:11.522	+ 3.394	10:08:40.114
5 -	1:37.860 P	+ 29.732	9:55:32.639	15 -	1:09.096	+ 0.968	10:09:49.210
6 -	3:44.039	+ 2:35.911	9:59:16.678	16 -	1:32.702 P	+ 24.574	10:11:21.912
7 -	1:12.321	+ 4.193	10:00:28.999	17 -	2:42.583	+ 1:34.455	10:14:04.495
8 -	1:09.280	+ 1.152	10:01:38.279	18 -	1:09.229	+ 1.101	10:15:13.724
9 -	1:09.431	+ 1.303	10:02:47.710	19 -	1:09.426	+ 1.298	10:16:23.150
10 -	1:15.123	+ 6.995	10:04:02.833	20 -	1:08.708	+ 0.580	10:17:31.858
90	FOGG / JOHNSON		P2 Lola T592				
1 -	1:31.945		9:50:57.982				
96	FEYERABEND M / FEYERABEND C		P2 Tiga SC79				
1 -	1:48.692	+ 28.714	9:52:34.937	9 -	1:25.882	+ 5.904	10:08:37.642
2 -	1:42.680	+ 22.702	9:54:17.617	10 -	1:24.212	+ 4.234	10:10:01.854
3 -	1:40.164	+ 20.186	9:55:57.781	11 -	1:22.879	+ 2.901	10:11:24.733
4 -	1:35.744	+ 15.766	9:57:33.525	12 -	1:23.859	+ 3.881	10:12:48.592
5 -	1:33.854	+ 13.876	9:59:07.379	13 -	1:20.897	+ 0.919	10:14:09.489
6 -	1:53.080 P	+ 33.102	10:01:00.459	14 -	1:19.978		10:15:29.467
7 -	4:43.283	+ 3:23.305	10:05:43.742	15 -	1:48.008 P	+ 28.030	10:17:17.475
8 -	1:28.018	+ 8.040	10:07:11.760				
166	SHERRINGTON / JENVEY		D2 MCR				
1 -	1:20.379	+ 12.851	9:50:34.186	12 -	1:09.858	+ 2.330	10:03:44.266
2 -	1:16.660	+ 9.132	9:51:50.846	13 -	1:30.267 P	+ 22.739	10:05:14.533
3 -	1:14.654	+ 7.126	9:53:05.500	14 -	2:51.105	+ 1:43.577	10:08:05.638
4 -	1:13.043	+ 5.515	9:54:18.543	15 -	1:08.981	+ 1.453	10:09:14.619
5 -	1:10.624	+ 3.096	9:55:29.167	16 -	1:08.235	+ 0.707	10:10:22.854
6 -	1:12.792	+ 5.264	9:56:41.959	17 -	1:10.483	+ 2.955	10:11:33.337
7 -	1:09.908	+ 2.380	9:57:51.867	18 -	1:11.026	+ 3.498	10:12:44.363
8 -	1:11.500	+ 3.972	9:59:03.367	19 -	1:08.182	+ 0.654	10:13:52.545

Weather / Track : Bright / Dry

Castle Combe
Circuit Length = 1.8500 miles
Start: 09:47 End: 10:18

Sports 2000 One Hour Race


QUALIFYING - RACE11 - LAP ANALYSIS

9 -	1:11.964	+ 4.436	10:00:15.331	20 -	1:07.702	+ 0.174	10:15:00.247
10 -	1:09.670	+ 2.142	10:01:25.001	21 -	1:07.528		10:16:07.775
11 -	1:09.407	+ 1.879	10:02:34.408				

Weather / Track : Bright / Dry

Castle Combe
Circuit Length = 1.8500 miles
Start: 09:47 End: 10:18

Sports 2000 One Hour Race
RACE 11 - GRID

ROW 9	1:20.143 14 TURNER / MOORE	1:31.945 90 Charles FOGG
ROW 8	1:19.509 25 HOWE / ARIF	1:19.978 96 FEYERABEND M / FEYERABEND C
ROW 7	1:14.466 15 Graeme COOKSLEY	1:14.732 7 BARNBY
ROW 6	1:13.499 54 NEEDHAM H/ NEEDHAM P	1:14.093 64 Russell HENNESSY
ROW 5	1:12.489 34 Louis JONES	1:12.610 56 Mike JOHNS
ROW 4	1:10.977 12 BAMSEY / WARING	1:11.909 6 Dave CROFT
ROW 3	1:09.728 67 Scott GUTHRIE	1:10.510 2 OWEN / TURNER
ROW 2	1:08.893 22 Craig MITCHELL	1:09.428 29 Anders FREDRICSSON
ROW 1	1:07.528 166 SHERRINGTON / JENVEY	1:08.128 88 WILLIAMS / PITTARD
Pole		
		

Castle Combe
 Circuit Length = 1.8500 miles

These results are provisional until the conclusion of any judicial and technical matters.

Clerk of Course :		Timekeeper :
-------------------	--	--------------

Sports 2000 One Hour Race

RACE 11 - CLASSIFICATION

POS	NO	CL	NAME	ENTRY	LAPS	TIME	GAP	DIFF	MPH	BEST	ON
1	22	D1	Craig MITCHELL	Lola T88/90	48	1:00:39.271			87.84	1:08.772	28
2	88	D2	WILLIAMS / PITTARD	MCR	47	1:00:49.322	1 lap	1 lap	85.77	1:09.405	26
3	67	D1	Scott GUTHRIE	Van Diemen	47	1:01:29.806	1 lap	40.484	84.83	1:10.297	8
4	12	D2	BAMSEY / WARING	MCR	46	1:01:01.700	2 laps	1 lap	83.66	1:10.467	26
5	34	D1	Louis JONES	NAGA	45	1:00:52.914	3 laps	1 lap	82.04	1:12.663	3
6	6	D1	Dave CROFT	Gunn TS11	45	1:01:16.181	3 laps	23.267	81.52	1:11.802	8
7	7	P1	BARNBY	Tiga SC80	45	1:01:31.158	3 laps	14.977	81.19	1:15.588	13
8	15	P1	Graeme COOKSLEY	Tiga SC81	44	1:01:50.091	4 laps	1 lap	78.98	1:15.862	21
9	54	P2	NEEDHAM H / NEEDHAM P	Tiga SC82	44	1:01:52.103	4 laps	2.012	78.94	1:14.283	38
10	64	P1	Russell HENNESSY	Royale RP37	43	1:00:44.257	5 laps	1 lap	78.58	1:14.810	7
11	25	P2	HOWE / ARIF	Royale RP42	43	1:01:23.628	5 laps	39.371	77.74	1:17.133	42
12	29	D1	Anders FREDRICSSON	Lola T87/90	42	1:01:32.583	6 laps	1 lap	75.75	1:09.643	15
13	14	P2	TURNER / MOORE	Elden Mk23	41	1:01:42.395	7 laps	1 lap	73.75	1:19.041	8
14	166	D2	SHERRINGTON / JENVEY	MCR	40	51:46.747	8 laps	1 lap	85.74	1:07.783	3

NOT CLASSIFIED

DNC	56	D1	Mike JOHNS	Royale RP42	26	44:03.120	22 laps	14 laps	65.51	1:12.913	5
DNC	90	P2	Charles FOGG	Lola T592	12	17:00.629	36 laps	14 laps	78.30	1:18.650	10
DNC	96	P2	FEYERABEND M / FEYERABEND	Tiga SC79	11	15:41.602	37 laps	1 lap	77.80	1:22.609	10
DNC	2	D2	OWEN / TURNER	MCR	0						

FASTEST LAP

166	D2	SHERRINGTON / JENVEY	MCR	3	1:07.783	98.25 mph	158.12 kph
22	D1	Craig MITCHELL	Lola T88/90	28	1:08.772	96.84 mph	155.85 kph
54	P2	NEEDHAM H / NEEDHAM P	Tiga SC82	38	1:14.283	89.65 mph	144.28 kph
64	P1	Russell HENNESSY	Royale RP37	7	1:14.810	89.02 mph	143.27 kph

Car No 7 - Formal Reprmand + 2 points - Failure to comply to Flag signals - G.5.3.2.

Weather / Track : Bright / Dry

These results are provisional until the conclusion of any judicial and technical matters.

Castle Combe

Circuit Length = 1.8500 miles

Start: 11:35 End: 12:38

Clerk of Course :		Timekeeper :	
-------------------	--	--------------	--

Sports 2000 One Hour Race
RACE 11 - LAP CHART

Lap 1			Lap 2			Lap 3			Lap 4			Lap 5		
No	Behind	Laptime	No	Behind	Laptime	No	Behind	Laptime	No	Behind	Laptime	No	Behind	Laptime
166		1:15.867	166		1:08.495	166		1:07.783	166		1:07.887	166		1:08.776
22	0.791	1:16.658	22	1.513	1:09.217	22	2.781	1:09.051	22	4.038	1:09.144	96	1 LAP	1:23.050
67	2.705	1:18.572	67	5.154	1:10.944	67	7.776	1:10.405	67	10.346	1:10.457	22	4.379	1:09.117
88	3.402	1:19.269	88	6.336	1:11.429	88	9.699	1:11.146	88	13.397	1:11.585	67	12.154	1:10.584
6	5.234	1:21.101	6	9.931	1:13.192	34	15.408	1:12.663	34	20.662	1:13.141	88	16.299	1:11.678
34	5.590	1:21.457	34	10.528	1:13.433	6	15.988	1:13.840	6	21.838	1:13.737	34	26.140	1:14.254
64	7.189	1:23.056	64	13.838	1:15.144	12	21.977	1:14.159	12	27.470	1:13.380	6	26.546	1:13.484
12	10.502	1:26.369	12	15.601	1:13.594	64	22.349	1:16.294	56	29.349	1:13.233	12	31.760	1:13.066
15	11.221	1:27.088	56	18.612	1:15.477	56	24.003	1:13.174	64	29.900	1:15.438	56	33.486	1:12.913
56	11.630	1:27.497	7	19.401	1:16.049	7	27.758	1:16.140	7	36.327	1:16.456	29	4 LAPS	6:23.404
7	11.847	1:27.714	15	21.435	1:18.709	15	31.283	1:17.631	15	40.547	1:17.151	64	36.782	1:15.658
25	13.078	1:28.945	25	24.264	1:19.681	25	36.626	1:20.145	25	49.656	1:20.917	7	44.268	1:16.717
14	15.208	1:31.075	14	28.695	1:21.982	90	46.933	1:24.262	90	1:01.095	1:22.049	15	49.514	1:17.743
54	16.701	1:32.568	90	30.454	1:21.540	14	48.776	1:27.864	14	1:01.712	1:20.823	25	1:00.083	1:19.203
90	17.409	1:33.276	54	30.776	1:22.570	54	51.639	1:28.646	54	1:04.371	1:20.619			
96	19.810	1:35.677	96	36.870	1:25.555	96	53.660	1:24.573						

Car No 7 - Formal Reprmand + 2 points - Failure to comply to Flag signals - G.5.3.2.

Weather / Track : Bright / Dry

Castle Combe
 Circuit Length = 1.8500 miles
 Start: 11:35 End: 12:38

Sports 2000 One Hour Race
RACE 11 - LAP CHART

Lap 6			Lap 7			Lap 8			Lap 9			Lap 10		
No	Behind	Laptime	No	Behind	Laptime	No	Behind	Laptime	No	Behind	Laptime	No	Behind	Laptime
166		1:11.834	166		1:08.560	166		1:08.402	166		1:09.099	166		1:08.817
90	1 LAP	1:24.653	22	6.780	1:10.103	22	8.681	1:10.303	56	1 LAP	1:37.675 P	7	1 LAP	1:16.453
22	5.237	1:12.692	67	14.289	1:11.577	25	1 LAP	1:18.669	15	1 LAP	1:17.928	22	11.329	1:10.559
54	1 LAP	1:22.081	54	1 LAP	1:22.743	67	16.184	1:10.297	22	9.587	1:10.005	15	1 LAP	1:18.187
14	1 LAP	1:25.004	14	1 LAP	1:22.853	88	26.001	1:13.492	67	17.691	1:10.606	67	19.548	1:10.674
67	11.272	1:10.952	88	20.911	1:13.126	54	1 LAP	1:18.848	25	1 LAP	1:20.195	25	1 LAP	1:19.409
96	1 LAP	1:25.418	90	1 LAP	1:24.356	14	1 LAP	1:20.587	88	28.312	1:11.410	88	31.410	1:11.915
88	16.345	1:11.880	96	1 LAP	1:26.979	90	1 LAP	1:21.013	54	1 LAP	1:18.624	34	47.493	1:13.091
34	27.793	1:13.487	34	32.930	1:13.697	34	38.925	1:14.397	14	1 LAP	1:19.041	29	4 LAPS	1:13.029
12	33.343	1:13.417	29	4 LAPS	1:11.733	29	4 LAPS	1:11.343	34	43.219	1:13.393	54	1 LAP	1:19.677
29	4 LAPS	1:12.525	12	38.899	1:14.116	12	44.275	1:13.778	90	1 LAP	1:19.497	12	52.987	1:12.972
56	36.420	1:14.768	56	41.784	1:13.924	96	1 LAP	1:23.963	29	4 LAPS	1:11.731	14	1 LAP	1:20.500
64	39.955	1:15.007	64	46.205	1:14.810	64	53.623	1:15.820	12	48.832	1:13.656	90	1 LAP	1:19.205
6	46.699	1:31.987 P	7	56.649	1:16.336	7	1:04.300	1:16.053	64	1:01.094	1:16.570	64	1:07.537	1:15.260
7	48.873	1:16.439	15	1:05.767	1:17.296				96	1 LAP	1:24.590			
15	57.031	1:19.351												
25	1:07.918	1:19.669												

Car No 7 - Formal Reprmand + 2 points - Failure to comply to Flag signals - G.5.3.2.

Weather / Track : Bright / Dry

Castle Combe
 Circuit Length = 1.8500 miles
 Start: 11:35 End: 12:38

Sports 2000 One Hour Race
RACE 11 - LAP CHART

Lap 11			Lap 12			Lap 13			Lap 14			Lap 15		
No	Behind	Laptime	No	Behind	Laptime	No	Behind	Laptime	No	Behind	Laptime	No	Behind	Laptime
166		1:10.583	166		1:09.500	166		1:09.330	166		1:08.493	166		1:09.847
7	1 LAP	1:15.614	64	1 LAP	1:16.629	90	2 LAPS	1:20.536	54	2 LAPS	1:19.614	25	2 LAPS	1:19.584
96	2 LAPS	1:24.893	22	9.913	1:09.297	14	2 LAPS	1:20.560	22	13.306	1:11.891	12	1 LAP	1:16.166
22	10.116	1:09.370	7	1 LAP	1:16.620	22	9.908	1:09.325	64	1 LAP	1:16.145	22	13.144	1:09.685
67	20.160	1:11.195	96	2 LAPS	1:22.609	64	1 LAP	1:15.821	14	2 LAPS	1:24.354	54	2 LAPS	1:19.286
15	1 LAP	1:18.389	67	23.154	1:12.494	7	1 LAP	1:16.006	7	1 LAP	1:15.588	64	1 LAP	1:15.580
88	33.488	1:12.661	15	1 LAP	1:17.454	67	27.368	1:13.544	67	30.596	1:11.721	14	2 LAPS	1:20.187
6	4 LAPS	5:33.832 P	88	35.746	1:11.758	96	2 LAPS	1:24.295	6	4 LAPS	1:13.199	67	33.302	1:12.553
25	1 LAP	1:19.529	6	4 LAPS	1:11.802	88	38.020	1:11.604	90	2 LAPS	1:51.592 P	7	1 LAP	1:17.206
29	4 LAPS	1:10.837	29	4 LAPS	1:10.177	15	1 LAP	1:17.227	15	1 LAP	1:18.468	6	4 LAPS	1:13.064
34	50.466	1:13.556	25	1 LAP	1:19.095	6	4 LAPS	1:12.039	29	4 LAPS	1:11.592	29	4 LAPS	1:10.257
12	55.934	1:13.530	34	54.660	1:13.694	29	4 LAPS	1:10.833	88	1:03.973	1:34.446	15	1 LAP	1:18.041
54	1 LAP	1:19.344	12	59.536	1:13.102	34	59.496	1:14.166	34	1:05.440	1:14.437	88	1:06.883	1:12.757
90	1 LAP	1:18.650	54	1 LAP	1:18.631	25	1 LAP	1:19.402				34	1:08.506	1:12.913
14	1 LAP	1:19.336				12	1:03.748	1:13.542						

Car No 7 - Formal Reprmand + 2 points - Failure to comply to Flag signals - G.5.3.2.

Weather / Track : Bright / Dry

Castle Combe
 Circuit Length = 1.8500 miles
 Start: 11:35 End: 12:38

Sports 2000 One Hour Race
RACE 11 - LAP CHART

Lap 16			Lap 17			Lap 18			Lap 19			Lap 20		
No	Behind	Laptime	No	Behind	Laptime	No	Behind	Laptime	No	Behind	Laptime	No	Behind	Laptime
166		1:08.859	166		1:13.057	166		1:08.884	166		1:09.774	166		1:10.276
12	1 LAP	1:15.198	34	1 LAP	1:14.053	22	10.279	1:09.545	15	2 LAPS	1:17.210	14	3 LAPS	1:20.387
25	2 LAPS	1:18.608	12	1 LAP	1:14.161	12	1 LAP	1:14.644	22	9.561	1:09.056	22	8.976	1:09.691
22	13.580	1:09.295	22	9.618	1:09.095	25	2 LAPS	1:18.513	12	1 LAP	1:14.779	15	2 LAPS	1:16.438
64	1 LAP	1:15.678	25	2 LAPS	1:18.047	34	1 LAP	1:36.264 P	67	38.919	1:11.036	12	1 LAP	1:14.788
54	2 LAPS	1:20.845	88	1 LAP	1:31.667 P	67	37.657	1:11.167	64	1 LAP	1:15.911	67	39.981	1:11.338
67	36.946	1:12.503	64	1 LAP	1:15.132	64	1 LAP	1:16.963	29	4 LAPS	1:09.643	64	1 LAP	1:15.177
14	2 LAPS	1:20.826	67	35.374	1:11.485	54	2 LAPS	1:18.936	54	2 LAPS	1:19.547	29	4 LAPS	1:10.152
7	1 LAP	1:16.016	54	2 LAPS	1:19.568	7	1 LAP	1:16.092	6	4 LAPS	1:12.721	6	4 LAPS	1:12.925
6	4 LAPS	1:12.832	56	8 LAPS	9:57.674 P	29	4 LAPS	1:10.915	25	2 LAPS	1:44.238 P	7	1 LAP	1:16.447
29	4 LAPS	1:10.245	7	1 LAP	1:16.642	6	4 LAPS	1:13.038	7	1 LAP	1:16.255	54	2 LAPS	1:20.155
15	1 LAP	1:16.333	14	2 LAPS	1:22.097	14	2 LAPS	1:21.410						
			6	4 LAPS	1:13.067	56	8 LAPS	1:33.780 P						
			29	4 LAPS	1:10.547									
			15	1 LAP	1:16.013									

Car No 7 - Formal Reprmand + 2 points - Failure to comply to Flag signals - G.5.3.2.

Weather / Track : Bright / Dry

Castle Combe
 Circuit Length = 1.8500 miles
 Start: 11:35 End: 12:38

Sports 2000 One Hour Race
RACE 11 - LAP CHART

Lap 21			Lap 22			Lap 23			Lap 24			Lap 25		
No	Behind	Laptime	No	Behind	Laptime	No	Behind	Laptime	No	Behind	Laptime	No	Behind	Laptime
166		1:08.336	166		1:10.160	166		1:09.177	166		1:11.220	22		1:10.084
22	10.497	1:09.857	88	5 LAPS	5:34.542 P	6	5 LAPS	1:14.883	64	2 LAPS	1:17.309	6	5 LAPS	1:13.121
14	3 LAPS	1:21.538	54	3 LAPS	1:19.027	88	5 LAPS	1:09.673	88	5 LAPS	1:10.959	64	2 LAPS	1:20.067
15	2 LAPS	1:16.465	22	9.188	1:08.851	22	9.424	1:09.413	6	5 LAPS	1:14.376	166	11.538	1:28.640 P
12	1 LAP	1:15.226	15	2 LAPS	1:17.061	54	3 LAPS	1:18.239	22	7.018	1:08.814	34	5 LAPS	1:13.290
67	42.789	1:11.144	7	2 LAPS	1:41.051 P	34	5 LAPS	5:37.597 P	34	5 LAPS	1:13.851	54	3 LAPS	1:18.539
56	10 LAPS	3:09.856 P	12	1 LAP	1:16.386	15	2 LAPS	1:15.862	54	3 LAPS	1:18.590	67	42.234	1:11.964
29	4 LAPS	1:10.045	67	44.054	1:11.425	67	46.256	1:11.379	15	2 LAPS	1:20.730	15	2 LAPS	1:18.131
64	1 LAP	1:15.793	56	10 LAPS	1:16.088	56	10 LAPS	1:15.013	67	47.372	1:12.336	25	6 LAPS	1:19.000
6	4 LAPS	1:13.862	29	4 LAPS	1:12.197	29	4 LAPS	1:10.916	25	6 LAPS	5:39.779 P	29	4 LAPS	1:11.126
			14	3 LAPS	1:54.987	12	1 LAP	1:35.511 P	29	4 LAPS	1:10.479	56	10 LAPS	1:15.032
			64	1 LAP	1:15.753				56	10 LAPS	1:17.270	88	4 LAPS	1:10.271
									88	4 LAPS	1:10.423			

Car No 7 - Formal Reprmand + 2 points - Failure to comply to Flag signals - G.5.3.2.

Weather / Track : Bright / Dry

Castle Combe
 Circuit Length = 1.8500 miles
 Start: 11:35 End: 12:38

Sports 2000 One Hour Race
RACE 11 - LAP CHART

Lap 26			Lap 27			Lap 28			Lap 29			Lap 30		
No	Behind	Laptime	No	Behind	Laptime	No	Behind	Laptime	No	Behind	Laptime	No	Behind	Laptime
22		1:09.075	22		1:09.148	22		1:08.772	22		1:24.913 P	67		1:12.086
6	5 LAPS	1:12.587	56	11 LAPS	1:18.474	88	5 LAPS	1:11.190	14	8 LAPS	1:45.258 P	12	5 LAPS	1:11.159
64	2 LAPS	1:15.735	6	5 LAPS	1:13.926	25	7 LAPS	1:19.760	56	11 LAPS	1:15.567	7	5 LAPS	1:17.158
34	5 LAPS	1:15.630	64	2 LAPS	1:16.323	56	11 LAPS	1:17.660	6	5 LAPS	1:13.439	29	4 LAPS	1:10.750
7	5 LAPS	4:49.181 P	34	5 LAPS	1:14.505	6	5 LAPS	1:14.362	34	5 LAPS	1:15.519	166	3 LAPS	1:10.968
67	44.552	1:11.393	7	5 LAPS	1:16.544	34	5 LAPS	1:14.385	7	5 LAPS	1:16.762	88	4 LAPS	1:09.405
54	3 LAPS	1:28.565 P	14	7 LAPS	5:41.437 P	7	5 LAPS	1:16.756	67	39.283	1:11.844	15	2 LAPS	1:16.165
15	2 LAPS	1:16.378	67	49.336	1:13.932	67	52.352	1:11.788	12	5 LAPS	1:12.375	6	4 LAPS	1:14.031
29	4 LAPS	1:11.726	29	4 LAPS	1:11.182	12	5 LAPS	5:45.165 P	29	4 LAPS	1:10.868	25	6 LAPS	1:19.603
25	6 LAPS	1:18.302	15	2 LAPS	1:16.895	29	4 LAPS	1:11.731	166	3 LAPS	5:33.356 P	56	10 LAPS	1:15.743
88	4 LAPS	1:10.255				15	2 LAPS	1:17.247	88	4 LAPS	1:09.970	54	6 LAPS	5:35.931 P
						64	2 LAPS	1:58.898 P	15	2 LAPS	1:17.040	14	7 LAPS	1:23.198
						88	4 LAPS	1:10.258	25	6 LAPS	1:18.690	34	4 LAPS	1:14.914
						25	6 LAPS	1:18.835	6	4 LAPS	1:15.055			
									56	10 LAPS	1:17.175			
									14	7 LAPS	1:24.207			
									34	4 LAPS	1:15.000			

Car No 7 - Formal Reprmand + 2 points - Failure to comply to Flag signals - G.5.3.2.

Weather / Track : Bright / Dry

Castle Combe
 Circuit Length = 1.8500 miles
 Start: 11:35 End: 12:38

Sports 2000 One Hour Race

RACE 11 - LAP CHART

Lap 31			Lap 32			Lap 33			Lap 34			Lap 35		
No	Behind	Laptime	No	Behind	Laptime	No	Behind	Laptime	No	Behind	Laptime	No	Behind	Laptime
67		1:10.491	67		1:11.038	67		1:11.505	67		1:11.461	67		1:12.562
12	5 LAPS	1:10.467	12	5 LAPS	1:11.308	12	5 LAPS	1:13.465	12	5 LAPS	1:12.003	12	5 LAPS	1:11.557
29	4 LAPS	1:11.218	29	4 LAPS	1:11.455	34	5 LAPS	1:17.540	22	3 LAPS	1:09.774	22	3 LAPS	1:09.346
7	5 LAPS	1:17.350	166	3 LAPS	1:10.662	29	4 LAPS	1:11.497	34	5 LAPS	1:15.158	166	3 LAPS	1:12.186
166	3 LAPS	1:10.743	88	4 LAPS	1:10.845	22	3 LAPS	5:32.481 P	29	4 LAPS	1:12.175	29	4 LAPS	1:14.556
88	4 LAPS	1:09.993	7	5 LAPS	1:17.300	14	8 LAPS	1:23.041	166	3 LAPS	1:09.804	34	5 LAPS	1:16.093
15	2 LAPS	1:31.573 P	6	4 LAPS	1:15.183	166	3 LAPS	1:10.597	88	4 LAPS	1:09.805	88	4 LAPS	1:11.779
6	4 LAPS	1:15.014	56	10 LAPS	1:14.166	88	4 LAPS	1:09.870	14	8 LAPS	1:22.712	14	8 LAPS	1:21.966
56	10 LAPS	1:15.152	54	6 LAPS	1:17.360	7	5 LAPS	1:16.774	7	5 LAPS	1:17.378	7	5 LAPS	1:17.029
25	6 LAPS	1:18.693	25	6 LAPS	1:18.876	64	6 LAPS	6:22.098 P	64	6 LAPS	1:17.099	64	6 LAPS	1:20.725
54	6 LAPS	1:16.064				6	4 LAPS	1:14.535	6	4 LAPS	1:13.621	6	4 LAPS	1:13.533
34	4 LAPS	1:15.459				56	10 LAPS	1:13.895	56	10 LAPS	1:14.013	56	10 LAPS	1:13.453
14	7 LAPS	1:24.025				54	6 LAPS	1:15.339	54	6 LAPS	1:15.275	54	6 LAPS	1:15.477
						25	6 LAPS	1:17.277	25	6 LAPS	1:17.654			

Car No 7 - Formal Reprimand + 2 points - Failure to comply to Flag signals - G.5.3.2.

Weather / Track : Bright / Dry

Castle Combe
Circuit Length = 1.8500 miles
Start: 11:35 End: 12:38

Sports 2000 One Hour Race

RACE 11 - LAP CHART

Lap 36			Lap 37			Lap 38			Lap 39			Lap 40		
No	Behind	Laptime	No	Behind	Laptime	No	Behind	Laptime	No	Behind	Laptime	No	Behind	Laptime
67		1:12.306	67		1:12.980	67		1:12.956	67		1:30.620 P	22		1:11.141
22	3 LAPS	1:11.036	12	5 LAPS	1:11.764	12	5 LAPS	1:11.735	34	5 LAPS	1:14.756	15	4 LAPS	1:17.667
12	5 LAPS	1:13.099	54	7 LAPS	1:18.896	166	3 LAPS	1:10.371	25	7 LAPS	1:18.794	7	3 LAPS	1:16.255
25	7 LAPS	1:19.150	166	3 LAPS	1:10.940	6	5 LAPS	1:30.305 P	6	5 LAPS	1:49.290 P	88	1 LAP	1:11.363
166	3 LAPS	1:10.628	88	4 LAPS	1:10.792	88	4 LAPS	1:10.286	15	6 LAPS	1:17.357	12	2 LAPS	1:10.979
88	4 LAPS	1:10.446	25	7 LAPS	1:19.026	54	7 LAPS	1:17.031	7	5 LAPS	1:16.587	166	31.393	1:32.676 P
29	4 LAPS	1:12.500	34	5 LAPS	1:14.774	25	7 LAPS	1:20.054	22	2 LAPS	1:09.762	64	4 LAPS	1:16.008
34	5 LAPS	1:14.338	15	6 LAPS	1:17.526	34	5 LAPS	1:20.547	166	2 LAPS	1:10.999	54	4 LAPS	1:15.225
15	6 LAPS	5:41.100 P	7	5 LAPS	1:17.083	15	6 LAPS	1:21.134	88	3 LAPS	1:11.054	29	6 LAPS	5:42.602 P
7	5 LAPS	1:16.884	14	8 LAPS	1:24.053	7	5 LAPS	1:16.352	14	8 LAPS	1:22.876	14	6 LAPS	1:22.221
14	8 LAPS	1:23.445	64	6 LAPS	1:19.041	29	5 LAPS	3:03.734 P	12	4 LAPS	1:12.911	34	2 LAPS	1:14.574
6	4 LAPS	1:14.302	22	2 LAPS	1:10.280	14	8 LAPS	1:22.437	64	6 LAPS	1:18.420	25	4 LAPS	1:18.205
56	10 LAPS	1:14.448				22	2 LAPS	1:09.201	54	6 LAPS	1:15.158	6	2 LAPS	1:15.679
64	6 LAPS	1:17.730				64	6 LAPS	1:18.712	34	4 LAPS	1:14.945			
22	2 LAPS	1:10.512				12	4 LAPS	1:12.160	25	6 LAPS	1:17.239			
						166	2 LAPS	1:10.150	6	4 LAPS	1:15.165			
						88	3 LAPS	1:10.204	15	5 LAPS	1:16.724			
						54	6 LAPS	1:15.327	7	4 LAPS	1:16.340			

Car No 7 - Formal Reprmand + 2 points - Failure to comply to Flag signals - G.5.3.2.

Weather / Track : Bright / Dry

Castle Combe
Circuit Length = 1.8500 miles
Start: 11:35 End: 12:38

Sports 2000 One Hour Race
RACE 11 - LAP CHART

Lap 41			Lap 42			Lap 43			Lap 44			Lap 45		
No	Behind	Laptime	No	Behind	Laptime	No	Behind	Laptime	No	Behind	Laptime	No	Behind	Laptime
22		1:10.354	22		1:11.078	22		1:10.825	22		1:10.663	22		1:10.452
15	4 LAPS	1:16.268	6	3 LAPS	1:15.118	14	7 LAPS	1:22.939	6	3 LAPS	1:14.556	88	1 LAP	1:11.273
7	3 LAPS	1:15.858	88	1 LAP	1:10.333	6	3 LAPS	1:13.860	88	1 LAP	1:10.882	6	3 LAPS	1:14.105
88	1 LAP	1:10.324	12	2 LAPS	1:11.722	25	5 LAPS	1:18.428	14	7 LAPS	1:23.827	12	2 LAPS	1:12.141
12	2 LAPS	1:10.588	7	3 LAPS	1:16.664	88	1 LAP	1:10.040	25	5 LAPS	1:18.456	25	5 LAPS	1:17.788
67	1 LAP	5:58.812 P	15	4 LAPS	1:31.460	12	2 LAPS	1:11.145	12	2 LAPS	1:12.309	14	7 LAPS	1:23.377
54	4 LAPS	1:14.547	67	1 LAP	1:11.946	7	3 LAPS	1:16.400	7	3 LAPS	1:16.464	7	3 LAPS	1:16.294
64	4 LAPS	1:15.902	54	4 LAPS	1:14.283	67	1 LAP	1:14.036	67	1 LAP	1:12.186	67	1 LAP	1:12.361
29	6 LAPS	1:13.000	64	4 LAPS	1:15.678	15	4 LAPS	1:18.775	15	4 LAPS	1:17.732	29	6 LAPS	1:11.321
34	2 LAPS	1:15.565	29	6 LAPS	1:11.787	29	6 LAPS	1:11.535	29	6 LAPS	1:11.786	15	4 LAPS	1:16.870
14	6 LAPS	1:23.658	34	2 LAPS	1:14.932	54	4 LAPS	1:15.650	54	4 LAPS	1:15.028	54	4 LAPS	1:14.932
25	4 LAPS	1:18.101				64	4 LAPS	1:15.969	64	4 LAPS	1:15.970	64	4 LAPS	1:15.677
						34	2 LAPS	1:15.590	34	2 LAPS	1:15.599			

Car No 7 - Formal Reprimand + 2 points - Failure to comply to Flag signals - G.5.3.2.

Weather / Track : Bright / Dry

Castle Combe
 Circuit Length = 1.8500 miles
 Start: 11:35 End: 12:38

Sports 2000 One Hour Race
RACE 11 - LAP CHART

Lap 46			Lap 47			Lap 48		
No	Behind	Laptime	No	Behind	Laptime	No	Behind	Laptime
22		1:10.867	22		1:09.710	22		1:09.968
34	3 LAPS	1:16.127	34	3 LAPS	1:15.211	64	5 LAPS	1:16.527
88	1 LAP	1:10.153	88	1 LAP	1:09.932	88	1 LAP	1:10.678
6	3 LAPS	1:15.449	12	2 LAPS	1:12.481	34	3 LAPS	1:14.919
12	2 LAPS	1:11.586	6	3 LAPS	1:19.479	12	2 LAPS	1:11.898
25	5 LAPS	1:17.770	25	5 LAPS	1:17.133	6	3 LAPS	1:20.662
14	7 LAPS	1:22.571	7	3 LAPS	1:16.268	25	5 LAPS	1:17.566
7	3 LAPS	1:16.227	67	1 LAP	1:13.537	67	1 LAP	1:15.358
67	1 LAP	1:12.256	14	7 LAPS	1:22.609	7	3 LAPS	1:17.149
29	6 LAPS	1:10.940	29	6 LAPS	1:11.228	29	6 LAPS	1:11.266
15	4 LAPS	1:16.394	15	4 LAPS	1:16.083	14	7 LAPS	1:22.298
54	4 LAPS	1:15.428	54	4 LAPS	1:14.402	15	4 LAPS	1:17.312
64	4 LAPS	1:15.932				54	4 LAPS	1:14.642

Car No 7 - Formal Reprmand + 2 points - Failure to comply to Flag signals - G.5.3.2.

Weather / Track : Bright / Dry

Castle Combe
 Circuit Length = 1.8500 miles
 Start: 11:35 End: 12:38