



PETER MORGAN MEMORIAL RACE DAY

Mallory Park

5th July 2009



Results Provided by Timing Solutions Ltd
www.tsl-timing.com

40 Minute 1 or 2 Driver Challenge
QUALIFYING - RACE 1 - CLASSIFICATION

POS	NO	CL	NAME	ENTRY	TIME	ON	LAPS	GAP	DIFF	MPH
1	49	B	Ian WALE	Caterham	50.420	12	12			96.38
2	7	B	MORRIS/WILSON	Caterham	50.437	12	12	0.017	0.017	96.35
3	25	B	Peter LAWRENCE	Caterham	50.823	16	21	0.403	0.386	95.62
4	3	E	Roger BOWMAN	Jaguar XJS	56.000	10	11	5.580	5.177	86.78
5	15	X	JARVIS/WILLIAMS	???????	56.095	10	27	5.675	0.095	86.63
6	32	E	DORLIN/BYE	Jaguar XJ6	57.071	12	16	6.651	0.976	85.15
7	31	E	MERRETT/DRAGE	Jaguar XJS	57.408	25	26	6.988	0.337	84.65
8	6	B	A WILLIAMSON	Caterham	57.947	19	27	7.527	0.539	83.86
9	5	B	Andrew GOORD	Locost	59.445	18	23	9.025	1.498	81.75
10	69	D	BEAVIS/MATTHEWS	Lancia	1:00.465	22	24	10.045	1.020	80.37
11	40	D	FILES/FILES	Triumph TR6	1:23.356	3	6	32.936	22.891	58.30

Weather / Track : Cloudy / Dry

These results are provisional until the conclusion of any judicial and technical matters.

Mallory Park
 Circuit Length = 1.3500 miles
 Start: 09:30 End: 10:09

Clerk of Course :		Timekeeper :
-------------------	--	--------------

40 Minute 1 or 2 Driver Challenge

QUALIFYING - RACE 1 - LAP ANALYSIS

3	Roger BOWMAN		E Jaguar XJS				
1 -	1:00.999	+ 4.999	9:32:39.510	7 -	58.176	+ 2.176	9:38:30.837
2 -	59.630	+ 3.630	9:33:39.140	8 -	57.930	+ 1.930	9:39:28.767
3 -	58.880	+ 2.880	9:34:38.020	9 -	56.583	+ 0.583	9:40:25.350
4 -	58.510	+ 2.510	9:35:36.530	10 -	56.000		9:41:21.350
5 -	58.283	+ 2.283	9:36:34.813	11 -	56.552	+ 0.552	9:42:17.902
6 -	57.848	+ 1.848	9:37:32.661				
5	Andrew GOORD		B Locost				
1 -	1:05.588	+ 6.143	9:32:59.569	13 -	1:03.114	+ 3.669	9:45:22.718
2 -	1:03.138	+ 3.693	9:34:02.707	14 -	14:07.315	+ 13:07.870	9:59:30.033
3 -	1:05.200	+ 5.755	9:35:07.907	15 -	1:00.776	+ 1.331	10:00:30.809
4 -	1:01.333	+ 1.888	9:36:09.240	16 -	1:01.253	+ 1.808	10:01:32.062
5 -	1:00.424	+ 0.979	9:37:09.664	17 -	59.731	+ 0.286	10:02:31.793
6 -	1:01.357	+ 1.912	9:38:11.021	18 -	59.445		10:03:31.238
7 -	1:01.060	+ 1.615	9:39:12.081	19 -	59.765	+ 0.320	10:04:31.003
8 -	59.979	+ 0.534	9:40:12.060	20 -	59.763	+ 0.318	10:05:30.766
9 -	1:00.395	+ 0.950	9:41:12.455	21 -	59.636	+ 0.191	10:06:30.402
10 -	1:00.211	+ 0.766	9:42:12.666	22 -	59.589	+ 0.144	10:07:29.991
11 -	1:01.299	+ 1.854	9:43:13.965	23 -	59.545	+ 0.100	10:08:29.536
12 -	1:05.639	+ 6.194	9:44:19.604				
6	A WILLIAMSON		B Caterham				
1 -	1:12.130	+ 14.183	9:33:10.632	15 -	1:00.324	+ 2.377	9:48:03.431
2 -	1:05.950	+ 8.003	9:34:16.582	16 -	1:03.894	+ 5.947	9:49:07.325
3 -	1:05.234	+ 7.287	9:35:21.816	17 -	10:10.017	+ 9:12.070	9:59:17.342
4 -	1:04.563	+ 6.616	9:36:26.379	18 -	58.381	+ 0.434	10:00:15.723
5 -	1:03.905	+ 5.958	9:37:30.284	19 -	57.947		10:01:13.670
6 -	1:06.074	+ 8.127	9:38:36.358	20 -	57.950	+ 0.003	10:02:11.620
7 -	1:02.289	+ 4.342	9:39:38.647	21 -	58.415	+ 0.468	10:03:10.035
8 -	1:07.330	+ 9.383	9:40:45.977	22 -	58.730	+ 0.783	10:04:08.765
9 -	1:04.051	+ 6.104	9:41:50.028	23 -	59.642	+ 1.695	10:05:08.407
10 -	1:01.309	+ 3.362	9:42:51.337	24 -	58.616	+ 0.669	10:06:07.023
11 -	1:10.060	+ 12.113	9:44:01.397	25 -	1:01.454	+ 3.507	10:07:08.477
12 -	1:00.265	+ 2.318	9:45:01.662	26 -	1:01.551	+ 3.604	10:08:10.028
13 -	1:00.440	+ 2.493	9:46:02.102	27 -	1:01.911	+ 3.964	10:09:11.939
14 -	1:01.005	+ 3.058	9:47:03.107				
7	MORRIS/WILSON		B Caterham				
1 -	55.461	+ 5.024	9:32:33.848	7 -	51.441	+ 1.004	9:40:13.326
2 -	52.554	+ 2.117	9:33:26.402	8 -	51.056	+ 0.619	9:41:04.382
3 -	51.048	+ 0.611	9:34:17.450	9 -	51.845	+ 1.408	9:41:56.227
4 -	55.733	+ 5.296	9:35:13.183	10 -	5:53.582	+ 5:03.145	9:47:49.809
5 -	3:16.712	+ 2:26.275	9:38:29.895	11 -	52.200	+ 1.763	9:48:42.009
6 -	51.990	+ 1.553	9:39:21.885	12 -	50.437		9:49:32.446
15	JARVIS/WILLIAMS		X ????????				
1 -	1:01.797	+ 5.702	9:32:52.668	15 -	1:02.361	+ 6.266	9:48:17.202
2 -	59.144	+ 3.049	9:33:51.812	16 -	1:00.476	+ 4.381	9:49:17.678
3 -	57.246	+ 1.151	9:34:49.058	17 -	10:02.577	+ 9:06.482	9:59:20.255
4 -	57.447	+ 1.352	9:35:46.505	18 -	59.854	+ 3.759	10:00:20.109
5 -	57.279	+ 1.184	9:36:43.784	19 -	59.027	+ 2.932	10:01:19.136
6 -	57.786	+ 1.691	9:37:41.570	20 -	58.620	+ 2.525	10:02:17.756
7 -	57.787	+ 1.692	9:38:39.357	21 -	57.547	+ 1.452	10:03:15.303
8 -	57.332	+ 1.237	9:39:36.689	22 -	57.386	+ 1.291	10:04:12.689
9 -	56.470	+ 0.375	9:40:33.159	23 -	57.417	+ 1.322	10:05:10.106
10 -	56.095		9:41:29.254	24 -	58.117	+ 2.022	10:06:08.223
11 -	56.719	+ 0.624	9:42:25.973	25 -	59.477	+ 3.382	10:07:07.700
12 -	58.285	+ 2.190	9:43:24.258	26 -	58.084	+ 1.989	10:08:05.784
13 -	1:00.219	+ 4.124	9:44:24.477	27 -	57.749	+ 1.654	10:09:03.533
14 -	2:50.364	+ 1:54.269	9:47:14.841				
25	Peter LAWRENCE		B Caterham				
1 -	53.304	+ 2.481	9:32:19.446	12 -	51.569	+ 0.746	9:41:45.181

Mallory Park
 Circuit Length = 1.3500 miles
 Start: 09:30 End: 10:09

Weather / Track : Cloudy / Dry

40 Minute 1 or 2 Driver Challenge

QUALIFYING - RACE 1 - LAP ANALYSIS


2 -	51.585	+ 0.762	9:33:11.031	13 -	51.271	+ 0.448	9:42:36.452
3 -	51.131	+ 0.308	9:34:02.162	14 -	51.778	+ 0.955	9:43:28.230
4 -	51.717	+ 0.894	9:34:53.879	15 -	51.139	+ 0.316	9:44:19.369
5 -	50.969	+ 0.146	9:35:44.848	16 -	50.823		9:45:10.192
6 -	51.306	+ 0.483	9:36:36.154	17 -	51.707	+ 0.884	9:46:01.899
7 -	51.877	+ 1.054	9:37:28.031	18 -	52.089	+ 1.266	9:46:53.988
8 -	51.165	+ 0.342	9:38:19.196	19 -	52.375	+ 1.552	9:47:46.363
9 -	51.565	+ 0.742	9:39:10.761	20 -	50.861	+ 0.038	9:48:37.224
10 -	51.253	+ 0.430	9:40:02.014	21 -	51.153	+ 0.330	9:49:28.377
11 -	51.598	+ 0.775	9:40:53.612				
31	MERRETT/DRAGE			E Jaguar XJS			
1 -	1:09.876	+ 12.468	9:32:57.059	14 -	59.152	+ 1.744	9:46:44.676
2 -	1:37.841	+ 40.433	9:34:34.900	15 -	1:04.325	+ 6.917	9:47:49.001
3 -	1:01.782	+ 4.374	9:35:36.682	16 -	11:37.006	+ 10:39.598	9:59:26.007
4 -	1:01.431	+ 4.023	9:36:38.113	17 -	1:00.491	+ 3.083	10:00:26.498
5 -	1:01.633	+ 4.225	9:37:39.746	18 -	59.457	+ 2.049	10:01:25.955
6 -	1:02.293	+ 4.885	9:38:42.039	19 -	58.723	+ 1.315	10:02:24.678
7 -	1:00.948	+ 3.540	9:39:42.987	20 -	58.186	+ 0.778	10:03:22.864
8 -	1:02.296	+ 4.888	9:40:45.283	21 -	58.085	+ 0.677	10:04:20.949
9 -	1:00.428	+ 3.020	9:41:45.711	22 -	57.608	+ 0.200	10:05:18.557
10 -	59.294	+ 1.886	9:42:45.005	23 -	57.899	+ 0.491	10:06:16.456
11 -	1:01.718	+ 4.310	9:43:46.723	24 -	58.085	+ 0.677	10:07:14.541
12 -	59.299	+ 1.891	9:44:46.022	25 -	57.408		10:08:11.949
13 -	59.502	+ 2.094	9:45:45.524	26 -	58.220	+ 0.812	10:09:10.169
32	DORLIN/BYE			E Jaguar XJ6			
1 -	59.661	+ 2.590	9:32:46.905	9 -	3:19.239	+ 2:22.168	9:43:00.108
2 -	59.220	+ 2.149	9:33:46.125	10 -	59.120	+ 2.049	9:43:59.228
3 -	59.453	+ 2.382	9:34:45.578	11 -	57.460	+ 0.389	9:44:56.688
4 -	58.687	+ 1.616	9:35:44.265	12 -	57.071		9:45:53.759
5 -	58.572	+ 1.501	9:36:42.837	13 -	57.441	+ 0.370	9:46:51.200
6 -	59.394	+ 2.323	9:37:42.231	14 -	58.303	+ 1.232	9:47:49.503
7 -	59.909	+ 2.838	9:38:42.140	15 -	58.365	+ 1.294	9:48:47.868
8 -	58.729	+ 1.658	9:39:40.869	16 -	58.152	+ 1.081	9:49:46.020
40	FILES/FILES			D Triumph TR6			
1 -	1:28.479	+ 5.123	9:33:19.732	4 -	11:00.344	+ 9:36.988	9:47:39.634
2 -	1:56.202	+ 32.846	9:35:15.934	5 -	1:27.082	+ 3.726	9:49:06.716
3 -	1:23.356		9:36:39.290	6 -	10:25.094	+ 9:01.738	9:59:31.810
49	Ian WALE			B Caterham			
1 -	54.470	+ 4.050	9:32:36.742	7 -	50.859	+ 0.439	9:37:45.037
2 -	51.905	+ 1.485	9:33:28.647	8 -	51.414	+ 0.994	9:38:36.451
3 -	50.513	+ 0.093	9:34:19.160	9 -	52.690	+ 2.270	9:39:29.141
4 -	52.234	+ 1.814	9:35:11.394	10 -	1:27.683	+ 37.263	9:40:56.824
5 -	52.333	+ 1.913	9:36:03.727	11 -	50.819	+ 0.399	9:41:47.643
6 -	50.451	+ 0.031	9:36:54.178	12 -	50.420		9:42:38.063
69	BEAVIS/MATTHEWS			D Lancia			
1 -	1:04.134	+ 3.669	9:32:49.849	13 -	1:03.944	+ 3.479	9:46:12.861
2 -	1:02.479	+ 2.014	9:33:52.328	14 -	2:03.496	+ 1:03.031	9:48:16.357
3 -	1:01.403	+ 0.938	9:34:53.731	15 -	1:02.739	+ 2.274	9:49:19.096
4 -	1:04.848	+ 4.383	9:35:58.579	16 -	10:09.249	+ 9:08.784	9:59:28.345
5 -	1:58.061	+ 57.596	9:37:56.640	17 -	1:02.137	+ 1.672	10:00:30.482
6 -	1:01.255	+ 0.790	9:38:57.895	18 -	1:01.450	+ 0.985	10:01:31.932
7 -	1:01.158	+ 0.693	9:39:59.053	19 -	1:01.218	+ 0.753	10:02:33.150
8 -	1:01.836	+ 1.371	9:41:00.889	20 -	1:00.468	+ 0.003	10:03:33.618
9 -	1:01.335	+ 0.870	9:42:02.224	21 -	1:00.716	+ 0.251	10:04:34.334
10 -	1:01.540	+ 1.075	9:43:03.764	22 -	1:00.465		10:05:34.799
11 -	1:03.306	+ 2.841	9:44:07.070	23 -	1:00.652	+ 0.187	10:06:35.451
12 -	1:01.847	+ 1.382	9:45:08.917	24 -	1:00.848	+ 0.383	10:07:36.299

Mallory Park
Circuit Length = 1.3500 miles
Start: 09:30 End: 10:09

Weather / Track : Cloudy / Dry

40 Minute 1 or 2 Driver Challenge

RACE 1 - GRID

ROW 6	1:23.356 40 FILES/FILES		
ROW 5	59.445 5 Andrew GOORD	1:00.465 69 BEAVIS/MATTHEWS	
ROW 4	57.408 31 MERRETT/DRAGE		57.947 6 A WILLIAMSON
ROW 3	56.095 15 JARVIS/WILLIAMS	57.071 32 DORLIN/BYE	
ROW 2	50.823 25 Peter LAWRENCE		56.000 3 Roger BOWMAN
ROW 1	50.420 49 Ian WALE	50.437 7 MORRIS/WILSON	
Pole			
			

Mallory Park
Circuit Length = 1.3500 miles

These results are provisional until the conclusion of any judicial and technical matters.

Clerk of Course :		Timekeeper :
-------------------	--	--------------

Peter Morgan Memorial / Power Torque Morgan Challenge
QUALIFYING - RACE 2 - CLASSIFICATION

POS	NO	CL	NAME	ENTRY	TIME	ON	LAPS	GAP	DIFF	MPH
1	69	A	Phil HOLLINS	Morgan Plus 8	52.297	13	15			92.93
2	99	A	Matthew WURR	Morgan Plus 8	52.536	7	14	0.239	0.239	92.50
3	66	B	Andrew THOMPSON	Morgan Roadster	52.881	9	15	0.584	0.345	91.90
4	13	B	Chris ACKLAM	Morgan Plus 8	53.186	3	15	0.889	0.305	91.37
5	87	B	Tony LEES	Morgan Plus 8	53.512	8	14	1.215	0.326	90.82
6	72	B	Russell PATERSON	Morgan Plus 8	53.523	11	12	1.226	0.011	90.80
7	73	B	Andy SMITH	Morgan Plus 8	54.094	13	14	1.797	0.571	89.84
8	90	R	Tony RIVERS	Morgan Roadster	54.387	9	13	2.090	0.293	89.35
9	6	R	Simon OREBI GANN	Morgan Roadster	54.388	6	14	2.091	0.001	89.35
10	56	C	Steve McDONALD	Morgan Plus 8	55.240	3	13	2.943	0.852	87.97
11	71	R	Kelvin LAIDLAW	Morgan Roadster	55.603	6	14	3.306	0.363	87.40
12	14	C	Tom CLARKE	Morgan Plus 8	55.742	9	14	3.445	0.139	87.18
13	75	R	Andrew POTTER	Morgan Roadster	56.043	8	8	3.746	0.301	86.71
14	12	C	Brian GATESON	Morgan Plus 8	56.545	8	13	4.248	0.502	85.94
15	55	A	Kathleen SHERRY	Morgan Plus 8	57.931	6	8	5.634	1.386	83.89
16	7	D	Mary LINDSAY	Morgan Plus 8	59.121	9	13	6.824	1.190	82.20
17	47	R	Peter RAFTER	Morgan Roadster	59.631	12	13	7.334	0.510	81.50
18	32	D	Andy FAULDS	Morgan Plus 8	59.687	3	12	7.390	0.056	81.42
19	11	E	David JAMES	Morgan Plus 4	1:00.172	11	13	7.875	0.485	80.76
20	42	R	Peter COLE	Morgan Roadster	1:00.514	11	13	8.217	0.342	80.31

CAR 72 - TRANSPONDER NOT WORKING - FIX OR YOU WILL BE IGNORED IN THE RACE

Weather / Track : Cloudy / Dry

These results are provisional until the conclusion of any judicial and technical matters.

Mallory Park
 Circuit Length = 1.3500 miles
 Start: 10:14 End: 10:31

Clerk of Course :		Timekeeper :
-------------------	--	--------------

Peter Morgan Memorial / Power Torque Morgan Challenge
QUALIFYING - RACE 2 - LAP ANALYSIS

6	Simon OREBI GANN		R Morgan Roadster				
1 -	1:09.782	+ 15.394	10:18:07.665	8 -	55.890	+ 1.502	10:24:34.767
2 -	56.095	+ 1.707	10:19:03.760	9 -	55.304	+ 0.916	10:25:30.071
3 -	55.676	+ 1.288	10:19:59.436	10 -	1:00.039	+ 5.651	10:26:30.110
4 -	55.585	+ 1.197	10:20:55.021	11 -	54.833	+ 0.445	10:27:24.943
5 -	54.751	+ 0.363	10:21:49.772	12 -	55.959	+ 1.571	10:28:20.902
6 -	54.388		10:22:44.160	13 -	54.718	+ 0.330	10:29:15.620
7 -	54.717	+ 0.329	10:23:38.877	14 -	55.002	+ 0.614	10:30:10.622
7	Mary LINDSAY		D Morgan Plus 8				
1 -	1:02.633	+ 3.512	10:18:15.636	8 -	1:01.854	+ 2.733	10:25:22.107
2 -	1:01.301	+ 2.180	10:19:16.937	9 -	59.121		10:26:21.228
3 -	1:00.925	+ 1.804	10:20:17.862	10 -	1:00.304	+ 1.183	10:27:21.532
4 -	59.578	+ 0.457	10:21:17.440	11 -	59.268	+ 0.147	10:28:20.800
5 -	1:01.459	+ 2.338	10:22:18.899	12 -	59.845	+ 0.724	10:29:20.645
6 -	1:00.117	+ 0.996	10:23:19.016	13 -	1:00.005	+ 0.884	10:30:20.650
7 -	1:01.237	+ 2.116	10:24:20.253				
11	David JAMES		E Morgan Plus 4				
1 -	1:08.182	+ 8.010	10:18:17.212	8 -	1:01.651	+ 1.479	10:25:35.717
2 -	1:03.310	+ 3.138	10:19:20.522	9 -	1:01.642	+ 1.470	10:26:37.359
3 -	1:02.123	+ 1.951	10:20:22.645	10 -	1:00.620	+ 0.448	10:27:37.979
4 -	1:03.355	+ 3.183	10:21:26.000	11 -	1:00.172		10:28:38.151
5 -	1:03.281	+ 3.109	10:22:29.281	12 -	1:01.829	+ 1.657	10:29:39.980
6 -	1:02.904	+ 2.732	10:23:32.185	13 -	1:01.532	+ 1.360	10:30:41.512
7 -	1:01.881	+ 1.709	10:24:34.066				
12	Brian GATESON		C Morgan Plus 8				
1 -	1:09.051	+ 12.506	10:18:09.009	8 -	56.545		10:24:50.973
2 -	58.032	+ 1.487	10:19:07.041	9 -	56.626	+ 0.081	10:25:47.599
3 -	56.840	+ 0.295	10:20:03.881	10 -	1:03.034	+ 6.489	10:26:50.633
4 -	58.289	+ 1.744	10:21:02.170	11 -	59.731	+ 3.186	10:27:50.364
5 -	57.252	+ 0.707	10:21:59.422	12 -	1:00.444	+ 3.899	10:28:50.808
6 -	57.106	+ 0.561	10:22:56.528	13 -	1:02.823	+ 6.278	10:29:53.631
7 -	57.900	+ 1.355	10:23:54.428				
13	Chris ACKLAM		B Morgan Plus 8				
1 -	1:00.748	+ 7.562	10:17:58.930	9 -	53.475	+ 0.289	10:25:12.492
2 -	55.780	+ 2.594	10:18:54.710	10 -	53.735	+ 0.549	10:26:06.227
3 -	53.186		10:19:47.896	11 -	53.990	+ 0.804	10:27:00.217
4 -	53.406	+ 0.220	10:20:41.302	12 -	54.168	+ 0.982	10:27:54.385
5 -	53.308	+ 0.122	10:21:34.610	13 -	53.825	+ 0.639	10:28:48.210
6 -	55.944	+ 2.758	10:22:30.554	14 -	55.344	+ 2.158	10:29:43.554
7 -	54.944	+ 1.758	10:23:25.498	15 -	54.777	+ 1.591	10:30:38.331
8 -	53.519	+ 0.333	10:24:19.017				
14	Tom CLARKE		C Morgan Plus 8				
1 -	1:02.905	+ 7.163	10:18:11.763	8 -	56.343	+ 0.601	10:24:59.353
2 -	59.495	+ 3.753	10:19:11.258	9 -	55.742		10:25:55.095
3 -	56.970	+ 1.228	10:20:08.228	10 -	55.903	+ 0.161	10:26:50.998
4 -	57.124	+ 1.382	10:21:05.352	11 -	59.318	+ 3.576	10:27:50.316
5 -	1:03.942	+ 8.200	10:22:09.294	12 -	56.709	+ 0.967	10:28:47.025
6 -	56.577	+ 0.835	10:23:05.871	13 -	58.356	+ 2.614	10:29:45.381
7 -	57.139	+ 1.397	10:24:03.010	14 -	1:00.845	+ 5.103	10:30:46.226
32	Andy FAULDS		D Morgan Plus 8				
1 -	1:05.633	+ 5.946	10:18:28.484	7 -	1:00.433	+ 0.746	10:25:03.517
2 -	1:34.046	+ 34.359	10:20:02.530	8 -	1:02.970	+ 3.283	10:26:06.487
3 -	59.687		10:21:02.217	9 -	1:00.788	+ 1.101	10:27:07.275
4 -	59.827	+ 0.140	10:22:02.044	10 -	1:01.250	+ 1.563	10:28:08.525
5 -	1:00.222	+ 0.535	10:23:02.266	11 -	1:00.879	+ 1.192	10:29:09.404
6 -	1:00.818	+ 1.131	10:24:03.084	12 -	1:00.309	+ 0.622	10:30:09.713

CAR 72 - TRANSPONDER NOT WORKING - FIX OR YOU WILL BE IGNORED IN THE RACE

Weather / Track : Cloudy / Dry

Peter Morgan Memorial / Power Torque Morgan Challenge
QUALIFYING - RACE 2 - LAP ANALYSIS

42	Peter COLE		R Morgan Roadster				
1 -	1:02.353	+ 1.839	10:18:19.514	8 -	1:00.803	+ 0.289	10:25:33.393
2 -	1:01.905	+ 1.391	10:19:21.419	9 -	1:01.288	+ 0.774	10:26:34.681
3 -	1:02.435	+ 1.921	10:20:23.854	10 -	1:00.788	+ 0.274	10:27:35.469
4 -	1:01.126	+ 0.612	10:21:24.980	11 -	1:00.514		10:28:35.983
5 -	1:02.778	+ 2.264	10:22:27.758	12 -	1:01.362	+ 0.848	10:29:37.345
6 -	1:03.066	+ 2.552	10:23:30.824	13 -	1:02.945	+ 2.431	10:30:40.290
7 -	1:01.766	+ 1.252	10:24:32.590				
47	Peter RAFTER		R Morgan Roadster				
1 -	1:02.914	+ 3.283	10:18:21.234	8 -	59.818	+ 0.187	10:25:35.971
2 -	1:02.095	+ 2.464	10:19:23.329	9 -	1:01.733	+ 2.102	10:26:37.704
3 -	1:01.795	+ 2.164	10:20:25.124	10 -	1:00.648	+ 1.017	10:27:38.352
4 -	1:02.660	+ 3.029	10:21:27.784	11 -	1:00.254	+ 0.623	10:28:38.606
5 -	1:04.423	+ 4.792	10:22:32.207	12 -	59.631		10:29:38.237
6 -	1:02.675	+ 3.044	10:23:34.882	13 -	1:02.116	+ 2.485	10:30:40.353
7 -	1:01.271	+ 1.640	10:24:36.153				
55	Kathleen SHERRY		A Morgan Plus 8				
1 -	1:01.841	+ 3.910	10:18:18.231	5 -	58.817	+ 0.886	10:22:16.748
2 -	1:00.259	+ 2.328	10:19:18.490	6 -	57.931		10:23:14.679
3 -	1:00.207	+ 2.276	10:20:18.697	7 -	1:00.539	+ 2.608	10:24:15.218
4 -	59.234	+ 1.303	10:21:17.931	8 -	1:07.351	+ 9.420	10:25:22.569
56	Steve McDONALD		C Morgan Plus 8				
1 -	1:01.470	+ 6.230	10:18:13.229	8 -	55.576	+ 0.336	10:24:54.023
2 -	56.248	+ 1.008	10:19:09.477	9 -	55.822	+ 0.582	10:25:49.845
3 -	55.240		10:20:04.717	10 -	57.672	+ 2.432	10:26:47.517
4 -	1:06.411	+ 11.171	10:21:11.128	11 -	55.467	+ 0.227	10:27:42.984
5 -	55.910	+ 0.670	10:22:07.038	12 -	56.678	+ 1.438	10:28:39.662
6 -	55.572	+ 0.332	10:23:02.610	13 -	1:13.026	+ 17.786	10:29:52.688
7 -	55.837	+ 0.597	10:23:58.447				
66	Andrew THOMPSON		B Morgan Roadster				
1 -	1:00.594	+ 7.713	10:17:58.450	9 -	52.881		10:25:08.484
2 -	54.338	+ 1.457	10:18:52.788	10 -	53.620	+ 0.739	10:26:02.104
3 -	53.662	+ 0.781	10:19:46.450	11 -	53.272	+ 0.391	10:26:55.376
4 -	53.977	+ 1.096	10:20:40.427	12 -	55.155	+ 2.274	10:27:50.531
5 -	53.602	+ 0.721	10:21:34.029	13 -	53.384	+ 0.503	10:28:43.915
6 -	54.746	+ 1.865	10:22:28.775	14 -	54.574	+ 1.693	10:29:38.489
7 -	53.263	+ 0.382	10:23:22.038	15 -	53.477	+ 0.596	10:30:31.966
8 -	53.565	+ 0.684	10:24:15.603				
69	Phil HOLLINS		A Morgan Plus 8				
1 -	1:01.192	+ 8.895	10:17:59.125	9 -	52.402	+ 0.105	10:25:05.094
2 -	53.775	+ 1.478	10:18:52.900	10 -	56.511	+ 4.214	10:26:01.605
3 -	52.545	+ 0.248	10:19:45.445	11 -	52.515	+ 0.218	10:26:54.120
4 -	53.892	+ 1.595	10:20:39.337	12 -	52.743	+ 0.446	10:27:46.863
5 -	54.047	+ 1.750	10:21:33.384	13 -	52.297		10:28:39.160
6 -	54.144	+ 1.847	10:22:27.528	14 -	53.301	+ 1.004	10:29:32.461
7 -	52.807	+ 0.510	10:23:20.335	15 -	52.515	+ 0.218	10:30:24.976
8 -	52.357	+ 0.060	10:24:12.692				
71	Kelvin LAIDLAW		R Morgan Roadster				
1 -	59.095	+ 3.492	10:18:22.393	8 -	55.782	+ 0.179	10:24:55.812
2 -	56.702	+ 1.099	10:19:19.095	9 -	56.435	+ 0.832	10:25:52.247
3 -	57.301	+ 1.698	10:20:16.396	10 -	57.266	+ 1.663	10:26:49.513
4 -	55.659	+ 0.056	10:21:12.055	11 -	56.077	+ 0.474	10:27:45.590
5 -	56.213	+ 0.610	10:22:08.268	12 -	56.346	+ 0.743	10:28:41.936
6 -	55.603		10:23:03.871	13 -	58.003	+ 2.400	10:29:39.939
7 -	56.159	+ 0.556	10:24:00.030	14 -	57.446	+ 1.843	10:30:37.385

CAR 72 - TRANSPONDER NOT WORKING - FIX OR YOU WILL BE IGNORED IN THE RACE

Weather / Track : Cloudy / Dry

Peter Morgan Memorial / Power Torque Morgan Challenge
QUALIFYING - RACE 2 - LAP ANALYSIS


72	Russell PATERSON		B Morgan Plus 8				
1 -	54.098	+ 0.575	10:19:50.016	7 -	54.582	+ 1.059	10:25:20.124
2 -	55.117	+ 1.594	10:20:45.133	8 -	53.726	+ 0.203	10:26:13.850
3 -	54.375	+ 0.852	10:21:39.508	9 -	53.975	+ 0.452	10:27:07.825
4 -	53.989	+ 0.466	10:22:33.497	10 -	53.891	+ 0.368	10:28:01.716
5 -	58.110	+ 4.587	10:23:31.607	11 -	53.523		10:28:55.239
6 -	53.935	+ 0.412	10:24:25.542	12 -	54.682	+ 1.159	10:29:49.921
73	Andy SMITH		B Morgan Plus 8				
1 -	1:03.826	+ 9.732	10:18:10.532	8 -	54.860	+ 0.766	10:24:48.334
2 -	59.799	+ 5.705	10:19:10.331	9 -	54.438	+ 0.344	10:25:42.772
3 -	56.471	+ 2.377	10:20:06.802	10 -	55.259	+ 1.165	10:26:38.031
4 -	57.480	+ 3.386	10:21:04.282	11 -	55.123	+ 1.029	10:27:33.154
5 -	57.743	+ 3.649	10:22:02.025	12 -	54.511	+ 0.417	10:28:27.665
6 -	54.945	+ 0.851	10:22:56.970	13 -	54.094		10:29:21.759
7 -	56.504	+ 2.410	10:23:53.474	14 -	55.349	+ 1.255	10:30:17.108
75	Andrew POTTER		R Morgan Roadster				
1 -	1:03.256	+ 7.213	10:18:27.011	5 -	59.047	+ 3.004	10:22:24.894
2 -	57.124	+ 1.081	10:19:24.135	6 -	59.401	+ 3.358	10:23:24.295
3 -	1:02.605	+ 6.562	10:20:26.740	7 -	1:20.012	+ 23.969	10:24:44.307
4 -	59.107	+ 3.064	10:21:25.847	8 -	56.043		10:25:40.350
87	Tony LEES		B Morgan Plus 8				
1 -	1:01.699	+ 8.187	10:18:00.377	8 -	53.512		10:24:20.430
2 -	56.573	+ 3.061	10:18:56.950	9 -	54.201	+ 0.689	10:25:14.631
3 -	53.914	+ 0.402	10:19:50.864	10 -	53.696	+ 0.184	10:26:08.327
4 -	53.883	+ 0.371	10:20:44.747	11 -	55.252	+ 1.740	10:27:03.579
5 -	53.799	+ 0.287	10:21:38.546	12 -	53.742	+ 0.230	10:27:57.321
6 -	53.838	+ 0.326	10:22:32.384	13 -	53.664	+ 0.152	10:28:50.985
7 -	54.534	+ 1.022	10:23:26.918	14 -	1:02.139	+ 8.627	10:29:53.124
90	Tony RIVERS		R Morgan Roadster				
1 -	1:10.265	+ 15.878	10:18:32.260	8 -	55.978	+ 1.591	10:25:18.759
2 -	1:06.333	+ 11.946	10:19:38.593	9 -	54.387		10:26:13.146
3 -	58.641	+ 4.254	10:20:37.234	10 -	55.333	+ 0.946	10:27:08.479
4 -	55.897	+ 1.510	10:21:33.131	11 -	54.833	+ 0.446	10:28:03.312
5 -	56.946	+ 2.559	10:22:30.077	12 -	54.780	+ 0.393	10:28:58.092
6 -	57.673	+ 3.286	10:23:27.750	13 -	55.677	+ 1.290	10:29:53.769
7 -	55.031	+ 0.644	10:24:22.781				
99	Matthew WURR		A Morgan Plus 8				
1 -	59.394	+ 6.858	10:17:56.920	8 -	52.872	+ 0.336	10:24:12.040
2 -	54.895	+ 2.359	10:18:51.815	9 -	52.558	+ 0.022	10:25:04.598
3 -	53.352	+ 0.816	10:19:45.167	10 -	56.934	+ 4.398	10:26:01.532
4 -	53.810	+ 1.274	10:20:38.977	11 -	55.268	+ 2.732	10:26:56.800
5 -	53.139	+ 0.603	10:21:32.116	12 -	54.409	+ 1.873	10:27:51.209
6 -	54.516	+ 1.980	10:22:26.632	13 -	54.792	+ 2.256	10:28:46.001
7 -	52.536		10:23:19.168	14 -	58.981	+ 6.445	10:29:44.982

CAR 72 - TRANSPONDER NOT WORKING - FIX OR YOU WILL BE IGNORED IN THE RACE

Weather / Track : Cloudy / Dry

Peter Morgan Memorial / Power Torque Morgan Challenge

RACE 2 - GRID

ROW 10	1:00.172 11 David JAMES	1:00.514 42 Peter COLE
ROW 9	59.631 47 Peter RAFTER	59.687 32 Andy FAULDS
ROW 8	57.931 55 Kathleen SHERRY	59.121 7 Mary LINDSAY
ROW 7	56.043 75 Andrew POTTER	56.545 12 Brian GATESON
ROW 6	55.603 71 Kelvin LAIDLAW	55.742 14 Tom CLARKE
ROW 5	54.388 6 Simon OREBI GANN	55.240 56 Steve McDONALD
ROW 4	54.094 73 Andy SMITH	54.387 90 Tony RIVERS
ROW 3	53.512 87 Tony LEES	53.523 72 Russell PATERSON
ROW 2	52.881 66 Andrew THOMPSON	53.186 13 Chris ACKLAM
ROW 1	52.297 69 Phil HOLLINS	52.536 99 Matthew WURR
Pole		
		

Mallory Park
Circuit Length = 1.3500 miles

These results are provisional until the conclusion of any judicial and technical matters.

Clerk of Course :	Timekeeper :
-------------------	--------------

Monoposto RC Challenge

QUALIFYING - RACE 3 - CLASSIFICATION

POS	NO	CL	NAME	ENTRY	TIME	ON	LAPS	GAP	DIFF	MPH
1	49	F	Amnon NEEDHAM	Dallara	46.567	15	17			104.36
2	7	A	Geoff FERN	JKS	46.758	14	17	0.191	0.191	103.93
3	34	E	Graham READ	Dallara	47.026	7	17	0.459	0.268	103.34
4	3	D	David COX	Ralt	47.122	13	15	0.555	0.096	103.13
5	20	D	Jeremy GOODMAN	Dallara	47.714	6	17	1.147	0.592	101.85
6	50	D	Dave PORTER	Dallara	47.796	14	14	1.229	0.082	101.68
7	6	A	Stuart DIGBY	Jedi	48.069	4	17	1.502	0.273	101.10
8	47	F	Barry SMITH	Van Diemen	48.601	9	16	2.034	0.532	99.99
9	29	D	Lou WATTS	Reynard	49.637	9	17	3.070	1.036	97.91
10	46	A	Tim CAMERON	Jedi	49.857	4	10	3.290	0.220	97.47
11	52	C	Michael DALE	Van Diemen	49.860	5	16	3.293	0.003	97.47
12	15	A	Len TURNER	Jedi	50.002	6	16	3.435	0.142	97.19
13	19	D	Nick CATANZARO	Reynard	50.537	11	16	3.970	0.535	96.16
14	39	D	Paul WINTERBOTTOM	Renault	50.699	8	15	4.132	0.162	95.85
15	79	C	Malcolm SCOTT	Van Diemen	50.940	11	15	4.373	0.241	95.40
16	25	B	Simon DAVEY	Swift	51.033	14	16	4.466	0.093	95.23
17	55	B	Tony COTTON	Van Diemen	51.088	10	16	4.521	0.055	95.12
18	66	B	David PARKINSON	Reynard	51.259	16	16	4.692	0.171	94.81
19	93	C	Bill JANSON	Jamun	51.649	10	16	5.082	0.390	94.09
20	65	B	Richard EVANS	Swift	54.449	11	13	7.882	2.800	89.25
21	73	C	Jonothan BAGGOTT	Van Diemen	54.817	11	14	8.250	0.368	88.65
22	13	A	Brian JONES	Jedi	54.893	6	14	8.326	0.076	88.53
23	57	B	Edward GUEST	Lola	55.130	10	13	8.563	0.237	88.15
24	76	C	Chris HELLIWELL	Swift	56.805	1	14	10.238	1.675	85.55
25	72	B	Henry FRYER	Van Diemen	1:01.816	7	7	15.249	5.011	78.61
26	68	A	Caroline WEBB	Jedi	1:15.764	1	3	29.197	13.948	64.14

CARS 68 & 79 - TRANSPONDERS NOT WORKING - FIX OR YOU WILL BE IGNORED IN THE RACE

Weather / Track : Bright / Dry

These results are provisional until the conclusion of any judicial and technical matters.

Mallory Park
Circuit Length = 1.3500 miles
Start: 10:37 End: 10:54

Clerk of Course :		Timekeeper :
-------------------	--	--------------

Monoposto RC Challenge

QUALIFYING - RACE 3 - LAP ANALYSIS

3	David COX						D	Ralt
1 -	52.682	+ 5.560	10:39:52.062	9 -	49.870	+ 2.748	10:46:24.285	
2 -	49.327	+ 2.205	10:40:41.389	10 -	59.559	+ 12.437	10:47:23.844	
3 -	47.893	+ 0.771	10:41:29.282	11 -	1:45.888	+ 58.766	10:49:09.732	
4 -	47.699	+ 0.577	10:42:16.981	12 -	50.078	+ 2.956	10:49:59.810	
5 -	48.395	+ 1.273	10:43:05.376	13 -	47.122		10:50:46.932	
6 -	48.250	+ 1.128	10:43:53.626	14 -	50.229	+ 3.107	10:51:37.161	
7 -	49.873	+ 2.751	10:44:43.499	15 -	1:02.506	+ 15.384	10:52:39.667	
8 -	50.916	+ 3.794	10:45:34.415					
6	Stuart DIGBY						A	Jedi
1 -	52.952	+ 4.883	10:39:49.231	10 -	49.679	+ 1.610	10:47:14.325	
2 -	50.166	+ 2.097	10:40:39.397	11 -	48.619	+ 0.550	10:48:02.944	
3 -	48.799	+ 0.730	10:41:28.196	12 -	49.340	+ 1.271	10:48:52.284	
4 -	48.069		10:42:16.265	13 -	50.187	+ 2.118	10:49:42.471	
5 -	49.839	+ 1.770	10:43:06.104	14 -	51.858	+ 3.789	10:50:34.329	
6 -	49.679	+ 1.610	10:43:55.783	15 -	51.206	+ 3.137	10:51:25.535	
7 -	48.592	+ 0.523	10:44:44.375	16 -	50.088	+ 2.019	10:52:15.623	
8 -	50.393	+ 2.324	10:45:34.768	17 -	48.187	+ 0.118	10:53:03.810	
9 -	49.878	+ 1.809	10:46:24.646					
7	Geoff FERN						A	JKS
1 -	51.615	+ 4.857	10:39:31.049	10 -	48.155	+ 1.397	10:46:55.599	
2 -	50.975	+ 4.217	10:40:22.024	11 -	48.473	+ 1.715	10:47:44.072	
3 -	49.579	+ 2.821	10:41:11.603	12 -	50.497	+ 3.739	10:48:34.569	
4 -	51.806	+ 5.048	10:42:03.409	13 -	49.219	+ 2.461	10:49:23.788	
5 -	48.261	+ 1.503	10:42:51.670	14 -	46.758		10:50:10.546	
6 -	48.921	+ 2.163	10:43:40.591	15 -	47.044	+ 0.286	10:50:57.590	
7 -	48.999	+ 2.241	10:44:29.590	16 -	47.283	+ 0.525	10:51:44.873	
8 -	49.896	+ 3.138	10:45:19.486	17 -	50.036	+ 3.278	10:52:34.909	
9 -	47.958	+ 1.200	10:46:07.444					
13	Brian JONES						A	Jedi
1 -	1:01.213	+ 6.320	10:40:03.553	8 -	55.549	+ 0.656	10:46:43.077	
2 -	1:02.201	+ 7.308	10:41:05.754	9 -	55.411	+ 0.518	10:47:38.488	
3 -	57.544	+ 2.651	10:42:03.298	10 -	1:01.746	+ 6.853	10:48:40.234	
4 -	56.100	+ 1.207	10:42:59.398	11 -	56.597	+ 1.704	10:49:36.831	
5 -	56.675	+ 1.782	10:43:56.073	12 -	56.726	+ 1.833	10:50:33.557	
6 -	54.893		10:44:50.966	13 -	58.081	+ 3.188	10:51:31.638	
7 -	56.562	+ 1.669	10:45:47.528	14 -	57.872	+ 2.979	10:52:29.510	
15	Len TURNER						A	Jedi
1 -	55.620	+ 5.618	10:39:34.754	9 -	51.307	+ 1.305	10:46:26.952	
2 -	50.738	+ 0.736	10:40:25.492	10 -	51.207	+ 1.205	10:47:18.159	
3 -	51.525	+ 1.523	10:41:17.017	11 -	50.233	+ 0.231	10:48:08.392	
4 -	52.364	+ 2.362	10:42:09.381	12 -	50.929	+ 0.927	10:48:59.321	
5 -	53.976	+ 3.974	10:43:03.357	13 -	52.654	+ 2.652	10:49:51.975	
6 -	50.002		10:43:53.359	14 -	50.617	+ 0.615	10:50:42.592	
7 -	50.663	+ 0.661	10:44:44.022	15 -	53.865	+ 3.863	10:51:36.457	
8 -	51.623	+ 1.621	10:45:35.645	16 -	53.621	+ 3.619	10:52:30.078	
19	Nick CATANZARO						D	Reynard
1 -	53.752	+ 3.215	10:39:33.025	9 -	51.921	+ 1.384	10:46:26.108	
2 -	51.894	+ 1.357	10:40:24.919	10 -	51.068	+ 0.531	10:47:17.176	
3 -	51.591	+ 1.054	10:41:16.510	11 -	50.537		10:48:07.713	
4 -	51.836	+ 1.299	10:42:08.346	12 -	50.917	+ 0.380	10:48:58.630	
5 -	51.670	+ 1.133	10:43:00.016	13 -	52.726	+ 2.189	10:49:51.356	
6 -	52.079	+ 1.542	10:43:52.095	14 -	50.720	+ 0.183	10:50:42.076	
7 -	50.808	+ 0.271	10:44:42.903	15 -	53.835	+ 3.298	10:51:35.911	
8 -	51.284	+ 0.747	10:45:34.187	16 -	53.914	+ 3.377	10:52:29.825	
20	Jeremy GOODMAN						D	Dallara
1 -	50.656	+ 2.942	10:39:22.302	10 -	48.248	+ 0.534	10:46:41.684	

CARS 68 & 79 - TRANSPONDERS NOT WORKING - FIX OR YOU WILL BE IGNORED IN THE RACE

Weather / Track : Bright / Dry

Monoposto RC Challenge

QUALIFYING - RACE 3 - LAP ANALYSIS

2 -	48.815	+ 1.101	10:40:11.117	11 -	51.530	+ 3.816	10:47:33.214
3 -	51.278	+ 3.564	10:41:02.395	12 -	52.479	+ 4.765	10:48:25.693
4 -	48.002	+ 0.288	10:41:50.397	13 -	48.228	+ 0.514	10:49:13.921
5 -	49.440	+ 1.726	10:42:39.837	14 -	48.196	+ 0.482	10:50:02.117
6 -	47.714		10:43:27.551	15 -	47.852	+ 0.138	10:50:49.969
7 -	48.500	+ 0.786	10:44:16.051	16 -	54.168	+ 6.454	10:51:44.137
8 -	47.879	+ 0.165	10:45:03.930	17 -	54.306	+ 6.592	10:52:38.443
9 -	49.506	+ 1.792	10:45:53.436				
25	Simon DAVEY B Swift						
1 -	52.246	+ 1.213	10:39:25.149	9 -	52.040	+ 1.007	10:46:23.224
2 -	51.644	+ 0.611	10:40:16.793	10 -	52.108	+ 1.075	10:47:15.332
3 -	53.595	+ 2.562	10:41:10.388	11 -	51.586	+ 0.553	10:48:06.918
4 -	54.319	+ 3.286	10:42:04.707	12 -	51.348	+ 0.315	10:48:58.266
5 -	51.885	+ 0.852	10:42:56.592	13 -	56.206	+ 5.173	10:49:54.472
6 -	51.369	+ 0.336	10:43:47.961	14 -	51.033		10:50:45.505
7 -	51.869	+ 0.836	10:44:39.830	15 -	55.235	+ 4.202	10:51:40.740
8 -	51.354	+ 0.321	10:45:31.184	16 -	57.841	+ 6.808	10:52:38.581
29	Lou WATTS D Reynard						
1 -	50.928	+ 1.291	10:39:23.102	10 -	50.361	+ 0.724	10:47:00.071
2 -	50.312	+ 0.675	10:40:13.414	11 -	49.854	+ 0.217	10:47:49.925
3 -	52.388	+ 2.751	10:41:05.802	12 -	52.278	+ 2.641	10:48:42.203
4 -	50.666	+ 1.029	10:41:56.468	13 -	51.771	+ 2.134	10:49:33.974
5 -	50.366	+ 0.729	10:42:46.834	14 -	50.799	+ 1.162	10:50:24.773
6 -	50.750	+ 1.113	10:43:37.584	15 -	50.978	+ 1.341	10:51:15.751
7 -	51.729	+ 2.092	10:44:29.313	16 -	50.115	+ 0.478	10:52:05.866
8 -	50.760	+ 1.123	10:45:20.073	17 -	50.754	+ 1.117	10:52:56.620
9 -	49.637		10:46:09.710				
34	Graham READ E Dallara						
1 -	53.706	+ 6.680	10:39:58.453	10 -	50.989	+ 3.963	10:47:17.323
2 -	48.667	+ 1.641	10:40:47.120	11 -	48.203	+ 1.177	10:48:05.526
3 -	49.333	+ 2.307	10:41:36.453	12 -	47.737	+ 0.711	10:48:53.263
4 -	47.735	+ 0.709	10:42:24.188	13 -	48.421	+ 1.395	10:49:41.684
5 -	47.252	+ 0.226	10:43:11.440	14 -	52.410	+ 5.384	10:50:34.094
6 -	48.109	+ 1.083	10:43:59.549	15 -	50.446	+ 3.420	10:51:24.540
7 -	47.026		10:44:46.575	16 -	50.110	+ 3.084	10:52:14.650
8 -	49.337	+ 2.311	10:45:35.912	17 -	47.136	+ 0.110	10:53:01.786
9 -	50.422	+ 3.396	10:46:26.334				
39	Paul WINTERBOTTOM D Renault						
1 -	55.519	+ 4.820	10:40:07.408	9 -	52.182	+ 1.483	10:47:07.279
2 -	55.672	+ 4.973	10:41:03.080	10 -	51.944	+ 1.245	10:47:59.223
3 -	54.106	+ 3.407	10:41:57.186	11 -	52.648	+ 1.949	10:48:51.871
4 -	51.026	+ 0.327	10:42:48.212	12 -	58.421	+ 7.722	10:49:50.292
5 -	51.047	+ 0.348	10:43:39.259	13 -	51.542	+ 0.843	10:50:41.834
6 -	53.723	+ 3.024	10:44:32.982	14 -	53.909	+ 3.210	10:51:35.743
7 -	51.416	+ 0.717	10:45:24.398	15 -	54.142	+ 3.443	10:52:29.885
8 -	50.699		10:46:15.097				
46	Tim CAMERON A Jedi						
1 -	51.475	+ 1.618	10:40:14.308	6 -	51.032	+ 1.175	10:44:34.435
2 -	54.085	+ 4.228	10:41:08.393	7 -	52.197	+ 2.340	10:45:26.632
3 -	54.636	+ 4.779	10:42:03.029	8 -	50.136	+ 0.279	10:46:16.768
4 -	49.857		10:42:52.886	9 -	51.712	+ 1.855	10:47:08.480
5 -	50.517	+ 0.660	10:43:43.403	10 -	53.231	+ 3.374	10:48:01.711
47	Barry SMITH F Van Diemen						
1 -	51.921	+ 3.320	10:39:52.623	9 -	48.601		10:46:28.895
2 -	51.616	+ 3.015	10:40:44.239	10 -	50.619	+ 2.018	10:47:19.514
3 -	50.687	+ 2.086	10:41:34.926	11 -	49.755	+ 1.154	10:48:09.269
4 -	48.952	+ 0.351	10:42:23.878	12 -	50.433	+ 1.832	10:48:59.702
5 -	48.898	+ 0.297	10:43:12.776	13 -	52.446	+ 3.845	10:49:52.148
6 -	48.614	+ 0.013	10:44:01.390	14 -	51.343	+ 2.742	10:50:43.491

CARS 68 & 79 - TRANSPONDERS NOT WORKING - FIX OR YOU WILL BE IGNORED IN THE RACE

Weather / Track : Bright / Dry

Monoposto RC Challenge

QUALIFYING - RACE 3 - LAP ANALYSIS

7 -	49.620	+ 1.019	10:44:51.010	15 -	51.714	+ 3.113	10:51:35.205
8 -	49.284	+ 0.683	10:45:40.294	16 -	54.264	+ 5.663	10:52:29.469
49	Amnon NEEDHAM		F Dallara				
1 -	52.714	+ 6.147	10:39:20.947	10 -	47.518	+ 0.951	10:46:52.137
2 -	50.652	+ 4.085	10:40:11.599	11 -	48.847	+ 2.280	10:47:40.984
3 -	53.864	+ 7.297	10:41:05.463	12 -	49.200	+ 2.633	10:48:30.184
4 -	49.024	+ 2.457	10:41:54.487	13 -	47.771	+ 1.204	10:49:17.955
5 -	50.172	+ 3.605	10:42:44.659	14 -	47.330	+ 0.763	10:50:05.285
6 -	51.818	+ 5.251	10:43:36.477	15 -	46.567		10:50:51.852
7 -	50.537	+ 3.970	10:44:27.014	16 -	50.635	+ 4.068	10:51:42.487
8 -	47.946	+ 1.379	10:45:14.960	17 -	50.711	+ 4.144	10:52:33.198
9 -	49.659	+ 3.092	10:46:04.619				
50	Dave PORTER		D Dallara				
1 -	51.765	+ 3.969	10:39:21.137	8 -	50.062	+ 2.266	10:48:01.844
2 -	48.429	+ 0.633	10:40:09.566	9 -	50.223	+ 2.427	10:48:52.067
3 -	48.404	+ 0.608	10:40:57.970	10 -	47.921	+ 0.125	10:49:39.988
4 -	48.380	+ 0.584	10:41:46.350	11 -	53.961	+ 6.165	10:50:33.949
5 -	50.095	+ 2.299	10:42:36.445	12 -	47.949	+ 0.153	10:51:21.898
6 -	48.396	+ 0.600	10:43:24.841	13 -	49.326	+ 1.530	10:52:11.224
7 -	3:46.941	+ 2:59.145	10:47:11.782	14 -	47.796		10:52:59.020
52	Michael DALE		C Van Diemen				
1 -	55.168	+ 5.308	10:39:51.304	9 -	52.425	+ 2.565	10:46:40.248
2 -	51.292	+ 1.432	10:40:42.596	10 -	53.819	+ 3.959	10:47:34.067
3 -	53.722	+ 3.862	10:41:36.318	11 -	52.595	+ 2.735	10:48:26.662
4 -	50.199	+ 0.339	10:42:26.517	12 -	49.969	+ 0.109	10:49:16.631
5 -	49.860		10:43:16.377	13 -	50.691	+ 0.831	10:50:07.322
6 -	50.181	+ 0.321	10:44:06.558	14 -	50.202	+ 0.342	10:50:57.524
7 -	50.046	+ 0.186	10:44:56.604	15 -	51.260	+ 1.400	10:51:48.784
8 -	51.219	+ 1.359	10:45:47.823	16 -	51.103	+ 1.243	10:52:39.887
55	Tony COTTON		B Van Diemen				
1 -	55.322	+ 4.234	10:39:58.510	9 -	52.254	+ 1.166	10:46:57.967
2 -	52.916	+ 1.828	10:40:51.426	10 -	51.088		10:47:49.055
3 -	51.561	+ 0.473	10:41:42.987	11 -	54.611	+ 3.523	10:48:43.666
4 -	54.599	+ 3.511	10:42:37.586	12 -	53.124	+ 2.036	10:49:36.790
5 -	51.788	+ 0.700	10:43:29.374	13 -	53.290	+ 2.202	10:50:30.080
6 -	52.110	+ 1.022	10:44:21.484	14 -	51.597	+ 0.509	10:51:21.677
7 -	51.719	+ 0.631	10:45:13.203	15 -	54.074	+ 2.986	10:52:15.751
8 -	52.510	+ 1.422	10:46:05.713	16 -	51.422	+ 0.334	10:53:07.173
57	Edward GUEST		B Lola				
1 -	1:00.915	+ 5.785	10:40:04.119	8 -	2:34.881	+ 1:39.751	10:48:30.185
2 -	1:01.056	+ 5.926	10:41:05.175	9 -	57.826	+ 2.696	10:49:28.011
3 -	1:00.982	+ 5.852	10:42:06.157	10 -	55.130		10:50:23.141
4 -	57.320	+ 2.190	10:43:03.477	11 -	55.433	+ 0.303	10:51:18.574
5 -	57.435	+ 2.305	10:44:00.912	12 -	1:00.033	+ 4.903	10:52:18.607
6 -	55.662	+ 0.532	10:44:56.574	13 -	55.635	+ 0.505	10:53:14.242
7 -	58.730	+ 3.600	10:45:55.304				
65	Richard EVANS		B Swift				
1 -	1:10.749	+ 16.300	10:40:32.661	8 -	1:01.969	+ 7.520	10:48:25.608
2 -	1:07.458	+ 13.009	10:41:40.119	9 -	58.166	+ 3.717	10:49:23.774
3 -	1:05.926	+ 11.477	10:42:46.045	10 -	55.551	+ 1.102	10:50:19.325
4 -	1:45.432	+ 50.983	10:44:31.477	11 -	54.449		10:51:13.774
5 -	57.166	+ 2.717	10:45:28.643	12 -	55.074	+ 0.625	10:52:08.848
6 -	57.450	+ 3.001	10:46:26.093	13 -	54.919	+ 0.470	10:53:03.767
7 -	57.546	+ 3.097	10:47:23.639				
66	David PARKINSON		B Reynard				
1 -	56.623	+ 5.364	10:40:01.391	9 -	52.032	+ 0.773	10:47:06.429
2 -	53.566	+ 2.307	10:40:54.957	10 -	53.594	+ 2.335	10:48:00.023

CARS 68 & 79 - TRANSPONDERS NOT WORKING - FIX OR YOU WILL BE IGNORED IN THE RACE

Weather / Track : Bright / Dry

Monoposto RC Challenge

QUALIFYING - RACE 3 - LAP ANALYSIS


3 -	53.286	+ 2.027	10:41:48.243	11 -	53.252	+ 1.993	10:48:53.275
4 -	52.846	+ 1.587	10:42:41.089	12 -	52.844	+ 1.585	10:49:46.119
5 -	53.767	+ 2.508	10:43:34.856	13 -	52.317	+ 1.058	10:50:38.436
6 -	54.344	+ 3.085	10:44:29.200	14 -	53.526	+ 2.267	10:51:31.962
7 -	52.848	+ 1.589	10:45:22.048	15 -	54.000	+ 2.741	10:52:25.962
8 -	52.349	+ 1.090	10:46:14.397	16 -	51.259		10:53:17.221
68	Caroline WEBB			A Jedi			
1 -	1:15.764		10:40:56.491	3 -	2:29.327	+ 1:13.563	10:44:42.135
2 -	1:16.317	+ 0.553	10:42:12.808				
72	Henry FRYER			B Van Diemen			
1 -	1:09.668	+ 7.852	10:40:02.625	5 -	1:09.049	+ 7.233	10:50:40.652
2 -	1:15.224	+ 13.408	10:41:17.849	6 -	1:07.989	+ 6.173	10:51:48.641
3 -	7:11.741	+ 6:09.925	10:48:29.590	7 -	1:01.816		10:52:50.457
4 -	1:02.013	+ 0.197	10:49:31.603				
73	Jonathan BAGGOTT			C Van Diemen			
1 -	58.699	+ 3.882	10:40:09.070	8 -	56.397	+ 1.580	10:46:51.162
2 -	1:02.301	+ 7.484	10:41:11.371	9 -	56.656	+ 1.839	10:47:47.818
3 -	56.806	+ 1.989	10:42:08.177	10 -	57.458	+ 2.641	10:48:45.276
4 -	56.940	+ 2.123	10:43:05.117	11 -	54.817		10:49:40.093
5 -	58.077	+ 3.260	10:44:03.194	12 -	56.310	+ 1.493	10:50:36.403
6 -	55.994	+ 1.177	10:44:59.188	13 -	56.411	+ 1.594	10:51:32.814
7 -	55.577	+ 0.760	10:45:54.765	14 -	1:00.258	+ 5.441	10:52:33.072
76	Chris HELLIWELL			C Swift			
1 -	56.805		10:39:39.281	8 -	57.953	+ 1.148	10:46:38.298
2 -	1:00.302	+ 3.497	10:40:39.583	9 -	1:00.283	+ 3.478	10:47:38.581
3 -	1:01.251	+ 4.446	10:41:40.834	10 -	58.336	+ 1.531	10:48:36.917
4 -	58.866	+ 2.061	10:42:39.700	11 -	56.840	+ 0.035	10:49:33.757
5 -	1:02.499	+ 5.694	10:43:42.199	12 -	59.899	+ 3.094	10:50:33.656
6 -	57.489	+ 0.684	10:44:39.688	13 -	57.347	+ 0.542	10:51:31.003
7 -	1:00.657	+ 3.852	10:45:40.345	14 -	1:01.605	+ 4.800	10:52:32.608
79	Malcolm SCOTT			C Van Diemen			
1 -	55.664	+ 4.724	10:40:03.317	9 -	51.598	+ 0.658	10:47:14.180
2 -	53.837	+ 2.897	10:40:57.154	10 -	52.737	+ 1.797	10:48:06.917
3 -	53.076	+ 2.136	10:41:50.230	11 -	50.940		10:48:57.857
4 -	54.015	+ 3.075	10:42:44.245	12 -	53.363	+ 2.423	10:49:51.220
5 -	55.984	+ 5.044	10:43:40.229	13 -	53.294	+ 2.354	10:50:44.514
6 -	53.897	+ 2.957	10:44:34.126	14 -	53.754	+ 2.814	10:51:38.268
7 -	55.962	+ 5.022	10:45:30.088	15 -	56.493	+ 5.553	10:52:34.761
8 -	52.494	+ 1.554	10:46:22.582				
93	Bill JANSON			C Jamun			
1 -	55.967	+ 4.318	10:39:51.887	9 -	52.536	+ 0.887	10:46:56.970
2 -	55.157	+ 3.508	10:40:47.044	10 -	51.649		10:47:48.619
3 -	53.513	+ 1.864	10:41:40.557	11 -	54.054	+ 2.405	10:48:42.673
4 -	53.300	+ 1.651	10:42:33.857	12 -	53.647	+ 1.998	10:49:36.320
5 -	53.325	+ 1.676	10:43:27.182	13 -	53.300	+ 1.651	10:50:29.620
6 -	52.701	+ 1.052	10:44:19.883	14 -	51.705	+ 0.056	10:51:21.325
7 -	52.352	+ 0.703	10:45:12.235	15 -	53.316	+ 1.667	10:52:14.641
8 -	52.199	+ 0.550	10:46:04.434	16 -	52.370	+ 0.721	10:53:07.011

CARS 68 & 79 - TRANSPONDERS NOT WORKING - FIX OR YOU WILL BE IGNORED IN THE RACE

Weather / Track : Bright / Dry

Monoposto RC Challenge

RACE 3 - GRID

ROW 12	1:01.816 72 Henry FRYER	1:15.764 68 Caroline WEBB
ROW 11	55.130 57 Edward GUEST	56.805 76 Chris HELLIWELL
ROW 10	54.817 73 Jonothan BAGGOTT	54.893 13 Brian JONES
ROW 9	51.649 93 Bill JANSON	54.449 65 Richard EVANS
ROW 8	51.033 25 Simon DAVEY	51.259 66 David PARKINSON
ROW 7	50.699 39 Paul WINTERBOTTOM	50.940 79 Malcolm SCOTT
ROW 6	50.002 15 Len TURNER	50.537 19 Nick CATANZARO
ROW 5	49.857 46 Tim CAMERON	49.860 52 Michael DALE
ROW 4	48.601 47 Barry SMITH	49.637 29 Lou WATTS
ROW 3	47.714 20 Jeremy GOODMAN	48.069 6 Stuart DIGBY
ROW 2	47.026 34 Graham READ	47.122 3 David COX
ROW 1	46.567 49 Amnon NEEDHAM	46.758 7 Geoff FERN
Pole		
		

Reserves will be brought forward in the following order 55, 50

Mallory Park
Circuit Length = 1.3500 miles

These results are provisional until the conclusion of any judicial and technical matters.

Clerk of Course :		Timekeeper :

RAFMSA Challenge

QUALIFYING - RACE 4 - CLASSIFICATION

POS	NO	CL	NAME	ENTRY	TIME	ON	LAPS	GAP	DIFF	MPH
1	4	C	Russell MUNNS	Mallock	49.587	6	17			98.00
2	36	A	Ian FLETCHER	Hornet	51.092	12	14	1.505	1.505	95.12
3	62	B	Paul MARTIN-JONES	Radical	51.738	9	10	2.151	0.646	93.93
4	1	D	Mark WRIGHT	RS1800	53.363	6	9	3.776	1.625	91.07
5	14	D	Ian SWIFT	Westfield	53.798	9	9	4.211	0.435	90.33
6	58	<UN	Simon WING	Peugeot	55.718	13	14	6.131	1.920	87.22
7	49	A	Brian WATSON	Locoblade	55.948	11	15	6.361	0.230	86.86
8	56	<UN	Dan BRIGHAM	Tiger Avon	56.564	8	11	6.977	0.616	85.91
9	76	A	Si FROWEN	Locoblade	56.765	13	15	7.178	0.201	85.61
10	46	<UN	Gareth NUTLEY	Reliant Scimitar	57.951	8	11	8.364	1.186	83.86
11	6	C	Martyn ASTLEY	Lotus Elan	58.352	2	6	8.765	0.401	83.28
12	94	B	Stephen PLATTS	Chamoise	58.499	8	12	8.912	0.147	83.07
13	30	<UN	Paul WATERHOUSE	Peugeot 405	1:00.130	12	14	10.543	1.631	80.82
14	69	D	Darren HOWE	Golf	1:01.636	11	13	12.049	1.506	78.84
15	65	B	Sean GRAHAM	Sultan	1:03.071	8	13	13.484	1.435	77.05
16	11	C	John HOLMES	Metro	1:03.866	8	11	14.279	0.795	76.09
17	16	B	Chris ASTLEY	Metro	1:07.111	12	12	17.524	3.245	72.41

CAR 46 - TRANSPONDER NOT WORKING - FIX OR YOU WILL BE IGNORED IN THE RACE

Weather / Track : Cloudy / Dry

These results are provisional until the conclusion of any judicial and technical matters.

Mallory Park
Circuit Length = 1.3500 miles
Start: 10:59 End: 11:15

Clerk of Course :		Timekeeper :
-------------------	--	--------------

RAFMSA Challenge

QUALIFYING - RACE 4 - LAP ANALYSIS

1	Mark WRIGHT						D	RS1800
1 -	58.504	+ 5.141	11:01:25.534	6 -	53.363		11:08:04.014	
2 -	55.505	+ 2.142	11:02:21.039	7 -	53.566	+ 0.203	11:08:57.580	
3 -	55.221	+ 1.858	11:03:16.260	8 -	55.808	+ 2.445	11:09:53.388	
4 -	56.411	+ 3.048	11:04:12.671	9 -	53.598	+ 0.235	11:10:46.986	
5 -	2:57.980	+ 2:04.617	11:07:10.651					
4	Russell MUNNS						C	Mallock
1 -	52.322	+ 2.735	11:00:57.416	10 -	50.426	+ 0.839	11:08:43.254	
2 -	53.357	+ 3.770	11:01:50.773	11 -	50.137	+ 0.550	11:09:33.391	
3 -	54.846	+ 5.259	11:02:45.619	12 -	51.052	+ 1.465	11:10:24.443	
4 -	51.208	+ 1.621	11:03:36.827	13 -	53.109	+ 3.522	11:11:17.552	
5 -	50.153	+ 0.566	11:04:26.980	14 -	51.382	+ 1.795	11:12:08.934	
6 -	49.587		11:05:16.567	15 -	50.092	+ 0.505	11:12:59.026	
7 -	52.608	+ 3.021	11:06:09.175	16 -	52.697	+ 3.110	11:13:51.723	
8 -	51.313	+ 1.726	11:07:00.488	17 -	51.944	+ 2.357	11:14:43.667	
9 -	52.340	+ 2.753	11:07:52.828					
6	Martyn ASTLEY						C	Lotus Elan
1 -	59.191	+ 0.839	11:01:45.700	4 -	59.378	+ 1.026	11:04:43.466	
2 -	58.352		11:02:44.052	5 -	7:04.536	+ 6:06.184	11:11:48.002	
3 -	1:00.036	+ 1.684	11:03:44.088	6 -	1:09.821	+ 11.469	11:12:57.823	
11	John HOLMES						C	Metro
1 -	1:08.306	+ 4.440	11:01:42.698	7 -	1:03.881	+ 0.015	11:08:17.983	
2 -	1:07.887	+ 4.021	11:02:50.585	8 -	1:03.866		11:09:21.849	
3 -	1:05.979	+ 2.113	11:03:56.564	9 -	1:04.261	+ 0.395	11:10:26.110	
4 -	1:06.927	+ 3.061	11:05:03.491	10 -	1:05.518	+ 1.652	11:11:31.628	
5 -	1:05.566	+ 1.700	11:06:09.057	11 -	1:08.549	+ 4.683	11:12:40.177	
6 -	1:05.045	+ 1.179	11:07:14.102					
14	Ian SWIFT						D	Westfield
1 -	55.981	+ 2.183	11:01:04.927	6 -	54.468	+ 0.670	11:05:39.270	
2 -	55.935	+ 2.137	11:02:00.862	7 -	55.211	+ 1.413	11:06:34.481	
3 -	54.405	+ 0.607	11:02:55.267	8 -	54.284	+ 0.486	11:07:28.765	
4 -	55.022	+ 1.224	11:03:50.289	9 -	53.798		11:08:22.563	
5 -	54.513	+ 0.715	11:04:44.802					
16	Chris ASTLEY						B	Metro
1 -	1:11.984	+ 4.873	11:02:04.561	7 -	1:07.905	+ 0.794	11:09:00.949	
2 -	1:10.623	+ 3.512	11:03:15.184	8 -	1:08.107	+ 0.996	11:10:09.056	
3 -	1:11.133	+ 4.022	11:04:26.317	9 -	1:08.622	+ 1.511	11:11:17.678	
4 -	1:08.983	+ 1.872	11:05:35.300	10 -	1:07.732	+ 0.621	11:12:25.410	
5 -	1:08.722	+ 1.611	11:06:44.022	11 -	1:08.214	+ 1.103	11:13:33.624	
6 -	1:09.022	+ 1.911	11:07:53.044	12 -	1:07.111		11:14:40.735	
30	Paul WATERHOUSE						KNOV	Peugeot 405
1 -	1:02.034	+ 1.904	11:01:27.707	8 -	1:00.393	+ 0.263	11:08:32.460	
2 -	1:00.886	+ 0.756	11:02:28.593	9 -	1:00.213	+ 0.083	11:09:32.673	
3 -	1:00.651	+ 0.521	11:03:29.244	10 -	1:05.978	+ 5.848	11:10:38.651	
4 -	1:00.701	+ 0.571	11:04:29.945	11 -	1:11.559	+ 11.429	11:11:50.210	
5 -	1:00.817	+ 0.687	11:05:30.762	12 -	1:00.130		11:12:50.340	
6 -	1:00.550	+ 0.420	11:06:31.312	13 -	1:03.346	+ 3.216	11:13:53.686	
7 -	1:00.755	+ 0.625	11:07:32.067	14 -	1:00.332	+ 0.202	11:14:54.018	
36	Ian FLETCHER						A	Hornet
1 -	52.786	+ 1.694	11:00:57.172	8 -	52.063	+ 0.971	11:07:12.745	
2 -	53.149	+ 2.057	11:01:50.321	9 -	51.841	+ 0.749	11:08:04.586	
3 -	57.470	+ 6.378	11:02:47.791	10 -	53.532	+ 2.440	11:08:58.118	
4 -	54.707	+ 3.615	11:03:42.498	11 -	54.354	+ 3.262	11:09:52.472	
5 -	53.494	+ 2.402	11:04:35.992	12 -	51.092		11:10:43.564	
6 -	53.019	+ 1.927	11:05:29.011	13 -	53.095	+ 2.003	11:11:36.659	
7 -	51.671	+ 0.579	11:06:20.682	14 -	52.668	+ 1.576	11:12:29.327	

CAR 46 - TRANSPONDER NOT WORKING - FIX OR YOU WILL BE IGNORED IN THE RACE

Weather / Track : Cloudy / Dry

RAFMSA Challenge

QUALIFYING - RACE 4 - LAP ANALYSIS

46	Gareth NUTLEY		KNOV Reliant Scimitar				
1 -	1:04.902	+ 6.951	11:01:39.737	7 -	59.825	+ 1.874	11:07:36.534
2 -	1:01.123	+ 3.172	11:02:40.860	8 -	57.951		11:08:34.485
3 -	59.963	+ 2.012	11:03:40.823	9 -	58.187	+ 0.236	11:09:32.672
4 -	58.799	+ 0.848	11:04:39.622	10 -	59.019	+ 1.068	11:10:31.691
5 -	58.362	+ 0.411	11:05:37.984	11 -	1:24.074	+ 26.123	11:11:55.765
6 -	58.725	+ 0.774	11:06:36.709				
49	Brian WATSON		A Locoblade				
1 -	59.404	+ 3.456	11:01:17.883	9 -	56.834	+ 0.886	11:09:00.616
2 -	58.969	+ 3.021	11:02:16.852	10 -	56.999	+ 1.051	11:09:57.615
3 -	58.418	+ 2.470	11:03:15.270	11 -	55.948		11:10:53.563
4 -	58.296	+ 2.348	11:04:13.566	12 -	59.162	+ 3.214	11:11:52.725
5 -	57.728	+ 1.780	11:05:11.294	13 -	57.397	+ 1.449	11:12:50.122
6 -	57.734	+ 1.786	11:06:09.028	14 -	58.903	+ 2.955	11:13:49.025
7 -	57.360	+ 1.412	11:07:06.388	15 -	57.020	+ 1.072	11:14:46.045
8 -	57.394	+ 1.446	11:08:03.782				
56	Dan BRIGHAM		KNOV Tiger Avon				
1 -	1:03.023	+ 6.459	11:01:47.945	7 -	58.358	+ 1.794	11:07:53.257
2 -	1:03.626	+ 7.062	11:02:51.571	8 -	56.564		11:08:49.821
3 -	1:04.835	+ 8.271	11:03:56.406	9 -	56.840	+ 0.276	11:09:46.661
4 -	1:01.572	+ 5.008	11:04:57.978	10 -	58.987	+ 2.423	11:10:45.648
5 -	58.830	+ 2.266	11:05:56.808	11 -	58.763	+ 2.199	11:11:44.411
6 -	58.091	+ 1.527	11:06:54.899				
58	Simon WING		KNOV Peugeot				
1 -	1:05.566	+ 9.848	11:01:41.928	8 -	56.089	+ 0.371	11:08:30.325
2 -	1:03.009	+ 7.291	11:02:44.937	9 -	56.672	+ 0.954	11:09:26.997
3 -	59.756	+ 4.038	11:03:44.693	10 -	56.322	+ 0.604	11:10:23.319
4 -	58.728	+ 3.010	11:04:43.421	11 -	56.148	+ 0.430	11:11:19.467
5 -	57.233	+ 1.515	11:05:40.654	12 -	58.413	+ 2.695	11:12:17.880
6 -	56.739	+ 1.021	11:06:37.393	13 -	55.718		11:13:13.598
7 -	56.843	+ 1.125	11:07:34.236	14 -	55.729	+ 0.011	11:14:09.327
62	Paul MARTIN-JONES		B Radical				
1 -	1:15.726	+ 23.988	11:02:17.200	6 -	52.259	+ 0.521	11:06:57.336
2 -	1:07.806	+ 16.068	11:03:25.006	7 -	52.145	+ 0.407	11:07:49.481
3 -	53.535	+ 1.797	11:04:18.541	8 -	56.335	+ 4.597	11:08:45.816
4 -	52.701	+ 0.963	11:05:11.242	9 -	51.738		11:09:37.554
5 -	53.835	+ 2.097	11:06:05.077	10 -	52.528	+ 0.790	11:10:30.082
65	Sean GRAHAM		B Sultan				
1 -	1:06.517	+ 3.446	11:01:33.541	8 -	1:03.071		11:09:07.135
2 -	1:05.835	+ 2.764	11:02:39.376	9 -	1:03.482	+ 0.411	11:10:10.617
3 -	1:06.938	+ 3.867	11:03:46.314	10 -	1:06.811	+ 3.740	11:11:17.428
4 -	1:04.119	+ 1.048	11:04:50.433	11 -	1:03.687	+ 0.616	11:12:21.115
5 -	1:04.804	+ 1.733	11:05:55.237	12 -	1:03.779	+ 0.708	11:13:24.894
6 -	1:04.905	+ 1.834	11:07:00.142	13 -	1:03.534	+ 0.463	11:14:28.428
7 -	1:03.922	+ 0.851	11:08:04.064				
69	Darren HOWE		D Golf				
1 -	1:08.555	+ 6.919	11:01:41.621	8 -	1:01.693	+ 0.057	11:09:09.075
2 -	1:06.537	+ 4.901	11:02:48.158	9 -	1:01.769	+ 0.133	11:10:10.844
3 -	1:04.088	+ 2.452	11:03:52.246	10 -	1:02.462	+ 0.826	11:11:13.306
4 -	1:04.253	+ 2.617	11:04:56.499	11 -	1:01.636		11:12:14.942
5 -	1:04.022	+ 2.386	11:06:00.521	12 -	1:01.733	+ 0.097	11:13:16.675
6 -	1:03.760	+ 2.124	11:07:04.281	13 -	1:02.108	+ 0.472	11:14:18.783
7 -	1:03.101	+ 1.465	11:08:07.382				
76	Si FROWEN		A Locoblade				
1 -	1:00.141	+ 3.376	11:01:17.912	9 -	56.822	+ 0.057	11:09:04.406
2 -	1:00.175	+ 3.410	11:02:18.087	10 -	57.502	+ 0.737	11:10:01.908

CAR 46 - TRANSPONDER NOT WORKING - FIX OR YOU WILL BE IGNORED IN THE RACE

Weather / Track : Cloudy / Dry

RAFMSA Challenge

QUALIFYING - RACE 4 - LAP ANALYSIS

3 -	59.396	+ 2.631	11:03:17.483	11 -	56.778	+ 0.013	11:10:58.686
4 -	58.891	+ 2.126	11:04:16.374	12 -	57.311	+ 0.546	11:11:55.997
5 -	58.059	+ 1.294	11:05:14.433	13 -	56.765		11:12:52.762
6 -	57.440	+ 0.675	11:06:11.873	14 -	57.842	+ 1.077	11:13:50.604
7 -	57.807	+ 1.042	11:07:09.680	15 -	56.830	+ 0.065	11:14:47.434
8 -	57.904	+ 1.139	11:08:07.584				
94	Stephen PLATTS			B Chamoise			
1 -	1:04.423	+ 5.924	11:01:57.337	7 -	59.152	+ 0.653	11:07:58.002
2 -	1:00.951	+ 2.452	11:02:58.288	8 -	58.499		11:08:56.501
3 -	59.356	+ 0.857	11:03:57.644	9 -	59.905	+ 1.406	11:09:56.406
4 -	1:02.074	+ 3.575	11:04:59.718	10 -	58.906	+ 0.407	11:10:55.312
5 -	59.748	+ 1.249	11:05:59.466	11 -	1:02.720	+ 4.221	11:11:58.032
6 -	59.384	+ 0.885	11:06:58.850	12 -	1:11.430	+ 12.931	11:13:09.462

CAR 46 - TRANSPONDER NOT WORKING - FIX OR YOU WILL BE IGNORED IN THE RACE

Weather / Track : Cloudy / Dry

RAFMSA Challenge
RACE 4 - GRID

ROW 9	1:07.111 16 Chris ASTLEY		
ROW 8		1:03.071 65 Sean GRAHAM	1:03.866 11 John HOLMES
ROW 7	1:00.130 30 Paul WATERHOUSE		1:01.636 69 Darren HOWE
ROW 6		58.352 6 Martyn ASTLEY	58.499 94 Stephen PLATTS
ROW 5	56.765 76 Si FROWEN		57.951 46 Gareth NUTLEY
ROW 4		55.948 49 Brian WATSON	56.564 56 Dan BRIGHAM
ROW 3	53.798 14 Ian SWIFT		55.718 58 Simon WING
ROW 2		51.738 62 Paul MARTIN-JONES	53.363 1 Mark WRIGHT
ROW 1	49.587 4 Russell MUNNS		51.092 36 Ian FLETCHER

Pole

Mallory Park
 Circuit Length = 1.3500 miles

These results are provisional until the conclusion of any judicial and technical matters.

Clerk of Course :		Timekeeper :
-------------------	--	--------------

Power Torque Morgan Challenge
QUALIFYING - RACE 5 - CLASSIFICATION

POS	NO	CL	NAME	ENTRY	TIME	ON	LAPS	GAP	DIFF	MPH
1	69	A	Phil HOLLINS	Morgan Plus 8	51.877	3	11			93.68
2	99	A	Matthew WURR	Morgan Plus 8	52.096	5	8	0.219	0.219	93.28
3	73	B	Andy SMITH	Morgan Plus 8	52.446	7	15	0.569	0.350	92.66
4	66	B	Andrew THOMPSON	Morgan Roadster	52.556	5	13	0.679	0.110	92.47
5	72	B	Russell PATERSON	Morgan Plus 8	52.631	5	15	0.754	0.075	92.34
6	87	B	Tony LEES	Morgan Plus 8	52.818	7	13	0.941	0.187	92.01
7	75	R	Andrew POTTER	Morgan Roadster	54.879	9	15	3.002	2.061	88.55
8	12	C	Brian GATESON	Morgan Plus 8	55.205	6	14	3.328	0.326	88.03
9	56	C	Steve McDONALD	Morgan Plus 8	55.246	7	14	3.369	0.041	87.96
10	71	R	Kelvin LAIDLAW	Morgan Roadster	55.541	2	15	3.664	0.295	87.50
11	42	R	Peter COLE	Morgan Roadster	56.466	14	14	4.589	0.925	86.06
12	55	A	Kathleen SHERRY	Morgan Plus 8	56.824	5	14	4.947	0.358	85.52
13	47	R	Peter RAFTER	Morgan Roadster	58.482	10	13	6.605	1.658	83.10
14	11	E	David JAMES	Morgan Plus 4	59.271	10	13	7.394	0.789	81.99

Weather / Track : Bright / Dry

These results are provisional until the conclusion of any judicial and technical matters.

Mallory Park
 Circuit Length = 1.3500 miles
 Start: 11:19 End: 11:35

Clerk of Course :		Timekeeper :
-------------------	--	--------------

Power Torque Morgan Challenge

QUALIFYING - RACE 5 - LAP ANALYSIS

6	Simon OREBI GANN		R Morgan Roadster				
11	David JAMES		E Morgan Plus 4				
1 -	1:02.966	+ 3.695	11:22:00.160	8 -	1:01.295	+ 2.024	11:29:06.997
2 -	1:00.822	+ 1.551	11:23:00.982	9 -	1:01.120	+ 1.849	11:30:08.117
3 -	1:00.340	+ 1.069	11:24:01.322	10 -	59.271		11:31:07.388
4 -	1:00.501	+ 1.230	11:25:01.823	11 -	1:00.323	+ 1.052	11:32:07.711
5 -	1:02.402	+ 3.131	11:26:04.225	12 -	1:00.338	+ 1.067	11:33:08.049
6 -	1:00.789	+ 1.518	11:27:05.014	13 -	1:02.860	+ 3.589	11:34:10.909
7 -	1:00.688	+ 1.417	11:28:05.702				
12	Brian GATESON		C Morgan Plus 8				
1 -	1:00.051	+ 4.846	11:21:44.494	8 -	57.828	+ 2.623	11:28:22.423
2 -	57.653	+ 2.448	11:22:42.147	9 -	55.963	+ 0.758	11:29:18.386
3 -	57.721	+ 2.516	11:23:39.868	10 -	1:00.970	+ 5.765	11:30:19.356
4 -	57.368	+ 2.163	11:24:37.236	11 -	56.845	+ 1.640	11:31:16.201
5 -	55.942	+ 0.737	11:25:33.178	12 -	55.780	+ 0.575	11:32:11.981
6 -	55.205		11:26:28.383	13 -	56.690	+ 1.485	11:33:08.671
7 -	56.212	+ 1.007	11:27:24.595	14 -	57.987	+ 2.782	11:34:06.658
42	Peter COLE		R Morgan Roadster				
1 -	1:00.887	+ 4.421	11:21:48.261	8 -	58.039	+ 1.573	11:28:41.731
2 -	58.572	+ 2.106	11:22:46.833	9 -	58.623	+ 2.157	11:29:40.354
3 -	58.421	+ 1.955	11:23:45.254	10 -	57.983	+ 1.517	11:30:38.337
4 -	59.559	+ 3.093	11:24:44.813	11 -	58.375	+ 1.909	11:31:36.712
5 -	58.817	+ 2.351	11:25:43.630	12 -	57.008	+ 0.542	11:32:33.720
6 -	1:00.177	+ 3.711	11:26:43.807	13 -	56.501	+ 0.035	11:33:30.221
7 -	59.885	+ 3.419	11:27:43.692	14 -	56.466		11:34:26.687
47	Peter RAFTER		R Morgan Roadster				
1 -	1:03.098	+ 4.616	11:21:59.735	8 -	59.734	+ 1.252	11:29:07.281
2 -	1:00.414	+ 1.932	11:23:00.149	9 -	1:00.021	+ 1.539	11:30:07.302
3 -	1:00.069	+ 1.587	11:24:00.218	10 -	58.482		11:31:05.784
4 -	1:01.174	+ 2.692	11:25:01.392	11 -	59.710	+ 1.228	11:32:05.494
5 -	1:03.502	+ 5.020	11:26:04.894	12 -	1:00.293	+ 1.811	11:33:05.787
6 -	1:00.803	+ 2.321	11:27:05.697	13 -	59.787	+ 1.305	11:34:05.574
7 -	1:01.850	+ 3.368	11:28:07.547				
55	Kathleen SHERRY		A Morgan Plus 8				
1 -	58.569	+ 1.745	11:21:51.533	8 -	57.508	+ 0.684	11:28:33.458
2 -	57.232	+ 0.408	11:22:48.765	9 -	59.325	+ 2.501	11:29:32.783
3 -	57.724	+ 0.900	11:23:46.489	10 -	58.882	+ 2.058	11:30:31.665
4 -	57.115	+ 0.291	11:24:43.604	11 -	58.064	+ 1.240	11:31:29.729
5 -	56.824		11:25:40.428	12 -	58.186	+ 1.362	11:32:27.915
6 -	56.908	+ 0.084	11:26:37.336	13 -	57.642	+ 0.818	11:33:25.557
7 -	58.614	+ 1.790	11:27:35.950	14 -	57.673	+ 0.849	11:34:23.230
56	Steve McDONALD		C Morgan Plus 8				
1 -	1:01.384	+ 6.138	11:21:47.570	8 -	55.939	+ 0.693	11:28:20.913
2 -	57.720	+ 2.474	11:22:45.290	9 -	56.764	+ 1.518	11:29:17.677
3 -	56.481	+ 1.235	11:23:41.771	10 -	1:00.985	+ 5.739	11:30:18.662
4 -	56.404	+ 1.158	11:24:38.175	11 -	55.734	+ 0.488	11:31:14.396
5 -	56.202	+ 0.956	11:25:34.377	12 -	55.287	+ 0.041	11:32:09.683
6 -	55.351	+ 0.105	11:26:29.728	13 -	58.576	+ 3.330	11:33:08.259
7 -	55.246		11:27:24.974	14 -	56.309	+ 1.063	11:34:04.568
66	Andrew THOMPSON		B Morgan Roadster				
1 -	53.970	+ 1.414	11:21:33.936	8 -	52.655	+ 0.099	11:27:45.588
2 -	53.058	+ 0.502	11:22:26.994	9 -	53.488	+ 0.932	11:28:39.076
3 -	52.940	+ 0.384	11:23:19.934	10 -	53.886	+ 1.330	11:29:32.962
4 -	52.887	+ 0.331	11:24:12.821	11 -	53.532	+ 0.976	11:30:26.494
5 -	52.556		11:25:05.377	12 -	57.218	+ 4.662	11:31:23.712

Mallory Park
Circuit Length = 1.3500 miles
Start: 11:19 End: 11:35

Weather / Track : Bright / Dry

Power Torque Morgan Challenge

QUALIFYING - RACE 5 - LAP ANALYSIS

6 -	54.204	+ 1.648	11:25:59.581	13 -	52.917	+ 0.361	11:32:16.629
7 -	53.352	+ 0.796	11:26:52.933				
69	Phil HOLLINS		A	Morgan Plus 8			
1 -	53.479	+ 1.602	11:21:27.833	7 -	52.523	+ 0.646	11:26:40.944
2 -	52.048	+ 0.171	11:22:19.881	8 -	53.088	+ 1.211	11:27:34.032
3 -	51.877		11:23:11.758	9 -	52.647	+ 0.770	11:28:26.679
4 -	51.935	+ 0.058	11:24:03.693	10 -	1:01.995	+ 10.118	11:29:28.674
5 -	52.449	+ 0.572	11:24:56.142	11 -	52.328	+ 0.451	11:30:21.002
6 -	52.279	+ 0.402	11:25:48.421				
71	Kelvin LAIDLAW		R	Morgan Roadster			
1 -	57.002	+ 1.461	11:21:47.370	9 -	56.993	+ 1.452	11:29:17.332
2 -	55.541		11:22:42.911	10 -	56.524	+ 0.983	11:30:13.856
3 -	55.885	+ 0.344	11:23:38.796	11 -	56.485	+ 0.944	11:31:10.341
4 -	55.970	+ 0.429	11:24:34.766	12 -	56.828	+ 1.287	11:32:07.169
5 -	56.148	+ 0.607	11:25:30.914	13 -	56.698	+ 1.157	11:33:03.867
6 -	56.366	+ 0.825	11:26:27.280	14 -	56.442	+ 0.901	11:34:00.309
7 -	56.758	+ 1.217	11:27:24.038	15 -	56.915	+ 1.374	11:34:57.224
8 -	56.301	+ 0.760	11:28:20.339				
72	Russell PATERSON		B	Morgan Plus 8			
1 -	53.666	+ 1.035	11:21:34.308	9 -	53.519	+ 0.888	11:28:43.264
2 -	53.271	+ 0.640	11:22:27.579	10 -	54.373	+ 1.742	11:29:37.637
3 -	53.106	+ 0.475	11:23:20.685	11 -	54.233	+ 1.602	11:30:31.870
4 -	53.022	+ 0.391	11:24:13.707	12 -	54.001	+ 1.370	11:31:25.871
5 -	52.631		11:25:06.338	13 -	53.645	+ 1.014	11:32:19.516
6 -	55.406	+ 2.775	11:26:01.744	14 -	54.200	+ 1.569	11:33:13.716
7 -	53.478	+ 0.847	11:26:55.222	15 -	55.911	+ 3.280	11:34:09.627
8 -	54.523	+ 1.892	11:27:49.745				
73	Andy SMITH		B	Morgan Plus 8			
1 -	56.529	+ 4.083	11:21:44.840	9 -	53.858	+ 1.412	11:28:54.159
2 -	55.054	+ 2.608	11:22:39.894	10 -	53.438	+ 0.992	11:29:47.597
3 -	53.505	+ 1.059	11:23:33.399	11 -	53.031	+ 0.585	11:30:40.628
4 -	53.735	+ 1.289	11:24:27.134	12 -	54.266	+ 1.820	11:31:34.894
5 -	53.383	+ 0.937	11:25:20.517	13 -	53.178	+ 0.732	11:32:28.072
6 -	53.558	+ 1.112	11:26:14.075	14 -	53.385	+ 0.939	11:33:21.457
7 -	52.446		11:27:06.521	15 -	57.897	+ 5.451	11:34:19.354
8 -	53.780	+ 1.334	11:28:00.301				
75	Andrew POTTER		R	Morgan Roadster			
1 -	58.999	+ 4.120	11:21:49.098	9 -	54.879		11:29:18.951
2 -	58.012	+ 3.133	11:22:47.110	10 -	55.473	+ 0.594	11:30:14.424
3 -	58.257	+ 3.378	11:23:45.367	11 -	56.104	+ 1.225	11:31:10.528
4 -	55.565	+ 0.686	11:24:40.932	12 -	55.774	+ 0.895	11:32:06.302
5 -	55.551	+ 0.672	11:25:36.483	13 -	56.710	+ 1.831	11:33:03.012
6 -	55.364	+ 0.485	11:26:31.847	14 -	55.290	+ 0.411	11:33:58.302
7 -	55.685	+ 0.806	11:27:27.532	15 -	55.811	+ 0.932	11:34:54.113
8 -	56.540	+ 1.661	11:28:24.072				
87	Tony LEES		B	Morgan Plus 8			
1 -	1:00.793	+ 7.975	11:21:44.001	8 -	52.859	+ 0.041	11:28:07.870
2 -	1:00.109	+ 7.291	11:22:44.110	9 -	59.919	+ 7.101	11:29:07.789
3 -	56.754	+ 3.936	11:23:40.864	10 -	56.590	+ 3.772	11:30:04.379
4 -	54.584	+ 1.766	11:24:35.448	11 -	53.023	+ 0.205	11:30:57.402
5 -	53.537	+ 0.719	11:25:28.985	12 -	52.968	+ 0.150	11:31:50.370
6 -	53.208	+ 0.390	11:26:22.193	13 -	52.921	+ 0.103	11:32:43.291
7 -	52.818		11:27:15.011				
99	Matthew WURR		A	Morgan Plus 8			
1 -	54.596	+ 2.500	11:21:32.873	5 -	52.096		11:25:04.043
2 -	53.433	+ 1.337	11:22:26.306	6 -	57.205	+ 5.109	11:26:01.248
3 -	52.876	+ 0.780	11:23:19.182	7 -	52.754	+ 0.658	11:26:54.002

Mallory Park
Circuit Length = 1.3500 miles
Start: 11:19 End: 11:35


Weather / Track : Bright / Dry

Power Torque Morgan Challenge
QUALIFYING - RACE 5 - LAP ANALYSIS

4 -	52.765	+ 0.669	11:24:11.947	8 -	1:03.365	+ 11.269	11:27:57.367
-----	--------	---------	--------------	-----	----------	----------	--------------

Power Torque Morgan Challenge

RACE 5 - GRID

ROW 7	58.482 47 Peter RAFTER	59.271 11 David JAMES
ROW 6	56.466 42 Peter COLE	56.824 55 Kathleen SHERRY
ROW 5	55.246 56 Steve McDONALD	55.541 71 Kelvin LAIDLAW
ROW 4	54.879 75 Andrew POTTER	55.205 12 Brian GATESON
ROW 3	52.631 72 Russell PATERSON	52.818 87 Tony LEES
ROW 2	52.446 73 Andy SMITH	52.556 66 Andrew THOMPSON
ROW 1	51.877 69 Phil HOLLINS	52.096 99 Matthew WURR
Pole		
		

Mallory Park
Circuit Length = 1.3500 miles

These results are provisional until the conclusion of any judicial and technical matters.

Clerk of Course :		Timekeeper :
-------------------	--	--------------

Saloon & Sports Challenge

QUALIFYING - RACE 7 - CLASSIFICATION

POS	NO	CL	NAME	ENTRY	TIME	ON	LAPS	GAP	DIFF	MPH
1	4	B	Russell MUNNS	Mallock	49.706	3	16			97.77
2	25	C	Peter LAWRENCE	Caterham	50.716	6	16	1.010	1.010	95.82
3	9	C	Ian WALE	Caterham	50.780	9	14	1.074	0.064	95.70
4	62	B	Paul MARTIN-JONES	Radical	50.886	5	10	1.180	0.106	95.50
5	36	B	Ian FLETCHER	Hornet	51.044	11	12	1.338	0.158	95.21
6	1	C	Mark WRIGHT	RS1800	53.351	3	6	3.645	2.307	91.09
7	49	B	Brian WATSON	Locoblade	55.328	6	13	5.622	1.977	87.83
8	58	C	Simon WING	Peugeot	55.527	14	15	5.821	0.199	87.52
9	76	B	Si FROWEN	Locoblade	56.296	11	15	6.590	0.769	86.32
10	39	B	Malcolm SELF	Midget	56.749	11	14	7.043	0.453	85.63
11	15	C	Rick JONES	Westfield	57.399	14	14	7.693	0.650	84.66
12	5	C	Andrew GOORD	Locost	58.308	13	14	8.602	0.909	83.34
13	86	B	Guy SHOTTON	Morgan	58.351	2	14	8.645	0.043	83.28
14	94	B	Stephen PLATTS	Chamoise	58.516	3	14	8.810	0.165	83.05
15	32	E	Andy FAULDS	Morgan Plus 8	58.692	2	11	8.986	0.176	82.80
16	46	C	Gareth NUTLEY	Reliant Scimitar	59.466	1	1	9.760	0.774	81.72
17	30	C	Paul WATERHOUSE	Peugeot 405	59.911	2	14	10.205	0.445	81.11
18	69	C	Darren HOWE	Golf	1:00.349	7	14	10.643	0.438	80.53
19	14	F	Phil TAYLOR	Jaguar XJS	1:01.594	13	13	11.888	1.245	78.90
20	11	B	John HOLMES	Metro	1:02.187	13	13	12.481	0.593	78.15

CAR 46 - TRANSPONDER STILL NOT WORKING - FIX OR YOU WILL BE IGNORED IN THE RACE

Weather / Track : Cloudy / Dry

These results are provisional until the conclusion of any judicial and technical matters.

Mallory Park

Circuit Length = 1.3500 miles

Start: 11:39 End: 11:56

Clerk of Course :		Timekeeper :
-------------------	--	--------------

Saloon & Sports Challenge

QUALIFYING - RACE 7 - LAP ANALYSIS

1	Mark WRIGHT		C RS1800				
1 -	54.357	+ 1.006	11:42:24.571	4 -	53.865	+ 0.514	11:45:05.362
2 -	53.575	+ 0.224	11:43:18.146	5 -	54.084	+ 0.733	11:45:59.446
3 -	53.351		11:44:11.497	6 -	53.455	+ 0.104	11:46:52.901
4	Russell MUNNS		B Mallock				
1 -	53.951	+ 4.245	11:42:03.619	9 -	52.503	+ 2.797	11:48:58.931
2 -	51.200	+ 1.494	11:42:54.819	10 -	51.057	+ 1.351	11:49:49.988
3 -	49.706		11:43:44.525	11 -	53.341	+ 3.635	11:50:43.329
4 -	52.147	+ 2.441	11:44:36.672	12 -	53.542	+ 3.836	11:51:36.871
5 -	52.852	+ 3.146	11:45:29.524	13 -	50.271	+ 0.565	11:52:27.142
6 -	50.614	+ 0.908	11:46:20.138	14 -	51.671	+ 1.965	11:53:18.813
7 -	50.227	+ 0.521	11:47:10.365	15 -	52.733	+ 3.027	11:54:11.546
8 -	56.063	+ 6.357	11:48:06.428	16 -	52.029	+ 2.323	11:55:03.575
5	Andrew GOORD		C Locost				
1 -	59.590	+ 1.282	11:42:01.080	8 -	1:01.673	+ 3.365	11:49:08.305
2 -	1:00.353	+ 2.045	11:43:01.433	9 -	1:00.240	+ 1.932	11:50:08.545
3 -	1:01.333	+ 3.025	11:44:02.766	10 -	59.350	+ 1.042	11:51:07.895
4 -	1:00.837	+ 2.529	11:45:03.603	11 -	59.414	+ 1.106	11:52:07.309
5 -	1:00.097	+ 1.789	11:46:03.700	12 -	59.526	+ 1.218	11:53:06.835
6 -	59.250	+ 0.942	11:47:02.950	13 -	58.308		11:54:05.143
7 -	1:03.682	+ 5.374	11:48:06.632	14 -	58.641	+ 0.333	11:55:03.784
9	Ian WALE		C Caterham				
1 -	52.673	+ 1.893	11:41:52.289	8 -	51.731	+ 0.951	11:47:56.476
2 -	51.999	+ 1.219	11:42:44.288	9 -	50.780		11:48:47.256
3 -	52.698	+ 1.918	11:43:36.986	10 -	52.920	+ 2.140	11:49:40.176
4 -	52.599	+ 1.819	11:44:29.585	11 -	51.194	+ 0.414	11:50:31.370
5 -	51.955	+ 1.175	11:45:21.540	12 -	52.132	+ 1.352	11:51:23.502
6 -	50.960	+ 0.180	11:46:12.500	13 -	51.193	+ 0.413	11:52:14.695
7 -	52.245	+ 1.465	11:47:04.745	14 -	51.787	+ 1.007	11:53:06.482
11	John HOLMES		B Metro				
1 -	1:08.968	+ 6.781	11:42:34.376	8 -	1:09.936	+ 7.749	11:50:17.536
2 -	1:06.878	+ 4.691	11:43:41.254	9 -	1:04.512	+ 2.325	11:51:22.048
3 -	1:04.681	+ 2.494	11:44:45.935	10 -	1:05.999	+ 3.812	11:52:28.047
4 -	1:04.708	+ 2.521	11:45:50.643	11 -	1:05.585	+ 3.398	11:53:33.632
5 -	1:05.407	+ 3.220	11:46:56.050	12 -	1:04.780	+ 2.593	11:54:38.412
6 -	1:05.896	+ 3.709	11:48:01.946	13 -	1:02.187		11:55:40.599
7 -	1:05.654	+ 3.467	11:49:07.600				
14	Phil TAYLOR		F Jaguar XJS				
1 -	1:06.521	+ 4.927	11:42:14.249	8 -	1:01.965	+ 0.371	11:49:39.566
2 -	1:06.891	+ 5.297	11:43:21.140	9 -	1:03.692	+ 2.098	11:50:43.258
3 -	1:03.708	+ 2.114	11:44:24.848	10 -	1:01.874	+ 0.280	11:51:45.132
4 -	1:03.769	+ 2.175	11:45:28.617	11 -	1:03.005	+ 1.411	11:52:48.137
5 -	1:02.652	+ 1.058	11:46:31.269	12 -	1:01.950	+ 0.356	11:53:50.087
6 -	1:04.306	+ 2.712	11:47:35.575	13 -	1:01.594		11:54:51.681
7 -	1:02.026	+ 0.432	11:48:37.601				
15	Rick JONES		C Westfield				
1 -	1:02.814	+ 5.415	11:42:33.114	8 -	1:03.419	+ 6.020	11:49:47.249
2 -	1:02.571	+ 5.172	11:43:35.685	9 -	1:00.475	+ 3.076	11:50:47.724
3 -	1:01.874	+ 4.475	11:44:37.559	10 -	58.836	+ 1.437	11:51:46.560
4 -	1:02.442	+ 5.043	11:45:40.001	11 -	1:00.777	+ 3.378	11:52:47.337
5 -	1:02.451	+ 5.052	11:46:42.452	12 -	58.919	+ 1.520	11:53:46.256
6 -	1:00.391	+ 2.992	11:47:42.843	13 -	58.393	+ 0.994	11:54:44.649
7 -	1:00.987	+ 3.588	11:48:43.830	14 -	57.399		11:55:42.048
25	Peter LAWRENCE		C Caterham				
1 -	52.646	+ 1.930	11:41:51.877	9 -	51.797	+ 1.081	11:48:49.532
2 -	52.220	+ 1.504	11:42:44.097	10 -	52.025	+ 1.309	11:49:41.557

CAR 46 - TRANSPONDER STILL NOT WORKING - FIX OR YOU WILL BE IGNORED IN THE RACE

Weather / Track : Cloudy / Dry

Saloon & Sports Challenge

QUALIFYING - RACE 7 - LAP ANALYSIS

3 -	52.142	+ 1.426	11:43:36.239	11 -	52.395	+ 1.679	11:50:33.952
4 -	52.431	+ 1.715	11:44:28.670	12 -	51.063	+ 0.347	11:51:25.015
5 -	52.076	+ 1.360	11:45:20.746	13 -	51.576	+ 0.860	11:52:16.591
6 -	50.716		11:46:11.462	14 -	52.531	+ 1.815	11:53:09.122
7 -	52.471	+ 1.755	11:47:03.933	15 -	53.726	+ 3.010	11:54:02.848
8 -	53.802	+ 3.086	11:47:57.735	16 -	51.972	+ 1.256	11:54:54.820
30	Paul WATERHOUSE			C Peugeot 405			
1 -	1:01.155	+ 1.244	11:42:10.904	8 -	1:00.369	+ 0.458	11:49:12.408
2 -	59.911		11:43:10.815	9 -	1:00.632	+ 0.721	11:50:13.040
3 -	1:00.409	+ 0.498	11:44:11.224	10 -	1:00.584	+ 0.673	11:51:13.624
4 -	1:00.356	+ 0.445	11:45:11.580	11 -	1:01.004	+ 1.093	11:52:14.628
5 -	1:00.286	+ 0.375	11:46:11.866	12 -	1:01.008	+ 1.097	11:53:15.636
6 -	1:00.208	+ 0.297	11:47:12.074	13 -	1:01.108	+ 1.197	11:54:16.744
7 -	59.965	+ 0.054	11:48:12.039	14 -	1:00.817	+ 0.906	11:55:17.561
32	Andy FAULDS			E Morgan Plus 8			
1 -	59.142	+ 0.450	11:42:03.291	7 -	1:08.584	+ 9.892	11:48:11.300
2 -	58.692		11:43:01.983	8 -	1:01.295	+ 2.603	11:49:12.595
3 -	1:00.261	+ 1.569	11:44:02.244	9 -	1:03.783	+ 5.091	11:50:16.378
4 -	59.720	+ 1.028	11:45:01.964	10 -	1:04.383	+ 5.691	11:51:20.761
5 -	1:00.239	+ 1.547	11:46:02.203	11 -	1:01.585	+ 2.893	11:52:22.346
6 -	1:00.513	+ 1.821	11:47:02.716				
36	Ian FLETCHER			B Hornet			
1 -	57.254	+ 6.210	11:42:18.652	7 -	53.888	+ 2.844	11:47:59.539
2 -	52.906	+ 1.862	11:43:11.558	8 -	51.201	+ 0.157	11:48:50.740
3 -	1:04.710	+ 13.666	11:44:16.268	9 -	52.587	+ 1.543	11:49:43.327
4 -	1:04.235	+ 13.191	11:45:20.503	10 -	51.724	+ 0.680	11:50:35.051
5 -	51.920	+ 0.876	11:46:12.423	11 -	51.044		11:51:26.095
6 -	53.228	+ 2.184	11:47:05.651	12 -	51.207	+ 0.163	11:52:17.302
39	Malcolm SELF			B Midget			
1 -	59.677	+ 2.928	11:42:32.040	8 -	57.877	+ 1.128	11:49:17.910
2 -	58.103	+ 1.354	11:43:30.143	9 -	56.791	+ 0.042	11:50:14.701
3 -	58.817	+ 2.068	11:44:28.960	10 -	57.102	+ 0.353	11:51:11.803
4 -	58.393	+ 1.644	11:45:27.353	11 -	56.749		11:52:08.552
5 -	57.694	+ 0.945	11:46:25.047	12 -	57.372	+ 0.623	11:53:05.924
6 -	57.237	+ 0.488	11:47:22.284	13 -	56.764	+ 0.015	11:54:02.688
7 -	57.749	+ 1.000	11:48:20.033	14 -	56.885	+ 0.136	11:54:59.573
46	Gareth NUTLEY			C Reliant Scimitar			
1 -	59.466		11:55:12.035				
49	Brian WATSON			B Locoblade			
1 -	1:00.602	+ 5.274	11:42:19.102	8 -	55.399	+ 0.071	11:48:49.568
2 -	55.670	+ 0.342	11:43:14.772	9 -	56.530	+ 1.202	11:49:46.098
3 -	56.290	+ 0.962	11:44:11.062	10 -	56.144	+ 0.816	11:50:42.242
4 -	55.676	+ 0.348	11:45:06.738	11 -	56.519	+ 1.191	11:51:38.761
5 -	55.620	+ 0.292	11:46:02.358	12 -	55.554	+ 0.226	11:52:34.315
6 -	55.328		11:46:57.686	13 -	56.707	+ 1.379	11:53:31.022
7 -	56.483	+ 1.155	11:47:54.169				
58	Simon WING			C Peugeot			
1 -	58.110	+ 2.583	11:42:11.036	9 -	58.678	+ 3.151	11:49:45.084
2 -	55.744	+ 0.217	11:43:06.780	10 -	56.409	+ 0.882	11:50:41.493
3 -	57.797	+ 2.270	11:44:04.577	11 -	58.299	+ 2.772	11:51:39.792
4 -	57.584	+ 2.057	11:45:02.161	12 -	55.846	+ 0.319	11:52:35.638
5 -	55.603	+ 0.076	11:45:57.764	13 -	55.986	+ 0.459	11:53:31.624
6 -	56.705	+ 1.178	11:46:54.469	14 -	55.527		11:54:27.151
7 -	55.972	+ 0.445	11:47:50.441	15 -	55.700	+ 0.173	11:55:22.851
8 -	55.965	+ 0.438	11:48:46.406				

CAR 46 - TRANSPONDER STILL NOT WORKING - FIX OR YOU WILL BE IGNORED IN THE RACE

Weather / Track : Cloudy / Dry

Saloon & Sports Challenge

QUALIFYING - RACE 7 - LAP ANALYSIS


62	Paul MARTIN-JONES		B Radical				
1 -	55.025	+ 4.139	11:42:16.903	6 -	51.541	+ 0.655	11:46:38.166
2 -	51.267	+ 0.381	11:43:08.170	7 -	54.466	+ 3.580	11:47:32.632
3 -	55.532	+ 4.646	11:44:03.702	8 -	51.413	+ 0.527	11:48:24.045
4 -	52.037	+ 1.151	11:44:55.739	9 -	53.578	+ 2.692	11:49:17.623
5 -	50.886		11:45:46.625	10 -	54.997	+ 4.111	11:50:12.620
69	Darren HOWE		C Golf				
1 -	1:03.309	+ 2.960	11:42:20.846	8 -	1:01.852	+ 1.503	11:49:36.776
2 -	1:02.277	+ 1.928	11:43:23.123	9 -	1:01.385	+ 1.036	11:50:38.161
3 -	1:02.796	+ 2.447	11:44:25.919	10 -	1:01.485	+ 1.136	11:51:39.646
4 -	1:03.897	+ 3.548	11:45:29.816	11 -	1:00.685	+ 0.336	11:52:40.331
5 -	1:02.379	+ 2.030	11:46:32.195	12 -	1:01.072	+ 0.723	11:53:41.403
6 -	1:02.380	+ 2.031	11:47:34.575	13 -	1:01.280	+ 0.931	11:54:42.683
7 -	1:00.349		11:48:34.924	14 -	1:01.479	+ 1.130	11:55:44.162
76	Si FROWEN		B Locoblade				
1 -	58.308	+ 2.012	11:42:09.471	9 -	56.716	+ 0.420	11:49:54.418
2 -	57.854	+ 1.558	11:43:07.325	10 -	56.799	+ 0.503	11:50:51.217
3 -	58.083	+ 1.787	11:44:05.408	11 -	56.296		11:51:47.513
4 -	1:00.304	+ 4.008	11:45:05.712	12 -	56.741	+ 0.445	11:52:44.254
5 -	59.746	+ 3.450	11:46:05.458	13 -	57.134	+ 0.838	11:53:41.388
6 -	57.623	+ 1.327	11:47:03.081	14 -	57.051	+ 0.755	11:54:38.439
7 -	57.799	+ 1.503	11:48:00.880	15 -	56.498	+ 0.202	11:55:34.937
8 -	56.822	+ 0.526	11:48:57.702				
86	Guy SHOTTON		B Morgan				
1 -	1:00.198	+ 1.847	11:42:05.898	8 -	1:01.935	+ 3.584	11:49:08.138
2 -	58.351		11:43:04.249	9 -	1:02.409	+ 4.058	11:50:10.547
3 -	59.392	+ 1.041	11:44:03.641	10 -	1:01.184	+ 2.833	11:51:11.731
4 -	1:01.567	+ 3.216	11:45:05.208	11 -	1:01.797	+ 3.446	11:52:13.528
5 -	1:00.078	+ 1.727	11:46:05.286	12 -	1:01.287	+ 2.936	11:53:14.815
6 -	1:00.308	+ 1.957	11:47:05.594	13 -	1:00.554	+ 2.203	11:54:15.369
7 -	1:00.609	+ 2.258	11:48:06.203	14 -	1:01.596	+ 3.245	11:55:16.965
94	Stephen PLATTS		B Chamoise				
1 -	1:04.377	+ 5.861	11:42:35.920	8 -	59.223	+ 0.707	11:49:30.069
2 -	1:00.170	+ 1.654	11:43:36.090	9 -	59.226	+ 0.710	11:50:29.295
3 -	58.516		11:44:34.606	10 -	58.790	+ 0.274	11:51:28.085
4 -	58.706	+ 0.190	11:45:33.312	11 -	58.824	+ 0.308	11:52:26.909
5 -	59.150	+ 0.634	11:46:32.462	12 -	58.744	+ 0.228	11:53:25.653
6 -	59.666	+ 1.150	11:47:32.128	13 -	58.755	+ 0.239	11:54:24.408
7 -	58.718	+ 0.202	11:48:30.846	14 -	58.603	+ 0.087	11:55:23.011

CAR 46 - TRANSPONDER STILL NOT WORKING - FIX OR YOU WILL BE IGNORED IN THE RACE

Weather / Track : Cloudy / Dry

Saloon & Sports Challenge

RACE 7 - GRID

ROW 10	1:01.594 14 Phil TAYLOR	1:02.187 11 John HOLMES
ROW 9	59.911 30 Paul WATERHOUSE	1:00.349 69 Darren HOWE
ROW 8	58.692 32 Andy FAULDS	59.466 46 Gareth NUTLEY
ROW 7	58.351 86 Guy SHOTTON	58.516 94 Stephen PLATTS
ROW 6	57.399 15 Rick JONES	58.308 5 Andrew GOORD
ROW 5	56.296 76 Si FROWEN	56.749 39 Malcolm SELF
ROW 4	55.328 49 Brian WATSON	55.527 58 Simon WING
ROW 3	51.044 36 Ian FLETCHER	53.351 1 Mark WRIGHT
ROW 2	50.780 9 Ian WALE	50.886 62 Paul MARTIN-JONES
ROW 1	49.706 4 Russell MUNNS	50.716 25 Peter LAWRENCE
Pole		
		

Mallory Park
Circuit Length = 1.3500 miles

These results are provisional until the conclusion of any judicial and technical matters.

Clerk of Course :	Timekeeper :
-------------------	--------------

40 Minute 1 or 2 Driver Challenge

RACE 1 - CLASSIFICATION

POS	NO	CL	NAME	ENTRY	LAPS	TIME	GAP	DIFF	MPH	BEST	ON
1	49	B	Ian WALE	Caterham	45	40:14.519			90.57	50.696	5
2	25	B	Peter LAWRENCE	Caterham	45	40:29.281	14.762	14.762	90.02	51.289	2
3	15	D	JARVIS/WILLIAMS	Peugeot 206	41	40:21.998	4 laps	4 laps	82.27	56.280	13
4	32	E	DORLIN/BYE	Jaguar XJ6	41	40:36.962	4 laps	14.964	81.76	57.212	32
5	31	E	MERRETT/DRAGE	Jaguar XJS	40	40:50.197	5 laps	1 lap	79.33	57.585	34
6	6	B	A WILLIAMSON	Caterham	40	40:50.542	5 laps	0.345	79.32	55.927	27
7	69	D	BEAVIS/MATTHEWS	Lancia	39	41:06.853	6 laps	1 lap	76.83	1:01.067	23
8	5	B	Andrew GOORD	Locost	36	37:53.373	9 laps	3 laps	76.95	58.885	24

NOT CLASSIFIED

DNC	40	D	FILES/FILES	Triumph TR6	1	1:32.549	44 laps	35 laps	52.51	1:32.549	1
-----	----	---	-------------	-------------	---	----------	---------	---------	-------	----------	---

FASTEST LAP

49	B	Ian WALE	Caterham	5	50.696	95.86 mph	154.27 kph
15	D	JARVIS/WILLIAMS	Peugeot 206	13	56.280	86.35 mph	138.97 kph
32	E	DORLIN/BYE	Jaguar XJ6	32	57.212	84.94 mph	136.70 kph

Weather / Track : Cloudy / Dry

These results are provisional until the conclusion of any judicial and technical matters.

Mallory Park
Circuit Length = 1.3500 miles
Start: 13:01 End: 13:42

Clerk of Course :

Timekeeper :

40 Minute 1 or 2 Driver Challenge

RACE 1 - LAP CHART

Lap 1			Lap 2			Lap 3			Lap 4			Lap 5		
No	Behind	Laptime	No	Behind	Laptime	No	Behind	Laptime	No	Behind	Laptime	No	Behind	Laptime
49		56.056	49		51.050	49		51.038	49		50.725	49		50.696
25	0.986	57.042	25	1.225	51.289	25	1.709	51.522	25	2.520	51.536	25	3.707	51.883
32	8.443	1:04.499	32	15.988	58.595	32	23.219	58.269	32	31.159	58.665	32	38.753	58.290
15	8.925	1:04.981	15	16.588	58.713	15	23.880	58.330	15	31.820	58.665	15	39.223	58.099
5	11.192	1:07.248	5	19.747	59.605	5	28.304	59.595	5	37.063	59.484	5	46.109	59.742
31	13.184	1:09.240	31	21.684	59.550	31	29.896	59.250	31	38.455	59.284	31	47.356	59.597
6	13.769	1:09.825	6	23.315	1:00.596	6	32.326	1:00.049	6	41.434	59.833	6	49.742	59.004
69	15.675	1:11.731	69	25.998	1:01.373	69	36.446	1:01.486	69	47.374	1:01.653			
40	36.493	1:32.549												

40 Minute 1 or 2 Driver Challenge

RACE 1 - LAP CHART

Lap 6			Lap 7			Lap 8			Lap 9			Lap 10		
No	Behind	Laptime	No	Behind	Laptime	No	Behind	Laptime	No	Behind	Laptime	No	Behind	Laptime
49		51.735	49		51.573	49		51.549	49		51.380	49		50.868
25	5.050	53.078	5	1 LAP	59.684	32	1 LAP	58.661	25	8.392	53.568	25	9.170	51.646
69	1 LAP	1:02.519	31	1 LAP	1:00.333	15	1 LAP	58.539	32	1 LAP	58.701	32	1 LAP	58.495
32	45.554	58.536	6	1 LAP	58.585	25	6.204	52.675	15	1 LAP	58.652	15	1 LAP	58.425
15	46.135	58.647	25	5.078	51.601	5	1 LAP	1:00.159	5	1 LAP	59.396	5	1 LAP	59.730
			69	1 LAP	1:01.475	31	1 LAP	1:01.045	31	1 LAP	1:00.240	31	1 LAP	59.736
						6	1 LAP	1:00.428	6	1 LAP	1:00.319	6	1 LAP	59.960
						69	1 LAP	1:02.740	69	1 LAP	1:02.714			

40 Minute 1 or 2 Driver Challenge

RACE 1 - LAP CHART

Lap 11			Lap 12			Lap 13			Lap 14			Lap 15		
No	Behind	Laptime	No	Behind	Laptime	No	Behind	Laptime	No	Behind	Laptime	No	Behind	Laptime
49		50.843	49		51.018	49		51.156	49		50.874	49		51.701
69	2 LAPS	1:02.298	25	10.653	51.709	25	10.970	51.473	5	2 LAPS	1:00.359	5	2 LAPS	59.412
25	9.962	51.635	69	2 LAPS	1:01.238	69	2 LAPS	1:01.216	31	2 LAPS	59.419	25	12.602	52.407
32	1 LAP	58.296	32	1 LAP	58.438	15	1 LAP	57.019	6	2 LAPS	59.454	31	2 LAPS	1:00.354
15	1 LAP	58.515	15	1 LAP	58.697	32	1 LAP	58.249	25	11.896	51.800	6	2 LAPS	1:00.319
5	1 LAP	59.424	5	1 LAP	59.745				69	2 LAPS	1:01.439	69	2 LAPS	1:01.641
31	1 LAP	58.686	31	1 LAP	59.240				15	1 LAP	56.280	15	1 LAP	56.599
6	1 LAP	58.646	6	1 LAP	59.230				32	1 LAP	57.729			

40 Minute 1 or 2 Driver Challenge

RACE 1 - LAP CHART

Lap 16			Lap 17			Lap 18			Lap 19			Lap 20		
No	Behind	Laptime	No	Behind	Laptime	No	Behind	Laptime	No	Behind	Laptime	No	Behind	Laptime
49		51.389	49		51.671	49		51.241	49		51.669	49		51.188
32	2 LAPS	58.807	15	2 LAPS	56.991	15	2 LAPS	56.491	15	2 LAPS	57.013	25	15.654	52.241
25	13.597	52.384	32	2 LAPS	57.979	69	3 LAPS	1:01.646	25	14.601	51.928	15	2 LAPS	56.925
5	2 LAPS	59.326	25	13.764	51.838	25	14.342	51.819	69	3 LAPS	1:01.475	69	3 LAPS	1:01.744
31	2 LAPS	58.622	5	2 LAPS	59.689	32	2 LAPS	58.751	32	2 LAPS	59.665			
6	2 LAPS	58.483	31	2 LAPS	1:00.011	5	2 LAPS	1:00.520	31	2 LAPS	59.501			
69	2 LAPS	1:01.733	6	2 LAPS	1:00.131	31	2 LAPS	59.408	6	2 LAPS	59.575			
						6	2 LAPS	59.584						

40 Minute 1 or 2 Driver Challenge

RACE 1 - LAP CHART

Lap 21			Lap 22			Lap 23			Lap 24			Lap 25		
No	Behind	Laptime	No	Behind	Laptime	No	Behind	Laptime	No	Behind	Laptime	No	Behind	Laptime
49		51.326	49		51.307	49		52.084	49		54.835	49		51.653
31	3 LAPS	59.370	31	3 LAPS	1:00.992	69	4 LAPS	1:03.582	6	5 LAPS	2:37.031	69	5 LAPS	1:47.228
6	3 LAPS	1:01.294	25	16.413	51.754	25	16.274	51.945	25	14.592	53.153	6	5 LAPS	58.387
25	15.966	51.638	15	2 LAPS	57.275	32	3 LAPS	57.393	15	3 LAPS	1:42.117	15	3 LAPS	58.089
5	4 LAPS	2:21.240	32	3 LAPS	58.095	5	4 LAPS	59.312	32	3 LAPS	57.564	32	3 LAPS	57.571
15	2 LAPS	57.019	5	4 LAPS	1:00.102				31	4 LAPS	2:19.275	31	4 LAPS	59.219
32	3 LAPS	1:44.487							5	4 LAPS	59.660	5	4 LAPS	59.271
69	3 LAPS	1:01.808												

40 Minute 1 or 2 Driver Challenge

RACE 1 - LAP CHART

Lap 26			Lap 27			Lap 28			Lap 29			Lap 30		
No	Behind	Laptime	No	Behind	Laptime	No	Behind	Laptime	No	Behind	Laptime	No	Behind	Laptime
49		53.220	49		2:09.351	49		51.587	49		51.450	49		51.504
69	5 LAPS	1:02.146	6	4 LAPS	57.281	6	4 LAPS	57.688	31	4 LAPS	58.633	31	4 LAPS	58.059
6	5 LAPS	57.827	69	4 LAPS	1:01.067	69	4 LAPS	1:01.224	5	4 LAPS	1:00.022	5	4 LAPS	59.370
15	3 LAPS	57.870	25	17.993	51.729	25	17.713	51.307	6	4 LAPS	57.492	6	4 LAPS	56.391
25	1 LAP	2:13.879	15	2 LAPS	58.083	15	2 LAPS	57.742	25	17.632	51.369	25	17.747	51.619
32	3 LAPS	57.280	32	2 LAPS	57.553	32	2 LAPS	58.122	69	4 LAPS	1:01.299	69	4 LAPS	1:01.811
31	4 LAPS	59.324	31	3 LAPS	58.629				15	2 LAPS	57.723	15	2 LAPS	57.808
5	4 LAPS	59.236	5	3 LAPS	58.885				32	2 LAPS	57.687			
6	4 LAPS	57.584												

40 Minute 1 or 2 Driver Challenge

RACE 1 - LAP CHART

Lap 31			Lap 32			Lap 33			Lap 34			Lap 35		
No	Behind	Laptime	No	Behind	Laptime	No	Behind	Laptime	No	Behind	Laptime	No	Behind	Laptime
49		51.364	49		51.478	49		51.513	49		51.194	49		51.707
32	3 LAPS	58.129	32	3 LAPS	57.811	15	3 LAPS	57.736	15	3 LAPS	58.023	15	3 LAPS	58.403
31	4 LAPS	58.493	25	19.111	52.196	69	5 LAPS	1:02.575	69	5 LAPS	1:02.289	25	20.272	51.810
25	18.393	52.010	31	4 LAPS	58.630	32	3 LAPS	57.972	25	20.169	51.649	69	5 LAPS	1:02.326
5	4 LAPS	1:00.289	6	4 LAPS	56.787	25	19.714	52.116	32	3 LAPS	57.849	32	3 LAPS	57.212
6	4 LAPS	55.927	5	4 LAPS	59.448	31	4 LAPS	57.787	31	4 LAPS	58.183	31	4 LAPS	57.645
69	4 LAPS	1:02.058				6	4 LAPS	56.522	6	4 LAPS	56.455	6	4 LAPS	56.103
15	2 LAPS	57.230				5	4 LAPS	1:00.356	5	4 LAPS	59.587			

40 Minute 1 or 2 Driver Challenge

RACE 1 - LAP CHART

Lap 36			Lap 37			Lap 38			Lap 39			Lap 40		
No	Behind	Laptime	No	Behind	Laptime	No	Behind	Laptime	No	Behind	Laptime	No	Behind	Laptime
49		51.849	49		53.703	49		52.180	49		52.453	49		53.072
5	5 LAPS	1:00.028	5	5 LAPS	1:01.026	6	5 LAPS	58.262	69	6 LAPS	1:01.267	31	5 LAPS	58.712
25	20.814	52.391	25	19.121	52.010	5	5 LAPS	1:01.294	31	5 LAPS	57.585	6	5 LAPS	59.010
15	3 LAPS	58.058	15	3 LAPS	57.713	25	19.098	52.157	6	5 LAPS	57.435	69	6 LAPS	1:02.749
32	3 LAPS	57.875	32	3 LAPS	58.230	15	3 LAPS	57.857	25	18.946	52.301	25	18.146	52.272
69	5 LAPS	1:02.802	69	5 LAPS	1:01.934	32	3 LAPS	58.236	5	5 LAPS	1:00.317	5	5 LAPS	1:01.560
31	4 LAPS	57.869	31	4 LAPS	58.060				15	3 LAPS	57.931	15	3 LAPS	57.331
6	4 LAPS	57.904							32	3 LAPS	57.657			

40 Minute 1 or 2 Driver Challenge

RACE 1 - LAP CHART

Lap 41			Lap 42			Lap 43			Lap 44			Lap 45		
No	Behind	Laptime	No	Behind	Laptime	No	Behind	Laptime	No	Behind	Laptime	No	Behind	Laptime
49		52.411	49		54.212	49		54.851	49		52.891	49		51.904
32	4 LAPS	57.854	32	4 LAPS	59.044	32	4 LAPS	58.625	15	4 LAPS	58.465	15	4 LAPS	57.076
31	5 LAPS	58.359	25	16.928	52.853	25	14.547	52.470	25	14.279	52.623	25	14.762	52.387
6	5 LAPS	58.196	5	6 LAPS	1:30.026	31	5 LAPS	58.268	32	4 LAPS	58.519	32	4 LAPS	58.071
25	18.287	52.552	31	5 LAPS	58.401	6	5 LAPS	58.385	31	5 LAPS	57.758	31	5 LAPS	58.676
69	6 LAPS	1:01.310	6	5 LAPS	58.188	69	6 LAPS	1:01.439	6	5 LAPS	57.768	6	5 LAPS	58.604
15	3 LAPS	58.183	69	6 LAPS	1:01.266				69	6 LAPS	1:01.395	69	6 LAPS	1:01.733
			15	3 LAPS	59.100									

Peter Morgan Memorial / Power Torque Morgan Challenge

RACE 2 - CLASSIFICATION

POS	NO	CL	NAME	ENTRY	LAPS	TIME	GAP	DIFF	MPH	BEST	ON
1	69	A	Phil HOLLINS	Morgan Plus 8	23	20:23.361			91.37	51.718	10
2	99	A	Matthew WURR	Morgan Plus 8	23	20:33.238	9.877	9.877	90.63	51.735	3
3	87	B	Tony LEES	Morgan Plus 8	23	20:34.560	11.199	1.322	90.54	52.432	5
4	66	B	Andrew THOMPSON	Morgan Roadster	23	20:37.239	13.878	2.679	90.34	52.745	11
5	13	B	Chris ACKLAM	Morgan Plus 8	23	20:46.742	23.381	9.503	89.65	52.953	2
6	72	B	Russell PATERSON	Morgan Plus 8	23	20:47.885	24.524	1.143	89.57	53.261	4
7	6	R	Simon OREBI GANN	Morgan Roadster	23	21:09.559	46.198	21.674	88.04	53.893	6
8	75	R	Andrew POTTER	Morgan Roadster	22	20:29.105	1 lap	1 lap	86.98	54.589	22
9	90	R	Tony RIVERS	Morgan Roadster	22	20:29.532	1 lap	0.427	86.95	54.088	22
10	71	R	Kelvin LAIDLAW	Morgan Roadster	22	20:58.345	1 lap	28.813	84.96	54.997	3
11	14	C	Tom CLARKE	Morgan Plus 8	22	20:59.418	1 lap	1.073	84.89	55.355	22
12	55	A	Kathleen SHERRY	Morgan Plus 8	22	21:08.834	1 lap	9.416	84.26	56.138	9
13	12	C	Brian GATESON	Morgan Plus 8	22	21:13.786	1 lap	4.952	83.93	55.252	22
14	42	R	Peter COLE	Morgan Roadster	21	20:55.566	2 laps	1 lap	81.28	56.663	18
15	47	R	Peter RAFTER	Morgan Roadster	21	21:06.007	2 laps	10.441	80.61	57.596	13
16	7	D	Mary LINDSAY	Morgan Plus 8	21	21:13.513	2 laps	7.506	80.13	58.311	19
17	32	D	Andy FAULDS	Morgan Plus 8	20	20:44.463	3 laps	1 lap	78.10	59.639	2

NOT CLASSIFIED

DNF	73	B	Andy SMITH	Morgan Plus 8	18	16:18.159	5 laps	2 laps	89.43	52.842	18
DNF	11	E	David JAMES	Morgan Plus 4	0						
DNF	56	C	Steve McDONALD	Morgan Plus 8	0						

FASTEST LAP

69	A	Phil HOLLINS	Morgan Plus 8	10	51.718	93.97 mph	151.23 kph
87	B	Tony LEES	Morgan Plus 8	5	52.432	92.69 mph	149.17 kph
6	R	Simon OREBI GANN	Morgan Roadster	6	53.893	90.17 mph	145.12 kph
12	C	Brian GATESON	Morgan Plus 8	22	55.252	87.95 mph	141.55 kph
7	D	Mary LINDSAY	Morgan Plus 8	19	58.311	83.34 mph	134.13 kph
11	E	David JAMES	Morgan Plus 4	0		mph	kph

Weather / Track : Cloudy / Dry

These results are provisional until the conclusion of any judicial and technical matters.

Mallory Park
Circuit Length = 1.3500 miles
Start: 13:54 End: 14:15

Clerk of Course :	Timekeeper :
-------------------	--------------

Peter Morgan Memorial / Power Torque Morgan Challenge

RACE 2 - LAP CHART

Lap 1			Lap 2			Lap 3			Lap 4			Lap 5		
No	Behind	Laptime	No	Behind	Laptime	No	Behind	Laptime	No	Behind	Laptime	No	Behind	Laptime
69		59.180	69		52.120	69		51.816	69		52.028	69		52.154
99	0.136	59.316	99	0.255	52.239	99	0.174	51.735	99	0.371	52.225	99	0.273	52.056
66	1.246	1:00.426	66	1.978	52.852	66	3.022	52.860	66	4.058	53.064	87	5.752	52.432
13	1.717	1:00.897	13	2.550	52.953	13	3.913	53.179	13	5.227	53.342	66	6.407	54.503
87	1.864	1:01.044	87	2.768	53.024	87	4.074	53.122	87	5.474	53.428	13	7.337	54.264
72	2.777	1:01.957	72	4.033	53.376	72	5.487	53.270	72	6.720	53.261	72	7.875	53.309
90	3.233	1:02.413	90	5.801	54.688	90	8.542	54.557	73	11.621	54.861	73	14.076	54.609
73	3.820	1:03.000	73	6.215	54.515	73	8.788	54.389	90	12.808	56.294	90	15.434	54.780
6	5.167	1:04.347	6	8.191	55.144	6	11.616	55.241	6	14.051	54.463	6	16.466	54.569
71	6.910	1:06.090	71	9.997	55.207	71	13.178	54.997	71	16.216	55.066	71	19.746	55.684
14	7.715	1:06.895	14	11.792	56.197	75	15.864	55.394	75	18.919	55.083	75	21.934	55.169
75	8.432	1:07.612	75	12.286	55.974	14	16.969	56.993	14	20.970	56.029	14	24.659	55.843
55	9.719	1:08.899	55	14.553	56.954	55	19.200	56.463	55	24.423	57.251	55	29.944	57.675
12	10.280	1:09.460	12	15.143	56.983	12	19.878	56.551	12	24.891	57.041	12	30.307	57.570
32	11.522	1:10.702	32	19.041	59.639	47	28.371	1:00.769	47	37.589	1:01.246	47	46.266	1:00.831
47	12.112	1:11.292	47	19.418	59.426	32	28.974	1:01.749	32	38.449	1:01.503	32	46.933	1:00.638
7	12.936	1:12.116	7	20.228	59.412	42	30.753	1:01.574	7	39.125	1:00.147	7	47.285	1:00.314
42	13.802	1:12.982	42	20.995	59.313	7	31.006	1:02.594	42	39.994	1:01.269	42	47.741	59.901

Peter Morgan Memorial / Power Torque Morgan Challenge

RACE 2 - LAP CHART

Lap 6			Lap 7			Lap 8			Lap 9			Lap 10		
No	Behind	Laptime	No	Behind	Laptime	No	Behind	Laptime	No	Behind	Laptime	No	Behind	Laptime
69		52.258	69		54.285	69		52.420	69		52.057	69		51.718
99	0.526	52.511	99	0.307	54.066	99	0.248	52.361	99	0.801	52.610	99	0.846	51.763
87	6.383	52.889	7	1 LAP	1:00.041	87	7.541	54.557	87	9.077	53.593	87	10.771	53.412
66	7.262	53.113	47	1 LAP	1:01.555	7	1 LAP	59.181	66	10.933	54.131	66	12.481	53.266
13	8.647	53.568	32	1 LAP	1:01.867	66	8.859	54.798	13	12.379	54.012	13	14.447	53.786
72	9.087	53.470	42	1 LAP	1:01.210	47	1 LAP	1:01.182	72	14.935	55.971	72	17.325	54.108
73	15.533	53.715	87	5.404	53.306	13	10.424	54.879	7	1 LAP	59.505	73	20.354	53.624
90	17.485	54.309	66	6.481	53.504	42	1 LAP	1:00.460	47	1 LAP	1:00.383	7	1 LAP	59.306
6	18.101	53.893	13	7.965	53.603	72	11.021	55.277	73	18.448	54.814	47	1 LAP	59.329
71	23.229	55.741	72	8.164	53.362	32	1 LAP	1:02.070	32	1 LAP	1:01.711	6	26.853	54.608
75	24.796	55.120	73	14.681	53.433	73	15.691	53.430	6	23.963	54.783	32	1 LAP	1:00.853
14	28.257	55.856	6	18.833	55.017	6	21.237	54.824	42	1 LAP	1:05.643	90	31.394	57.960
55	35.004	57.318	90	18.896	55.696	90	22.030	55.554	90	25.152	55.179	42	1 LAP	59.591
12	36.380	58.331	71	24.753	55.809	71	28.486	56.153	75	31.456	54.845	75	35.434	55.696
			75	25.857	55.346	75	28.668	55.231	71	32.573	56.144	71	37.102	56.247
			14	30.390	56.418	14	34.666	56.696	14	38.772	56.163	14	43.432	56.378
			55	38.014	57.295	55	42.574	56.980	55	46.655	56.138	55	51.662	56.725
			12	38.747	56.652	12	43.049	56.722	12	47.412	56.420	12	52.168	56.474

Peter Morgan Memorial / Power Torque Morgan Challenge

RACE 2 - LAP CHART

Lap 11			Lap 12			Lap 13			Lap 14			Lap 15		
No	Behind	Laptime	No	Behind	Laptime	No	Behind	Laptime	No	Behind	Laptime	No	Behind	Laptime
69		52.237	69		52.393	69		52.506	69		53.104	69		52.928
99	1.044	52.435	99	2.455	53.804	99	3.869	53.920	14	1 LAP	58.410	71	1 LAP	57.482
87	12.031	53.497	55	1 LAP	57.854	55	1 LAP	56.678	32	2 LAPS	1:01.378	99	8.202	54.685
66	12.989	52.745	12	1 LAP	57.923	12	1 LAP	59.471	99	6.445	55.680	14	1 LAP	57.750
13	16.501	54.291	87	13.012	53.374	87	14.153	53.647	55	1 LAP	57.036	32	2 LAPS	1:01.590
72	18.600	53.512	66	13.622	53.026	66	14.664	53.548	87	14.403	53.354	87	15.711	54.236
73	21.791	53.674	13	18.092	53.984	13	19.279	53.693	66	14.814	53.254	66	16.175	54.289
6	29.898	55.282	72	19.551	53.344	72	20.333	53.288	12	1 LAP	1:00.584	55	1 LAP	57.646
7	1 LAP	59.667	73	23.148	53.750	73	24.019	53.377	13	20.308	54.133	72	21.391	53.756
47	1 LAP	59.839	6	32.700	55.195	6	34.958	54.764	72	20.563	53.334	13	21.600	54.220
90	34.221	55.064	7	1 LAP	59.844	90	39.760	54.728	73	24.390	53.475	73	24.885	53.423
42	1 LAP	58.459	90	37.538	55.710	7	1 LAP	59.276	6	36.892	55.038	12	1 LAP	59.649
75	39.831	56.634	47	1 LAP	1:00.082	75	46.525	55.883	90	41.534	54.878	6	38.582	54.618
32	1 LAP	1:01.622	75	43.148	55.710	47	1 LAP	59.194	75	48.546	55.125	90	43.361	54.755
71	41.636	56.771	42	1 LAP	58.352	42	1 LAP	56.664	7	1 LAP	1:00.155	75	50.810	55.192
14	47.390	56.195	71	46.175	56.932	71	50.506	56.837	47	1 LAP	57.596			
			32	1 LAP	1:00.727				42	1 LAP	57.446			
			14	51.376	56.379									

Peter Morgan Memorial / Power Torque Morgan Challenge

RACE 2 - LAP CHART

Lap 16			Lap 17			Lap 18			Lap 19			Lap 20		
No	Behind	Laptime	No	Behind	Laptime	No	Behind	Laptime	No	Behind	Laptime	No	Behind	Laptime
69		54.751	69		53.956	69		52.769	69		52.972	69		53.421
7	2 LAPS	1:00.496	42	2 LAPS	57.117	90	1 LAP	54.981	75	1 LAP	55.141	75	1 LAP	55.122
42	2 LAPS	59.273	99	10.241	55.667	42	2 LAPS	57.040	90	1 LAP	54.696	90	1 LAP	54.546
47	2 LAPS	1:00.420	71	1 LAP	58.048	99	12.391	54.919	99	13.628	54.209	99	12.909	52.702
71	1 LAP	59.046	7	2 LAPS	1:01.335	87	14.751	53.911	87	15.105	53.326	87	14.756	53.072
99	8.530	55.079	47	2 LAPS	1:00.314	71	1 LAP	57.455	66	16.192	53.846	66	15.854	53.083
14	1 LAP	56.685	14	1 LAP	56.330	66	15.318	53.890	42	2 LAPS	58.479	42	2 LAPS	56.663
87	14.403	53.443	87	13.609	53.162	47	2 LAPS	59.752	71	1 LAP	57.651	72	23.835	53.582
66	14.761	53.337	66	14.197	53.392	7	2 LAPS	1:00.497	72	23.674	54.870	71	1 LAP	57.680
55	1 LAP	56.820	72	20.972	54.679	14	1 LAP	58.938	13	24.616	55.201	13	24.275	53.080
32	2 LAPS	1:01.818	13	21.192	54.660	72	21.776	53.573	47	2 LAPS	1:00.129	47	2 LAPS	58.253
72	20.249	53.609	73	23.406	54.221	13	22.387	53.964	14	1 LAP	1:00.053	14	1 LAP	57.539
13	20.488	53.639	55	1 LAP	58.853	73	23.479	52.842	7	2 LAPS	1:01.564	7	2 LAPS	59.935
73	23.141	53.007	32	2 LAPS	1:02.241	55	1 LAP	56.546	55	1 LAP	57.385	55	1 LAP	57.107
12	1 LAP	56.800	12	1 LAP	57.483	12	1 LAP	58.281	6	41.837	54.857	6	42.807	54.391
6	38.264	54.433	6	38.403	54.095	32	2 LAPS	1:02.464	12	1 LAP	58.174	12	1 LAP	56.112
75	51.200	55.141	75	52.699	55.455	6	39.952	54.318	32	2 LAPS	1:02.775			
90	53.799	1:05.189												

Peter Morgan Memorial / Power Torque Morgan Challenge
RACE 2 - LAP CHART

Lap 21			Lap 22			Lap 23		
No	Behind	Laptime	No	Behind	Laptime	No	Behind	Laptime
69		54.309	69		53.902	69		54.077
32	3 LAPS	1:04.022	75	1 LAP	54.678	75	1 LAP	54.589
75	1 LAP	54.965	90	1 LAP	54.990	90	1 LAP	54.088
90	1 LAP	54.477	99	10.931	53.401	99	9.877	53.023
99	11.432	52.832	87	12.416	53.092	87	11.199	52.860
87	13.226	52.779	32	3 LAPS	1:02.705	66	13.878	53.951
66	14.487	52.942	66	14.004	53.419	32	3 LAPS	1:02.389
72	23.176	53.650	13	23.567	53.746	13	23.381	53.891
13	23.723	53.757	72	23.866	54.592	72	24.524	54.735
42	2 LAPS	59.267	42	2 LAPS	57.126	42	2 LAPS	57.737
71	1 LAP	57.805	71	1 LAP	57.974	71	1 LAP	57.526
14	1 LAP	56.247	14	1 LAP	56.069	14	1 LAP	55.355
47	2 LAPS	58.737	47	2 LAPS	57.977	47	2 LAPS	57.701
7	2 LAPS	58.311	55	1 LAP	58.145	55	1 LAP	56.488
55	1 LAP	56.578	7	2 LAPS	1:00.580	6	46.198	55.122
6	43.095	54.597	6	45.153	55.960	7	2 LAPS	59.237
12	1 LAP	56.020	12	1 LAP	55.833	12	1 LAP	55.252

Monoposto RC Challenge

RACE 3 - CLASSIFICATION

POS	NO	CL	NAME	ENTRY	LAPS	TIME	GAP	DIFF	MPH	BEST	ON
1	3	D	David COX	Ralt	19	15:14.812			100.93	46.622	8
2	49	F	Amnon NEEDHAM	Dallara	19	15:16.033	1.221	1.221	100.80	46.606	3
3	20	D	Jeremy GOODMAN	Dallara	19	15:40.224	25.412	24.191	98.20	47.847	7
4	47	F	Barry SMITH	Van Diemen	19	15:53.087	38.275	12.863	96.88	48.594	4
5	15	A	Len TURNER	Jedi	18	15:20.239	1 lap	1 lap	95.06	48.866	5
6	29	D	Lou WATTS	Reynard	18	15:21.810	1 lap	1.571	94.89	49.029	17
7	46	A	Tim CAMERON	Jedi	18	15:22.000	1 lap	0.190	94.88	48.062	17
8	52	C	Michael DALE	Van Diemen	18	15:43.299	1 lap	21.299	92.73	50.097	16
9	79	C	Malcolm SCOTT	Van Diemen	18	15:53.921	1 lap	10.622	91.70	51.719	12
10	25	B	Simon DAVEY	Swift	18	15:54.383	1 lap	0.462	91.66	51.124	4
11	66	B	David PARKINSON	Reynard	18	15:55.672	1 lap	1.289	91.53	50.629	4
12	93	C	Bill JANSON	Jamun	17	15:17.518	2 laps	1 lap	90.04	52.116	3
13	73	C	Jonothan BAGGOTT	Van Diemen	17	15:55.312	2 laps	37.794	86.48	53.373	15
14	65	B	Richard EVANS	Swift	17	15:56.081	2 laps	0.769	86.41	53.372	15
15	72	B	Henry FRYER	Van Diemen	16	15:24.961	3 laps	1 lap	84.06	53.661	14
16	57	B	Edward GUEST	Lola	16	15:40.614	3 laps	15.653	82.66	55.687	12
17	13	A	Brian JONES	Jedi	16	15:53.279	3 laps	12.665	81.57	56.769	14

NOT CLASSIFIED

DNF	76	C	Chris HELLIWELL	Swift	13	12:54.333	6 laps	3 laps	81.59	55.040	12
DNF	7	A	Geoff FERN	JKS	1	56.399	18 laps	12 laps	86.17	56.399	1
DNF	6	A	Stuart DIGBY	Jedi	1	1:18.244	18 laps	21.845	62.11	1:18.244	1
DNF	34	E	Graham READ	Dallara	0						
DNF	55	B	Tony COTTON	Van Diemen	0						
DNF	68	A	Caroline WEBB	Jedi	0						
DQ	19	D	Nick CATANZARO	Reynard	0						

FASTEST LAP

49	F	Amnon NEEDHAM	Dallara	3	46.606	104.27 mph	167.81 kph
3	D	David COX	Ralt	8	46.622	104.24 mph	167.76 kph
46	A	Tim CAMERON	Jedi	17	48.062	101.11 mph	162.73 kph
52	C	Michael DALE	Van Diemen	16	50.097	97.01 mph	156.12 kph
66	B	David PARKINSON	Reynard	4	50.629	95.99 mph	154.48 kph
34	E	Graham READ	Dallara	0		mph	kph

Car 19 excluded from results G80 failure to comply with black flag signals

Weather / Track : Cloudy / Dry

These results are provisional until the conclusion of any judicial and technical matters.

Mallory Park
Circuit Length = 1.3500 miles
Start: 14:27 End: 14:43

Clerk of Course :	Timekeeper :
-------------------	--------------

Monoposto RC Challenge

RACE 3 - LAP CHART

Lap 1			Lap 2			Lap 3			Lap 4			Lap 5		
No	Behind	Laptime	No	Behind	Laptime	No	Behind	Laptime	No	Behind	Laptime	No	Behind	Laptime
3		54.228	3		49.480	3		47.495	3		47.314	3		49.085
7	2.171	56.399	49	1.472	48.414	49	0.583	46.606	49	0.475	47.206	72	1 LAP	57.572
49	2.538	56.766	20	2.745	49.475	20	3.418	48.168	20	4.295	48.191	49	1.499	50.109
20	2.750	56.978	47	3.803	50.068	47	5.429	49.121	47	6.709	48.594	76	1 LAP	59.185
47	3.215	57.443	29	10.459	55.302	29	14.149	51.185	15	16.192	49.200	20	4.185	48.975
29	4.637	58.865	79	11.392	55.774	15	14.306	50.237	29	17.017	50.182	13	1 LAP	58.141
79	5.098	59.326	15	11.564	55.140	79	16.111	52.214	19	19.239	49.765	57	1 LAP	57.927
15	5.904	1:00.132	19	12.149	54.142	19	16.788	52.134	79	21.016	52.219	47	6.828	49.204
19	7.487	1:01.715	52	12.627	52.302	52	17.206	52.074	52	21.276	51.384	15	15.973	48.866
52	9.805	1:04.033	25	15.102	52.616	66	19.152	51.145	66	22.467	50.629	29	17.221	49.289
25	11.966	1:06.194	66	15.502	52.440	25	19.589	51.982	25	23.399	51.124	19	20.401	50.247
66	12.542	1:06.770	93	16.570	53.009	93	21.191	52.116	93	26.687	52.810	79	23.815	51.884
93	13.041	1:07.269	65	23.734	58.000	65	30.544	54.305	46	36.881	50.112	52	24.239	52.048
65	15.214	1:09.442	73	25.370	59.190	73	33.468	55.593	65	38.611	55.381	66	25.095	51.713
73	15.660	1:09.888	72	28.989	1:01.078	46	34.083	51.022	73	41.643	55.489	25	25.537	51.223
72	17.391	1:11.619	46	30.556	59.000	72	38.949	57.455				93	30.670	53.068
13	18.465	1:12.693	76	30.999	1:01.425	76	40.490	56.986				46	35.875	48.079
76	19.054	1:13.282	13	32.404	1:03.419	13	43.295	58.386				65	44.726	55.200
46	21.036	1:15.264	57	33.119	1:00.352	57	43.798	58.174						
57	22.247	1:16.475												
6	24.016	1:18.244												

Monoposto RC Challenge

RACE 3 - LAP CHART

Lap 6			Lap 7			Lap 8			Lap 9			Lap 10		
No	Behind	Laptime	No	Behind	Laptime	No	Behind	Laptime	No	Behind	Laptime	No	Behind	Laptime
3		47.421	3		47.769	3		46.622	3		47.089	3		49.244
73	1 LAP	56.318	49	1.270	47.153	49	1.621	46.973	93	1 LAP	53.629	76	2 LAPS	59.354
49	1.886	47.808	65	1 LAP	56.387	20	9.081	48.791	49	1.851	47.319	49	0.618	48.011
20	6.834	50.070	20	6.912	47.847	47	14.549	50.108	20	10.107	48.115	57	2 LAPS	58.943
47	9.657	50.250	73	1 LAP	55.280	65	1 LAP	56.996	47	16.170	48.710	13	2 LAPS	59.672
72	1 LAP	59.168	47	11.063	49.175	73	1 LAP	55.119	65	1 LAP	55.484	93	1 LAP	53.661
76	1 LAP	58.202	15	22.505	52.464	15	26.800	50.917	73	1 LAP	55.349	20	8.739	47.876
13	1 LAP	57.667	29	25.017	52.673	29	29.537	51.142	15	29.566	49.855	47	15.738	48.812
57	1 LAP	57.473	72	1 LAP	1:01.308	19	34.962	53.707	29	33.117	50.669	73	1 LAP	55.123
15	17.810	49.258	76	1 LAP	1:00.025	72	1 LAP	57.616	19	39.327	51.454	65	1 LAP	56.478
29	20.113	50.313	13	1 LAP	59.597	76	1 LAP	57.372	46	45.162	51.537	15	32.071	51.749
19	24.008	51.028	57	1 LAP	59.588	57	1 LAP	57.724	79	45.823	53.965	29	34.030	50.157
79	28.507	52.113	19	27.877	51.638	79	38.947	52.404	52	46.236	54.022	19	41.219	51.136
52	29.104	52.286	79	33.165	52.427	13	1 LAP	58.767	72	1 LAP	57.107	46	45.314	49.396
66	30.119	52.445	52	33.562	52.227	52	39.303	52.363	25	47.058	53.389			
25	30.263	52.147	66	34.296	51.946	66	40.634	52.960	66	47.754	54.209			
93	36.514	53.265	25	34.642	52.148	46	40.714	49.902						
46	36.658	48.204	46	37.434	48.545	25	40.758	52.738						
			93	41.566	52.821									

Monoposto RC Challenge
RACE 3 - LAP CHART

Lap 11			Lap 12			Lap 13			Lap 14			Lap 15		
No	Behind	Laptime	No	Behind	Laptime	No	Behind	Laptime	No	Behind	Laptime	No	Behind	Laptime
3		48.775	3		47.156	3		47.430	3		47.868	3		46.945
79	1 LAP	53.193	49	0.523	46.658	49	0.899	47.806	46	1 LAP	49.881	49	1.424	47.109
49	1.021	49.178	79	1 LAP	52.561	19	1 LAP	52.618	49	1.260	48.229	46	1 LAP	49.273
52	1 LAP	53.978	66	1 LAP	52.449	79	1 LAP	51.719	73	2 LAPS	54.471	19	1 LAP	52.258
66	1 LAP	52.812	52	1 LAP	52.956	52	1 LAP	50.461	19	1 LAP	51.035	73	2 LAPS	55.099
25	1 LAP	53.807	25	1 LAP	52.627	66	1 LAP	51.046	65	2 LAPS	56.243	65	2 LAPS	54.327
72	2 LAPS	56.933	20	12.791	49.437	25	1 LAP	51.262	52	1 LAP	50.440	20	17.100	48.611
76	2 LAPS	56.512	72	2 LAPS	55.852	20	13.447	48.086	20	15.434	49.855	52	1 LAP	50.447
57	2 LAPS	56.268	76	2 LAPS	55.926	47	21.969	51.181	79	1 LAP	53.173	79	1 LAP	51.857
20	10.510	50.546	93	1 LAP	52.794	72	2 LAPS	55.677	66	1 LAP	53.029	25	1 LAP	51.966
93	1 LAP	54.139	57	2 LAPS	56.901	93	1 LAP	53.561	25	1 LAP	52.568	66	1 LAP	52.763
13	2 LAPS	58.929	47	18.218	49.679	76	2 LAPS	56.754	47	23.094	48.993	47	25.323	49.174
47	15.695	48.732	13	2 LAPS	57.054	57	2 LAPS	56.037	93	1 LAP	53.390	93	1 LAP	52.650
15	33.145	49.849	15	35.639	49.650	13	2 LAPS	58.261	72	2 LAPS	54.605	72	2 LAPS	53.724
29	35.868	50.613	29	39.711	50.999	15	38.376	50.167	76	2 LAPS	55.040	57	2 LAPS	59.155
73	1 LAP	55.500	73	1 LAP	54.696	29	42.226	49.945	57	2 LAPS	55.687	15	46.977	51.994
65	1 LAP	55.731	46	46.523	48.921				15	41.928	51.420			
19	43.969	51.525	65	1 LAP	54.844				13	2 LAPS	57.708			
46	44.758	48.219							29	44.333	49.975			

Monoposto RC Challenge
RACE 3 - LAP CHART

Lap 16			Lap 17			Lap 18			Lap 19		
No	Behind	Laptime	No	Behind	Laptime	No	Behind	Laptime	No	Behind	Laptime
3		48.531	3		47.946	3		47.254	3		47.160
29	1 LAP	51.936	15	1 LAP	50.042	72	3 LAPS	54.507	49	1.221	47.285
49	1.012	48.119	49	0.878	47.812	49	1.096	47.472	93	2 LAPS	53.793
76	3 LAPS	1:04.270	29	1 LAP	49.725	15	1 LAP	49.106	15	1 LAP	50.193
46	1 LAP	49.166	46	1 LAP	48.441	29	1 LAP	49.029	29	1 LAP	49.811
13	3 LAPS	59.970	57	3 LAPS	56.498	46	1 LAP	48.062	46	1 LAP	48.976
19	1 LAP	52.764	13	3 LAPS	56.769	57	3 LAPS	56.173	72	3 LAPS	57.079
20	17.104	48.535	19	1 LAP	51.640	20	21.133	48.847	20	25.412	51.439
52	1 LAP	50.634	20	19.540	50.382	19	1 LAP	52.538	57	3 LAPS	57.239
73	2 LAPS	55.368	52	1 LAP	50.097	52	1 LAP	50.814	19	1 LAP	51.574
65	2 LAPS	53.931	73	2 LAPS	53.373	13	3 LAPS	58.268	52	1 LAP	50.733
79	1 LAP	52.018	65	2 LAPS	53.372	73	2 LAPS	54.301	47	38.275	52.222
66	1 LAP	51.353	79	1 LAP	51.752	65	2 LAPS	54.474	13	3 LAPS	57.978
25	1 LAP	52.132	47	28.500	50.277	79	1 LAP	52.152	79	1 LAP	53.170
47	26.169	49.377	25	1 LAP	52.167	47	33.213	51.967	25	1 LAP	52.184
93	1 LAP	52.843	66	1 LAP	52.814	25	1 LAP	52.109	73	2 LAPS	55.155
72	2 LAPS	53.661	93	1 LAP	52.700	66	1 LAP	52.189	66	1 LAP	52.960
									65	2 LAPS	55.486

Monoposto RC Challenge

RACE 6 - GRID

ROW 11	50 Dave PORTER	19 Nick CATANZARO
ROW 10	7 Geoff FERN	68 Caroline WEBB
ROW 9	13 Brian JONES	76 Chris HELLIWELL
ROW 8	72 Henry FRYER	57 Edward GUEST
ROW 7	73 Jonothan BAGGOTT	65 Richard EVANS
ROW 6	66 David PARKINSON	93 Bill JANSON
ROW 5	79 Malcolm SCOTT	25 Simon DAVEY
ROW 4	46 Tim CAMERON	52 Michael DALE
ROW 3	15 Len TURNER	29 Lou WATTS
ROW 2	20 Jeremy GOODMAN	47 Barry SMITH
ROW 1	3 David COX	49 Amnon NEEDHAM

Pole

Mallory Park
Circuit Length = 1.3500 miles

These results are provisional until the conclusion of any judicial and technical matters.

Clerk of Course :

Timekeeper :

RAFMSA Challenge

RACE 4 - CLASSIFICATION

POS	NO	CL	NAME	ENTRY	LAPS	TIME	GAP	DIFF	MPH	BEST	ON
1	4	C	Russell MUNNS	Mallock	18	15:26.418			94.42	49.979	14
2	36	A	Ian FLETCHER	Hornet	18	15:39.761	13.343	13.343	93.08	50.946	8
3	62	B	Paul MARTIN-JONES	Radical	18	15:43.701	17.283	3.940	92.69	51.017	15
4	1	D	Mark WRIGHT	RS1800	18	16:10.949	44.531	27.248	90.09	53.200	16
5	14	D	Ian SWIFT	Westfield	17	15:41.193	1 lap	1 lap	87.78	54.065	4
6	76	A	Si FROWEN	Locoblade	17	16:07.362	1 lap	26.169	85.40	55.699	15
7	56	E	Dan BRIGHAM	Tiger Avon	17	16:08.126	1 lap	0.764	85.33	55.452	12
8	58	E	Simon WING	Peugeot	17	16:10.578	1 lap	2.452	85.12	55.604	5
9	6	C	Martyn ASTLEY	Lotus Elan	16	15:31.123	2 laps	1 lap	83.51	55.365	3
10	94	B	Stephen PLATTS	Chamois	16	15:56.447	2 laps	25.324	81.30	58.497	7
11	30	E	Paul WATERHOUSE	Peugeot 405	16	16:18.179	2 laps	21.732	79.49	1:00.153	15
12	69	D	Darren HOWE	Golf	16	16:22.514	2 laps	4.335	79.14	1:00.307	14
13	11	C	John HOLMES	Metro	15	15:36.356	3 laps	1 lap	77.85	1:00.764	9
14	16	B	Chris ASTLEY	Metro	14	16:04.669	4 laps	1 lap	70.53	1:03.973	12

NOT CLASSIFIED

<i>DNF</i>	65	B	Sean GRAHAM	Sultan	14	14:56.362	4 laps		75.90	1:02.600	7
<i>DNF</i>	46	E	Gareth NUTLEY	Reliant Scimitar	11	10:54.146	7 laps	3 laps	81.72	56.745	3

FASTEST LAP

4	C	Russell MUNNS	Mallock	14	49.979	97.24 mph	156.49 kph
36	A	Ian FLETCHER	Hornet	8	50.946	95.39 mph	153.52 kph
62	B	Paul MARTIN-JONES	Radical	15	51.017	95.26 mph	153.30 kph
1	D	Mark WRIGHT	RS1800	16	53.200	91.35 mph	147.01 kph
56	E	Dan BRIGHAM	Tiger Avon	12	55.452	87.64 mph	141.04 kph

Weather / Track : Cloudy / Dry

These results are provisional until the conclusion of any judicial and technical matters.

Mallory Park
Circuit Length = 1.3500 miles
Start: 15:12 End: 15:28

Clerk of Course :	Timekeeper :
-------------------	--------------

RAFMSA Challenge
RACE 4 - LAP CHART

Lap 1			Lap 2			Lap 3			Lap 4			Lap 5		
No	Behind	Laptime	No	Behind	Laptime	No	Behind	Laptime	No	Behind	Laptime	No	Behind	Laptime
4		56.470	4		50.796	4		50.466	4		50.469	4		50.809
36	1.477	57.947	36	1.966	51.285	36	3.189	51.689	36	4.254	51.534	65	1 LAP	1:03.407
62	1.784	58.254	62	3.810	52.822	62	5.241	51.897	62	6.023	51.251	36	5.019	51.574
1	3.083	59.553	1	5.580	53.293	1	8.387	53.273	16	1 LAP	1:09.066	62	6.917	51.703
14	3.943	1:00.413	14	7.683	54.536	14	11.831	54.614	1	11.448	53.530	1	14.526	53.887
76	5.915	1:02.385	76	11.398	56.279	6	17.351	55.365	14	15.427	54.065	14	19.668	55.050
58	6.592	1:03.062	6	12.452	56.133	76	18.245	57.313	6	23.254	56.372	16	1 LAP	1:06.772
6	7.115	1:03.585	56	13.101	56.137	56	19.159	56.524	76	24.182	56.406	6	28.245	55.800
56	7.760	1:04.230	58	13.383	57.587	58	19.729	56.812	58	25.309	56.049	76	29.299	55.926
46	8.241	1:04.711	46	14.213	56.768	46	20.492	56.745	56	26.003	57.313	58	30.104	55.604
94	10.394	1:06.864	94	18.359	58.761	94	27.185	59.292	46	27.147	57.124	56	31.045	55.851
30	11.881	1:08.351	30	21.480	1:00.395	30	31.686	1:00.672	94	36.143	59.427	46	33.304	56.966
69	12.886	1:09.356	69	22.762	1:00.672	69	32.995	1:00.699	30	42.292	1:01.075	94	44.234	58.900
65	14.772	1:11.242	11	25.968	1:01.870	11	37.223	1:01.721	69	43.453	1:00.927			
11	14.894	1:11.364	65	27.682	1:03.706	65	40.122	1:02.906	11	47.951	1:01.197			
16	21.216	1:17.686	16	38.053	1:07.633									

RAFMSA Challenge
RACE 4 - LAP CHART

Lap 6			Lap 7			Lap 8			Lap 9			Lap 10		
No	Behind	Laptime	No	Behind	Laptime	No	Behind	Laptime	No	Behind	Laptime	No	Behind	Laptime
4		51.978	4		51.237	4		50.232	4		51.431	4		51.752
30	1 LAP	1:00.659	94	1 LAP	59.292	16	2 LAPS	1:06.021	46	1 LAP	59.357	56	1 LAP	57.770
69	1 LAP	1:01.324	62	7.692	52.324	94	1 LAP	58.497	62	8.796	51.380	62	8.979	51.935
36	6.497	53.456	36	8.784	53.524	62	8.847	51.387	36	9.467	51.400	36	9.572	51.857
62	6.605	51.666	30	1 LAP	1:00.961	36	9.498	50.946	16	2 LAPS	1:05.610	46	1 LAP	59.439
11	1 LAP	1:01.677	69	1 LAP	1:01.348	30	1 LAP	1:00.304	94	1 LAP	59.116	94	1 LAP	58.958
65	1 LAP	1:03.395	11	1 LAP	1:01.101	1	22.228	53.736	1	24.625	53.828	1	26.310	53.437
1	16.172	53.624	1	18.724	53.789	69	1 LAP	1:00.538	30	1 LAP	1:01.097	16	2 LAPS	1:08.354
14	22.455	54.765	65	1 LAP	1:02.947	11	1 LAP	1:01.287	69	1 LAP	1:00.745	14	37.371	54.550
6	32.651	56.384	14	25.657	54.439	14	30.910	55.485	14	34.573	55.094	30	1 LAP	1:00.701
76	33.476	56.155	6	38.475	57.061	65	1 LAP	1:02.600	11	1 LAP	1:01.810	69	1 LAP	1:00.784
58	34.268	56.142	76	38.707	56.468	6	45.359	57.116	65	1 LAP	1:03.360	11	1 LAP	1:00.764
56	35.326	56.259	58	38.962	55.931	76	45.591	57.116	76	51.126	56.966			
16	1 LAP	1:06.381	56	39.809	55.720	58	46.036	57.306	6	51.464	57.536			
46	38.892	57.566	46	45.360	57.705	56	46.295	56.718	58	51.655	57.050			

RAFMSA Challenge
RACE 4 - LAP CHART

Lap 11			Lap 12			Lap 13			Lap 14			Lap 15		
No	Behind	Laptime	No	Behind	Laptime	No	Behind	Laptime	No	Behind	Laptime	No	Behind	Laptime
4		52.115	4		50.325	4		53.470	4		49.979	4		51.606
76	1 LAP	57.974	11	2 LAPS	1:01.610	30	2 LAPS	1:01.067	62	10.937	52.279	14	1 LAP	55.621
6	1 LAP	57.860	62	10.580	52.819	69	2 LAPS	1:01.264	36	12.257	52.105	94	2 LAPS	59.192
58	1 LAP	57.876	36	12.171	53.606	16	3 LAPS	1:06.963	30	2 LAPS	1:00.990	62	10.348	51.017
56	1 LAP	57.145	58	1 LAP	56.882	62	8.637	51.527	69	2 LAPS	1:01.066	36	11.820	51.169
62	8.086	51.222	76	1 LAP	57.618	36	10.131	51.430	58	1 LAP	55.737	30	2 LAPS	1:00.501
36	8.890	51.433	56	1 LAP	58.159	58	1 LAP	56.371	76	1 LAP	56.022	58	1 LAP	56.738
65	2 LAPS	1:03.949	6	1 LAP	59.029	76	1 LAP	56.444	56	1 LAP	56.654	76	1 LAP	56.580
46	1 LAP	57.967	65	2 LAPS	1:03.049	11	2 LAPS	1:02.744	16	3 LAPS	1:07.049	56	1 LAP	56.259
1	28.748	54.553	1	32.024	53.601	56	1 LAP	55.452	6	1 LAP	59.514	69	2 LAPS	1:00.996
94	1 LAP	1:00.104	46	1 LAP	1:09.798	6	1 LAP	57.325	11	2 LAPS	1:02.440	6	1 LAP	59.901
14	40.222	54.966	94	1 LAP	59.592	1	32.008	53.454	1	35.270	53.241	1	36.997	53.333
16	2 LAPS	1:05.180	14	45.001	55.104	65	2 LAPS	1:03.723	65	2 LAPS	1:03.481	16	3 LAPS	1:03.973
30	1 LAP	1:00.282				14	46.457	54.926				11	2 LAPS	1:02.253
69	1 LAP	1:00.881				94	1 LAP	59.556						

RAFMSA Challenge
RACE 4 - LAP CHART

Lap 16			Lap 17			Lap 18		
No	Behind	Laptime	No	Behind	Laptime	No	Behind	Laptime
4		50.916	4		50.941	4		51.426
14	1 LAP	56.702	16	4 LAPS	1:05.044	6	2 LAPS	1:00.508
65	3 LAPS	1:03.377	14	1 LAP	55.385	11	3 LAPS	1:01.994
62	11.227	51.795	62	12.941	52.655	36	13.343	51.644
36	12.752	51.848	36	13.125	51.314	14	1 LAP	55.478
94	2 LAPS	1:00.243	65	3 LAPS	1:05.220	62	17.283	55.768
76	1 LAP	55.699	94	2 LAPS	58.897	94	2 LAPS	59.756
58	1 LAP	57.105	76	1 LAP	56.109	16	4 LAPS	1:28.937
56	1 LAP	56.703	56	1 LAP	55.581	76	1 LAP	55.902
30	2 LAPS	1:00.353	58	1 LAP	56.949	56	1 LAP	55.651
69	2 LAPS	1:00.307	1	42.225	53.885	58	1 LAP	57.377
1	39.281	53.200	30	2 LAPS	1:00.153	1	44.531	53.732
6	1 LAP	1:01.634	69	2 LAPS	1:00.827	30	2 LAPS	1:00.618
11	2 LAPS	1:02.524				69	2 LAPS	1:00.780

Arthur Neal Trophy

RACE 5 - CLASSIFICATION

POS	NO	CL	NAME	ENTRY	LAPS	TIME	GAP	DIFF	MPH	BEST	ON
1	69	A	Phil HOLLINS	Morgan Plus 8	18	15:47.011			92.37	51.633	9
2	99	A	Matthew WURR	Morgan Plus 8	18	15:47.145	0.134	0.134	92.36	51.757	11
3	87	B	Tony LEES	Morgan Plus 8	18	15:48.359	1.348	1.214	92.24	51.583	7
4	72	B	Russell PATERSON	Morgan Plus 8	18	16:06.833	19.822	18.474	90.48	52.869	11
5	73	B	Andy SMITH	Morgan Plus 8	18	16:07.442	20.431	0.609	90.42	52.585	4
6	66	B	Andrew THOMPSON	Morgan Roadster	18	16:11.160	24.149	3.718	90.07	52.758	13
7	75	R	Andrew POTTER	Morgan Roadster	17	15:57.070	1 lap	1 lap	86.32	54.997	2
8	56	C	Steve McDONALD	Morgan Plus 8	17	16:00.092	1 lap	3.022	86.05	54.905	3
9	12	C	Brian GATESON	Morgan Plus 8	17	16:01.843	1 lap	1.751	85.89	55.138	7
10	71	R	Kelvin LAIDLAW	Morgan Roadster	17	16:09.961	1 lap	8.118	85.17	55.019	2
11	55	A	Kathleen SHERRY	Morgan Plus 8	17	16:17.261	1 lap	7.300	84.54	55.950	3
12	42	R	Peter COLE	Morgan Roadster	17	16:35.975	1 lap	18.714	82.95	56.667	2
13	47	R	Peter RAFTER	Morgan Roadster	16	16:17.075	2 laps	1 lap	79.58	59.189	14

FASTEST LAP

87	B	Tony LEES	Morgan Plus 8	7	51.583	94.21 mph	151.62 kph
69	A	Phil HOLLINS	Morgan Plus 8	9	51.633	94.12 mph	151.47 kph
56	C	Steve McDONALD	Morgan Plus 8	3	54.905	88.51 mph	142.45 kph
75	R	Andrew POTTER	Morgan Roadster	2	54.997	88.36 mph	142.21 kph

Weather / Track : Cloudy / Dry

These results are provisional until the conclusion of any judicial and technical matters.

Mallory Park
 Circuit Length = 1.3500 miles
 Start: 15:41 End: 15:58

Clerk of Course :		Timekeeper :
-------------------	--	--------------

**Arthur Neal Trophy
RACE 5 - LAP CHART**

Lap 1			Lap 2			Lap 3			Lap 4			Lap 5		
No	Behind	Laptime	No	Behind	Laptime	No	Behind	Laptime	No	Behind	Laptime	No	Behind	Laptime
99		59.098	99		53.106	99		52.592	99		52.676	99		52.283
73	0.783	59.881	73	1.027	53.350	69	0.423	51.825	69	0.359	52.612	69	0.201	52.125
66	0.993	1:00.091	69	1.190	52.890	87	1.855	52.782	87	1.016	51.837	87	1.058	52.325
69	1.406	1:00.504	66	1.518	53.631	73	2.462	54.027	73	2.371	52.585	73	3.182	53.094
87	1.866	1:00.964	87	1.665	52.905	66	2.957	54.031	72	3.958	53.464	72	4.650	52.975
72	2.272	1:01.370	72	2.412	53.246	72	3.170	53.350	66	5.063	54.782	66	6.685	53.905
71	3.809	1:02.907	71	5.722	55.019	71	8.922	55.792	71	11.963	55.717	71	15.403	55.723
75	5.205	1:04.303	75	7.096	54.997	75	9.711	55.207	75	12.608	55.573	75	16.123	55.798
56	5.674	1:04.772	56	7.743	55.175	56	10.056	54.905	56	13.162	55.782	56	16.806	55.927
12	6.575	1:05.673	12	9.152	55.683	12	12.530	55.970	12	15.560	55.706	12	18.622	55.345
55	7.561	1:06.659	55	10.996	56.541	55	14.354	55.950	55	18.505	56.827	55	23.247	57.025
42	8.006	1:07.104	42	11.567	56.667	42	16.501	57.526	42	21.337	57.512	42	26.153	57.099
47	11.210	1:10.308	47	17.917	59.813	47	25.360	1:00.035	47	33.271	1:00.587	47	42.213	1:01.225

**Arthur Neal Trophy
RACE 5 - LAP CHART**

Lap 6			Lap 7			Lap 8			Lap 9			Lap 10		
No	Behind	Laptime	No	Behind	Laptime	No	Behind	Laptime	No	Behind	Laptime	No	Behind	Laptime
99		52.045	99		51.930	99		52.131	69		51.633	69		52.121
69	0.391	52.235	69	0.402	51.941	69	0.440	52.169	99	0.373	52.446	99	0.310	52.058
87	1.271	52.258	87	0.924	51.583	87	0.999	52.206	87	0.881	51.955	87	0.891	52.131
73	4.210	53.073	73	5.482	53.202	73	7.039	53.688	73	8.234	53.268	73	9.233	53.120
72	5.796	53.191	72	6.824	52.958	72	8.278	53.585	72	9.504	53.299	72	10.400	53.017
66	8.312	53.672	66	9.604	53.222	47	1 LAP	1:03.604	66	12.211	53.268	66	13.501	53.411
71	19.655	56.297	71	23.649	55.924	66	11.016	53.543	47	1 LAP	1:00.858	47	1 LAP	59.712
75	20.308	56.230	75	23.827	55.449	75	27.059	55.363	75	30.602	55.616	75	34.578	56.097
56	20.745	55.984	56	24.414	55.599	71	28.085	56.567	71	32.350	56.338	71	37.127	56.898
12	22.142	55.565	12	25.350	55.138	56	28.206	55.923	56	32.519	56.386	56	37.164	56.766
55	28.118	56.916	55	32.856	56.668	12	29.191	55.972	12	32.936	55.818	12	37.707	56.892
42	32.075	57.967	42	37.954	57.809	55	37.192	56.467	55	41.533	56.414	55	45.619	56.207
47	51.352	1:01.184				42	44.469	58.646	42	51.230	58.834			

**Arthur Neal Trophy
RACE 5 - LAP CHART**

Lap 11			Lap 12			Lap 13			Lap 14			Lap 15		
No	Behind	Laptime	No	Behind	Laptime	No	Behind	Laptime	No	Behind	Laptime	No	Behind	Laptime
69		51.881	69		52.137	69		52.327	69		52.403	69		51.969
99	0.186	51.757	99	0.319	52.270	99	0.641	52.649	99	0.192	51.954	99	0.385	52.162
87	0.781	51.771	87	0.919	52.275	87	1.261	52.669	71	1 LAP	56.917	87	0.976	52.238
42	1 LAP	58.118	73	12.341	53.741	55	1 LAP	58.275	87	0.707	51.849	12	1 LAP	57.235
73	10.737	53.385	72	12.481	53.230	72	13.921	53.767	55	1 LAP	56.903	71	1 LAP	57.293
72	11.388	52.869	42	1 LAP	59.567	73	14.374	54.360	72	14.669	53.151	47	2 LAPS	59.906
66	14.652	53.032	66	15.708	53.193	66	16.139	52.758	73	15.267	53.296	55	1 LAP	56.698
47	1 LAP	59.337	75	43.106	56.792	42	1 LAP	58.239	66	16.554	52.818	72	15.635	52.935
75	38.451	55.754	47	1 LAP	1:00.617	75	46.337	55.558	42	1 LAP	57.992	73	16.240	52.942
56	40.433	55.150	56	43.959	55.663	56	47.245	55.613	75	49.734	55.800	66	18.864	54.279
12	42.321	56.495	12	45.864	55.680	12	50.765	57.228	56	50.778	55.936	42	1 LAP	58.122
71	42.352	57.106	71	48.122	57.907	47	1 LAP	1:01.516						
55	50.146	56.408												

**Arthur Neal Trophy
RACE 5 - LAP CHART**

Lap 16			Lap 17			Lap 18		
No	Behind	Laptime	No	Behind	Laptime	No	Behind	Laptime
69		52.114	69		51.894	69		52.231
99	0.298	52.027	99	0.530	52.126	99	0.134	51.835
87	1.115	52.253	87	1.099	51.878	87	1.348	52.480
75	1 LAP	56.910	75	1 LAP	55.925	75	1 LAP	55.698
56	1 LAP	57.417	56	1 LAP	56.383	56	1 LAP	56.711
12	1 LAP	55.562	12	1 LAP	56.349	12	1 LAP	55.532
71	1 LAP	58.021	71	1 LAP	57.512	72	19.822	53.208
47	2 LAPS	59.189	72	18.845	53.599	73	20.431	53.288
72	17.140	53.619	73	19.374	53.040	71	1 LAP	58.023
73	18.228	54.102	66	22.936	53.126	66	24.149	53.444
55	1 LAP	58.623	47	2 LAPS	59.858	47	2 LAPS	59.326
66	21.704	54.954	55	1 LAP	56.937	55	1 LAP	57.743
42	1 LAP	57.917	42	1 LAP	58.760	42	1 LAP	58.096

Monoposto RC Challenge

RACE 6 - LAP CHART

Lap 1			Lap 2			Lap 3			Lap 4			Lap 5		
No	Behind	Laptime	No	Behind	Laptime	No	Behind	Laptime	No	Behind	Laptime	No	Behind	Laptime
3		52.296	3		46.732	3		51.923	49		48.581	49		47.553
47	0.988	53.284	49	1.314	46.950	49	0.179	50.788	3	0.367	49.127	76	1 LAP	58.187
49	1.096	53.392	47	1.788	47.532	47	0.880	51.015	47	0.668	48.548	3	0.725	47.911
29	1.936	54.232	29	3.612	48.408	29	2.301	50.612	15	2.995	49.187	47	0.926	47.811
15	3.229	55.525	15	4.788	48.291	15	2.568	49.703	29	3.587	50.046	15	4.231	48.789
46	3.480	55.776	46	5.449	48.701	68	1 LAP	1:14.830	46	3.735	49.728	29	4.947	48.913
79	6.017	58.313	79	11.118	51.833	46	2.767	49.241	79	14.211	51.490	46	5.102	48.920
25	6.611	58.907	66	13.113	52.532	79	11.481	52.286	19	14.619	50.747	50	15.318	48.037
93	6.963	59.259	19	13.789	51.774	66	12.365	51.175	50	14.834	50.302	20	16.592	48.598
66	7.313	59.609	65	15.193	53.186	19	12.632	50.766	20	15.547	49.045	79	18.681	52.023
65	8.739	1:01.035	50	15.279	50.827	50	13.292	49.936	66	16.467	52.862	19	18.911	51.845
19	8.747	1:01.043	73	18.220	54.849	20	15.262	48.721	7	20.780	48.731	66	20.424	51.510
73	10.103	1:02.399	20	18.464	51.079	65	17.344	54.074	65	23.241	54.657	7	21.965	48.738
50	11.184	1:03.480	7	24.142	51.613	73	20.297	54.000	73	25.974	54.437	65	29.204	53.516
57	12.247	1:04.543	57	25.191	59.676	7	20.809	48.590	68	1 LAP	1:12.222	73	32.281	53.860
72	13.017	1:05.313	25	25.711	1:05.832	25	26.337	52.549	25	28.535	50.958	25	32.363	51.381
20	14.117	1:06.413	72	25.907	59.622	72	30.450	56.466	72	37.287	55.597	72	46.454	56.720
76	18.236	1:10.532	13	30.136	58.541	57	31.302	58.034	57	38.764	56.222	57	47.329	56.118
13	18.327	1:10.623	76	31.773	1:00.269	13	35.775	57.562	13	43.718	56.703	68	1 LAP	1:08.776
7	19.261	1:11.557				76	38.491	58.641						
68	26.470	1:18.766												

Monoposto RC Challenge

RACE 6 - LAP CHART

Lap 6			Lap 7			Lap 8			Lap 9			Lap 10		
No	Behind	Laptime	No	Behind	Laptime	No	Behind	Laptime	No	Behind	Laptime	No	Behind	Laptime
49		47.846	49		47.688	49		47.097	49		47.762	49		47.261
3	0.546	47.667	47	1.372	48.302	47	0.667	46.392	47	0.737	47.832	47	1.430	47.954
47	0.758	47.678	3	1.812	48.954	3	2.092	47.377	3	2.279	47.949	3	4.309	49.291
15	6.014	49.629	72	1 LAP	57.002	15	11.192	49.466	68	3 LAPS	1:14.323	25	1 LAP	51.805
29	6.419	49.318	15	8.823	50.497	46	11.458	48.973	73	1 LAP	54.911	65	1 LAP	53.882
13	1 LAP	58.280	57	1 LAP	57.064	29	12.187	50.015	15	12.415	48.985	73	1 LAP	53.848
46	6.606	49.350	29	9.269	50.538	72	1 LAP	56.296	46	13.197	49.501	15	13.236	48.082
76	1 LAP	59.447	46	9.582	50.664	50	18.304	48.571	29	13.697	49.272	46	13.436	47.500
50	15.366	47.894	13	1 LAP	54.851	57	1 LAP	56.653	50	18.935	48.393	29	14.962	48.526
20	16.592	47.846	50	16.830	49.152	20	18.993	48.627	20	20.097	48.866	50	18.973	47.299
19	21.512	50.447	20	17.463	48.559	13	1 LAP	54.435	72	1 LAP	56.691	20	21.340	48.504
79	22.883	52.048	68	2 LAPS	1:11.230	19	30.910	52.724	57	1 LAP	57.508	68	3 LAPS	1:10.000
7	22.955	48.836	76	1 LAP	59.073	79	32.181	52.335	13	1 LAP	55.750	72	1 LAP	55.981
66	24.721	52.143	7	24.224	48.957	66	33.276	52.311	19	34.084	50.936	19	37.436	50.613
65	34.707	53.349	19	25.283	51.459	76	1 LAP	59.211	79	35.677	51.258	57	1 LAP	56.794
25	35.820	51.303	79	26.943	51.748	65	47.450	54.302	66	37.442	51.928	13	1 LAP	57.973
73	37.901	53.466	66	28.062	51.029	25	47.579	54.054	76	1 LAP	58.324	79	39.941	51.525
			65	40.245	53.226							66	41.663	51.482
			25	40.622	52.490									
			73	43.963	53.750									

Monoposto RC Challenge
RACE 6 - LAP CHART

Lap 11			Lap 12			Lap 13			Lap 14			Lap 15		
No	Behind	Laptime	No	Behind	Laptime	No	Behind	Laptime	No	Behind	Laptime	No	Behind	Laptime
49		47.559	49		47.595	47		47.667	47		46.829	47		47.101
47	0.999	47.128	47	0.477	47.073	49	0.281	48.425	49	2.028	48.576	49	2.546	47.619
3	4.452	47.702	13	2 LAPS	56.627	79	1 LAP	52.425	79	1 LAP	51.597	19	1 LAP	51.792
25	1 LAP	51.662	3	4.150	47.293	66	1 LAP	52.678	3	6.096	48.299	3	6.345	47.350
76	2 LAPS	59.122	25	1 LAP	51.170	3	4.626	48.620	66	1 LAP	51.311	79	1 LAP	51.601
65	1 LAP	52.591	46	13.516	47.102	72	2 LAPS	58.512	46	13.615	47.478	66	1 LAP	51.501
46	14.009	48.132	15	16.182	48.859	13	2 LAPS	56.813	72	2 LAPS	55.447	46	13.118	46.604
15	14.918	49.241	29	16.933	48.707	57	2 LAPS	58.796	13	2 LAPS	55.731	15	21.606	49.226
29	15.821	48.418	65	1 LAP	54.378	46	12.966	47.594	15	19.481	49.282	29	22.347	49.683
73	1 LAP	54.616	50	19.931	48.721	25	1 LAP	52.962	29	19.765	49.228	50	23.239	49.304
50	18.805	47.391	76	2 LAPS	58.748	15	17.028	48.990	50	21.036	48.455	72	2 LAPS	57.007
20	21.556	47.775	20	22.646	48.685	29	17.366	48.577	57	2 LAPS	57.937	25	1 LAP	51.461
19	40.532	50.655	73	1 LAP	53.840	68	4 LAPS	1:09.803	25	1 LAP	51.882	20	27.215	48.824
72	1 LAP	57.331	19	43.442	50.505	50	19.410	47.623	20	25.492	48.635	13	2 LAPS	58.335
79	44.586	52.204				65	1 LAP	52.097	65	1 LAP	53.039	57	2 LAPS	57.123
68	3 LAPS	1:07.547				20	23.686	49.184	73	1 LAP	53.881	65	1 LAP	51.676
66	46.360	52.256				73	1 LAP	54.799	68	4 LAPS	1:09.624	73	1 LAP	54.170
57	1 LAP	57.318				76	2 LAPS	58.193	76	2 LAPS	57.879			
						19	45.613	50.315						

Monoposto RC Challenge
RACE 6 - LAP CHART

Lap 16			Lap 17			Lap 18			Lap 19		
No	Behind	Laptime	No	Behind	Laptime	No	Behind	Laptime	No	Behind	Laptime
47		47.187	47		47.216	47		48.341	47		49.127
49	3.435	48.076	73	2 LAPS	53.245	57	3 LAPS	57.946	65	2 LAPS	56.433
3	6.786	47.628	49	6.200	49.981	13	3 LAPS	59.836	68	6 LAPS	1:06.166
76	3 LAPS	58.614	3	7.044	47.474	3	6.734	48.031	3	7.031	49.424
19	1 LAP	51.347	19	1 LAP	50.818	73	2 LAPS	53.874	72	3 LAPS	1:07.168
46	13.532	47.601	46	14.222	47.906	46	13.972	48.091	46	13.318	48.473
79	1 LAP	51.461	76	3 LAPS	58.334	49	14.591	56.732	57	3 LAPS	57.665
68	5 LAPS	1:09.720	79	1 LAP	51.427	19	1 LAP	51.733	73	2 LAPS	53.635
66	1 LAP	53.064	66	1 LAP	52.066	79	1 LAP	51.709	13	3 LAPS	58.785
15	22.561	48.142	50	24.128	47.639	50	23.681	47.894	19	1 LAP	50.888
50	23.705	47.653	15	25.058	49.713	15	27.182	50.465	50	21.113	46.559
29	24.568	49.408	29	25.914	48.562	29	27.255	49.682	79	1 LAP	51.627
20	30.603	50.575	20	30.901	47.514	76	3 LAPS	57.620	15	26.490	48.435
25	1 LAP	52.473	25	1 LAP	51.345	66	1 LAP	53.840	29	27.396	49.268
72	2 LAPS	56.039	68	5 LAPS	1:06.680	20	30.532	47.972	49	27.831	1:02.367
65	1 LAP	53.493	72	2 LAPS	55.323	25	1 LAP	51.434	20	29.915	48.510
13	2 LAPS	59.414	65	1 LAP	52.355				66	1 LAP	52.763
57	2 LAPS	58.041							76	3 LAPS	58.000
									25	1 LAP	51.360

Monoposto RC Challenge

RACE 6 - CLASSIFICATION

POS	NO	CL	NAME	ENTRY	LAPS	TIME	GAP	DIFF	MPH	BEST	ON
1	47	F	Barry SMITH	Van Diemen	19	15:14.017			101.02	46.392	8
2	3	D	David COX	Ralt	19	15:21.048	7.031	7.031	100.25	46.732	2
3	46	A	Tim CAMERON	Jedi	19	15:27.335	13.318	6.287	99.57	46.604	15
4	50	E	Dave PORTER	Dallara	19	15:35.130	21.113	7.795	98.74	46.559	19
5	15	A	Len TURNER	Jedi	19	15:40.507	26.490	5.377	98.18	48.082	10
6	29	D	Lou WATTS	Reynard	19	15:41.413	27.396	0.906	98.08	48.408	2
7	49	F	Amnon NEEDHAM	Dallara	19	15:41.848	27.831	0.435	98.04	46.950	2
8	20	D	Jeremy GOODMAN	Dallara	19	15:43.932	29.915	2.084	97.82	47.514	17
9	19	D	Nick CATANZARO	Reynard	18	15:30.407	1 lap	1 lap	94.02	50.315	13
10	79	C	Malcolm SCOTT	Van Diemen	18	15:38.910	1 lap	8.503	93.17	51.258	9
11	66	B	David PARKINSON	Reynard	18	15:46.060	1 lap	7.150	92.46	51.029	7
12	25	B	Simon DAVEY	Swift	18	15:55.028	1 lap	8.968	91.59	50.958	4
13	65	B	Richard EVANS	Swift	17	15:17.289	2 laps	1 lap	90.06	51.676	14
14	73	C	Jonothan BAGGOTT	Van Diemen	17	15:27.580	2 laps	10.291	89.06	53.245	15
15	72	B	Henry FRYER	Van Diemen	16	15:26.515	3 laps	1 lap	83.92	55.323	15
16	57	B	Edward GUEST	Lola	16	15:27.438	3 laps	0.923	83.84	56.118	5
17	13	A	Brian JONES	Jedi	16	15:30.259	3 laps	2.821	83.58	54.435	7
18	76	C	Chris HELLIWELL	Swift	16	15:50.194	3 laps	19.935	81.83	57.620	15

NOT CLASSIFIED

DNC	68	A	Caroline WEBB	Jedi	13	15:19.687	6 laps	3 laps	68.69	1:06.166	13
DNF	7	A	Geoff FERN	JKS	7	6:07.022	12 laps	6 laps	92.69	48.590	3
DNF	93	C	Bill JANSON	Jamun	1	59.259	18 laps	6 laps	82.01	59.259	1

FASTEST LAP

47	F	Barry SMITH	Van Diemen	8	46.392	104.75 mph	168.59 kph
50	E	Dave PORTER	Dallara	19	46.559	104.38 mph	167.98 kph
46	A	Tim CAMERON	Jedi	15	46.604	104.28 mph	167.82 kph
3	D	David COX	Ralt	2	46.732	103.99 mph	167.36 kph
25	B	Simon DAVEY	Swift	4	50.958	95.37 mph	153.48 kph
79	C	Malcolm SCOTT	Van Diemen	9	51.258	94.81 mph	152.58 kph

Weather / Track : Cloudy / Dry

These results are provisional until the conclusion of any judicial and technical matters.

Mallory Park
Circuit Length = 1.3500 miles
Start: 16:10 End: 16:27

Clerk of Course :	Timekeeper :
-------------------	--------------

Saloon & Sports Challenge

RACE 7 - CLASSIFICATION

POS	NO	CL	NAME	ENTRY	LAPS	TIME	GAP	DIFF	MPH	BEST	ON
1	4	B	Russell MUNNS	Mallock	18	15:41.490			92.91	49.585	4
2	9	C	Ian WALE	Caterham	18	15:51.166	9.676	9.676	91.97	51.281	2
3	25	C	Peter LAWRENCE	Caterham	18	15:55.324	13.834	4.158	91.57	51.831	3
4	1	C	Mark WRIGHT	RS1800	18	16:29.255	47.765	33.931	88.42	53.214	4
5	58	C	Simon WING	Peugeot	17	16:14.223	1 lap	1 lap	84.80	55.721	5
6	76	B	Si FROWEN	Locoblade	17	16:25.017	1 lap	10.794	83.87	55.655	5
7	39	B	Malcolm SELF	Midget	16	15:51.627	2 laps	1 lap	81.71	57.637	2
8	5	C	Andrew GOORD	Locost	16	16:00.071	2 laps	8.444	80.99	57.414	16
9	94	B	Stephen PLATTS	Chamoise	16	16:01.474	2 laps	1.403	80.87	58.502	16
10	15	C	Rick JONES	Westfield	16	16:01.765	2 laps	0.291	80.85	57.899	16
11	86	B	Guy SHOTTON	Morgan	16	16:19.920	2 laps	18.155	79.35	58.376	2
12	30	C	Paul WATERHOUSE	Peugeot 405	16	16:27.659	2 laps	7.739	78.73	1:00.450	2
13	69	C	Darren HOWE	Golf	16	16:27.830	2 laps	0.171	78.71	1:00.512	15
14	32	E	Andy FAULDS	Morgan Plus 8	15	15:49.544	3 laps	1 lap	76.77	1:00.168	4

NOT CLASSIFIED

<i>DNF</i>	11	B	John HOLMES	Metro	13	13:49.509	5 laps	2 laps	76.16	1:01.486	2
<i>DNF</i>	14	F	Phil TAYLOR	Jaguar XJS	9	9:54.178	9 laps	4 laps	73.61	1:01.294	3
<i>DNF</i>	36	B	Ian FLETCHER	Hornet	0						

FASTEST LAP

4	B	Russell MUNNS	Mallock	4	49.585	98.01 mph	157.73 kph
9	C	Ian WALE	Caterham	2	51.281	94.77 mph	152.51 kph
32	E	Andy FAULDS	Morgan Plus 8	4	1:00.168	80.77 mph	129.99 kph
14	F	Phil TAYLOR	Jaguar XJS	3	1:01.294	79.28 mph	127.60 kph

Weather / Track : Cloudy / Dry

These results are provisional until the conclusion of any judicial and technical matters.

Mallory Park
Circuit Length = 1.3500 miles
Start: 16:42 End: 16:58

Clerk of Course :

Timekeeper :

Saloon & Sports Challenge

RACE 7 - LAP CHART

Lap 1			Lap 2			Lap 3			Lap 4			Lap 5		
No	Behind	Laptime	No	Behind	Laptime	No	Behind	Laptime	No	Behind	Laptime	No	Behind	Laptime
4		56.282	4		50.347	4		49.846	4		49.585	4		50.755
9	2.193	58.475	9	3.127	51.281	9	5.135	51.854	9	6.895	51.345	11	1 LAP	1:01.565
25	3.347	59.629	25	5.226	52.226	25	7.211	51.831	25	9.599	51.973	14	1 LAP	1:02.389
1	4.355	1:00.637	1	8.267	54.259	1	11.940	53.519	1	15.569	53.214	9	8.276	52.136
58	7.357	1:03.639	58	13.521	56.511	58	19.660	55.985	58	26.046	55.971	25	10.847	52.003
76	8.142	1:04.424	76	14.259	56.464	76	20.120	55.707	76	26.364	55.829	1	18.284	53.470
5	10.931	1:07.213	5	19.952	59.368	86	29.746	58.839	39	39.425	58.702	58	31.012	55.721
86	12.724	1:09.006	86	20.753	58.376	5	29.925	59.819	86	39.784	59.623	76	31.264	55.655
15	13.224	1:09.506	39	21.414	57.637	39	30.308	58.740	5	39.836	59.496	39	46.584	57.914
94	13.895	1:10.177	15	22.091	59.214	94	31.580	58.710	94	41.103	59.108	86	49.200	1:00.171
39	14.124	1:10.406	94	22.716	59.168	15	34.715	1:02.470	15	43.771	58.641	94	49.521	59.173
30	14.824	1:11.106	30	24.927	1:00.450	30	36.165	1:01.084	32	46.961	1:00.168	5	49.677	1:00.596
32	15.083	1:11.365	32	25.070	1:00.334	32	36.378	1:01.154	30	47.246	1:00.666	15	51.546	58.530
69	16.004	1:12.286	69	26.186	1:00.529	69	36.933	1:00.593	69	47.994	1:00.646			
11	17.305	1:13.587	11	28.444	1:01.486	11	40.220	1:01.622						
14	18.094	1:14.376	14	29.557	1:01.810	14	41.005	1:01.294						

Saloon & Sports Challenge

RACE 7 - LAP CHART

Lap 6			Lap 7			Lap 8			Lap 9			Lap 10		
No	Behind	Laptime	No	Behind	Laptime	No	Behind	Laptime	No	Behind	Laptime	No	Behind	Laptime
4		52.336	4		54.031	4		50.807	4		55.225	4		53.282
30	1 LAP	1:02.792	94	1 LAP	59.461	9	7.472	52.990	9	6.044	53.797	14	2 LAPS	1:09.934
69	1 LAP	1:02.335	5	1 LAP	59.585	39	1 LAP	59.430	25	9.341	52.822	9	6.034	53.272
9	7.601	51.661	86	1 LAP	1:00.941	94	1 LAP	59.419	39	1 LAP	1:00.031	25	8.522	52.463
32	1 LAP	1:03.923	15	1 LAP	58.748	5	1 LAP	59.251	94	1 LAP	59.759	39	1 LAP	59.595
11	1 LAP	1:02.327	9	5.289	51.719	25	11.744	52.539	5	1 LAP	1:00.564	94	1 LAP	59.618
25	11.557	53.046	25	10.012	52.486	15	1 LAP	59.956	15	1 LAP	59.603	5	1 LAP	59.130
14	1 LAP	1:04.388	30	1 LAP	1:00.954	86	1 LAP	1:00.642	86	1 LAP	1:01.264	15	1 LAP	59.585
1	19.753	53.805	69	1 LAP	1:01.161	30	1 LAP	1:00.713	1	26.303	57.444	86	1 LAP	1:00.397
58	34.504	55.828	32	1 LAP	1:01.020	1	24.084	55.220	30	1 LAP	1:01.701	1	28.072	55.051
76	35.081	56.153	11	1 LAP	1:01.947	69	1 LAP	1:00.576	69	1 LAP	1:01.509	30	1 LAP	1:01.412
39	53.076	58.828	1	19.671	53.949	32	1 LAP	1:02.865	32	1 LAP	1:01.623	69	1 LAP	1:01.555
			14	1 LAP	1:01.797	11	1 LAP	1:02.077	11	1 LAP	1:04.666	32	1 LAP	1:02.283
			58	36.227	55.754	14	1 LAP	1:10.079	58	45.060	57.454	58	49.368	57.590
			76	37.060	56.010	58	42.831	57.411	76	50.556	1:00.828	11	1 LAP	1:04.518
						76	44.953	58.700						

Saloon & Sports Challenge

RACE 7 - LAP CHART

Lap 11			Lap 12			Lap 13			Lap 14			Lap 15		
No	Behind	Laptime	No	Behind	Laptime	No	Behind	Laptime	No	Behind	Laptime	No	Behind	Laptime
4		52.573	4		52.659	4		53.898	4		51.161	4		51.017
76	1 LAP	58.674	58	1 LAP	58.006	30	2 LAPS	1:01.127	9	8.803	54.135	15	2 LAPS	58.908
9	6.099	52.638	9	7.111	53.671	69	2 LAPS	1:01.025	25	9.722	52.627	86	2 LAPS	1:01.021
25	8.893	52.944	76	1 LAP	59.021	9	5.829	52.616	30	2 LAPS	1:00.725	9	9.851	52.065
14	2 LAPS	1:08.111	25	9.840	53.606	58	1 LAP	57.683	69	2 LAPS	1:00.672	25	10.652	51.947
39	1 LAP	58.035	11	2 LAPS	1:04.877	25	8.256	52.314	58	1 LAP	57.317	58	1 LAP	57.571
94	1 LAP	59.522	39	1 LAP	58.296	32	2 LAPS	1:04.818	76	1 LAP	58.187	30	2 LAPS	1:01.422
5	1 LAP	59.166	1	34.529	56.231	76	1 LAP	58.269	32	2 LAPS	1:03.668	69	2 LAPS	1:01.663
15	1 LAP	59.728	94	1 LAP	1:00.451	11	2 LAPS	1:03.092	11	2 LAPS	1:03.593	76	1 LAP	57.894
1	30.957	55.458	5	1 LAP	1:00.463	39	1 LAP	58.682	1	37.640	53.989	32	2 LAPS	1:02.919
86	1 LAP	1:01.098	15	1 LAP	59.839	1	34.812	54.181	39	1 LAP	58.057	1	40.925	54.302
30	1 LAP	1:00.868	86	1 LAP	1:01.150	94	1 LAP	59.085	5	1 LAP	58.908	11	2 LAPS	1:04.152
69	1 LAP	1:00.986				5	1 LAP	59.135	94	1 LAP	59.623	39	1 LAP	58.203
32	1 LAP	1:02.129				15	1 LAP	59.400						
						86	1 LAP	1:00.611						

Saloon & Sports Challenge

RACE 7 - LAP CHART

Lap 16			Lap 17			Lap 18		
No	Behind	Laptime	No	Behind	Laptime	No	Behind	Laptime
4		51.078	4		52.018	4		54.590
5	2 LAPS	59.943	39	2 LAPS	59.656	32	3 LAPS	1:06.871
94	2 LAPS	59.790	9	11.705	52.855	9	9.676	52.561
15	2 LAPS	59.155	5	2 LAPS	1:00.020	39	2 LAPS	59.415
9	10.868	52.095	25	15.765	54.355	25	13.834	52.659
25	13.428	53.854	94	2 LAPS	59.908	5	2 LAPS	57.414
86	2 LAPS	1:01.409	15	2 LAPS	1:00.583	94	2 LAPS	58.502
58	1 LAP	56.983	86	2 LAPS	1:02.423	15	2 LAPS	57.899
30	2 LAPS	1:00.730	58	1 LAP	57.612	58	1 LAP	57.187
69	2 LAPS	1:00.570	30	2 LAPS	1:00.766	86	2 LAPS	1:02.949
76	1 LAP	57.898	69	2 LAPS	1:00.512	76	1 LAP	57.845
1	44.130	54.283	76	1 LAP	57.459	30	2 LAPS	1:01.143
32	2 LAPS	1:04.404	1	47.432	55.320	69	2 LAPS	1:01.212
						1	47.765	54.923