



# FORMULA RENAULT

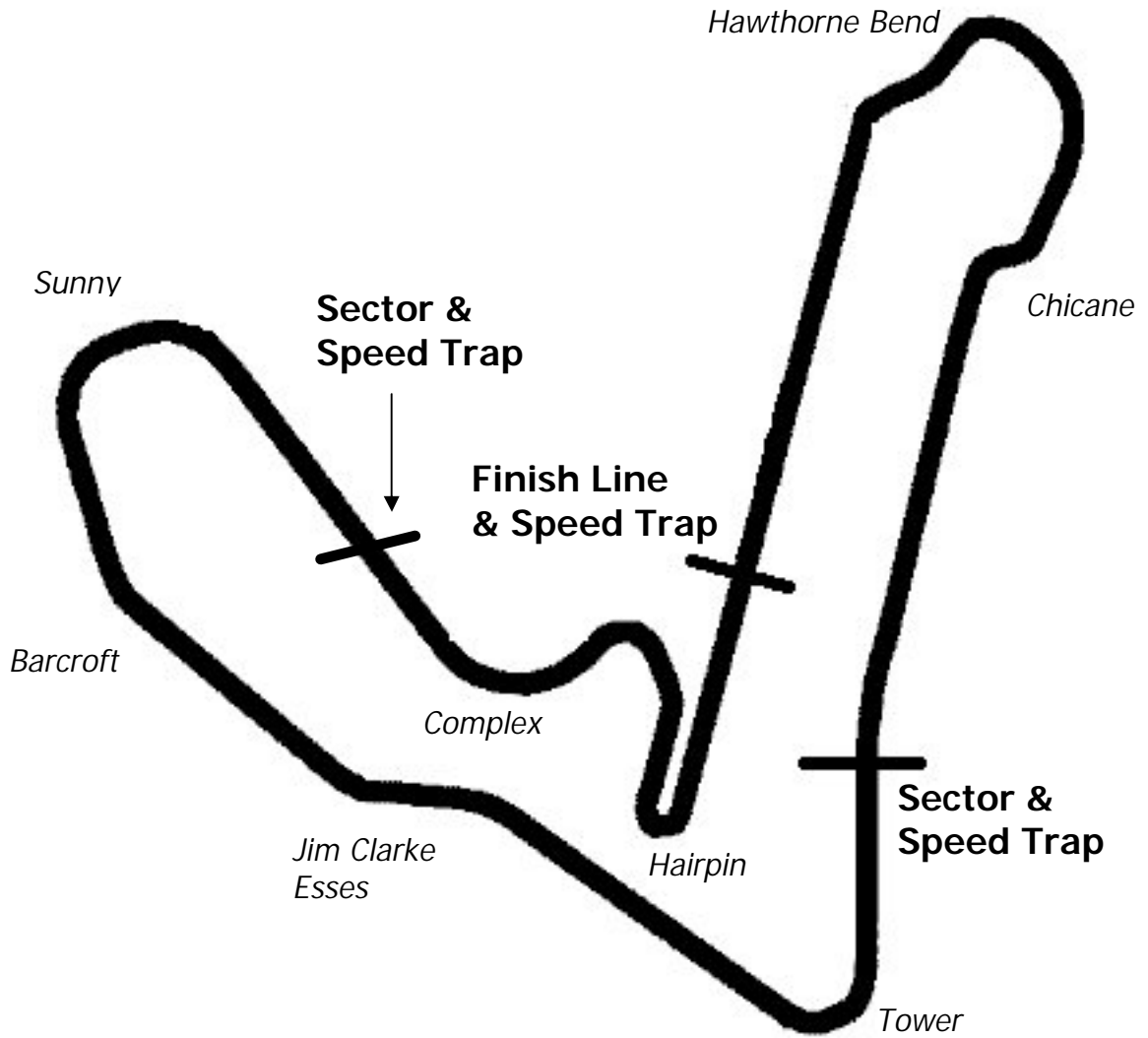
**Rounds 7 & 8  
Croft**

**2nd & 3rd June 2007**



**Results Provided by MST Sports Timing Ltd**  
***[www.msttiming.com](http://www.msttiming.com)***

# CROFT



Circuit Length – 2.127 miles

# Formula Renault UK with Michelin

## QUALIFYING - ROUND 7 - CLASSIFICATION

POS	NO	CL	NAME	NAT	ENTRY	TIME	ON	LAPS	GAP	DIFF	MPH
1	20		Will BRATT	GBR	Apotex Scorpio Motorsport	1:17.176	3	4			99.12
2	2		Dean SMITH	GBR	Fortec Motorsport	1:17.363	7	9	0.187	0.187	98.88
3	23		Duncan TAPPY	GBR	Fortec Motorsport	1:17.475	6	9	0.299	0.112	98.74
4	4	G	Riki CHRISTODOULOU	GBR	Fortec Motorsport	1:17.502	6	8	0.326	0.027	98.71
5	22	G	Alexander SIMS	GBR	Manor Competition	1:17.515	3	6	0.339	0.013	98.69
6	5	G	Adam CHRISTODOULOU	GBR	AKA Cobra	1:17.630	5	8	0.454	0.115	98.54
7	3	G	Richard SINGLETON	GBR	Manor Competition	1:17.744	3	9	0.568	0.114	98.40
8	6		Jeremy METCALFE	GBR	AKA Cobra	1:17.862	4	9	0.686	0.118	98.25
9	34		Adriano BUZAID	BRA	Eucatex	1:17.943	4	8	0.767	0.081	98.15
10	8		Nathan CARATTI	AUS	AKA Cobra	1:17.996	4	9	0.820	0.053	98.08
11	7		Chris HOLMES	GBR	AKA Cobra	1:18.042	6	8	0.866	0.046	98.02
12	1		Ryuji YAMAMOTO	JPN	Fortec Motorsport	1:18.050	7	10	0.874	0.008	98.01
13	35	G	Kris LOANE	GBR	Manor Competition	1:18.133	5	14	0.957	0.083	97.91
14	32		David EPTON	GBR	Apotex Scorpio Motorsport	1:18.159	3	9	0.983	0.026	97.88
15	26	G	Sho HANAWA	JPN	Mark Burdett Motorsport	1:18.327	6	11	1.151	0.168	97.67
16	21	G	Ryan BORTHWICK	GBR	Borthwick Motorsport	1:18.398	5	10	1.222	0.071	97.58
17	9	G	Jordan OAKES	GBR	Eurotek Motorsport	1:18.488	5	9	1.312	0.090	97.47
18	25		Daniel IVARSSON	SWE	Mark Burdett Motorsport	1:19.025	4	11	1.849	0.537	96.80

Weather / Track : Bright / Dry

These results are provisional until the conclusion of any judicial and technical matters.

Croft  
Circuit Length = 2.1251 miles  
Start: 10:20 End: 10:41

Clerk of Course :	Timekeeper :
-------------------	--------------

# Formula Renault UK with Michelin

## QUALIFYING - ROUND 7 - SECTOR ANALYSIS

<b>1</b>	<b>Ryuji YAMAMOTO</b> Fortec Motorsport									
1	Out 121.6	38.703 106.9	22.763 107.4	1:27.450	6	24.108 125.4	32.026 112.8	22.096 107.2	1:18.230	
2	24.500 125.4	32.199 113.4	22.105 107.0	1:18.804	7	<b>24.040</b> 125.4	31.949 113.4	22.061 107.7	<b>1:18.050</b>	
3	24.115 124.5	31.909 <b>113.6</b>	22.050 107.7	1:18.074	8	24.086 125.0	<b>31.866</b> 113.4	22.180 <b>108.4</b>	1:18.132	
4	24.216 <b>127.1</b>	32.094 112.2	<b>22.036</b> 107.5	1:18.346	9	24.883 125.7	33.622 83.0	24.375 107.2	1:22.880	
5	24.125 125.4	32.124 93.2	27.889 107.0	1:24.138	10	24.106 124.7	31.999 112.4	22.232 108.2	1:18.337	
<b>2</b>	<b>Dean SMITH</b> Fortec Motorsport									
1	Out 105.7	33.674 111.1	22.297 107.4	1:23.205	6	23.871 125.7	31.668 113.6	21.897 107.9	1:17.436	
2	24.214 124.7	31.810 112.8	21.953 107.5	1:17.977	7	23.865 126.1	<b>31.632 113.7</b>	21.866 <b>108.1</b>	<b>1:17.363</b>	
3	24.281 125.2	31.777 <b>113.7</b>	21.981 107.5	1:18.039	8	<b>23.767 126.6</b>	31.664 113.6	22.020 <b>108.1</b>	1:17.451	
4	23.985 125.2	31.671 113.6	21.867 107.7	1:17.523	9	23.871 <b>126.6</b>	37.065 94.0	25.481 <b>108.1</b>	1:26.417	
5	23.927 125.0	31.718 112.6	<b>21.805</b> 107.9	1:17.450	10					
<b>3</b>	<b>Richard SINGLETON</b> Manor Competition									
1	Out 90.8	39.825 81.8	24.500 107.2	1:35.753	6	24.114 124.3	32.107 112.6	22.215 108.2	1:18.436	
2	27.627 81.1	33.224 112.2	22.173 108.2	1:23.024	7	28.034 92.4	38.676 109.8	25.708 107.4	1:32.418	
3	<b>23.988</b> 124.3	<b>31.691</b> 112.8	<b>22.065</b> 107.0	<b>1:17.744</b>	8	24.376 122.9	31.828 <b>113.0</b>	22.189 <b>108.6</b>	1:18.393	
4	24.154 <b>125.2</b>	32.008 111.1	22.260 107.9	1:18.422	9	24.093 125.0	31.873 111.8	22.356 108.4	1:18.322	
5	31.906 83.9	46.278 91.1	23.020 107.7	1:41.204	10					
<b>4</b>	<b>Riki CHRISTODOULOU</b> Fortec Motorsport									
1	Out 71.5	39.695 109.1	30.426 91.9	1:46.835	5	23.931 <b>125.9</b>	31.656 <b>113.9</b>	21.993 108.9	1:17.580	
2	24.789 125.2	32.002 113.7	22.170 108.2	1:18.961	6	<b>23.875 125.9</b>	<b>31.537</b> 113.4	22.090 108.6	<b>1:17.502</b>	
3	24.045 <b>125.9</b>	31.703 113.7	22.078 108.2	1:17.826	7	33.109 77.9	47.372 79.6	24.051 108.1	1:44.532	
4	24.070 125.7	31.696 113.4	<b>21.968</b> 108.6	1:17.734	8	23.961 125.0	32.083 113.0	22.119 <b>109.1</b>	1:18.163	
<b>5</b>	<b>Adam CHRISTODOULOU</b> AKA Cobra									
1	Out 88.0	42.991 67.4	28.799 91.7	1:46.134	5	23.988 125.2	31.763 112.0	<b>21.879</b> 107.7	<b>1:17.630</b>	
2	30.787 100.8	34.394 111.1	22.570 107.5	1:27.751	6	<b>23.896</b> 124.7	31.801 112.2	22.162 107.5	1:17.859	
3	24.245 124.7	<b>31.743 113.4</b>	21.889 107.9	1:17.877	7	24.103 125.0	32.143 112.0	23.543 107.2	1:19.789	
4	23.967 <b>125.9</b>	31.855 112.6	21.890 <b>108.1</b>	1:17.712	8	24.056 125.0	31.987 112.6	22.379 106.9	1:18.422	
<b>6</b>	<b>Jeremy METCALFE</b> AKA Cobra									
1	Out 84.8	37.810 107.7	23.545 107.2	1:30.156	6	25.791 116.9	34.938 106.7	In	3:35.817 P	
2	24.342 124.7	31.907 <b>112.8</b>	22.092 106.9	1:18.341	7	Out 123.1	32.307 110.9	22.375 <b>107.5</b>	1:18.774	
3	24.096 124.7	31.798 112.0	<b>22.027 107.5</b>	1:17.921	8	24.045 125.2	31.863 112.4	22.158 106.9	1:18.066	
4	<b>24.003</b> 125.9	<b>31.737</b> 112.4	22.122 106.7	<b>1:17.862</b>	9	24.715 123.1	33.475 110.2	22.549 <b>107.5</b>	1:20.739	
5	24.016 <b>126.4</b>	31.924 112.2	22.044 <b>107.5</b>	1:17.984	10					
<b>7</b>	<b>Chris HOLMES</b> AKA Cobra									
1	Out 80.9	39.372 106.0	23.282 105.8	1:34.376	5	24.057 125.2	31.993 112.6	22.310 106.9	1:18.360	
2	24.392 124.5	32.877 111.5	22.730 107.0	1:19.999	6	<b>23.938</b> 125.2	<b>31.914</b> 112.6	<b>22.190</b> 106.7	<b>1:18.042</b>	
3	24.194 125.2	32.134 <b>113.0</b>	22.237 107.0	1:18.565	7	24.071 123.8	32.107 111.7	22.518 106.4	1:18.696	
4	24.197 <b>126.9</b>	32.180 112.2	22.240 <b>107.2</b>	1:18.617	8	27.247 103.6	35.947 107.9	23.950 106.0	1:27.144	
<b>8</b>	<b>Nathan CARATTI</b> AKA Cobra									
1	Out 72.2	42.802 79.7	26.707 106.4	1:48.726	6	24.014 124.7	32.136 112.0	22.197 107.7	1:18.347	
2	26.277 122.0	33.164 109.7	23.114 107.5	1:22.555	7	24.206 124.5	<b>31.809</b> 112.6	22.103 107.5	1:18.118	
3	24.159 124.7	32.066 112.2	22.284 107.5	1:18.509	8	24.002 <b>125.9</b>	31.851 <b>112.8</b>	22.488 107.7	1:18.341	
4	<b>23.941</b> 125.7	32.010 112.6	<b>22.045</b> 107.4	<b>1:17.996</b>	9	24.091 <b>125.9</b>	38.733 84.4	28.460 106.7	1:31.284	
5	29.344 108.8	37.842 108.6	22.568 <b>107.9</b>	1:29.754	10					
<b>9</b>	<b>Jordan OAKES</b> Eurotek Motorsport									
1	Out 70.3	41.557 97.3	23.279 106.4	1:41.154	6	24.281 124.3	32.251 110.7	22.255 107.4	1:18.787	
2	24.582 122.5	32.393 110.4	22.207 106.9	1:19.182	7	24.210 123.8	32.071 <b>112.2</b>	22.363 <b>107.7</b>	1:18.644	
3	24.194 <b>125.0</b>	32.282 110.7	22.217 107.4	1:18.693	8	25.126 117.5	35.340 106.4	23.880 107.5	1:24.346	
4	24.267 124.0	32.174 111.3	22.172 107.4	1:18.613	9	24.209 123.6	<b>32.044</b> 112.0	22.268 <b>107.7</b>	1:18.521	
5	24.084 124.7	32.250 111.5	<b>22.154 107.7</b>	<b>1:18.488</b>	10					
<b>20</b>	<b>Will BRATT</b> Apotex Scorpio Motorsport									
1	Out 106.4	40.897 108.1	22.780 107.2	1:31.130	3	23.774 <b>125.7</b>	<b>31.588 113.6</b>	<b>21.814</b> 107.9	<b>1:17.176</b>	
2	26.821 68.6	42.346 108.8	22.607 <b>108.2</b>	1:31.774	4	<b>23.748</b> 125.0	31.755 112.8	21.890 107.7	1:17.393	

Croft  
Circuit Length = 2.1251 miles  
Start: 10:20 End: 10:41

Weather / Track : Bright / Dry

Formula Renault UK with Michelin  
**QUALIFYING - ROUND 7 - SECTOR ANALYSIS**

<b>21</b>	<b>Ryan BORTHWICK</b>		<b>Borthwick Motorsport</b>							
1	Out 77.3	38.682 110.4	22.789 107.5	1:31.549	6	<b>24.041</b> 124.0	32.045 111.3	22.319 107.2	1:18.405	
2	24.314 123.4	32.418 <b>112.2</b>	22.434 107.0	1:19.166	7	24.486 120.9	33.547 108.6	In	3:39.570 P	
3	26.654 119.4	33.635 110.6	23.650 107.0	1:23.939	8	Out 119.0	33.744 109.7	22.565 107.5	1:22.827	
4	24.433 124.5	32.099 111.3	22.388 106.9	1:18.920	9	24.143 <b>125.0</b>	32.055 <b>112.2</b>	22.285 107.5	1:18.483	
5	24.098 124.5	32.144 <b>112.2</b>	<b>22.156</b> 107.4	<b>1:18.398</b>	10	24.263 124.7	<b>31.965</b> 111.8	22.225 <b>107.9</b>	1:18.453	
<b>22</b>	<b>Alexander SIMS</b>		<b>Manor Competition</b>							
1	Out 100.5	37.376 105.2	24.308 106.2	1:30.108	4	<b>23.838</b> 125.4	31.764 112.6	<b>22.015</b> 107.7	1:17.617	
2	25.457 122.2	32.514 112.8	22.255 <b>108.1</b>	1:20.226	5	26.122 115.7	33.671 111.8	22.090 107.5	1:21.883	
3	23.847 <b>125.9</b>	<b>31.638</b> <b>113.6</b>	22.030 107.7	<b>1:17.515</b>	6	23.899 124.7	31.716 <b>113.6</b>	22.087 107.9	1:17.702	
<b>23</b>	<b>Duncan TAPPY</b>		<b>Fortec Motorsport</b>							
1	Out 79.0	37.833 71.7	24.362 107.4	1:31.381	6	<b>23.845</b> 126.1	31.754 113.4	<b>21.876</b> 107.9	<b>1:17.475</b>	
2	24.138 125.4	31.900 112.8	21.933 107.4	1:17.971	7	23.909 <b>126.4</b>	31.734 113.6	22.109 107.5	1:17.752	
3	26.287 111.5	36.961 97.5	23.395 107.7	1:26.643	8	23.858 125.9	31.780 113.2	21.908 107.9	1:17.546	
4	24.075 124.7	32.077 112.0	21.949 107.9	1:18.101	9	23.884 125.9	<b>31.711</b> <b>113.7</b>	22.041 <b>108.2</b>	1:17.636	
5	23.956 125.2	31.923 113.2	21.894 107.9	1:17.773	10					
<b>25</b>	<b>Daniel IVARSSON</b>		<b>Mark Burdett Motorsport</b>							
1	Out 77.0	42.105 92.1	28.753 86.4	1:46.365	7	24.420 124.7	46.849 80.8	24.651 107.0	1:35.920	
2	30.408 114.5	36.810 101.4	22.901 106.9	1:30.119	8	25.646 123.4	32.698 109.8	24.562 107.2	1:22.906	
3	24.718 124.0	33.167 110.6	22.606 107.2	1:20.491	9	24.442 <b>125.2</b>	33.812 109.3	22.820 107.2	1:21.074	
4	24.337 <b>125.2</b>	32.409 111.1	<b>22.279</b> 107.2	<b>1:19.025</b>	10	24.471 122.9	32.709 110.7	22.301 107.2	1:19.481	
5	24.414 124.7	32.807 <b>111.5</b>	22.380 <b>107.7</b>	1:19.601	11	24.612 123.1	<b>32.317</b> 111.1	22.339 106.7	1:19.268	
6	<b>24.315</b> 123.4	32.618 109.7	22.437 107.0	1:19.370	12					
<b>26</b>	<b>Sho HANAWA</b>		<b>Mark Burdett Motorsport</b>							
1	Out 45.0	52.295 61.5	28.654 102.3	1:59.466	7	<b>24.088</b> 124.3	32.161 110.2	22.316 106.7	1:18.565	
2	28.415 91.2	37.688 93.9	23.512 106.2	1:29.615	8	31.006 73.5	48.105 68.7	29.327 85.8	1:48.438	
3	24.891 124.0	32.944 109.3	22.295 107.2	1:20.130	9	26.981 122.9	32.629 110.0	22.324 <b>107.7</b>	1:21.934	
4	24.404 124.0	32.530 110.6	22.083 107.4	1:19.017	10	25.425 123.1	32.670 110.7	22.241 107.2	1:20.336	
5	24.288 124.7	32.100 <b>111.7</b>	<b>22.053</b> 107.2	1:18.441	11	24.369 124.7	32.266 110.7	22.239 107.5	1:18.874	
6	24.132 <b>125.2</b>	<b>32.072</b> 110.6	22.123 107.2	<b>1:18.327</b>	12					
<b>32</b>	<b>David EPTON</b>		<b>Apotex Scorpio Motorsport</b>							
1	Out 102.9	36.390 84.2	24.479 105.5	1:30.304	6	24.203 123.4	32.048 111.8	22.211 <b>107.9</b>	1:18.462	
2	26.535 120.1	34.563 110.0	22.679 <b>107.9</b>	1:23.777	7	24.107 123.8	32.027 111.8	22.256 107.2	1:18.390	
3	<b>23.975</b> <b>125.2</b>	<b>31.999</b> 111.8	22.185 106.9	<b>1:18.159</b>	8	26.628 119.2	34.892 105.4	23.983 107.4	1:25.503	
4	25.230 121.6	34.333 107.5	23.020 107.2	1:22.583	9	24.213 123.6	32.000 111.8	22.293 107.5	1:18.506	
5	24.103 123.4	32.120 <b>112.0</b>	<b>22.157</b> 107.2	1:18.380	10					
<b>34</b>	<b>Adriano BUZAID</b>		<b>Eucatex</b>							
1	Out 73.3	39.620 110.6	31.314 90.6	1:47.063	5	<b>23.900</b> <b>125.2</b>	<b>31.860</b> <b>112.6</b>	22.328 107.9	1:18.088	
2	25.292 104.2	33.508 110.9	22.685 107.9	1:21.485	6	24.019 123.1	31.972 111.5	22.117 <b>108.1</b>	1:18.108	
3	24.032 125.0	32.014 112.4	22.149 107.9	1:18.195	7	24.324 123.6	32.135 112.0	25.178 107.4	1:21.637	
4	23.927 <b>125.2</b>	32.056 <b>112.6</b>	<b>21.960</b> 107.0	<b>1:17.943</b>	8	24.076 124.3	32.052 112.4	22.243 <b>108.1</b>	1:18.371	
<b>35</b>	<b>Kris LOANE</b>		<b>Manor Competition</b>							
1	25.574 122.2	33.021 108.6	23.193 106.5	1:21.788	8	24.091 <b>126.1</b>	<b>31.889</b> <b>112.6</b>	22.174 107.9	1:18.154	
2	24.428 124.0	32.193 111.7	22.087 107.4	1:18.708	9	24.044 124.7	34.385 80.3	26.206 108.1	1:24.635	
3	24.140 124.5	32.150 112.2	22.123 107.5	1:18.413	10	24.151 125.4	32.606 106.9	24.671 107.9	1:21.428	
4	24.131 125.4	32.153 112.0	22.178 <b>108.2</b>	1:18.462	11	24.146 125.4	32.295 110.0	22.361 <b>108.2</b>	1:18.802	
5	<b>24.019</b> 125.7	31.942 112.2	22.172 <b>108.2</b>	<b>1:18.133</b>	12	24.625 122.0	34.567 109.5	22.513 107.5	1:21.705	
6	28.616 98.0	36.652 106.5	23.808 107.9	1:29.076	13	24.236 125.0	32.185 112.0	22.385 107.9	1:18.806	
7	24.115 125.7	32.031 112.2	<b>22.075</b> <b>108.2</b>	1:18.221	14	24.206 125.2	32.086 111.3	22.472 107.5	1:18.764	

Croft  
Circuit Length = 2.1251 miles  
Start: 10:20 End: 10:41

Weather / Track : Bright / Dry

**Formula Renault UK with Michelin**  
**QUALIFYING - ROUND 7 - SPEED TRAPS**

SECTOR 1				SECTOR 2			FINISH LINE		
POS	NO	NAME	MPH	NO	NAME	MPH	NO	NAME	MPH
1	1	Ryuji YAMAMOTO	127.1	4	Riki CHRISTODOULOU	113.9	4	Riki CHRISTODOULOU	109.1
2	7	Chris HOLMES	126.9	2	Dean SMITH	113.7	3	Richard SINGLETON	108.6
3	2	Dean SMITH	126.6	23	Duncan TAPPY	113.7	1	Ryuji YAMAMOTO	108.4
4	6	Jeremy METCALFE	126.4	1	Ryuji YAMAMOTO	113.6	20	Will BRATT	108.2
5	23	Duncan TAPPY	126.4	20	Will BRATT	113.6	23	Duncan TAPPY	108.2
6	35	Kris LOANE	126.1	22	Alexander SIMS	113.6	35	Kris LOANE	108.2
7	4	Riki CHRISTODOULOU	125.9	5	Adam CHRISTODOULOU	113.4	2	Dean SMITH	108.1
8	5	Adam CHRISTODOULOU	125.9	3	Richard SINGLETON	113.0	5	Adam CHRISTODOULOU	108.1
9	8	Nathan CARATTI	125.9	7	Chris HOLMES	113.0	22	Alexander SIMS	108.1
10	22	Alexander SIMS	125.9	6	Jeremy METCALFE	112.8	34	Adriano BUZAI	108.1
11	20	Will BRATT	125.7	8	Nathan CARATTI	112.8	8	Nathan CARATTI	107.9
12	3	Richard SINGLETON	125.2	34	Adriano BUZAI	112.6	21	Ryan BORTHWICK	107.9
13	25	Daniel IVARSSON	125.2	35	Kris LOANE	112.6	32	David EPTON	107.9
14	26	Sho HANAWA	125.2	9	Jordan OAKES	112.2	9	Jordan OAKES	107.7
15	32	David EPTON	125.2	21	Ryan BORTHWICK	112.2	25	Daniel IVARSSON	107.7
16	34	Adriano BUZAI	125.2	32	David EPTON	112.0	26	Sho HANAWA	107.7
17	9	Jordan OAKES	125.0	26	Sho HANAWA	111.7	6	Jeremy METCALFE	107.5
18	21	Ryan BORTHWICK	125.0	25	Daniel IVARSSON	111.5	7	Chris HOLMES	107.2

Weather / Track : Bright / Dry

www.msttiming.com

Croft  
 Circuit Length = 2.1251 miles  
 Start: 10:20 End: 10:41

Printed - 10.43 Saturday, 02 June 2007

# Formula Renault UK with Michelin

## QUALIFYING - ROUND 7 - BEST SECTOR TIMES

SECTOR 1			SECTOR 2			SECTOR 3			IDEAL / BEST COMPARISON						
POS	NO	NAME	TIME	NO	NAME	TIME	NO	NAME	TIME	POS	NO	NAME	IDEAL	BEST	DIFF
1	20	BRATT	23.748	4	CHRISTODOULOU	31.537	2	SMITH	21.805	1	20	BRATT	1:17.150	1:17.176	0.026
2	2	SMITH	23.767	20	BRATT	31.588	20	BRATT	21.814	2	2	SMITH	1:17.204	1:17.363	0.159
3	22	SIMS	23.838	2	SMITH	31.632	23	TAPPY	21.876	3	4	CHRISTODOULOU	1:17.380	1:17.502	0.122
4	23	TAPPY	23.845	22	SIMS	31.638	5	CHRISTODOULOU	21.879	4	23	TAPPY	1:17.432	1:17.475	0.043
5	4	CHRISTODOULOU	23.875	3	SINGLETON	31.691	34	BUZOID	21.960	5	22	SIMS	1:17.491	1:17.515	0.024
6	5	CHRISTODOULOU	23.896	23	TAPPY	31.711	4	CHRISTODOULOU	21.968	6	5	CHRISTODOULOU	1:17.518	1:17.630	0.112
7	34	BUZOID	23.900	6	METCALFE	31.737	22	SIMS	22.015	7	34	BUZOID	1:17.720	1:17.943	0.223
8	7	HOLMES	23.938	5	CHRISTODOULOU	31.743	6	METCALFE	22.027	8	3	SINGLETON	1:17.744	1:17.744	0.000
9	8	CARATTI	23.941	8	CARATTI	31.809	1	YAMAMOTO	22.036	9	6	METCALFE	1:17.767	1:17.862	0.095
10	32	EPTON	23.975	34	BUZOID	31.860	8	CARATTI	22.045	10	8	CARATTI	1:17.795	1:17.996	0.201
11	3	SINGLETON	23.988	1	YAMAMOTO	31.866	26	HANAWA	22.053	11	1	YAMAMOTO	1:17.942	1:18.050	0.108
12	6	METCALFE	24.003	35	LOANE	31.889	3	SINGLETON	22.065	12	35	LOANE	1:17.983	1:18.133	0.150
13	9	OAKES	24.006	7	HOLMES	31.914	35	LOANE	22.075	13	7	HOLMES	1:18.042	1:18.042	0.000
14	35	LOANE	24.019	21	BORTHWICK	31.965	9	OAKES	22.154	14	32	EPTON	1:18.131	1:18.159	0.028
15	1	YAMAMOTO	24.040	32	EPTON	31.999	21	BORTHWICK	22.156	15	21	BORTHWICK	1:18.162	1:18.398	0.236
16	21	BORTHWICK	24.041	9	OAKES	32.044	32	EPTON	22.157	16	9	OAKES	1:18.204	1:18.488	0.284
17	26	HANAWA	24.088	26	HANAWA	32.072	7	HOLMES	22.190	17	26	HANAWA	1:18.213	1:18.327	0.114
18	25	IVARSSON	24.315	25	IVARSSON	32.317	25	IVARSSON	22.279	18	25	IVARSSON	1:18.911	1:19.025	0.114
												<b>Perfect Lap</b>	<b>1:17.090</b>		

Weather / Track : Bright / Dry


www.msttiming.com

Croft  
Circuit Length = 2.1251 miles  
Start: 10:20 End: 10:41

Printed - 10.43 Saturday, 02 June 2007

# Formula Renault UK with Michelin

## ROUND 7 - GRID

ROW 10	11 Alex MORGAN	1:19.025	25 Daniel IVARSSON
ROW 9	1:18.488 9 Jordan OAKES	1:18.398	21 Ryan BORTHWICK
ROW 8	1:18.327 26 Sho HANAWA	1:18.159	32 David EPTON
ROW 7	1:18.133 35 Kris LOANE	1:18.050	1 Ryuji YAMAMOTO
ROW 6	1:18.042 7 Chris HOLMES	1:17.996	8 Nathan CARATTI
ROW 5	1:17.943 34 Adriano BUZAID	1:17.862	6 Jeremy METCALFE
ROW 4	1:17.744 3 Richard SINGLETON	1:17.630	5 Adam CHRISTODOULOU
ROW 3	1:17.515 22 Alexander SIMS	1:17.502	4 Riki CHRISTODOULOU
ROW 2	1:17.475 23 Duncan TAPPY	1:17.363	2 Dean SMITH
ROW 1	1:17.176 20 Will BRATT		
<b>Pole</b>			
			


Weather / Track : Bright / Dry

Croft  
Circuit Length = 2.1251 miles

Clerk of Course :		Timekeeper :

# Formula Renault UK with Michelin

## ROUND 8 - GRID

ROW 10	11 Alex MORGAN	1:19.268	25 Daniel IVARSSON
ROW 9	1:18.521 9 Jordan OAKES	1:18.441	26 Sho HANAWA
ROW 8	1:18.405 21 Ryan BORTHWICK	1:18.380	32 David EPTON
ROW 7	1:18.360 7 Chris HOLMES	1:18.322	3 Richard SINGLETON
ROW 6	1:18.154 35 Kris LOANE	1:18.118	8 Nathan CARATTI
ROW 5	1:18.088 34 Adriano BUZAID	1:18.074	1 Ryuji YAMAMOTO
ROW 4	1:17.921 6 Jeremy METCALFE	1:17.712	5 Adam CHRISTODOULOU
ROW 3	1:17.617 22 Alexander SIMS	1:17.580	4 Riki CHRISTODOULOU
ROW 2	1:17.546 23 Duncan TAPPY	1:17.436	2 Dean SMITH
ROW 1	1:17.393 20 Will BRATT		
<b>Pole</b>			
			

Weather / Track : Cloudy / Dry

Croft  
Circuit Length = 2.1251 miles

Clerk of Course :		Timekeeper :

# Formula Renault UK with Michelin

## ROUND 7 - CLASSIFICATION

POS	NO	CL	NAME	NAT	ENTRY	LAPS	TIME	GAP	DIFF	MPH	BEST	ON
1	20		<b>Will BRATT</b>	GBR	Apotex Scorpio Motorsport	11	14:33.067			96.38	1:18.577	2
2	2		<b>Dean SMITH</b>	GBR	Fortec Motorsport	11	14:33.602	<b>0.535</b>	0.535	96.32	1:18.562	3
3	23		<b>Duncan TAPPY</b>	GBR	Fortec Motorsport	11	14:34.161	<b>1.094</b>	0.559	96.26	1:18.525	6
4	4	G	<b>Riki CHRISTODOULOU</b>	GBR	Fortec Motorsport	11	14:36.515	<b>3.448</b>	2.354	96.00	1:18.718	3
5	5	G	<b>Adam CHRISTODOULOU</b>	GBR	AKA Cobra	11	14:39.876	<b>6.809</b>	3.361	95.64	1:19.032	4
6	3	G	<b>Richard SINGLETON</b>	GBR	Manor Competition	11	14:44.405	<b>11.338</b>	4.529	95.15	1:19.008	6
7	8		<b>Nathan CARATTI</b>	AUS	AKA Cobra	11	14:52.002	<b>18.935</b>	7.597	94.34	1:19.585	10
8	7		<b>Chris HOLMES</b>	GBR	AKA Cobra	11	14:53.813	<b>20.746</b>	1.811	94.15	1:19.872	11
9	32		<b>David EPTON</b>	GBR	Apotex Scorpio Motorsport	11	14:54.369	<b>21.302</b>	0.556	94.09	1:19.890	9
10	21	G	<b>Ryan BORTHWICK</b>	GBR	Borthwick Motorsport	11	14:55.151	<b>22.084</b>	0.782	94.01	1:19.823	7
11	11		<b>Alex MORGAN</b>	GBR	Manor Competition	11	14:55.612	<b>22.545</b>	0.461	93.96	1:19.682	9
12	34		<b>Adriano BUZAID</b>	BRA	Eucatex	11	14:56.545	<b>23.478</b>	0.933	93.86	1:19.493	2
13	35	G	<b>Kris LOANE</b>	GBR	Manor Competition	11	14:57.137	<b>24.070</b>	0.592	93.80	1:19.687	4
14	25		<b>Daniel IVARSSON</b>	SWE	Mark Burdett Motorsport	11	14:59.396	<b>26.329</b>	2.259	93.56	1:20.117	4
15	9	G	<b>Jordan OAKES</b>	GBR	Eurotek Motorsport	11	15:16.191	<b>43.124</b>	16.795	91.85	1:19.180	7
NOT CLASSIFIED												
DQ	1		<b>Ryuji YAMAMOTO</b>	JPN	Fortec Motorsport	11	14:52.721			94.26	1:19.370	9
DQ	26	G	<b>Sho HANAWA</b>	JPN	Mark Burdett Motorsport	11	14:55.702			93.95	1:19.705	9
DNF	6		<b>Jeremy METCALFE</b>	GBR	AKA Cobra	4	5:26.141	<b>7 laps</b>	7 laps	93.82	1:19.175	2
DNF	22	G	<b>Alexander SIMS</b>	GBR	Manor Competition	2	2:48.660	<b>9 laps</b>	2 laps	90.71	1:20.070	2
FASTEST LAP												
	23		<b>Duncan TAPPY</b>	GBR	Fortec Motorsport	6	1:18.525			97.42 mph	156.79 kph	
	4	G	<b>Riki CHRISTODOULOU</b>	GBR	Fortec Motorsport	3	1:18.718			97.18 mph	156.40 kph	

Weather / Track : Cloudy / Dry

These results are provisional until the conclusion of any judicial and technical matters.

Croft  
Circuit Length = 2.1251 miles  
Start: 16:29 End: 16:46

Clerk of Course :		Timekeeper :
-------------------	--	--------------

# Formula Renault UK with Michelin

## ROUND 7 - SECTOR ANALYSIS

<b>1</b>	<b>Ryuji YAMAMOTO</b>				<b>Fortec Motorsport</b>										
1	123.1	33.106	109.7	22.847	105.0	1:30.723	7	<b>24.304</b>	<b>126.9</b>	33.576	110.6	22.578	106.7	1:20.458	
2	24.597	125.2	32.575	111.7	<b>22.486</b>	105.8	1:19.658	8	24.455	125.4	33.700	109.5	22.670	106.0	1:20.825
3	24.774	125.7	32.697	110.0	22.546	106.7	1:20.017	9	24.361	123.4	32.411	110.6	22.598	106.2	<b>1:19.370</b>
4	24.962	124.0	32.428	<b>112.2</b>	22.821	106.2	1:20.211	10	26.506	123.8	32.727	110.9	22.588	<b>107.4</b>	1:21.821
5	24.738	125.9	32.911	111.3	22.696	106.5	1:20.345	11	24.510	125.0	<b>32.408</b>	109.8	22.590	106.4	1:19.508
6	24.401	125.0	32.438	111.7	22.946	<b>107.4</b>	1:19.785	12							
<b>2</b>	<b>Dean SMITH</b>				<b>Fortec Motorsport</b>										
1	122.9	32.340	111.8	22.385	106.7	1:25.651	7	24.373	125.0	32.178	112.0	22.471	107.9	1:19.022	
2	24.291	124.0	32.220	111.7	22.317	106.5	1:18.828	8	24.125	125.4	32.128	112.2	22.382	108.1	1:18.635
3	24.212	124.3	32.127	111.7	<b>22.223</b>	106.9	<b>1:18.562</b>	9	<b>24.071</b>	126.1	32.201	112.6	22.565	<b>108.2</b>	1:18.837
4	24.292	124.5	<b>32.105</b>	111.8	22.355	107.2	1:18.752	10	24.208	125.4	32.202	<b>113.0</b>	22.471	107.9	1:18.881
5	24.234	124.3	32.120	112.2	22.369	107.5	1:18.723	11	24.213	125.7	32.271	112.2	1:41.611	0.8	1:18.967
6	24.165	125.0	32.120	112.0	22.459	107.5	1:18.744	12							
<b>3</b>	<b>Richard SINGLETON</b>				<b>Manor Competition</b>										
1	123.6	33.511	109.3	22.670	105.5	1:29.989	7	24.396	124.0	32.312	110.2	22.424	107.5	1:19.132	
2	24.521	124.0	32.245	110.4	22.351	107.0	1:19.117	8	24.494	123.4	32.410	110.4	22.412	<b>108.1</b>	1:19.316
3	25.602	<b>125.2</b>	32.470	109.1	22.977	104.4	1:21.049	9	<b>24.305</b>	124.7	32.285	110.7	22.608	107.9	1:19.198
4	24.901	125.0	32.400	110.4	22.577	106.0	1:19.878	10	24.340	124.7	32.448	110.6	22.409	107.4	1:19.197
5	24.701	124.3	<b>32.145</b>	<b>111.5</b>	22.380	107.4	1:19.226	11	24.417	124.7	32.367	110.0	1:41.902	0.8	1:19.295
6	24.417	124.5	32.249	110.6	<b>22.342</b>	107.7	<b>1:19.008</b>	12							
<b>4</b>	<b>Riki CHRISTODOULOU</b>				<b>Fortec Motorsport</b>										
1	125.7	32.533	111.7	22.682	107.0	1:26.926	7	<b>24.171</b>	125.7	32.178	111.1	22.418	107.9	1:18.767	
2	24.316	<b>125.9</b>	32.217	111.8	22.362	107.5	1:18.895	8	24.264	125.0	32.241	111.3	22.601	<b>108.1</b>	1:19.106
3	24.191	125.7	32.201	111.5	<b>22.326</b>	107.4	<b>1:18.718</b>	9	24.312	125.0	32.252	111.8	22.607	107.9	1:19.171
4	24.229	125.0	32.190	111.8	22.501	106.4	1:18.920	10	24.362	125.0	32.288	111.8	22.568	<b>108.1</b>	1:19.218
5	24.339	124.7	32.198	<b>112.2</b>	22.470	107.7	1:19.007	11	24.293	125.7	32.240	111.8	1:41.887	0.8	1:19.054
6	24.181	125.2	<b>32.108</b>	<b>112.2</b>	22.444	107.7	1:18.733	12							
<b>5</b>	<b>Adam CHRISTODOULOU</b>				<b>AKA Cobra</b>										
1	124.0	32.514	<b>111.8</b>	22.442	<b>107.0</b>	1:27.244	7	24.401	124.3	32.328	110.7	22.505	<b>107.0</b>	1:19.234	
2	24.464	<b>125.7</b>	32.274	110.9	<b>22.385</b>	106.9	1:19.123	8	24.382	124.3	32.425	110.7	22.556	106.7	1:19.363
3	24.367	124.7	<b>32.199</b>	111.1	22.520	105.5	1:19.086	9	<b>24.292</b>	124.0	32.408	110.6	22.549	106.5	1:19.249
4	24.419	123.8	32.205	111.7	22.408	106.9	<b>1:19.032</b>	10	24.436	124.5	32.411	111.1	22.636	<b>107.0</b>	1:19.483
5	24.402	124.3	32.425	111.7	22.470	106.2	1:19.297	11	24.376	124.0	32.489	111.1	1:42.300	0.8	1:19.374
6	24.449	124.0	32.405	111.3	22.537	106.5	1:19.391	12							
<b>6</b>	<b>Jeremy METCALFE</b>				<b>AKA Cobra</b>										
1	122.0	32.461	110.6	22.664	104.9	1:28.320	3	24.514	<b>124.7</b>	32.461	110.0	22.403	<b>106.7</b>	1:19.378	
2	24.520	124.5	<b>32.272</b>	<b>111.3</b>	<b>22.383</b>	106.4	<b>1:19.175</b>	4	<b>24.504</b>	<b>124.7</b>	32.342	110.4	22.422	106.5	1:19.268
<b>7</b>	<b>Chris HOLMES</b>				<b>AKA Cobra</b>										
1	122.7	33.858	109.3	23.004	105.2	1:31.128	7	<b>24.477</b>	123.4	32.697	<b>110.7</b>	22.846	<b>106.4</b>	1:20.020	
2	24.749	123.4	32.679	110.4	22.880	104.9	1:20.308	8	24.545	<b>124.5</b>	33.095	108.9	22.969	<b>106.4</b>	1:20.609
3	24.764	122.9	32.640	110.0	23.401	105.4	1:20.805	9	24.534	123.8	33.086	108.9	22.868	106.0	1:20.488
4	24.581	123.4	<b>32.608</b>	110.4	22.778	105.4	1:19.967	10	24.837	122.0	32.894	<b>110.7</b>	22.843	105.8	1:20.574
5	24.583	123.1	32.720	110.6	22.744	105.4	1:20.047	11	24.478	124.3	32.674	110.0	<b>1:43.687</b>	0.8	<b>1:19.872</b>
6	24.533	123.6	32.706	108.9	22.756	105.5	1:19.995	12							
<b>8</b>	<b>Nathan CARATTI</b>				<b>AKA Cobra</b>										
1	122.2	33.272	109.7	23.214	105.8	1:30.311	7	24.570	125.0	33.272	108.8	23.017	106.0	1:20.859	
2	24.654	124.5	32.476	<b>111.5</b>	22.512	106.0	1:19.642	8	<b>24.374</b>	125.0	33.360	107.4	22.833	106.4	1:20.567
3	24.980	<b>125.2</b>	33.742	106.5	22.897	104.9	1:21.619	9	24.416	124.3	33.203	110.2	22.528	106.7	1:20.147
4	24.722	123.6	32.549	110.2	22.547	106.2	1:19.818	10	24.617	124.3	32.522	110.4	<b>22.446</b>	<b>107.2</b>	<b>1:19.585</b>
5	24.589	123.6	32.774	109.7	22.740	106.9	1:20.103	11	24.504	124.5	32.575	110.4	1:42.158	0.8	1:19.715
6	24.449	124.5	<b>32.463</b>	110.4	22.724	107.0	1:19.636	12							
<b>9</b>	<b>Jordan OAKES</b>				<b>Eurotek Motorsport</b>										
1	105.8	33.639	106.2	22.804	106.4	1:34.691	7	24.369	124.5	32.343	111.1	22.468	<b>107.2</b>	<b>1:19.180</b>	
2	24.507	<b>125.2</b>	33.282	109.1	23.162	105.4	1:20.951	8	24.324	124.0	32.387	111.5	22.504	106.9	1:19.215

Croft  
Circuit Length = 2.1251 miles  
Start: 16:29 End: 16:51

Weather / Track : Cloudy / Dry

**Formula Renault UK with Michelin**  
**ROUND 7 - SECTOR ANALYSIS**

3	25.214	123.4	33.303	106.5	24.923	51.9	1:23.440	9	24.367	124.7	32.401	110.9	22.455	107.0	1:19.223	
4	47.072	123.4	32.342	111.1	<b>22.255</b>	107.0	1:41.669	10	<b>24.310</b>	124.0	32.344	110.7	22.555	<b>107.2</b>	1:19.209	
5	24.337	123.8	32.636	109.1	22.409	106.4	1:19.382	11	24.414	124.3	<b>32.341</b>	<b>111.8</b>	22.522	106.9	1:19.277	
6	24.327	123.6	32.978	106.7	22.649	106.9	1:19.954	12								
<b>11</b>	<b>Alex MORGAN</b>							<b>Manor Competition</b>								
1		123.4	33.618	108.2	23.319	105.5	1:33.339	7	<b>24.384</b>	<b>125.2</b>	32.635	110.0	23.126	106.4	1:20.145	
2	25.069	<b>125.2</b>	33.074	108.8	22.673	105.5	1:20.816	8	24.557	123.8	33.795	105.5	22.686	107.0	1:21.038	
3	24.790	122.2	32.707	109.8	<b>22.524</b>	106.5	1:20.021	9	24.513	123.6	<b>32.478</b>	<b>111.3</b>	22.691	107.0	<b>1:19.682</b>	
4	24.567	123.4	32.700	109.8	22.663	106.9	1:19.930	10	24.470	124.5	32.985	107.9	22.981	<b>107.9</b>	1:20.436	
5	24.531	123.8	32.559	110.4	22.678	106.9	1:19.768	11	24.820	124.5	32.635	110.9	1:44.950	0.8	1:20.047	
6	24.839	124.3	32.750	109.8	22.801	106.9	1:20.390	12								
<b>20</b>	<b>Will BRATT</b>							<b>Apotex Scorpio Motorsport</b>								
1		123.1	32.263	<b>111.5</b>	22.208	106.5	1:24.780	7	<b>24.179</b>	<b>124.0</b>	32.535	109.8	22.414	106.7	1:19.128	
2	24.358	123.6	<b>32.121</b>	<b>111.5</b>	<b>22.098</b>	106.9	<b>1:18.577</b>	8	24.375	123.6	32.186	110.9	22.401	106.9	1:18.962	
3	24.240	123.6	32.262	110.6	22.168	106.5	1:18.670	9	24.228	<b>124.0</b>	32.252	110.9	22.324	<b>107.0</b>	1:18.804	
4	24.338	<b>124.0</b>	32.243	110.6	22.189	106.7	1:18.770	10	24.211	123.6	32.186	111.3	22.515	<b>107.0</b>	1:18.912	
5	24.318	123.4	32.238	110.7	22.246	106.7	1:18.802	11	24.337	<b>124.0</b>	32.189	111.3	1:41.614	0.8	1:19.009	
6	24.232	<b>124.0</b>	32.254	110.4	22.167	106.9	1:18.653	12								
<b>21</b>	<b>Ryan BORTHWICK</b>							<b>Borthwick Motorsport</b>								
1		122.9	33.383	106.2	22.987	103.9	1:31.745	7	24.543	122.0	32.661	110.2	22.619	106.5	<b>1:19.823</b>	
2	24.875	122.9	32.567	<b>111.1</b>	22.515	105.2	1:19.957	8	24.762	124.0	34.140	108.2	22.741	106.2	1:21.643	
3	24.963	124.3	32.523	109.5	23.376	105.8	1:20.862	9	24.540	124.0	32.507	110.7	22.813	<b>106.7</b>	1:19.860	
4	24.803	123.6	32.745	109.7	<b>22.479</b>	106.2	1:20.027	10	<b>24.535</b>	124.5	33.024	110.4	23.053	<b>106.7</b>	1:20.612	
5	24.587	124.5	32.722	110.7	23.101	104.5	1:20.410	11	24.684	124.0	<b>32.463</b>	110.4	1:43.981	0.8	1:20.259	
6	24.594	<b>125.2</b>	32.617	110.0	22.742	105.5	1:19.953	12								
<b>22</b>	<b>Alexander SIMS</b>							<b>Manor Competition</b>								
1		124.0	<b>32.505</b>	<b>112.4</b>	23.524	<b>105.2</b>	1:28.590	2	<b>24.600</b>	<b>125.0</b>	32.514	110.2	<b>22.956</b>	104.7	<b>1:20.070</b>	
<b>23</b>	<b>Duncan TAPPY</b>							<b>Fortec Motorsport</b>								
1		124.0	32.407	111.7	22.398	106.4	1:26.307	7	24.093	<b>126.1</b>	32.256	111.1	22.496	<b>107.9</b>	1:18.845	
2	24.327	125.2	32.129	112.4	<b>22.323</b>	106.7	1:18.779	8	24.240	125.4	32.102	112.6	22.483	<b>107.9</b>	1:18.825	
3	24.128	<b>126.1</b>	32.210	112.2	22.358	107.0	1:18.696	9	24.251	125.2	32.099	<b>112.8</b>	22.553	107.7	1:18.903	
4	24.237	125.4	32.174	112.4	22.339	107.0	1:18.750	10	<b>24.080</b>	<b>126.1</b>	32.106	112.6	22.610	107.4	1:18.796	
5	24.142	125.7	32.144	112.6	22.461	107.2	1:18.747	11	24.263	125.9	32.181	111.7	1:41.657	0.8	1:18.988	
6	24.128	125.0	<b>32.015</b>	<b>112.8</b>	22.382	107.4	<b>1:18.525</b>	12								
<b>25</b>	<b>Daniel IVARSSON</b>							<b>Mark Burdett Motorsport</b>								
1		<b>123.6</b>	33.657	108.6	22.944	105.7	1:32.700	7	24.886	123.4	32.900	108.6	22.884	104.2	1:20.670	
2	25.583	123.4	33.553	108.9	23.455	105.2	1:22.591	8	24.740	<b>123.6</b>	33.079	109.1	22.723	<b>107.0</b>	1:20.542	
3	25.218	<b>123.6</b>	32.858	108.8	<b>22.536</b>	106.5	1:20.612	9	24.799	122.9	32.769	109.1	23.035	105.8	1:20.603	
4	24.754	123.1	<b>32.718</b>	<b>110.0</b>	22.645	105.8	<b>1:20.117</b>	10	24.777	123.1	32.838	109.7	22.760	106.7	1:20.375	
5	24.734	123.4	32.789	109.7	22.601	106.2	1:20.124	11	<b>24.733</b>	123.1	32.898	109.5	1:45.728	0.8	1:20.272	
6	24.834	123.1	33.102	108.4	22.854	106.4	1:20.790	12								
<b>26</b>	<b>Sho HANAWA</b>							<b>Mark Burdett Motorsport</b>								
1		122.9	33.325	110.0	23.171	105.0	1:32.143	7	24.611	124.0	32.763	109.7	22.856	107.2	1:20.230	
2	25.084	123.4	32.699	109.8	22.521	106.9	1:20.304	8	<b>24.513</b>	<b>125.0</b>	33.894	106.2	22.583	106.9	1:20.990	
3	25.161	123.8	32.667	<b>110.2</b>	22.817	107.0	1:20.645	9	24.514	124.0	32.574	109.1	22.617	106.9	<b>1:19.705</b>	
4	24.745	124.7	32.927	109.3	22.611	106.9	1:20.283	10	24.538	<b>125.0</b>	33.107	109.5	23.160	105.7	1:20.805	
5	24.761	123.6	32.617	109.3	22.916	104.2	1:20.294	11	24.642	123.8	<b>32.543</b>	109.5	23.120	<b>107.9</b>	1:20.305	
6	24.810	123.4	32.682	109.5	<b>22.506</b>	107.2	1:19.998	12								
<b>32</b>	<b>David EPTON</b>							<b>Apotex Scorpio Motorsport</b>								
1		123.8	33.375	109.5	23.436	106.5	1:31.812	7	24.605	123.6	32.745	109.7	22.805	106.2	1:20.155	
2	25.077	124.0	32.633	<b>110.6</b>	<b>22.544</b>	106.0	1:20.254	8	<b>24.380</b>	124.5	33.412	108.6	22.593	106.2	1:20.385	
3	25.258	123.6	32.693	108.8	22.838	106.0	1:20.789	9	24.617	123.1	32.602	110.4	22.671	<b>106.7</b>	<b>1:19.890</b>	
4	24.645	<b>125.4</b>	32.894	108.9	22.684	106.2	1:20.223	10	24.557	124.7	33.171	109.7	22.852	106.4	1:20.580	
5	24.579	123.4	<b>32.566</b>	110.0	23.032	104.9	1:20.177	11	24.555	123.6	32.646	<b>110.6</b>	1:43.770	0.8	1:19.967	
6	24.672	124.3	32.768	110.0	22.697	106.0	1:20.137	12								

Croft  
Circuit Length = 2.1251 miles  
Start: 16:29 End: 16:51

Weather / Track : Cloudy / Dry

**Formula Renault UK with Michelin**  
**ROUND 7 - SECTOR ANALYSIS**

<b>34</b>		<b>Adriano BUZAI</b>				<b>Eucatex</b>									
1		122.5	32.998	110.4	22.516	106.4	1:29.011	7	24.505	123.8	33.411	109.8	22.529	104.9	1:20.445
2	24.538	123.8	32.478	110.4	<b>22.477</b>	105.0	<b>1:19.493</b>	8	24.639	123.8	37.481	105.7	23.180	106.7	1:25.300
3	25.661	122.7	32.650	108.4	23.168	105.2	1:21.479	9	24.658	<b>124.0</b>	32.721	110.2	22.602	106.9	1:19.981
4	24.706	122.7	<b>32.401</b>	109.8	23.097	106.0	1:20.204	10	24.560	123.6	32.679	<b>110.6</b>	22.723	106.4	1:19.962
5	24.996	123.6	32.792	110.2	22.531	106.9	1:20.319	11	24.758	123.6	32.775	108.9	1:45.493	0.8	1:20.465
6	<b>24.485</b>	123.1	32.438	110.2	22.963	106.2	1:19.886	12							
<b>35</b>		<b>Kris LOANE</b>				<b>Manor Competition</b>									
1		120.7	33.234	107.9	23.539	106.2	1:33.942	7	24.510	125.0	32.570	110.0	22.886	107.5	1:19.966
2	25.030	125.4	33.176	110.6	22.910	105.5	1:21.116	8	24.622	<b>125.9</b>	33.876	105.0	23.376	<b>107.7</b>	1:21.874
3	24.734	123.8	33.145	108.2	<b>22.562</b>	106.5	1:20.441	9	24.524	124.7	32.656	110.9	22.879	107.4	1:20.059
4	<b>24.390</b>	125.0	<b>32.438</b>	110.7	22.859	107.0	<b>1:19.687</b>	10	24.393	125.7	32.731	110.7	22.956	107.2	1:20.080
5	24.491	124.7	32.462	<b>111.1</b>	22.828	106.9	1:19.781	11	24.543	124.7	32.688	110.4	1:50.003	0.8	1:20.312
6	24.510	125.7	32.498	<b>111.1</b>	22.871	107.5	1:19.879	12							

**Formula Renault UK with Michelin**  
**ROUND 7 - SPEED TRAPS**

SECTOR 1				SECTOR 2			FINISH LINE		
POS	NO	NAME	MPH	NO	NAME	MPH	NO	NAME	MPH
1	1	Ryuji YAMAMOTO	126.9	2	Dean SMITH	113.0	2	Dean SMITH	108.2
2	2	Dean SMITH	126.4	23	Duncan TAPPY	112.8	3	Richard SINGLETON	108.1
3	23	Duncan TAPPY	126.1	22	Alexander SIMS	112.4	4	Riki CHRISTODOULOU	108.1
4	4	Riki CHRISTODOULOU	125.9	1	Ryuji YAMAMOTO	112.2	11	Alex MORGAN	107.9
5	35	Kris LOANE	125.9	4	Riki CHRISTODOULOU	112.2	23	Duncan TAPPY	107.9
6	5	Adam CHRISTODOULOU	125.7	5	Adam CHRISTODOULOU	111.8	26	Sho HANAWA	107.9
7	32	David EPTON	125.4	9	Jordan OAKES	111.8	35	Kris LOANE	107.7
8	3	Richard SINGLETON	125.2	3	Richard SINGLETON	111.5	1	Ryuji YAMAMOTO	107.4
9	8	Nathan CARATTI	125.2	8	Nathan CARATTI	111.5	8	Nathan CARATTI	107.2
10	9	Jordan OAKES	125.2	20	Will BRATT	111.5	9	Jordan OAKES	107.2
11	11	Alex MORGAN	125.2	6	Jeremy METCALFE	111.3	34	Adriano BUZAID	107.2
12	21	Ryan BORTHWICK	125.2	11	Alex MORGAN	111.3	5	Adam CHRISTODOULOU	107.0
13	22	Alexander SIMS	125.0	21	Ryan BORTHWICK	111.1	20	Will BRATT	107.0
14	26	Sho HANAWA	125.0	35	Kris LOANE	111.1	25	Daniel IVARSSON	107.0
15	6	Jeremy METCALFE	124.7	7	Chris HOLMES	110.7	6	Jeremy METCALFE	106.7
16	7	Chris HOLMES	124.5	32	David EPTON	110.6	21	Ryan BORTHWICK	106.7
17	20	Will BRATT	124.0	34	Adriano BUZAID	110.6	32	David EPTON	106.7
18	34	Adriano BUZAID	124.0	26	Sho HANAWA	110.2	7	Chris HOLMES	106.4
19	25	Daniel IVARSSON	123.6	25	Daniel IVARSSON	110.0	22	Alexander SIMS	105.2

Weather / Track : Cloudy / Dry

www.msttiming.com

Croft  
 Circuit Length = 2.1251 miles  
 Start: 16:29 End: 16:51

Printed - 16.54 Saturday, 02 June 2007

# Formula Renault UK with Michelin

## ROUND 7 - BEST SECTOR TIMES

SECTOR 1			SECTOR 2			SECTOR 3			IDEAL / BEST COMPARISON						
POS	NO	NAME	TIME	NO	NAME	TIME	NO	NAME	TIME	POS	NO	NAME	IDEAL	BEST	DIFF
1	2	SMITH	24.071	23	TAPPY	32.015	20	BRATT	22.098	1	20	BRATT	1:18.398	1:18.577	0.179
2	23	TAPPY	24.080	2	SMITH	32.105	2	SMITH	22.223	2	2	SMITH	1:18.399	1:18.562	0.163
3	4	CHRISTODOULOU	24.171	4	CHRISTODOULOU	32.108	9	OAKES	22.255	3	23	TAPPY	1:18.418	1:18.525	0.107
4	20	BRATT	24.179	20	BRATT	32.121	23	TAPPY	22.323	4	4	CHRISTODOULOU	1:18.605	1:18.718	0.113
5	5	CHRISTODOULOU	24.292	3	SINGLETON	32.145	4	CHRISTODOULOU	22.326	5	3	SINGLETON	1:18.792	1:19.008	0.216
6	1	YAMAMOTO	24.304	5	CHRISTODOULOU	32.199	3	SINGLETON	22.342	6	5	CHRISTODOULOU	1:18.876	1:19.032	0.156
7	3	SINGLETON	24.305	6	METCALFE	32.272	6	METCALFE	22.383	7	9	OAKES	1:18.906	1:19.180	0.274
8	9	OAKES	24.310	9	OAKES	32.341	5	CHRISTODOULOU	22.385	8	6	METCALFE	1:19.159	1:19.175	0.016
9	8	CARATTI	24.374	34	BUZAID	32.401	8	CARATTI	22.446	9	1	YAMAMOTO	1:19.198	1:19.370	0.172
10	32	EPTON	24.380	1	YAMAMOTO	32.408	34	BUZAID	22.477	10	8	CARATTI	1:19.283	1:19.585	0.302
11	11	MORGAN	24.384	35	LOANE	32.438	21	BORTHWICK	22.479	11	34	BUZAID	1:19.363	1:19.493	0.130
12	35	LOANE	24.390	8	CARATTI	32.463	1	YAMAMOTO	22.486	12	11	MORGAN	1:19.386	1:19.682	0.296
13	7	HOLMES	24.477	21	BORTHWICK	32.463	26	HANAWA	22.506	13	35	LOANE	1:19.390	1:19.687	0.297
14	34	BUZAID	24.485	11	MORGAN	32.478	11	MORGAN	22.524	14	21	BORTHWICK	1:19.477	1:19.823	0.346
15	6	METCALFE	24.504	22	SIMS	32.505	25	IVARSSON	22.536	15	32	EPTON	1:19.490	1:19.890	0.400
16	26	HANAWA	24.513	26	HANAWA	32.543	32	EPTON	22.544	16	26	HANAWA	1:19.562	1:19.705	0.143
17	21	BORTHWICK	24.535	32	EPTON	32.566	35	LOANE	22.562	17	7	HOLMES	1:19.805	1:19.872	0.067
18	22	SIMS	24.600	7	HOLMES	32.608	7	HOLMES	22.720	18	25	IVARSSON	1:19.987	1:20.117	0.130
19	25	IVARSSON	24.733	25	IVARSSON	32.718	22	SIMS	22.956	19	22	SIMS	1:20.061	1:20.070	0.009
												<b>Perfect Lap</b>		<b>1:18.184</b>	

Weather / Track : Cloudy / Dry

www.msttiming.com

Croft  
Circuit Length = 2.1251 miles  
Start: 16:29 End: 16:51

Printed - 16.55 Saturday, 02 June 2007

# Formula Renault UK with Michelin

## ROUND 7 - LAP CHART

Lap 1			Lap 2			Lap 3			Lap 4			Lap 5		
No	Behind	Laptime	No	Behind	Laptime	No	Behind	Laptime	No	Behind	Laptime	No	Behind	Laptime
20		1:24.780	20		1:18.577	20		1:18.670	20		1:18.770	20		1:18.802
2	0.871	1:25.651	2	1.122	1:18.828	2	1.014	1:18.562	2	0.996	1:18.752	2	0.917	1:18.723
23	1.527	1:26.307	23	1.729	1:18.779	23	1.755	1:18.696	23	1.735	1:18.750	23	1.680	1:18.747
4	2.146	1:26.926	4	2.464	1:18.895	4	2.512	1:18.718	4	2.662	1:18.920	4	2.867	1:19.007
5	2.464	1:27.244	5	3.010	1:19.123	5	3.426	1:19.086	5	3.688	1:19.032	5	4.183	1:19.297
6	3.540	1:28.320	6	4.138	1:19.175	6	4.846	1:19.378	6	5.344	1:19.268	3	9.660	1:19.226
22	3.810	1:28.590	34	5.147	1:19.493	34	7.956	1:21.479	3	9.236	1:19.878	34	10.907	1:20.319
34	4.231	1:29.011	22	5.303	1:20.070	3	8.128	1:21.049	34	9.390	1:20.204	1	11.355	1:20.345
3	5.209	1:29.989	3	5.749	1:19.117	1	8.371	1:20.017	1	9.812	1:20.211	8	11.894	1:20.103
8	5.531	1:30.311	8	6.596	1:19.642	8	9.545	1:21.619	8	10.593	1:19.818	7	12.656	1:20.047
1	5.943	1:30.723	1	7.024	1:19.658	7	10.214	1:20.805	7	11.411	1:19.967	21	13.402	1:20.410
7	6.348	1:31.128	7	8.079	1:20.308	21	10.537	1:20.862	21	11.794	1:20.027	32	13.656	1:20.177
21	6.965	1:31.745	21	8.345	1:19.957	32	10.828	1:20.789	32	12.281	1:20.223	26	14.070	1:20.294
32	7.032	1:31.812	32	8.709	1:20.254	26	11.065	1:20.645	26	12.578	1:20.283	11	14.275	1:19.768
26	7.363	1:32.143	26	9.090	1:20.304	11	12.149	1:20.021	11	13.309	1:19.930	35	15.368	1:19.781
25	7.920	1:32.700	11	10.798	1:20.816	35	13.472	1:20.441	35	14.389	1:19.687	25	16.545	1:20.124
11	8.559	1:33.339	35	11.701	1:21.116	25	13.876	1:20.612	25	15.223	1:20.117	9	40.534	1:19.382
35	9.162	1:33.942	25	11.934	1:22.591	9	17.055	1:23.440	9	39.954	1:41.669			
9	9.911	1:34.691	9	12.285	1:20.951									

# Formula Renault UK with Michelin

## ROUND 7 - LAP CHART

Lap 6			Lap 7			Lap 8			Lap 9			Lap 10		
No	Behind	Laptime	No	Behind	Laptime	No	Behind	Laptime	No	Behind	Laptime	No	Behind	Laptime
20		1:18.653	20		1:19.128	20		1:18.962	20		1:18.804	20		1:18.912
2	1.008	1:18.744	2	0.902	1:19.022	2	0.575	1:18.635	2	0.608	1:18.837	2	0.577	1:18.881
23	1.552	1:18.525	23	1.269	1:18.845	23	1.132	1:18.825	23	1.231	1:18.903	23	1.115	1:18.796
4	2.947	1:18.733	4	2.586	1:18.767	4	2.730	1:19.106	4	3.097	1:19.171	4	3.403	1:19.218
5	4.921	1:19.391	5	5.027	1:19.234	5	5.428	1:19.363	5	5.873	1:19.249	5	6.444	1:19.483
3	10.015	1:19.008	3	10.019	1:19.132	3	10.373	1:19.316	3	10.767	1:19.198	3	11.052	1:19.197
34	12.140	1:19.886	34	13.457	1:20.445	1	15.680	1:20.825	1	16.246	1:19.370	8	18.229	1:19.585
1	12.487	1:19.785	1	13.817	1:20.458	8	16.213	1:20.567	8	17.556	1:20.147	1	19.155	1:21.821
8	12.877	1:19.636	8	14.608	1:20.859	7	16.537	1:20.609	7	18.221	1:20.488	7	19.883	1:20.574
7	13.998	1:19.995	7	14.890	1:20.020	32	17.590	1:20.385	32	18.676	1:19.890	32	20.344	1:20.580
21	14.702	1:19.953	21	15.397	1:19.823	21	18.078	1:21.643	21	19.134	1:19.860	21	20.834	1:20.612
32	15.140	1:20.137	32	16.167	1:20.155	26	18.545	1:20.990	26	19.446	1:19.705	26	21.339	1:20.805
26	15.415	1:19.998	26	16.517	1:20.230	11	19.105	1:21.038	11	19.983	1:19.682	11	21.507	1:20.436
11	16.012	1:20.390	11	17.029	1:20.145	34	19.795	1:25.300	34	20.972	1:19.981	34	22.022	1:19.962
35	16.594	1:19.879	35	17.432	1:19.966	35	20.344	1:21.874	35	21.599	1:20.059	35	22.767	1:20.080
25	18.682	1:20.790	25	20.224	1:20.670	25	21.804	1:20.542	25	23.603	1:20.603	25	25.066	1:20.375
9	41.835	1:19.954	9	41.887	1:19.180	9	42.140	1:19.215	9	42.559	1:19.223	9	42.856	1:19.209

**Formula Renault UK with Michelin**  
**ROUND 7 - LAP CHART**

Lap 11		
No	Behind	Laptime
20		1:19.009
2	0.535	1:18.967
23	1.094	1:18.988
4	3.448	1:19.054
5	6.809	1:19.374
3	11.338	1:19.295
8	18.935	1:19.715
1	19.654	1:19.508
7	20.746	1:19.872
32	21.302	1:19.967
21	22.084	1:20.259
11	22.545	1:20.047
26	22.635	1:20.305
34	23.478	1:20.465
35	24.070	1:20.312
25	26.329	1:20.272
9	43.124	1:19.277

# Formula Renault UK with Michelin

## ROUND 7 - POSITION CHART

No	Name	Laps Pos	Laps											
			1	2	3	4	5	6	7	8	9	10	11	
20	BRATT	1	20	20	20	20	20	20	20	20	20	20	20	20
2	SMITH	2	2	2	2	2	2	2	2	2	2	2	2	2
23	TAPPY	3	23	23	23	23	23	23	23	23	23	23	23	23
4	CHRISTODOULOU	4	4	4	4	4	4	4	4	4	4	4	4	4
5	CHRISTODOULOU	5	5	5	5	5	5	5	5	5	5	5	5	5
6	METCALFE	6	6	6	6	3	3	3	3	3	3	3	3	3
22	SIMS	7	22	34	34	3	34	34	34	1	1	8	8	
34	BUZAID	8	34	22	3	34	1	1	1	8	8	1	1	
3	SINGLETON	9	3	3	1	1	8	8	8	7	7	7	7	
8	CARATTI	10	8	8	8	8	7	7	7	32	32	32	32	
1	YAMAMOTO	11	1	1	7	7	21	21	21	21	21	21	21	
7	HOLMES	12	7	7	21	21	32	32	32	26	26	26	26	11
21	BORTHWICK	13	21	21	32	32	26	26	26	11	11	11	11	26
32	EPTON	14	32	32	26	26	11	11	11	34	34	34	34	34
26	HANAWA	15	26	26	11	11	35	35	35	35	35	35	35	35
25	IVARSSON	16	25	11	35	35	25	25	25	25	25	25	25	25
11	MORGAN	17	11	35	25	25	9	9	9	9	9	9	9	9
35	LOANE	18	35	25	9	9								
9	OAKES	19	9	9										

# Formula Renault UK with Michelin

## ROUND 8 - CLASSIFICATION

POS	NO	CL	NAME	NAT	ENTRY	LAPS	TIME	GAP	DIFF	MPH	BEST	ON
1	20		<b>Will BRATT</b>	GBR	Apotex Scorpio Motorsport	15	20:03.334			95.36	1:19.426	10
2	2		<b>Dean SMITH</b>	GBR	Fortec Motorsport	15	20:03.603	<b>0.269</b>	0.269	95.34	1:19.411	10
3	4	G	<b>Riki CHRISTODOULOU</b>	GBR	Fortec Motorsport	15	20:04.518	<b>1.184</b>	0.915	95.27	1:19.421	7
4	23		<b>Duncan TAPPY</b>	GBR	Fortec Motorsport	15	20:04.920	<b>1.586</b>	0.402	95.23	1:19.487	13
5	22	G	<b>Alexander SIMS</b>	GBR	Manor Competition	15	20:10.885	<b>7.551</b>	5.965	94.76	1:19.492	7
6	5	G	<b>Adam CHRISTODOULOU</b>	GBR	AKA Cobra	15	20:15.005	<b>11.671</b>	4.120	94.44	1:19.528	3
7	6		<b>Jeremy METCALFE</b>	GBR	AKA Cobra	15	20:16.096	<b>12.762</b>	1.091	94.36	1:19.721	2
8	3	G	<b>Richard SINGLETON</b>	GBR	Manor Competition	15	20:16.380	<b>13.046</b>	0.284	94.34	1:19.727	7
9	35	G	<b>Kris LOANE</b>	GBR	Manor Competition	15	20:16.903	<b>13.569</b>	0.523	94.30	1:19.690	7
10	7		<b>Chris HOLMES</b>	GBR	AKA Cobra	15	20:20.905	<b>17.571</b>	4.002	93.99	1:20.257	7
11	9	G	<b>Jordan OAKES</b>	GBR	Eurotek Motorsport	15	20:21.292	<b>17.958</b>	0.387	93.96	1:19.961	8
12	32		<b>David EPTON</b>	GBR	Apotex Scorpio Motorsport	15	20:22.710	<b>19.376</b>	1.418	93.85	1:20.286	9
13	8		<b>Nathan CARATTI</b>	AUS	AKA Cobra	15	20:22.818	<b>19.484</b>	0.108	93.84	1:19.930	10
14	26	G	<b>Sho HANAWA</b>	JPN	Mark Burdett Motorsport	15	20:23.345	<b>20.011</b>	0.527	93.80	1:19.837	10
15	11		<b>Alex MORGAN</b>	GBR	Manor Competition	15	20:26.405	<b>23.071</b>	3.060	93.57	1:20.100	8
16	25		<b>Daniel IVARSSON</b>	SWE	Mark Burdett Motorsport	15	20:28.881	<b>25.547</b>	2.476	93.38	1:20.211	15
NOT CLASSIFIED												
DNF	34		<b>Adriano BUZAID</b>	BRA	Eucatex	11	14:53.127	<b>4 laps</b>	4 laps	94.22	1:19.800	7
DNF	21	G	<b>Ryan BORTHWICK</b>	GBR	Borthwick Motorsport	6	8:19.566	<b>9 laps</b>	5 laps	91.88	1:20.251	3
FASTEST LAP												
	2		<b>Dean SMITH</b>	GBR	Fortec Motorsport	10	1:19.411		96.33 mph		155.04 kph	
	4	G	<b>Riki CHRISTODOULOU</b>	GBR	Fortec Motorsport	7	1:19.421		96.32 mph		155.02 kph	

Weather / Track : Bright / Dry

These results are provisional until the conclusion of any judicial and technical matters.

Croft  
Circuit Length = 2.1251 miles  
Start: 13:47 End: 14:08

Clerk of Course :

Timekeeper :

**Formula Renault UK with Michelin**  
**ROUND 8 - SECTOR ANALYSIS**

<b>2</b>	<b>Dean SMITH</b>				<b>Fortec Motorsport</b>										
1	123.4	32.836	110.4	22.772	106.2	1:28.043	9	24.402	124.7	32.563	111.3	22.741	107.5	1:19.706	
2	24.708	122.9	32.658	110.4	22.592	106.9	1:19.958	10	<b>24.295</b>	<b>126.1</b>	32.456	111.7	22.660	107.0	<b>1:19.411</b>
3	24.600	122.9	32.475	111.1	22.830	107.2	1:19.905	11	24.378	125.0	32.576	111.5	22.765	107.2	1:19.719
4	24.523	122.9	32.435	111.5	22.682	106.9	1:19.640	12	24.456	125.4	32.594	111.3	22.718	107.2	1:19.768
5	24.472	123.6	32.391	111.3	22.628	107.4	1:19.491	13	24.506	124.7	32.499	110.7	22.727	107.2	1:19.732
6	24.432	124.0	32.433	<b>111.8</b>	22.710	<b>107.7</b>	1:19.575	14	24.376	125.4	32.575	111.1	22.922	107.2	1:19.873
7	24.394	125.2	32.561	110.6	<b>22.581</b>	107.5	1:19.536	15	24.568	124.5	<b>32.382</b>	<b>111.8</b>	22.656	107.4	1:19.606
8	24.406	125.0	32.573	110.4	22.661	<b>107.7</b>	1:19.640	16							
<b>3</b>	<b>Richard SINGLETON</b>				<b>Manor Competition</b>										
1	122.5	33.515	108.9	23.972	105.7	1:32.761	9	24.591	124.7	32.593	<b>110.7</b>	22.695	<b>107.4</b>	1:19.879	
2	25.257	122.9	32.909	110.2	22.820	106.9	1:20.986	10	24.877	125.7	32.786	109.3	22.675	105.8	1:20.338
3	24.733	124.0	32.649	110.6	22.748	107.0	1:20.130	11	24.626	125.4	32.547	110.6	22.824	106.4	1:19.997
4	25.051	125.4	33.189	108.8	22.869	105.7	1:21.109	12	24.832	124.7	32.828	108.9	23.204	106.2	1:20.864
5	24.820	124.3	32.679	110.4	<b>22.521</b>	107.0	1:20.020	13	24.649	<b>125.9</b>	32.595	110.0	22.945	106.5	1:20.189
6	24.678	125.0	<b>32.527</b>	110.4	22.755	106.0	1:19.960	14	24.631	125.7	32.651	109.7	22.986	105.5	1:20.268
7	24.592	124.5	32.611	110.0	22.524	106.7	<b>1:19.727</b>	15	24.649	125.2	32.694	110.2	22.807	106.4	1:20.150
8	<b>24.491</b>	124.7	32.557	109.8	22.954	106.4	1:20.002	16							
<b>4</b>	<b>Riki CHRISTODOULOU</b>				<b>Fortec Motorsport</b>										
1	123.1	32.829	110.6	22.756	106.4	1:28.574	9	24.471	125.2	32.414	111.5	22.731	<b>107.4</b>	1:19.616	
2	24.585	125.0	32.615	111.1	22.697	<b>107.4</b>	1:19.897	10	24.478	<b>125.7</b>	32.519	111.3	22.799	<b>107.4</b>	1:19.796
3	24.482	123.6	32.719	110.7	22.711	107.2	1:19.912	11	24.368	125.4	32.466	111.3	22.853	106.9	1:19.687
4	24.607	124.3	32.445	111.3	22.677	<b>107.4</b>	1:19.729	12	24.527	125.2	32.505	111.3	22.674	<b>107.4</b>	1:19.706
5	24.432	125.0	32.430	<b>111.7</b>	22.820	106.2	1:19.682	13	24.459	125.2	32.456	110.9	22.770	<b>107.4</b>	1:19.685
6	24.496	124.7	32.410	111.1	<b>22.615</b>	<b>107.4</b>	1:19.521	14	24.426	125.2	32.526	111.5	22.801	106.9	1:19.753
7	<b>24.363</b>	125.2	<b>32.407</b>	110.9	22.651	107.2	<b>1:19.421</b>	15	24.543	124.7	32.473	111.1	22.848	106.0	1:19.864
8	24.431	124.5	32.568	110.6	22.676	107.2	1:19.675	16							
<b>5</b>	<b>Adam CHRISTODOULOU</b>				<b>AKA Cobra</b>										
1	124.0	33.828	106.2	23.266	105.5	1:30.740	9	24.546	123.8	32.530	111.3	<b>22.651</b>	<b>107.2</b>	1:19.727	
2	24.576	123.6	32.477	110.7	22.859	106.4	1:19.912	10	24.574	124.3	32.517	111.3	22.841	106.5	1:19.932
3	<b>24.402</b>	<b>125.0</b>	<b>32.421</b>	<b>111.5</b>	22.705	106.4	<b>1:19.528</b>	11	24.443	124.5	32.694	108.9	23.180	105.2	1:20.317
4	24.539	124.7	32.490	110.2	22.840	106.2	1:19.869	12	27.982	121.6	33.140	108.9	23.116	106.4	1:24.238
5	24.472	124.7	32.592	110.0	22.680	107.0	1:19.744	13	24.711	123.1	32.736	110.0	23.159	106.5	1:20.606
6	24.420	124.7	32.550	110.0	22.907	106.7	1:19.877	14	24.702	123.8	32.797	109.8	23.063	106.9	1:20.562
7	24.419	124.3	32.498	110.9	22.702	106.7	1:19.619	15	24.721	123.4	32.910	109.3	22.890	106.2	1:20.521
8	24.452	123.8	32.571	110.9	22.790	107.0	1:19.813	16							
<b>6</b>	<b>Jeremy METCALFE</b>				<b>AKA Cobra</b>										
1	123.1	33.464	108.4	23.522	106.0	1:31.097	9	24.717	123.1	32.776	109.7	22.868	105.7	1:20.361	
2	24.771	123.8	<b>32.527</b>	109.5	<b>22.423</b>	106.7	<b>1:19.721</b>	10	24.782	124.5	32.812	109.7	22.856	105.7	1:20.450
3	24.666	<b>125.2</b>	32.596	110.2	22.679	106.5	1:19.941	11	24.725	124.5	32.893	108.8	24.268	105.8	1:21.886
4	24.614	124.5	32.552	108.8	22.762	106.4	1:19.928	12	24.968	123.8	32.925	109.5	22.894	105.5	1:20.787
5	<b>24.544</b>	124.5	32.590	<b>110.6</b>	22.722	<b>106.9</b>	1:19.856	13	24.745	124.3	32.676	109.3	22.923	106.4	1:20.344
6	24.723	124.0	32.790	109.3	22.825	105.8	1:20.338	14	24.798	124.3	32.770	109.7	22.900	106.0	1:20.468
7	24.643	124.0	32.720	109.5	22.728	106.2	1:20.091	15	24.736	124.3	32.804	109.3	23.098	105.5	1:20.638
8	24.699	123.6	32.735	109.1	22.756	106.4	1:20.190	16							
<b>7</b>	<b>Chris HOLMES</b>				<b>AKA Cobra</b>										
1	123.6	33.536	109.7	23.887	105.4	1:33.027	9	24.675	123.1	32.786	110.4	<b>22.850</b>	<b>106.2</b>	1:20.311	
2	25.212	<b>125.0</b>	33.350	109.7	23.371	105.5	1:21.933	10	24.621	124.0	32.929	110.0	22.862	105.5	1:20.412
3	24.874	124.5	32.924	110.2	22.903	105.4	1:20.701	11	<b>24.573</b>	124.5	32.739	110.4	23.065	105.4	1:20.377
4	24.791	124.0	32.806	<b>110.6</b>	22.893	106.0	1:20.490	12	24.823	123.1					1:20.650
5	24.651	124.3	32.882	110.2	22.889	106.0	1:20.422	13							1:20.543
6	24.691	124.3	32.833	109.8	23.003	105.5	1:20.527	14							1:20.287
7	24.627	124.0	<b>32.653</b>	110.2	22.977	105.5	<b>1:20.257</b>	15							1:20.510
8	24.842	123.6	32.714	110.2	22.902	105.7	1:20.458	16							
<b>8</b>	<b>Nathan CARATTI</b>				<b>AKA Cobra</b>										
1	123.6	33.421	108.6	24.390	104.0	1:32.150	9	24.719	123.8	32.796	110.4	22.853	106.7	1:20.368	
2	25.009	124.7	32.722	110.6	22.776	106.5	1:20.507	10	24.529	124.3	<b>32.559</b>	<b>110.9</b>	22.842	106.2	<b>1:19.930</b>

Croft  
Circuit Length = 2.1251 miles  
Start: 13:47 End: 14:08

Weather / Track : Bright / Dry

# Formula Renault UK with Michelin

## ROUND 8 - SECTOR ANALYSIS

3	24.622	124.3	32.894	110.2	22.732	<b>106.9</b>	1:20.248	11	24.554	124.5	32.731	109.7	22.738	105.8	1:20.023
4	24.620	125.0	32.695	110.2	22.792	106.7	1:20.107	12	24.838	124.3	32.725	110.6	<b>22.607</b>	106.2	1:20.170
5	<b>24.493</b>	<b>125.2</b>	32.950	110.0	22.749	<b>106.9</b>	1:20.192	13	24.656	124.0	32.670	<b>110.9</b>	22.844	106.4	1:20.170
6	31.656	121.1	33.017	110.7	22.791	106.5	1:27.464	14	24.776	123.8	32.796	109.7	22.781	<b>106.9</b>	1:20.353
7	24.649	124.3	32.653	109.8	22.836	<b>106.9</b>	1:20.138	15	24.658	124.0	32.797	107.7	23.425	<b>106.9</b>	1:20.880
8	24.708	124.0	32.735	110.4	22.675	106.2	1:20.118	16							
<b>9</b>	<b>Jordan OAKES</b>							Eurotek Motorsport							
1	121.6		33.879	108.2	23.189	104.7	1:33.915	9	24.639	123.8	32.688	110.9	22.794	106.5	1:20.121
2	24.880	124.3	33.536	105.4	23.055	105.7	1:21.471	10	24.628	123.8	32.650	110.7	22.703	106.5	1:19.981
3	24.810	124.0	33.546	89.0	23.348	105.5	1:21.704	11	24.583	124.0	32.636	110.9	22.830	106.5	1:20.049
4	24.943	124.0	32.880	110.6	<b>22.651</b>	105.8	1:20.474	12	24.900	124.3	32.643	<b>111.3</b>	22.729	106.7	1:20.272
5	24.568	123.6	33.790	102.0	23.171	106.5	1:21.529	13	24.635	125.2	32.940	107.4	22.811	107.0	1:20.386
6	24.707	125.2	33.133	107.7	22.781	<b>107.4</b>	1:20.621	14	24.631	125.2	32.782	110.6	22.848	107.0	1:20.261
7	24.701	123.8	32.746	110.0	22.658	106.9	1:20.105	15	<b>24.487</b>	<b>125.9</b>	33.106	110.9	22.849	105.5	1:20.442
8	24.636	123.8	<b>32.536</b>	110.4	22.789	106.7	<b>1:19.961</b>	16							
<b>11</b>	<b>Alex MORGAN</b>							Manor Competition							
1	121.1		33.892	107.2	23.716	106.2	1:34.648	9	24.564	123.4	32.773	109.8	22.959	106.2	1:20.296
2	25.179	122.2	33.231	107.0	23.675	105.2	1:22.085	10	24.611	123.6	32.802	110.4	22.854	106.2	1:20.267
3	24.810	123.1	33.466	105.5	22.986	106.0	1:21.262	11	24.588	123.8	32.822	110.6	23.140	106.0	1:20.550
4	24.829	<b>124.3</b>	33.205	109.5	23.013	106.0	1:21.047	12	24.934	123.4	32.740	110.4	<b>22.752</b>	106.4	1:20.426
5	24.628	124.0	32.900	109.7	23.188	106.5	1:20.716	13	24.710	122.7	<b>32.704</b>	110.6	22.988	106.4	1:20.402
6	25.564	120.5	33.346	110.6	22.905	<b>107.2</b>	1:21.815	14	25.024	123.1	32.837	109.3	23.071	106.4	1:20.932
7	25.144	123.8	32.742	<b>110.7</b>	22.987	106.7	1:20.873	15	24.884	123.1	33.046	109.3	23.056	106.0	1:20.986
8	<b>24.532</b>	<b>124.3</b>	32.811	109.5	22.757	106.9	<b>1:20.100</b>	16							
<b>20</b>	<b>Will BRATT</b>							Apotex Scorpio Motorsport							
1	122.2		32.680	110.9	22.825	105.4	1:27.518	9	24.480	122.9	32.512	110.2	22.662	106.4	1:19.654
2	24.612	122.5	32.594	110.2	22.689	106.0	1:19.895	10	<b>24.460</b>	<b>123.8</b>	32.366	<b>111.1</b>	22.600	106.0	<b>1:19.426</b>
3	24.612	122.2	32.573	110.2	22.770	106.2	1:19.955	11	24.471	123.1	32.529	110.0	22.693	105.8	1:19.693
4	24.521	123.1	<b>32.366</b>	110.6	22.656	106.0	1:19.543	12	24.603	123.6	32.506	110.4	22.598	106.2	1:19.707
5	24.530	123.1	32.433	110.9	22.622	106.4	1:19.585	13	24.584	122.5	32.614	110.0	22.652	106.4	1:19.850
6	24.509	123.1	32.539	110.6	22.600	106.4	1:19.648	14	24.523	123.4	32.565	110.7	22.838	106.5	1:19.926
7	24.489	122.9	32.478	110.9	<b>22.592</b>	106.2	1:19.559	15	24.512	123.4	32.409	110.7	22.770	106.0	1:19.691
8	24.520	122.5	32.539	110.2	22.625	<b>106.7</b>	1:19.684	16							
<b>21</b>	<b>Ryan BORTHWICK</b>							Borthwick Motorsport							
1	122.0		34.315	83.7	24.133	104.7	1:34.522	4	25.875	121.6	33.318	<b>110.0</b>	22.761	106.0	1:21.954
2	24.806	<b>125.7</b>	33.274	106.4	23.312	103.6	1:21.392	5	<b>24.756</b>	123.8	32.932	106.5	22.909	105.5	1:20.597
3	24.778	124.0	<b>32.728</b>	109.5	<b>22.745</b>	106.0	<b>1:20.251</b>	6	24.870	124.5	33.088	107.5	22.892	<b>106.7</b>	1:20.850
<b>22</b>	<b>Alexander SIMS</b>							Manor Competition							
1	122.2		33.757	108.6	22.699	106.0	1:29.823	9	24.319	124.0	32.584	111.1	22.730	106.5	1:19.633
2	24.532	122.9	32.676	110.6	<b>22.564</b>	<b>106.7</b>	1:19.772	10	24.420	<b>124.7</b>	32.620	111.5	22.901	106.4	1:19.941
3	24.394	123.6	32.662	111.1	22.758	<b>106.7</b>	1:19.814	11	24.449	124.0	33.938	79.3	23.674	106.5	1:22.061
4	24.466	124.0	32.618	111.3	22.626	106.4	1:19.710	12	24.868	123.1	32.730	109.1	22.802	106.4	1:20.400
5	24.315	124.5	32.523	<b>111.7</b>	22.752	106.5	1:19.590	13	24.721	122.5	32.668	109.5	22.763	106.4	1:20.152
6	<b>24.239</b>	<b>124.7</b>	32.557	110.6	23.023	<b>106.7</b>	1:19.819	14	24.679	122.7	32.698	109.3	22.809	<b>106.7</b>	1:20.186
7	24.326	<b>124.7</b>	<b>32.496</b>	111.3	22.670	105.5	<b>1:19.492</b>	15	24.853	121.8	32.918	108.6	23.076	105.2	1:20.847
8	24.368	124.0	32.543	110.9	22.734	<b>106.7</b>	1:19.645	16							
<b>23</b>	<b>Duncan TAPPY</b>							Fortec Motorsport							
1	118.6		33.395	110.4	22.733	106.4	1:29.325	9	24.435	124.3	<b>32.425</b>	<b>112.0</b>	22.762	106.4	1:19.622
2	24.570	122.9	32.569	110.7	22.628	106.5	1:19.767	10	24.446	125.4	32.469	111.1	22.695	107.2	1:19.610
3	24.473	124.3	32.495	111.5	22.886	106.7	1:19.854	11	24.517	125.2	32.476	110.9	22.800	106.4	1:19.793
4	24.470	124.3	32.592	111.8	22.615	106.9	1:19.677	12	24.466	124.7	32.446	<b>112.0</b>	22.949	106.5	1:19.861
5	24.450	124.5	32.465	<b>112.0</b>	22.654	107.0	1:19.569	13	24.442	125.0	32.431	111.8	<b>22.614</b>	107.0	<b>1:19.487</b>
6	24.346	<b>125.9</b>	32.574	107.9	22.749	107.0	1:19.669	14	<b>24.270</b>	125.2	32.475	111.7	22.799	<b>107.5</b>	1:19.544
7	24.312	125.2	32.467	111.1	22.714	106.5	1:19.493	15	24.639	125.2	32.473	110.6	22.811	107.4	1:19.923
8	24.395	124.3	32.472	111.1	22.859	106.9	1:19.726	16							
<b>25</b>	<b>Daniel IVARSSON</b>							Mark Burdett Motorsport							
1	123.4		34.106	103.4	23.568	106.4	1:35.075	9	24.689	<b>123.6</b>	32.921	109.3	22.757	106.5	1:20.367

Croft  
Circuit Length = 2.1251 miles  
Start: 13:47 End: 14:08

Weather / Track : Bright / Dry

**Formula Renault UK with Michelin**  
**ROUND 8 - SECTOR ANALYSIS**

2	25.563	122.7	33.254	108.9	23.070	106.5	1:21.887	10	24.665	<b>123.6</b>	33.309	107.4	23.015	105.8	1:20.989
3	25.194	122.5	33.606	108.6	22.825	106.2	1:21.625	11	24.844	123.4	33.059	109.1	22.845	105.7	1:20.748
4	25.031	123.4	33.033	108.9	22.894	105.8	1:20.958	12	25.233	123.4	33.092	107.2	22.913	105.5	1:21.238
5	24.956	123.1	32.992	108.4	22.820	106.5	1:20.768	13	25.210	123.1	33.252	109.7	<b>22.655</b>	106.4	1:21.117
6	25.168	122.5	33.688	109.1	22.905	<b>106.7</b>	1:21.761	14	24.810	123.1	32.885	109.7	22.873	105.7	1:20.568
7	25.290	122.2	32.873	109.5	22.879	106.4	1:21.042	15	<b>24.664</b>	<b>123.6</b>	<b>32.766</b>	<b>110.2</b>	22.781	106.4	<b>1:20.211</b>
8	24.835	123.4	32.912	108.8	22.780	<b>106.7</b>	1:20.527	16							
<b>26</b>	<b>Sho HANAWA</b>							<b>Mark Burdett Motorsport</b>							
1		122.0	33.665	109.7	23.835	105.0	1:34.186	9	24.707	122.5	32.678	110.2	22.768	106.5	1:20.153
2	24.975	122.9	33.531	107.9	23.303	106.4	1:21.809	10	<b>24.562</b>	<b>124.3</b>	32.551	<b>110.9</b>	22.724	<b>107.0</b>	<b>1:19.837</b>
3	25.104	123.4	33.461	108.4	23.003	105.5	1:21.568	11	24.701	124.0	32.613	110.4	23.029	105.2	1:20.343
4	24.943	121.6	33.142	110.0	22.778	106.0	1:20.863	12	24.824	<b>124.3</b>	<b>32.455</b>	110.2	<b>22.688</b>	106.4	1:19.967
5	24.855	122.5	32.907	108.6	23.167	104.5	1:20.929	13	24.788	123.6	32.814	110.2	22.716	106.9	1:20.318
6	25.861	121.8	33.096	109.8	22.996	106.0	1:21.953	14	24.828	<b>124.3</b>	32.558	110.7	22.774	106.7	1:20.160
7	24.796	123.4	32.590	109.8	22.838	106.0	1:20.224	15	24.750	123.6	32.701	110.0	23.551	106.0	1:21.002
8	24.669	123.4	32.672	109.8	22.692	106.9	1:20.033	16							
<b>32</b>	<b>David EPTON</b>							<b>Apotex Scorpio Motorsport</b>							
1		122.2	33.484	109.7	23.393	105.7	1:33.355	9	24.618	122.5	32.794	109.7	22.874	<b>106.2</b>	<b>1:20.286</b>
2	25.303	122.2	33.290	109.5	<b>22.789</b>	105.8	1:21.382	10	24.635	123.4	32.847	<b>110.6</b>	22.894	105.7	1:20.376
3	24.793	122.9	32.734	109.7	22.790	106.0	1:20.317	11	<b>24.543</b>	122.2	32.802	109.1	23.040	105.4	1:20.385
4	24.679	122.9	32.760	109.8	22.975	106.0	1:20.414	12	24.758	122.5	32.772	109.7	22.808	106.0	1:20.338
5	24.748	<b>123.8</b>	32.822	<b>110.6</b>	22.804	<b>106.2</b>	1:20.374	13	24.741	122.9	32.829	110.0	22.985	106.0	1:20.555
6	24.724	123.6	32.811	109.7	22.892	105.8	1:20.427	14	24.788	122.7	32.794	109.3	23.058	105.8	1:20.640
7	24.739	123.1	<b>32.679</b>	110.2	22.908	106.0	1:20.326	15	25.088	119.2	34.323	105.8	23.626	102.5	1:23.037
8	24.772	122.7	32.881	109.5	22.845	<b>106.2</b>	1:20.498	16							
<b>34</b>	<b>Adriano BUZAID</b>							<b>Eucatex</b>							
1		123.8	33.569	108.1	23.637	105.2	1:31.701	7	<b>24.512</b>	124.7	32.635	110.0	22.653	107.0	<b>1:19.800</b>
2	24.877	123.1	32.829	109.8	22.696	106.2	1:20.402	8	24.550	124.0	32.697	110.0	22.797	107.0	1:20.044
3	24.711	123.4	32.693	110.4	22.766	106.5	1:20.170	9	24.546	124.5	32.610	110.4	22.883	107.0	1:20.039
4	24.739	123.6	32.706	110.6	<b>22.651</b>	106.5	1:20.096	10	24.822	125.0	32.743	<b>111.5</b>	22.737	107.2	1:20.302
5	24.581	123.8	32.669	110.7	22.669	<b>107.4</b>	1:19.919	11	24.643	<b>125.7</b>	32.868	108.8	23.228	105.2	1:20.739
6	24.593	124.0	<b>32.582</b>	110.6	22.740	107.2	1:19.915	12							
<b>35</b>	<b>Kris LOANE</b>							<b>Manor Competition</b>							
1		124.0	33.514	110.4	23.907	105.5	1:32.242	9	24.625	123.4	32.628	110.6	23.012	106.5	1:20.265
2	25.283	123.8	32.986	109.8	22.902	107.2	1:21.171	10	24.734	124.5	32.693	110.9	22.676	106.2	1:20.103
3	24.553	124.0	32.719	110.0	22.917	<b>107.5</b>	1:20.189	11	24.510	<b>125.2</b>	32.556	110.0	22.894	105.7	1:19.960
4	25.155	123.4	33.015	110.2	23.040	105.5	1:21.210	12	24.753	124.5	33.002	109.8	23.077	106.7	1:20.832
5	24.480	124.5	32.592	110.2	22.716	107.0	1:19.788	13	24.684	<b>125.2</b>	32.640	<b>111.1</b>	22.970	107.2	1:20.294
6	24.531	124.5	<b>32.524</b>	110.4	22.824	106.4	1:19.879	14	24.585	<b>125.2</b>	32.763	110.6	23.531	107.0	1:20.879
7	<b>24.460</b>	124.0	32.563	110.6	<b>22.667</b>	107.2	<b>1:19.690</b>	15	24.667	124.0	32.763	<b>111.1</b>	22.982	107.0	1:20.412
8	24.524	123.6	32.688	109.7	22.777	106.7	1:19.989	16							

**Formula Renault UK with Michelin**  
**ROUND 8 - SPEED TRAPS**

SECTOR 1				SECTOR 2			FINISH LINE			
POS	NO	NAME	MPH	NO	NAME	MPH	NO	NAME	MPH	
1	2	Dean SMITH	126.1	23	Duncan TAPPY	112.0	2	Dean SMITH	107.7	
2	3	Richard SINGLETON	125.9	2	Dean SMITH	111.8	23	Duncan TAPPY	107.5	
3	9	Jordan OAKES	125.9	4	Riki CHRISTODOULOU	111.7	35	Kris LOANE	107.5	
4	23	Duncan TAPPY	125.9	22	Alexander SIMS	111.7	3	Richard SINGLETON	107.4	
5	4	Riki CHRISTODOULOU	125.7	5	Adam CHRISTODOULOU	111.5	4	Riki CHRISTODOULOU	107.4	
6	21	Ryan BORTHWICK	125.7	34	Adriano BUZOID	111.5	9	Jordan OAKES	107.4	
7	34	Adriano BUZOID	125.7	9	Jordan OAKES	111.3	34	Adriano BUZOID	107.4	
8	6	Jeremy METCALFE	125.2	20	Will BRATT	111.1	5	Adam CHRISTODOULOU	107.2	
9	8	Nathan CARATTI	125.2	35	Kris LOANE	111.1	11	Alex MORGAN	107.2	
10	35	Kris LOANE	125.2	8	Nathan CARATTI	110.9	26	Sho HANAWA	107.0	
11	5	Adam CHRISTODOULOU	125.0	26	Sho HANAWA	110.9	6	Jeremy METCALFE	106.9	
12	7	Chris HOLMES	125.0	3	Richard SINGLETON	110.7	8	Nathan CARATTI	106.9	
13	22	Alexander SIMS	124.7	11	Alex MORGAN	110.7	20	Will BRATT	106.7	
14	11	Alex MORGAN	124.3	6	Jeremy METCALFE	110.6	21	Ryan BORTHWICK	106.7	
15	26	Sho HANAWA	124.3	7	Chris HOLMES	110.6	22	Alexander SIMS	106.7	
16	20	Will BRATT	123.8	32	David EPTON	110.6	25	Daniel IVARSSON	106.7	
17	32	David EPTON	123.8	25	Daniel IVARSSON	110.2	7	Chris HOLMES	106.2	
18	25	Daniel IVARSSON	123.6	21	Ryan BORTHWICK	110.0	32	David EPTON	106.2	

# Formula Renault UK with Michelin

## ROUND 8 - BEST SECTOR TIMES

SECTOR 1			SECTOR 2			SECTOR 3			IDEAL / BEST COMPARISON						
POS	NO	NAME	TIME	NO	NAME	TIME	NO	NAME	TIME	POS	NO	NAME	IDEAL	BEST	DIFF
1	22	SIMS	24.239	20	BRATT	32.366	6	METCALFE	22.423	1	2	SMITH	1:19.258	1:19.411	0.153
2	23	TAPPY	24.270	2	SMITH	32.382	3	SINGLETON	22.521	2	22	SIMS	1:19.299	1:19.492	0.193
3	2	SMITH	24.295	4	CHRISTODOULOU	32.407	22	SIMS	22.564	3	23	TAPPY	1:19.309	1:19.487	0.178
4	4	CHRISTODOULOU	24.363	5	CHRISTODOULOU	32.421	2	SMITH	22.581	4	4	CHRISTODOULOU	1:19.385	1:19.421	0.036
5	5	CHRISTODOULOU	24.402	23	TAPPY	32.425	20	BRATT	22.592	5	20	BRATT	1:19.418	1:19.426	0.008
6	20	BRATT	24.460	26	HANAWA	32.455	8	CARATTI	22.607	6	5	CHRISTODOULOU	1:19.474	1:19.528	0.054
7	35	LOANE	24.460	22	SIMS	32.496	23	TAPPY	22.614	7	6	METCALFE	1:19.494	1:19.721	0.227
8	9	OAKES	24.487	35	LOANE	32.524	4	CHRISTODOULOU	22.615	8	3	SINGLETON	1:19.539	1:19.727	0.188
9	3	SINGLETON	24.491	3	SINGLETON	32.527	5	CHRISTODOULOU	22.651	9	35	LOANE	1:19.651	1:19.690	0.039
10	8	CARATTI	24.493	6	METCALFE	32.527	9	OAKES	22.651	10	8	CARATTI	1:19.659	1:19.930	0.271
11	34	BUZAID	24.512	9	OAKES	32.536	34	BUZAID	22.651	11	9	OAKES	1:19.674	1:19.961	0.287
12	11	MORGAN	24.532	8	CARATTI	32.559	25	IVARSSON	22.655	12	26	HANAWA	1:19.705	1:19.837	0.132
13	32	EPTON	24.543	34	BUZAID	32.582	35	LOANE	22.667	13	34	BUZAID	1:19.745	1:19.800	0.055
14	6	METCALFE	24.544	7	HOLMES	32.653	26	HANAWA	22.688	14	11	MORGAN	1:19.988	1:20.100	0.112
15	26	HANAWA	24.562	32	EPTON	32.679	21	BORTHWICK	22.745	15	32	EPTON	1:20.011	1:20.286	0.275
16	7	HOLMES	24.573	11	MORGAN	32.704	11	MORGAN	22.752	16	7	HOLMES	1:20.076	1:20.257	0.181
17	25	IVARSSON	24.664	21	BORTHWICK	32.728	32	EPTON	22.789	17	25	IVARSSON	1:20.085	1:20.211	0.126
18	21	BORTHWICK	24.756	25	IVARSSON	32.766	7	HOLMES	22.850	18	21	BORTHWICK	1:20.229	1:20.251	0.022
												<b>Perfect Lap</b>	<b>1:19.028</b>		

# Formula Renault UK with Michelin

## ROUND 8 - LAP CHART

Lap 1			Lap 2			Lap 3			Lap 4			Lap 5		
No	Behind	Laptime	No	Behind	Laptime	No	Behind	Laptime	No	Behind	Laptime	No	Behind	Laptime
20		1:27.518	20		1:19.895	20		1:19.955	20		1:19.543	20		1:19.585
2	0.525	1:28.043	2	0.588	1:19.958	2	0.538	1:19.905	2	0.635	1:19.640	2	0.541	1:19.491
4	1.056	1:28.574	4	1.058	1:19.897	4	1.015	1:19.912	4	1.201	1:19.729	4	1.298	1:19.682
23	1.807	1:29.325	23	1.679	1:19.767	23	1.578	1:19.854	23	1.712	1:19.677	23	1.696	1:19.569
22	2.305	1:29.823	22	2.182	1:19.772	22	2.041	1:19.814	22	2.208	1:19.710	22	2.213	1:19.590
5	3.222	1:30.740	5	3.239	1:19.912	5	2.812	1:19.528	5	3.138	1:19.869	5	3.297	1:19.744
6	3.579	1:31.097	6	3.405	1:19.721	6	3.391	1:19.941	6	3.776	1:19.928	6	4.047	1:19.856
34	4.183	1:31.701	34	4.690	1:20.402	34	4.905	1:20.170	34	5.458	1:20.096	34	5.792	1:19.919
8	4.632	1:32.150	8	5.244	1:20.507	8	5.537	1:20.248	8	6.101	1:20.107	8	6.708	1:20.192
35	4.724	1:32.242	35	6.000	1:21.171	35	6.234	1:20.189	35	7.901	1:21.210	35	8.104	1:19.788
3	5.243	1:32.761	3	6.334	1:20.986	3	6.509	1:20.130	3	8.075	1:21.109	3	8.510	1:20.020
7	5.509	1:33.027	32	7.324	1:21.382	32	7.686	1:20.317	32	8.557	1:20.414	32	9.346	1:20.374
32	5.837	1:33.355	7	7.547	1:21.933	7	8.293	1:20.701	7	9.240	1:20.490	7	10.077	1:20.422
9	6.397	1:33.915	9	7.973	1:21.471	21	8.797	1:20.251	9	10.653	1:20.474	21	12.220	1:20.597
26	6.668	1:34.186	21	8.501	1:21.392	9	9.722	1:21.704	21	11.208	1:21.954	9	12.597	1:21.529
21	7.004	1:34.522	26	8.582	1:21.809	26	10.195	1:21.568	26	11.515	1:20.863	26	12.859	1:20.929
11	7.130	1:34.648	11	9.320	1:22.085	11	10.627	1:21.262	11	12.131	1:21.047	11	13.262	1:20.716
25	7.557	1:35.075	25	9.549	1:21.887	25	11.219	1:21.625	25	12.634	1:20.958	25	13.817	1:20.768

# Formula Renault UK with Michelin

## ROUND 8 - LAP CHART

Lap 6			Lap 7			Lap 8			Lap 9			Lap 10		
No	Behind	Laptime	No	Behind	Laptime	No	Behind	Laptime	No	Behind	Laptime	No	Behind	Laptime
20		1:19.648	20		1:19.559	20		1:19.684	20		1:19.654	20		1:19.426
2	0.468	1:19.575	2	0.445	1:19.536	2	0.401	1:19.640	2	0.453	1:19.706	2	0.438	1:19.411
4	1.171	1:19.521	4	1.033	1:19.421	4	1.024	1:19.675	4	0.986	1:19.616	4	1.356	1:19.796
23	1.717	1:19.669	23	1.651	1:19.493	23	1.693	1:19.726	23	1.661	1:19.622	23	1.845	1:19.610
22	2.384	1:19.819	22	2.317	1:19.492	22	2.278	1:19.645	22	2.257	1:19.633	22	2.772	1:19.941
5	3.526	1:19.877	5	3.586	1:19.619	5	3.715	1:19.813	5	3.788	1:19.727	5	4.294	1:19.932
6	4.737	1:20.338	6	5.269	1:20.091	6	5.775	1:20.190	6	6.482	1:20.361	6	7.506	1:20.450
34	6.059	1:19.915	34	6.300	1:19.800	34	6.660	1:20.044	34	7.045	1:20.039	34	7.921	1:20.302
35	8.335	1:19.879	35	8.466	1:19.690	35	8.771	1:19.989	35	9.382	1:20.265	35	10.059	1:20.103
3	8.822	1:19.960	3	8.990	1:19.727	3	9.308	1:20.002	3	9.533	1:19.879	3	10.445	1:20.338
32	10.125	1:20.427	32	10.892	1:20.326	32	11.706	1:20.498	32	12.338	1:20.286	32	13.288	1:20.376
7	10.956	1:20.527	7	11.654	1:20.257	7	12.428	1:20.458	7	13.085	1:20.311	7	14.071	1:20.412
21	13.422	1:20.850	9	14.116	1:20.105	9	14.393	1:19.961	9	14.860	1:20.121	9	15.415	1:19.981
9	13.570	1:20.621	8	15.103	1:20.138	8	15.537	1:20.118	8	16.251	1:20.368	8	16.755	1:19.930
8	14.524	1:27.464	26	15.829	1:20.224	26	16.178	1:20.033	26	16.677	1:20.153	26	17.088	1:19.837
26	15.164	1:21.953	11	16.743	1:20.873	11	17.159	1:20.100	11	17.801	1:20.296	11	18.642	1:20.267
11	15.429	1:21.815	25	17.413	1:21.042	25	18.256	1:20.527	25	18.969	1:20.367	25	20.532	1:20.989
25	15.930	1:21.761												

# Formula Renault UK with Michelin

## ROUND 8 - LAP CHART

Lap 11			Lap 12			Lap 13			Lap 14			Lap 15		
No	Behind	Laptime	No	Behind	Laptime	No	Behind	Laptime	No	Behind	Laptime	No	Behind	Laptime
20		1:19.693	20		1:19.707	20		1:19.850	20		1:19.926	20		1:19.691
2	0.464	1:19.719	2	0.525	1:19.768	2	0.407	1:19.732	2	0.354	1:19.873	2	0.269	1:19.606
4	1.350	1:19.687	4	1.349	1:19.706	4	1.184	1:19.685	4	1.011	1:19.753	4	1.184	1:19.864
23	1.945	1:19.793	23	2.099	1:19.861	23	1.736	1:19.487	23	1.354	1:19.544	23	1.586	1:19.923
5	4.918	1:20.317	22	5.833	1:20.400	22	6.135	1:20.152	22	6.395	1:20.186	22	7.551	1:20.847
22	5.140	1:22.061	5	9.449	1:24.238	5	10.205	1:20.606	5	10.841	1:20.562	5	11.671	1:20.521
34	8.967	1:20.739	6	10.779	1:20.787	6	11.273	1:20.344	6	11.815	1:20.468	6	12.762	1:20.638
6	9.699	1:21.886	35	11.451	1:20.832	35	11.895	1:20.294	3	12.587	1:20.268	3	13.046	1:20.150
35	10.326	1:19.960	3	11.906	1:20.864	3	12.245	1:20.189	35	12.848	1:20.879	35	13.569	1:20.412
3	10.749	1:19.997	32	14.611	1:20.338	32	15.316	1:20.555	32	16.030	1:20.640	7	17.571	1:20.510
32	13.980	1:20.385	7	15.698	1:20.650	7	16.391	1:20.543	7	16.752	1:20.287	9	17.958	1:20.442
7	14.755	1:20.377	9	16.336	1:20.272	9	16.872	1:20.386	9	17.207	1:20.261	32	19.376	1:23.037
9	15.771	1:20.049	8	17.548	1:20.170	8	17.868	1:20.170	8	18.295	1:20.353	8	19.484	1:20.880
8	17.085	1:20.023	26	17.998	1:19.967	26	18.466	1:20.318	26	18.700	1:20.160	26	20.011	1:21.002
26	17.738	1:20.343	11	20.218	1:20.426	11	20.770	1:20.402	11	21.776	1:20.932	11	23.071	1:20.986
11	19.499	1:20.550	25	23.118	1:21.238	25	24.385	1:21.117	25	25.027	1:20.568	25	25.547	1:20.211
25	21.587	1:20.748												

# Formula Renault UK with Michelin

## ROUND 8 - POSITION CHART

No	Name	Laps Pos	1	2	3	4	5	6	7	8	9	10	11	12	13	14	15
			20	BRATT	1	20	20	20	20	20	20	20	20	20	20	20	20
2	SMITH	2	2	2	2	2	2	2	2	2	2	2	2	2	2	2	2
4	CHRISTODOULOU	3	4	4	4	4	4	4	4	4	4	4	4	4	4	4	4
23	TAPPY	4	23	23	23	23	23	23	23	23	23	23	23	23	23	23	23
22	SIMS	5	22	22	22	22	22	22	22	22	22	22	5	22	22	22	22
5	CHRISTODOULOU	6	5	5	5	5	5	5	5	5	5	5	22	5	5	5	5
6	METCALFE	7	6	6	6	6	6	6	6	6	6	6	34	6	6	6	6
34	BUZAIID	8	34	34	34	34	34	34	34	34	34	34	6	35	35	3	3
8	CARATTI	9	8	8	8	8	8	35	35	35	35	35	35	3	3	35	35
35	LOANE	10	35	35	35	35	35	3	3	3	3	3	3	32	32	32	7
3	SINGLETON	11	3	3	3	3	3	32	32	32	32	32	32	7	7	7	9
7	HOLMES	12	7	32	32	32	32	7	7	7	7	7	7	9	9	9	32
32	EPTON	13	32	7	7	7	7	21	9	9	9	9	9	8	8	8	8
9	OAKES	14	9	9	21	9	21	9	8	8	8	8	8	26	26	26	26
26	HANAWA	15	26	21	9	21	9	8	26	26	26	26	26	11	11	11	11
21	BORTHWICK	16	21	26	26	26	26	26	11	11	11	11	11	25	25	25	25
11	MORGAN	17	11	11	11	11	11	11	25	25	25	25	25				
25	IVARSSON	18	25	25	25	25	25	25									