



GINETTA JUNIOR CHAMPIONSHIP

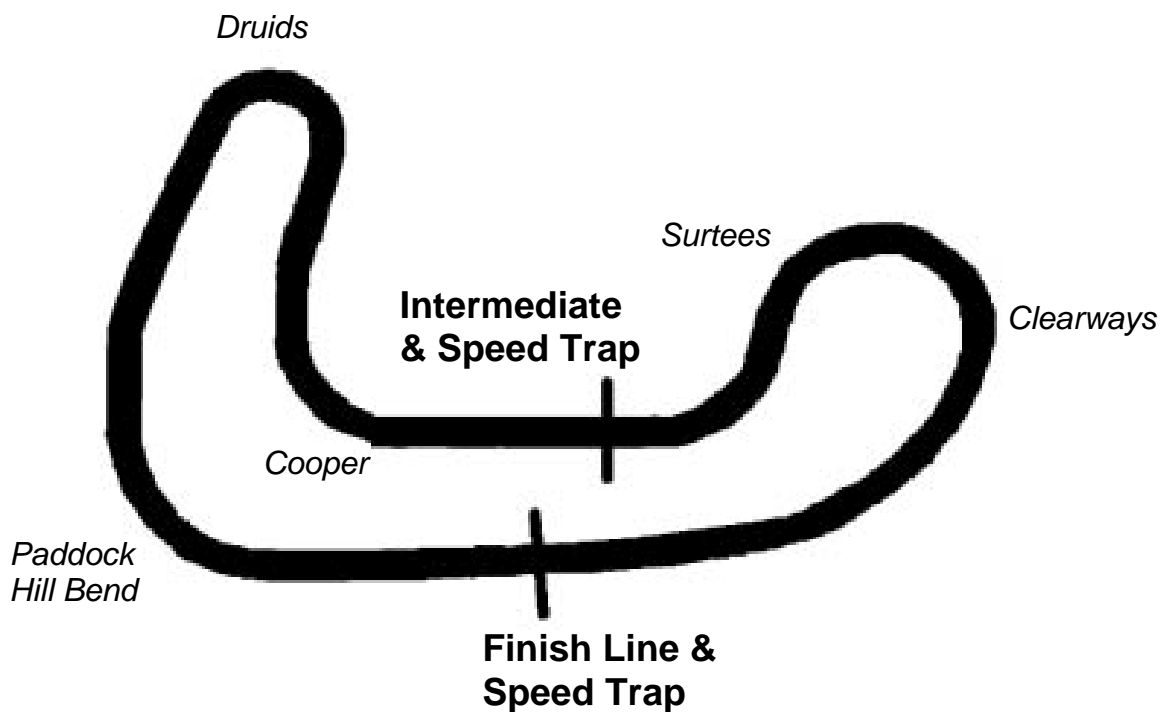
**Rounds 1 & 2
Brands Hatch Indy**

29th March / 30th March 2008



Results Provided by Timing Solutions Ltd
www.tsl-timing.com

BRANDS HATCH INDY



Circuit Length: 1.1986 miles / 1929.0 metres
Intermediate 1: 1112 metres
Pit In: 1669 metres
Pit Out: 91 metres after Finish Line

Ginetta Junior Championship

FREE PRACTICE - CLASSIFICATION

POS	NO	CL	NAME	ENTRY	TIME	ON	LAPS	GAP	DIFF	MPH
1	8		Dino ZAMPARELLI	Ginetta G20 Junior	1:00.582	14	14			71.22
2	66		Dominic PETTIT	Ginetta G20 Junior	1:00.589	14	15	0.007	0.007	71.21
3	6		Thomas CARNABY	Ginetta G20 Junior	1:00.871	12	14	0.289	0.282	70.88
4	15		Alice POWELL	Ginetta G20 Junior	1:00.936	14	15	0.354	0.065	70.81
5	28		George RICHARDSON	Ginetta G20 Junior	1:00.999	14	14	0.417	0.063	70.73
6	91		Fergus WALKINSHAW	Ginetta G20 Junior	1:01.573	14	14	0.991	0.574	70.08
7	52		Jay SOUTHERN	Ginetta G20 Junior	1:01.685	13	14	1.103	0.112	69.95
8	25		Aaron WILLIAMSON	Ginetta G20 Junior	1:01.776	11	12	1.194	0.091	69.84
9	7		Nick PONTING	Ginetta G20 Junior	1:01.940	11	14	1.358	0.164	69.66
10	86		Jake FARNDON	Ginetta G20 Junior	1:02.027	11	13	1.445	0.087	69.56
11	55		Josh HILL	Ginetta G20 Junior	1:02.336	14	14	1.754	0.309	69.22
12	60		Jake BATTY	Ginetta G20 Junior	1:02.860	11	11	2.278	0.524	68.64
13	72		Casey WATSON	Ginetta G20 Junior	1:02.955	12	14	2.373	0.095	68.54
14	29		Ashley CRAIG	Ginetta G20 Junior	1:02.987	13	13	2.405	0.032	68.50
15	24		Simon AUSTIN	Ginetta G20 Junior	1:03.145	10	14	2.563	0.158	68.33
16	70		Max McGUIRE	Ginetta G20 Junior	1:03.346	12	14	2.764	0.201	68.11
17	26		Sarah MOORE	Ginetta G20 Junior	1:03.566	10	10	2.984	0.220	67.88
18	23		Daniel LLOYD	Ginetta G20 Junior	1:04.066	11	12	3.484	0.500	67.35
19	33		Jake RATENBURY	Ginetta G20 Junior	1:04.579	8	11	3.997	0.513	66.81
20	27		Mia MORGAN	Ginetta G20 Junior	1:06.124	11	11	5.542	1.545	65.25
21	75		Oliver LLEWELLYN	Ginetta G20 Junior	1:06.579	6	10	5.997	0.455	64.81
22	51		Alex AUSTIN	Ginetta G20 Junior	1:15.517	2	2	14.935	8.938	57.14

Car 75 - Transponder not working

Weather / Track : Cloudy / Drying

These results are provisional until the conclusion of any judicial and technical matters.

Brands Indy

Circuit Length = 1.1986 miles

Start: 09:00 End: 09:16

Clerk of Course :		Timekeeper :
-------------------	--	--------------

Ginetta Junior Championship

FREE PRACTICE - SECTOR ANALYSIS

4	Paul MARSH	Ginetta G20 Junior									
6	Thomas CARNABY	Ginetta G20 Junior									
1-	Out	70.3	26.358	90.8	1:13.136	8-	36.870	74.6	25.240	92.3	1:02.110
2-	38.668	66.6	25.854	92.8	1:04.522	9-	37.037	73.8	24.807	93.1	1:01.844
3-	38.229	72.3	25.339	93.6	1:03.568	10-	36.512	75.1	24.647	92.8	1:01.159
4-	37.887	75.4	25.337	93.9	1:03.224	11-	36.672	74.0	24.877	93.2	1:01.549
5-	37.133	75.2	24.724	93.9	1:01.857	12-	36.174	75.7	24.697	93.6	1:00.871
6-	37.997	69.8	25.061	92.8	1:03.058	13-	36.339	75.7	24.954	94.7	1:01.293
7-	37.011	74.8	25.258	92.2	1:02.269	14-	36.607	74.6	24.593	93.5	1:01.200
7	Nick PONTING	Ginetta G20 Junior									
1-	Out	68.8	27.207	89.4	1:09.009	8-	37.341	73.8	25.412	92.9	1:02.753
2-	39.206	69.5	26.475	90.8	1:05.681	9-	39.056	73.5	25.363	94.4	1:04.419
3-	38.497	71.8	25.854	91.6	1:04.351	10-	37.309	74.3	25.165	93.7	1:02.474
4-	38.297	72.5	25.993	92.1	1:04.290	11-	37.060	73.7	24.880	93.9	1:01.940
5-	38.208	72.9	25.793	91.8	1:04.001	12-	36.906	73.9	26.484	93.2	1:03.390
6-	37.874	72.6	25.536	92.1	1:03.410	13-	38.569	73.3	25.507	92.9	1:04.076
7-	37.764	72.2	25.464	92.4	1:03.228	14-	37.018	73.5	25.194	93.3	1:02.212
8	Dino ZAMPARELLI	Ginetta G20 Junior									
1-	Out	72.0	25.762	91.9	1:13.048	8-	37.081	75.4	24.966	93.9	1:02.047
2-	40.718	66.8	26.446	92.6	1:07.164	9-	36.669	74.4	24.375	95.6	1:01.044
3-	38.727	74.4	25.156	94.5	1:03.883	10-	36.362	76.2	24.648	95.9	1:01.010
4-	38.140	75.1	25.120	92.1	1:03.260	11-	36.311	75.2	24.432	95.6	1:00.743
5-	40.403	71.2	25.403	93.7	1:05.806	12-	51.566	52.3	26.766	93.3	1:18.332
6-	37.451	73.8	25.050	93.5	1:02.501	13-	37.456	74.6	24.607	94.8	1:02.063
7-	37.324	73.6	24.754	94.7	1:02.078	14-	35.998	75.7	24.584	94.4	1:00.582
15	Alice POWELL	Ginetta G20 Junior									
1-	Out	71.9	26.130	90.4	1:08.812	9-	37.403	73.9	25.290	93.6	1:02.693
2-	38.959	72.5	25.259	93.9	1:04.218	10-	37.390	73.4	24.956	93.5	1:02.346
3-	38.756	74.1	25.326	92.6	1:04.082	11-	36.702	74.8	24.699	94.0	1:01.401
4-	37.537	72.8	25.553	91.9	1:03.090	12-	36.810	75.7	26.420	93.5	1:03.230
5-	37.743	74.2	25.056	92.7	1:02.799	13-	37.332	75.1	24.627	94.3	1:01.959
6-	37.098	74.9	25.181	93.9	1:02.279	14-	36.373	74.7	24.563	94.3	1:00.936
7-	37.491	74.8	25.203	93.5	1:02.694	15-	36.827	73.8	24.601	94.0	1:01.428
8-	37.005	75.1	24.856	94.3	1:01.861						
23	Daniel LLOYD	Ginetta G20 Junior									
1-	Out	65.9	27.946	87.7	1:11.835	7-	39.269	68.9	25.784	89.1	1:05.053
2-	42.465	67.9	27.069	89.8	1:09.534	8-	38.620	70.1	25.955	89.1	1:04.575
3-	39.923	69.7	26.722	89.4	1:06.645	9-	38.228	70.2	27.325	90.0	1:05.553
4-	40.088	62.2	27.248	88.9	1:07.336	10-	38.540	69.9	26.420	88.9	1:04.960
5-	38.931	69.8	25.993	88.7	1:04.924	11-	38.350	69.2	25.716	88.8	1:04.066
6-	40.169	67.7	26.567	89.5	1:06.736	12-	39.089	70.3	25.790	89.6	1:04.879
24	Simon AUSTIN	Ginetta G20 Junior									
1-	Out	68.0	29.216	88.9	1:16.602	8-	38.920	67.1	26.307	94.0	1:05.227
2-	41.676	70.8	27.029	91.2	1:08.705	9-	37.913	75.9	25.382	95.6	1:03.295
3-	40.778	60.7	26.794	90.4	1:07.572	10-	37.837	75.7	25.308	94.5	1:03.145
4-	39.758	71.9	26.277	93.5	1:06.035	11-	38.318	74.0	26.062	93.2	1:04.380
5-	38.842	75.1	25.954	93.7	1:04.796	12-	37.901	76.0	25.601	94.4	1:03.502
6-	39.220	74.2	25.847	92.9	1:05.067	13-	38.198	75.1	25.826	94.0	1:04.024
7-	39.533	75.7	26.547	93.5	1:06.080	14-	37.678	75.0	25.924	94.3	1:03.602
25	Aaron WILLIAMSON	Ginetta G20 Junior									
1-	Out	71.6	26.766	92.9	1:09.060	7-	37.528	74.7	24.682	94.8	1:02.210
2-	41.323	70.9	26.202	95.1	1:07.525	8-	37.277	75.9	25.021	95.3	1:02.298
3-	40.642	75.7	26.105	93.1	1:06.747	9-	37.339	73.3	26.082	94.5	1:03.421
4-	37.632	74.6	25.549	94.3	1:03.181	10-	36.395	75.4	42.917	92.2	1:19.312
5-	37.851	73.8	25.399	94.5	1:03.250	11-	36.938	74.8	24.838	95.7	1:01.776

Car 75 - Transponder not working

Weather / Track : Cloudy / Drying

Ginetta Junior Championship

FREE PRACTICE - SECTOR ANALYSIS

6 -	37.079	75.3	25.144	94.0	1:02.223	12 -	36.204	77.0	32.031	92.7	1:08.235
26	Sarah MOORE					Ginetta G20 Junior					
1 -	Out	67.2	27.973	86.5	1:10.414	6 -	38.828	68.3	26.106	86.9	1:04.934
2 -	41.946	66.6	27.003	85.9	1:08.949	7 -	38.827	68.8	26.172	89.5	1:04.999
3 -	39.292	69.9	26.634	87.0	1:05.926	8 -	38.715	71.0	25.729	89.0	1:04.444
4 -	39.741	69.0	26.104	87.6	1:05.845	9 -	38.382	70.1	26.025	89.7	1:04.407
5 -	38.791	69.3	26.237	86.9	1:05.028	10 -	38.111	72.0	25.455	89.6	1:03.566
27	Mia MORGAN					Ginetta G20 Junior					
1 -	Out	64.5	29.369	86.8	1:15.999	7 -	41.679	69.5	27.629	87.7	1:09.308
2 -	46.444	63.1	29.168	88.7	1:15.612	8 -	41.202	68.3	28.372	88.8	1:09.574
3 -	43.461	68.5	28.705	87.2	1:12.166	9 -	42.075	69.0	27.995	90.8	1:10.070
4 -	42.083	67.0	28.118	87.8	1:10.201	10 -	41.939	69.0	27.833	91.1	1:09.772
5 -	41.980	68.3	In		2:51.159P	11 -	39.554	70.3	26.570	88.1	1:06.124
6 -	Out	69.5	28.320	88.0	1:16.764						
28	George RICHARDSON					Ginetta G20 Junior					
1 -	Out	71.0	26.905	91.4	1:10.859	8 -	37.000	76.8	25.277	94.3	1:02.277
2 -	40.494	71.9	26.455	92.6	1:06.949	9 -	37.611	74.4	25.918	95.2	1:03.529
3 -	38.565	74.7	25.548	93.1	1:04.113	10 -	37.548	74.8	24.984	93.6	1:02.532
4 -	37.209	75.7	26.182	93.5	1:03.391	11 -	36.914	75.6	24.872	94.0	1:01.786
5 -	37.209	76.1	25.942	93.1	1:03.151	12 -	37.102	75.1	25.007	94.4	1:02.109
6 -	36.890	75.8	25.012	94.1	1:01.902	13 -	36.357	75.8	24.890	94.4	1:01.247
7 -	36.726	74.8	25.007	94.3	1:01.733	14 -	36.338	75.3	24.661	95.1	1:00.999
29	Ashley CRAIG					Ginetta G20 Junior					
1 -	Out	67.4	28.390	89.2	1:15.150	8 -	38.757	74.1	25.845	94.0	1:04.602
2 -	42.200	70.3	27.458	90.4	1:09.658	9 -	38.755	74.1	25.883	93.1	1:04.638
3 -	40.117	71.9	26.963	91.6	1:07.080	10 -	38.147	75.0	25.470	94.0	1:03.617
4 -	40.545	73.3	26.154	92.8	1:06.699	11 -	38.629	74.7	25.674	94.0	1:04.303
5 -	38.523	73.5	26.108	91.9	1:04.631	12 -	37.935	74.7	25.559	94.4	1:03.494
6 -	39.545	73.8	26.021	93.2	1:05.566	13 -	37.671	74.2	25.316	94.0	1:02.987
7 -	38.354	74.2	25.844	93.7	1:04.198						
33	Jake RATENBURY					Ginetta G20 Junior					
1 -	Out	53.6	29.822	88.4	1:17.298	7 -	1:10.691	58.6	26.290	94.1	1:36.981
2 -	59.591	64.5	26.909	92.4	1:26.500	8 -	38.635	74.0	25.944	94.7	1:04.579
3 -	40.873	73.7	26.425	92.9	1:07.298	9 -	41.323	64.2	26.870	94.3	1:08.193
4 -	39.411	73.9	26.450	93.6	1:05.861	10 -	40.495	61.5	In		1:46.800P
5 -	39.150	74.2	In		2:34.962P	11 -	Out	73.7	32.602	82.1	1:11.776
6 -	Out	74.2	26.057	93.3	1:06.909						
51	Alex AUSTIN					Ginetta G20 Junior					
1 -	Out	66.0	30.174	87.4	1:18.248	2 -	44.094	66.7	31.423	51.0	1:15.517
52	Jay SOUTHERN					Ginetta G20 Junior					
1 -	Out	70.3	26.894	90.3	1:08.990	8 -	37.847	74.1	36.716	92.8	1:14.563
2 -	39.455	72.5	26.370	92.4	1:05.825	9 -	38.372	74.0	25.894	94.4	1:04.266
3 -	38.619	73.5	26.219	92.6	1:04.838	10 -	37.371	74.5	25.885	93.9	1:03.256
4 -	47.127	66.8	25.389	92.9	1:12.516	11 -	49.751	47.2	26.261	94.3	1:16.012
5 -	37.542	74.6	25.447	93.5	1:02.989	12 -	37.251	75.2	25.023	94.8	1:02.274
6 -	37.177	75.0	25.211	94.0	1:02.388	13 -	36.656	75.0	25.029	95.3	1:01.685
7 -	47.929	63.4	25.812	92.8	1:13.741	14 -	36.867	75.1	25.233	94.3	1:02.100
55	Josh HILL					Ginetta G20 Junior					
1 -	Out	70.7	27.692	87.6	1:14.760	8 -	37.994	73.6	25.498	94.1	1:03.492
2 -	42.359	70.5	26.253	92.7	1:08.612	9 -	39.759	72.1	25.380	94.0	1:05.139
3 -	40.544	73.7	26.803	89.5	1:07.347	10 -	37.983	75.0	26.028	93.3	1:04.011
4 -	38.440	74.9	25.413	94.1	1:03.853	11 -	38.205	74.0	25.194	94.3	1:03.399
5 -	38.051	74.0	26.661	93.9	1:04.712	12 -	37.830	75.1	24.932	94.8	1:02.762
6 -	40.402	74.7	25.842	94.1	1:06.244	13 -	37.346	73.7	25.126	94.8	1:02.472
7 -	37.762	74.8	25.457	93.9	1:03.219	14 -	36.912	75.2	25.424	94.4	1:02.336

Car 75 - Transponder not working

Weather / Track : Cloudy / Drying

Ginetta Junior Championship

FREE PRACTICE - SECTOR ANALYSIS

60	Jake BATTY										Ginetta G20 Junior				
1-	Out	70.3	27.365	90.3	1:12.835	7-	38.631	73.9	25.519	88.9	1:04.150				
2-	41.257	71.2	26.285	92.3	1:07.542	8-	38.486	73.4	In		3:01.477P				
3-	39.365	72.9	25.841	92.8	1:05.206	9-	Out	65.5	28.399	84.0	1:16.439				
4-	38.517	73.7	25.446	93.2	1:03.963	10-	40.930	72.9	26.767	94.0	1:07.697				
5-	38.684	74.6	27.138	91.4	1:05.822	11-	37.644	74.0	25.216	94.8	1:02.860				
6-	38.764	73.4	25.786	93.1	1:04.550										
66	Dominic PETTIT										Ginetta G20 Junior				
1-	Out	71.9	26.892	91.6	1:08.721	9-	36.521	75.5	25.020	94.8	1:01.541				
2-	39.872	72.4	25.738	93.1	1:05.610	10-	36.468	75.1	25.437	93.7	1:01.905				
3-	37.835	74.5	25.189	93.5	1:03.024	11-	36.370	75.4	24.811	94.7	1:01.181				
4-	37.738	70.7	26.295	91.7	1:04.033	12-	36.128	75.7	25.235	95.2	1:01.363				
5-	36.987	74.5	25.139	93.7	1:02.126	13-	36.774	75.1	24.776	95.2	1:01.550				
6-	39.188	73.7	25.194	93.3	1:04.382	14-	35.961	75.3	24.628	95.9	1:00.589				
7-	37.056	74.3	25.229	94.7	1:02.285	15-	37.551	73.7	25.595	92.9	1:03.146				
8-	36.998	75.7	25.285	95.2	1:02.283										
70	Max McGUIRE										Ginetta G20 Junior				
1-	Out	70.6	27.815	91.7	1:09.968	8-	38.265	73.8	25.968	94.5	1:04.233				
2-	40.314	71.9	27.022	93.2	1:07.336	9-	38.092	73.7	25.963	95.2	1:04.055				
3-	39.949	73.6	25.831	93.9	1:05.780	10-	39.119	70.2	25.602	94.0	1:04.721				
4-	38.801	72.6	26.678	94.3	1:05.479	11-	37.838	74.2	25.597	94.7	1:03.435				
5-	38.592	74.0	25.854	93.9	1:04.446	12-	37.728	74.5	25.618	94.9	1:03.346				
6-	38.202	74.4	25.641	94.4	1:03.843	13-	38.883	72.2	25.780	94.8	1:04.663				
7-	38.080	73.6	25.645	94.3	1:03.725	14-	38.555	73.7	25.466	94.5	1:04.021				
72	Casey WATSON										Ginetta G20 Junior				
1-	Out	67.9	29.657	73.5	1:13.862	8-	39.343	74.6	25.504	92.8	1:04.847				
2-	42.156	69.7	27.491	91.4	1:09.647	9-	38.907	69.0	26.119	94.0	1:05.026				
3-	40.562	53.9	30.652	89.8	1:11.214	10-	38.108	73.9	25.519	92.9	1:03.627				
4-	39.124	72.7	27.133	81.2	1:06.257	11-	37.906	74.0	25.385	93.3	1:03.291				
5-	40.946	72.4	27.684	91.3	1:08.630	12-	37.790	74.3	25.165	94.3	1:02.955				
6-	38.752	73.3	26.109	91.2	1:04.861	13-	37.355	73.9	25.668	92.8	1:03.023				
7-	38.846	74.2	25.668	92.9	1:04.514	14-	37.721	73.3	25.346	93.2	1:03.067				
75	Oliver LLEWELLYN										Ginetta G20 Junior				
1-					1:09.557	6-					1:06.579				
2-					1:07.909	7-					2:26.834				
3-					1:09.008	8-					1:07.605				
4-					1:09.274	9-					1:07.219				
5-					1:07.932	10-					1:08.669				
86	Jake FARDON										Ginetta G20 Junior				
1-	Out	70.6	26.910	91.3	1:09.047	8-	38.012	74.8	25.654	95.6	1:03.666				
2-	39.703	73.2	25.857	92.6	1:05.560	9-	38.319	67.0	25.697	93.3	1:04.016				
3-	39.549	70.3	25.742	93.1	1:05.291	10-	37.735	74.6	24.818	94.4	1:02.553				
4-	37.974	74.2	25.517	93.7	1:03.491	11-	37.212	75.1	24.815	94.9	1:02.027				
5-	37.442	75.1	25.247	95.9	1:02.689	12-	37.349	75.1	24.859	96.0	1:02.208				
6-	38.158	73.3	25.078	94.1	1:03.236	13-	37.462	75.9	24.686	94.8	1:02.148				
7-	37.393	75.4	24.786	94.8	1:02.179										
91	Fergus WALKINSHAW										Ginetta G20 Junior				
1-	Out	70.6	26.445	90.0	1:11.604	8-	36.913	74.0	25.216	91.8	1:02.129				
2-	38.416	69.6	25.974	90.9	1:04.390	9-	36.834	73.9	24.829	92.8	1:01.663				
3-	38.012	72.9	25.238	92.1	1:03.250	10-	36.749	73.8	24.889	91.4	1:01.638				
4-	37.948	73.6	25.661	91.1	1:03.609	11-	37.494	73.9	24.837	92.8	1:02.331				
5-	37.117	73.7	24.880	91.2	1:01.997	12-	37.039	73.6	24.881	92.4	1:01.920				
6-	38.816	71.8	25.616	92.2	1:04.432	13-	36.768	73.5	27.831	91.2	1:04.599				
7-	37.581	73.7	25.087	92.2	1:02.668	14-	36.598	72.7	24.975	92.4	1:01.573				

Car 75 - Transponder not working

Weather / Track : Cloudy / Drying

Ginetta Junior Championship

FREE PRACTICE - SPEED TRAPS

SECTOR 1				SECTOR 2			FINISH LINE			
POS	NO	NAME	MPH	NO	NAME	MPH	NO	NAME	MPH	
1	25	Aaron WILLIAMSON	77.0				86	Jake FARNDON	96.0	
2	28	George RICHARDSON	76.8				8	Dino ZAMPARELLI	95.9	
3	8	Dino ZAMPARELLI	76.2				66	Dominic PETTIT	95.9	
4	24	Simon AUSTIN	76.0				25	Aaron WILLIAMSON	95.7	
5	86	Jake FARNDON	75.9				24	Simon AUSTIN	95.6	
6	6	Thomas CARNABY	75.7				52	Jay SOUTHERN	95.3	
7	15	Alice POWELL	75.7				28	George RICHARDSON	95.2	
8	66	Dominic PETTIT	75.7				70	Max McGUIRE	95.2	
9	52	Jay SOUTHERN	75.2				55	Josh HILL	94.8	
10	55	Josh HILL	75.2				60	Jake BATTY	94.8	
11	29	Ashley CRAIG	75.0				6	Thomas CARNABY	94.7	
12	60	Jake BATTY	74.6				33	Jake RATENBURY	94.7	
13	72	Casey WATSON	74.6				7	Nick PONTING	94.4	
14	70	Max McGUIRE	74.5				29	Ashley CRAIG	94.4	
15	7	Nick PONTING	74.3				15	Alice POWELL	94.3	
16	33	Jake RATENBURY	74.2				72	Casey WATSON	94.3	
17	91	Fergus WALKINSHAW	74.0				91	Fergus WALKINSHAW	92.8	
18	26	Sarah MOORE	72.0				27	Mia MORGAN	91.1	
19	23	Daniel LLOYD	70.3				23	Daniel LLOYD	90.0	
20	27	Mia MORGAN	70.3				26	Sarah MOORE	89.7	
21	51	Alex AUSTIN	66.7				51	Alex AUSTIN	87.4	
22										

Car 75 - Transponder not working

Weather / Track : Cloudy / Drying

www.tsl-timing.com

Brands Indy
Circuit Length = 1.1986 miles
Start: 09:00 End: 09:16

Printed - 09.17 Saturday, 29 March 2008

Ginetta Junior Championship

FREE PRACTICE - BEST SECTORS

SECTOR 1			SECTOR 2			IDEAL / BEST COMPARISON							
POS	NO	NAME	TIME	NO	NAME	TIME	POS	NO	NAME	IDEAL	BEST	DIFF	
1	66	PETTIT	35.961	8	ZAMPARELLI	24.375	1	8	ZAMPARELLI	1:00.373	1:00.582	0.209	
2	8	ZAMPARELLI	35.998	15	POWELL	24.563	2	66	PETTIT	1:00.589	1:00.589	0.000	
3	6	CARNABY	36.174	6	CARNABY	24.593	3	6	CARNABY	1:00.767	1:00.871	0.104	
4	25	WILLIAMSON	36.204	66	PETTIT	24.628	4	25	WILLIAMSON	1:00.886	1:01.776	0.890	
5	28	RICHARDSON	36.338	28	RICHARDSON	24.661	5	15	POWELL	1:00.936	1:00.936	0.000	
6	15	POWELL	36.373	25	WILLIAMSON	24.682	6	28	RICHARDSON	1:00.999	1:00.999	0.000	
7	91	WALKINSHAW	36.598	86	FARNDON	24.686	7	91	WALKINSHAW	1:01.427	1:01.573	0.146	
8	52	SOUTHERN	36.656	91	WALKINSHAW	24.829	8	86	FARNDON	1:01.441	1:02.027	0.586	
9	86	FARNDON	36.755	7	PONTING	24.880	9	52	SOUTHERN	1:01.679	1:01.685	0.006	
10	7	PONTING	36.906	55	HILL	24.932	10	7	PONTING	1:01.786	1:01.940	0.154	
11	55	HILL	36.912	52	SOUTHERN	25.023	11	55	HILL	1:01.844	1:02.336	0.492	
12	72	WATSON	37.355	72	WATSON	25.165	12	72	WATSON	1:02.520	1:02.955	0.435	
13	60	BATTY	37.644	60	BATTY	25.216	13	60	BATTY	1:02.860	1:02.860	0.000	
14	29	CRAIG	37.671	24	AUSTIN	25.308	14	24	AUSTIN	1:02.986	1:03.145	0.159	
15	24	AUSTIN	37.678	29	CRAIG	25.316	15	29	CRAIG	1:02.987	1:02.987	0.000	
16	70	McGUIRE	37.728	26	MOORE	25.455	16	70	McGUIRE	1:03.194	1:03.346	0.152	
17	23	LLOYD	37.882	70	McGUIRE	25.466	17	26	MOORE	1:03.566	1:03.566	0.000	
18	26	MOORE	38.111	23	LLOYD	25.716	18	23	LLOYD	1:03.598	1:04.066	0.468	
19	33	RATENBURY	38.635	33	RATENBURY	25.944	19	33	RATENBURY	1:04.579	1:04.579	0.000	
20	27	MORGAN	39.554	27	MORGAN	26.570	20	27	MORGAN	1:06.124	1:06.124	0.000	
21	51	AUSTIN	44.094	51	AUSTIN	30.174	21	51	AUSTIN	1:14.268	1:15.517	1.249	
22	75	LLEWELLYN		75	LLEWELLYN		22	75	LLEWELLYN	1:06.579	1:06.579	0.000	
										Perfect lap		1:00.336	

Car 75 - Transponder not working

Weather / Track : Cloudy / Drying

www.tsl-timing.com

Brands Indy
Circuit Length = 1.1986 miles
Start: 09:00 End: 09:16

Printed - 09.17 Saturday, 29 March 2008

Ginetta Junior Championship

QUALIFYING - ROUND 1 - CLASSIFICATION

POS	NO	CL	NAME	NAT	ENTRY	TIME	ON	LAPS	GAP	DIFF	MPH
1	28		George RICHARDSON	GBR	Ginetta G20 Junior	58.043	11	15			74.34
2	15		Alice POWELL	GBR	Ginetta G20 Junior	58.919	13	16	0.876	0.876	73.23
3	6		Thomas CARNABY	GBR	Ginetta G20 Junior	58.974	4	15	0.931	0.055	73.16
4	8		Dino ZAMPARELLI	GBR	Ginetta G20 Junior	59.026	4	15	0.983	0.052	73.10
5	66		Dominic PETTIT	GBR	Ginetta G20 Junior	59.072	15	15	1.029	0.046	73.04
6	55		Josh HILL	GBR	Ginetta G20 Junior	59.332	6	16	1.289	0.260	72.72
7	91		Fergus WALKINSHAW	GBR	Ginetta G20 Junior	59.529	3	16	1.486	0.197	72.48
8	7		Nick PONTING	GBR	Ginetta G20 Junior	59.707	4	16	1.664	0.178	72.27
9	25		Aaron WILLIAMSON	GBR	Ginetta G20 Junior	59.749	14	14	1.706	0.042	72.21
10	72		Casey WATSON	GBR	Ginetta G20 Junior	59.936	14	14	1.893	0.187	71.99
11	52		Jay SOUTHERN	GBR	Ginetta G20 Junior	59.955	13	15	1.912	0.019	71.97
12	29		Ashley CRAIG	GBR	Ginetta G20 Junior	1:00.015	13	14	1.972	0.060	71.89
13	60		Jake BATTY	GBR	Ginetta G20 Junior	1:00.326	10	14	2.283	0.311	71.52
14	23		Daniel LLOYD	GBR	Ginetta G20 Junior	1:00.389	3	15	2.346	0.063	71.45
15	70		Max McGUIRE	GBR	Ginetta G20 Junior	1:00.552	14	14	2.509	0.163	71.26
16	24		Simon AUSTIN	GBR	Ginetta G20 Junior	1:00.560	8	13	2.517	0.008	71.25
17	86		Jake FARNDON	GBR	Ginetta G20 Junior	1:00.738	2	4	2.695	0.178	71.04
18	26		Sarah MOORE	GBR	Ginetta G20 Junior	1:01.396	10	14	3.353	0.658	70.28
19	33		Jake RATENBURY	GBR	Ginetta G20 Junior	1:01.658	11	13	3.615	0.262	69.98
20	75		Oliver LLEWELLYN	GBR	Ginetta G20 Junior	1:01.898	8	14	3.855	0.240	69.71
21	51		Alex AUSTIN	GBR	Ginetta G20 Junior	1:02.389	12	12	4.346	0.491	69.16
22	27		Mia MORGAN	GBR	Ginetta G20 Junior	1:03.768	10	14	5.725	1.379	67.66

Weather / Track : Cloudy / Dry

These results are provisional until the conclusion of any judicial and technical matters.

Brands Indy
Circuit Length = 1.1986 miles
Start: 11:12 End: 11:32

Clerk of Course :	Timekeeper :
-------------------	--------------

Ginetta Junior Championship

QUALIFYING - ROUND 1 - SECTOR ANALYSIS

4	Paul MARSH		Ginetta G20 Junior								
6	Thomas CARNABY		Ginetta G20 Junior								
1-	Out	74.5	24.123	95.9	1:01.105	9-	35.973	76.9	24.449	94.0	1:00.422
2-	36.523	76.3	23.860	95.5	1:00.383	10-	35.378	76.6	23.994	95.5	59.372
3-	35.382	76.3	23.750	96.3	59.132	11-	35.353	76.9	23.808	96.6	59.161
4-	35.210	77.0	23.764	97.0	58.974	12-	35.528	77.5	24.839	95.9	1:00.367
5-	37.044	76.9	23.706	97.7	1:00.750	13-	35.542	76.7	23.872	96.3	59.414
6-	35.876	76.3	23.819	96.1	59.695	14-	35.151	77.6	23.855	94.3	59.006
7-			In		4:57.164P	15-	35.187	77.4	23.877	96.0	59.064
8-	Out	76.4	23.961	95.7	1:00.387						
7	Nick PONTING		Ginetta G20 Junior								
1-	Out	73.0	24.604	92.8	1:01.977	9-	36.727	72.7	24.527	94.5	1:01.254
2-	35.935	75.1	24.493	94.5	1:00.428	10-	35.769	76.3	24.140	94.9	59.909
3-	35.752	75.3	24.133	95.7	59.885	11-	35.662	76.4	24.126	94.9	59.788
4-	35.699	75.1	24.008	95.5	59.707	12-	35.654	75.7	24.111	95.6	59.765
5-	35.595	75.9	24.242	96.0	59.837	13-	35.759	75.7	24.057	95.6	59.816
6-	35.661	75.4	24.162	95.6	59.823	14-	36.115	75.4	24.854	95.9	1:00.969
7-			In		4:19.713P	15-	35.714	76.6	24.273	95.7	59.987
8-	Out	73.8	24.308	94.1	1:01.442	16-	37.107	73.1	24.486	94.0	1:01.593
8	Dino ZAMPARELLI		Ginetta G20 Junior								
1-	Out	55.0	27.164	94.1	1:11.635	9-	35.213	77.7	23.878	95.6	59.091
2-	35.690	75.1	24.471	94.7	1:00.161	10-	35.841	75.9	23.893	96.8	59.734
3-	35.641	75.2	24.163	96.4	59.804	11-	34.933	78.0	24.249	85.5	59.182
4-	35.051	75.7	23.975	96.8	59.026	12-	44.475	56.3	27.658	95.6	1:12.133
5-	35.261	76.3	26.393	87.3	1:01.654	13-	35.284	74.3	23.912	98.7	59.196
6-	35.717	76.0	24.203	94.7	59.920	14-	35.484	76.4	23.880	96.6	59.364
7-			In		4:18.804P	15-	36.221	72.5	24.242	90.3	1:00.463
8-	Out	44.6	26.558	95.5	1:10.712						
15	Alice POWELL		Ginetta G20 Junior								
1-	Out	74.2	24.437	93.5	1:03.152	9-	35.358	77.3	24.047	95.7	59.405
2-	35.883	74.9	24.665	95.3	1:00.548	10-	35.431	77.0	24.067	95.9	59.498
3-	35.938	75.0	24.179	96.1	1:00.117	11-	35.182	77.3	24.034	95.7	59.216
4-	35.700	74.8	24.135	96.4	59.835	12-	35.067	76.8	23.959	97.0	59.026
5-	35.032	76.1	23.965	96.7	58.997	13-	35.122	77.4	23.797	97.0	58.919
6-	35.164	76.0	24.072	96.3	59.236	14-	35.325	77.1	24.326	96.8	59.651
7-			In		4:19.269P	15-	35.180	77.9	24.443	95.5	59.623
8-	Out	74.3	24.317	95.7	1:02.602	16-	35.312	77.2	23.953	95.6	59.265
23	Daniel LLOYD		Ginetta G20 Junior								
1-	Out	67.4	27.144	92.4	1:06.746	9-	36.260	73.5	24.946	94.1	1:01.206
2-	37.023	73.5	24.789	93.9	1:01.812	10-	44.311	73.8	24.672	94.4	1:08.983
3-	36.107	73.9	24.282	95.3	1:00.389	11-	36.575	74.5	24.390	95.5	1:00.965
4-	36.063	73.0	24.520	94.5	1:00.583	12-	37.864	74.4	24.541	94.9	1:02.405
5-	36.237	74.3	24.631	94.1	1:00.868	13-	36.388	76.0	24.244	96.0	1:00.632
6-	36.912	75.3	25.293	94.9	1:02.205	14-	36.096	75.7	24.320	94.5	1:00.416
7-			In		4:07.754P	15-	36.096	74.9	24.402	94.4	1:00.498
8-	Out	75.6	24.310	95.2	1:01.129						
24	Simon AUSTIN		Ginetta G20 Junior								
1-	Out	76.1	24.932	95.7	1:03.975	8-	36.107	77.9	24.453	96.3	1:00.560
2-	36.368	77.5	42.198	93.2	1:18.566	9-	38.567	76.1	25.233	94.9	1:03.800
3-	36.656	75.6	24.885	96.7	1:01.541	10-	36.112	77.0	24.621	94.9	1:00.733
4-	36.261	76.3	24.649	96.6	1:00.910	11-	36.312	74.9	25.789	92.1	1:02.101
5-	36.553	75.6	24.890	96.4	1:01.443	12-	36.633	77.0	24.984	92.9	1:01.617
6-	36.285	76.6	In		5:03.559P	13-	36.544	76.3	25.651	90.6	1:02.195
7-	Out	77.3	24.463	96.4	1:01.118						

Brands Indy
Circuit Length = 1.1986 miles
Start: 11:12 End: 11:32

Weather / Track : Cloudy / Dry

Ginetta Junior Championship

QUALIFYING - ROUND 1 - SECTOR ANALYSIS

25	Aaron WILLIAMSON Ginetta G20 Junior										
1-	Out	73.9	27.148	92.8	1:05.241	8-	35.711	77.7	24.091	97.5	59.802
2-	36.415	75.7	26.234	94.4	1:02.649	9-	36.433	75.7	24.346	95.6	1:00.779
3-	45.090	74.3	24.737	97.0	1:09.827	10-	36.079	75.6	24.292	96.1	1:00.371
4-	36.600	75.1	24.554	96.8	1:01.154	11-	35.968	74.9	24.293	96.1	1:00.261
5-	35.982	76.6	27.404	93.5	1:03.386	12-	35.783	76.6	24.184	96.4	59.967
6-	36.046	76.9	In		5:17.387P	13-	35.735	75.8	24.191	95.9	59.926
7-	Out	76.0	24.372	96.0	1:05.178	14-	35.616	77.0	24.133	96.7	59.749
26	Sarah MOORE Ginetta G20 Junior										
1-	Out	68.8	26.653	90.6	1:07.222	8-	38.546	71.5	25.246	89.5	1:03.792
2-	39.697	72.0	25.875	91.1	1:05.572	9-	37.062	72.1	25.017	90.7	1:02.079
3-	38.559	70.5	25.168	91.1	1:03.727	10-	36.688	74.2	24.708	91.8	1:01.396
4-	37.670	71.6	25.259	92.2	1:02.929	11-	37.886	72.8	25.826	91.2	1:03.712
5-	37.695	70.4	25.370	90.3	1:03.065	12-	37.153	73.3	25.065	92.7	1:02.218
6-	37.633	70.3	In		4:58.281P	13-	36.690	73.7	24.818	91.3	1:01.508
7-	Out	72.0	25.401	90.0	1:04.283	14-	37.527	64.2	25.475	90.6	1:03.002
27	Mia MORGAN Ginetta G20 Junior										
1-	Out	68.7	27.107	89.8	1:07.608	8-	38.679	72.9	27.010	89.5	1:05.689
2-	40.111	69.7	26.848	91.3	1:06.959	9-	39.223	72.2	26.356	91.7	1:05.579
3-	41.002	70.6	27.735	91.6	1:08.737	10-	38.078	72.2	25.690	91.7	1:03.768
4-	39.733	70.7	26.236	92.3	1:05.969	11-	40.840	70.4	27.473	91.8	1:08.313
5-	39.704	71.6	26.709	91.1	1:06.413	12-	38.388	73.3	25.418	93.3	1:03.806
6-			In		4:22.581P	13-	39.307	72.7	26.871	91.8	1:06.178
7-	Out	70.6	26.428	90.9	1:07.499	14-	38.159	71.0	26.636	90.6	1:04.795
28	George RICHARDSON Ginetta G20 Junior										
1-	Out	75.4	24.530	94.4	1:01.705	9-	35.125	77.2	23.823	96.6	58.948
2-	35.743	76.3	24.078	95.5	59.821	10-	36.110	74.6	23.962	97.3	1:00.072
3-	35.365	76.0	23.989	96.7	59.354	11-	34.477	78.7	23.566	98.3	58.043
4-	35.348	76.3	23.807	97.0	59.155	12-	38.399	77.2	23.637	97.8	1:02.036
5-	36.396	76.6	23.839	98.0	1:00.235	13-	34.969	78.9	24.397	96.8	59.366
6-	35.388	77.1	23.784	97.4	59.172	14-	34.885	77.7	23.939	95.7	58.824
7-			In		4:51.924P	15-	34.650	77.9	23.647	97.3	58.297
8-	Out	78.6	25.581	96.1	1:02.949						
29	Ashley CRAIG Ginetta G20 Junior										
1-	Out	73.9	26.759	90.6	1:05.422	8-	36.485	76.3	24.576	93.3	1:01.061
2-	38.102	64.8	27.048	89.4	1:05.150	9-	36.929	75.8	24.478	95.1	1:01.407
3-	38.843	74.1	25.029	95.3	1:03.872	10-	36.061	76.0	24.382	96.0	1:00.443
4-	37.636	74.6	24.910	95.7	1:02.546	11-	36.271	75.4	24.397	95.6	1:00.668
5-	36.641	75.8	24.439	98.0	1:01.080	12-	36.073	75.2	24.507	96.0	1:00.580
6-	37.112	75.1	In		5:19.922P	13-	35.690	76.3	24.325	95.2	1:00.015
7-	Out	75.2	24.690	94.7	1:04.389	14-	35.984	76.2	24.340	95.9	1:00.324
33	Jake RATENBURY Ginetta G20 Junior										
1-	Out	66.4	26.395	94.7	1:12.676	8-	37.550	75.6	25.017	107.4	1:02.567
2-	40.425	73.4	25.582	94.9	1:06.007	9-	38.131	75.7	24.735	96.3	1:02.866
3-	38.097	74.2	25.587	95.3	1:03.684	10-	36.991	75.5	24.706	96.7	1:01.697
4-	37.815	73.2	25.223	96.3	1:03.038	11-	36.952	75.2	24.706	96.7	1:01.658
5-	38.534	72.2	25.379	97.3	1:03.913	12-	1:02.066	51.5	26.250	95.7	1:28.316
6-	38.034	75.0	In		5:19.267P	13-	37.594	72.1	25.009	95.6	1:02.603
7-	Out	75.1	25.189	96.1	1:06.335						
51	Alex AUSTIN Ginetta G20 Junior										
1-	Out	56.8	29.540	86.1	1:15.611	7-	Out	69.6	26.437	89.8	1:07.559
2-	42.571	70.5	27.278	79.0	1:09.849	8-	39.999	67.7	In		2:43.822P
3-	41.831	69.2	27.395	89.0	1:09.226	9-	Out	60.7	26.783	91.3	1:08.079
4-	39.024	70.9	26.712	89.5	1:05.736	10-	38.177	70.1	25.407	90.7	1:03.584
5-	38.354	71.7	25.606	90.2	1:03.960	11-	38.661	73.4	25.284	92.3	1:03.945
6-	37.404	72.1	In		4:54.281P	12-	37.434	72.9	24.955	91.8	1:02.389

Brands Indy
Circuit Length = 1.1986 miles
Start: 11:12 End: 11:32

Weather / Track : Cloudy / Dry

Ginetta Junior Championship

QUALIFYING - ROUND 1 - SECTOR ANALYSIS

52	Jay SOUTHERN										Ginetta G20 Junior				
1-	Out	74.2	24.852	93.6	1:04.172	9-	35.983	76.8	24.704	94.5	1:00.687				
2-	36.394	74.6	24.702	94.3	1:01.096	10-	36.196	73.7	24.535	94.1	1:00.731				
3-	35.824	75.8	24.395	95.3	1:00.219	11-	35.936	76.1	24.476	94.5	1:00.412				
4-	35.608	75.3	24.404	95.9	1:00.012	12-	35.643	76.0	24.481	94.9	1:00.124				
5-	36.044	75.1	24.514	95.6	1:00.558	13-	35.690	75.9	24.265	95.6	59.955				
6-	36.060	75.2	24.766	94.1	1:00.826	14-	35.870	76.3	24.410	95.1	1:00.280				
7-			In		4:20.806P	15-	35.719	76.7	24.369	94.9	1:00.088				
8-	Out	76.5	24.522	95.3	1:01.059										
55	Josh HILL										Ginetta G20 Junior				
1-	Out	75.1	24.179	95.3	1:01.348	9-	35.770	77.7	23.815	95.2	59.585				
2-	36.192	57.6	32.093	94.1	1:08.285	10-	35.676	76.9	24.510	94.4	1:00.186				
3-	36.559	76.5	23.907	97.8	1:00.466	11-	35.687	76.8	24.079	95.7	59.766				
4-	36.246	66.6	24.134	98.0	1:00.380	12-	35.842	76.3	23.912	96.4	59.754				
5-	35.595	76.3	23.929	97.4	59.524	13-	35.606	76.9	23.841	96.7	59.447				
6-	35.498	76.7	23.834	96.8	59.332	14-	35.616	76.0	23.867	96.3	59.483				
7-			In		4:24.248P	15-	35.992	76.8	23.942	96.3	59.934				
8-	Out	76.7	23.819	96.1	1:00.787	16-	35.659	76.7	23.963	97.0	59.622				
60	Jake BATTY										Ginetta G20 Junior				
1-	Out	73.3	25.921	93.3	1:06.918	8-	36.187	76.3	24.464	91.7	1:00.651				
2-	36.850	75.1	24.922	97.4	1:01.772	9-	36.436	75.4	24.660	95.1	1:01.096				
3-	44.242	72.5	25.548	95.7	1:09.790	10-	36.083	76.1	24.243	95.9	1:00.326				
4-	37.709	72.9	24.636	96.1	1:02.345	11-	36.999	74.8	24.652	94.5	1:01.651				
5-	36.431	75.2	24.266	96.0	1:00.697	12-	36.325	76.3	24.505	94.8	1:00.830				
6-	35.896	75.9	In		5:17.163P	13-	37.526	75.0	26.207	94.4	1:03.733				
7-	Out	74.8	24.998	95.2	1:04.497	14-	38.343	64.8	27.432	94.4	1:05.775				
66	Dominic PETTIT										Ginetta G20 Junior				
1-	Out	75.4	25.653	93.6	1:03.207	9-	35.702	77.4	24.172	94.7	59.874				
2-	38.306	75.1	24.459	94.4	1:02.765	10-	35.423	76.3	24.258	94.7	59.681				
3-	35.616	75.3	24.335	95.6	59.951	11-	35.222	76.4	24.195	95.7	59.417				
4-	35.339	75.4	24.188	95.9	59.527	12-	35.193	77.0	24.025	95.9	59.218				
5-	35.298	75.5	24.195	95.7	59.493	13-	35.185	77.3	24.197	96.4	59.382				
6-	35.490	76.0	25.300	94.3	1:00.790	14-	35.069	77.4	25.018	94.3	1:00.087				
7-			In		4:38.706P	15-	34.989	77.2	24.083	95.9	59.072				
8-	Out	76.9	24.512	95.9	1:01.491										
70	Max McGUIRE										Ginetta G20 Junior				
1-	Out	61.6	30.695	63.8	1:13.347	8-	36.632	75.9	24.753	95.1	1:01.385				
2-	44.717	69.3	25.773	95.7	1:10.490	9-	38.933	65.0	24.966	95.5	1:03.899				
3-	39.344	73.1	25.331	95.5	1:04.675	10-	36.210	76.2	24.467	95.7	1:00.677				
4-	36.717	75.3	25.525	95.1	1:02.242	11-	36.616	76.1	26.136	96.0	1:02.752				
5-	36.670	74.2	25.076	86.5	1:01.746	12-	36.468	75.1	24.851	96.7	1:01.319				
6-	36.623	76.3	In		4:53.082P	13-	36.231	75.1	24.554	94.5	1:00.785				
7-	Out	73.5	24.854	95.1	1:03.342	14-	36.001	75.7	24.551	95.5	1:00.552				
72	Casey WATSON										Ginetta G20 Junior				
1-	Out	72.4	25.100	93.1	1:04.784	8-	36.693	76.1	24.434	93.9	1:01.127				
2-	36.621	73.9	24.250	94.9	1:00.871	9-	36.170	75.5	24.280	94.7	1:00.450				
3-	38.389	71.5	27.821	92.8	1:06.210	10-	35.868	76.3	24.232	95.5	1:00.100				
4-	35.976	75.6	23.969	96.3	59.945	11-	40.906	62.3	27.432	94.3	1:08.338				
5-	36.200	75.3	24.562	96.4	1:00.762	12-	35.978	75.7	24.150	96.6	1:00.128				
6-	36.056	75.1	In		4:55.940P	13-	36.051	75.2	24.159	94.4	1:00.210				
7-	Out	73.7	26.446	87.3	1:05.833	14-	35.830	75.6	24.106	95.3	59.936				
75	Oliver LLEWELLYN										Ginetta G20 Junior				
1-	Out	59.7	27.603	89.4	1:09.105	8-	37.043	76.3	24.855	94.4	1:01.898				
2-	38.822	70.1	26.958	85.3	1:05.780	9-	38.084	74.3	25.194	94.0	1:03.278				
3-	40.088	73.3	25.785	94.3	1:05.873	10-	37.214	74.6	24.951	94.7	1:02.165				
4-	37.380	74.0	25.120	94.7	1:02.500	11-	37.404	74.7	24.942	93.9	1:02.346				
5-	37.547	75.2	25.107	90.4	1:02.654	12-	37.723	69.6	24.962	93.9	1:02.685				

Brands Indy
Circuit Length = 1.1986 miles
Start: 11:12 End: 11:32

Weather / Track : Cloudy / Dry

Ginetta Junior Championship

QUALIFYING - ROUND 1 - SECTOR ANALYSIS

6 -	37.669	75.3	In		5:16.942P	13 -	38.765	74.5	25.988	90.9	1:04.753
7 -	Out	75.4	25.866	93.9	1:06.000	14 -	37.411	74.0	25.214	93.9	1:02.625
86	Jake FARNDON					Ginetta G20 Junior					
1 -	Out	74.2	24.839	93.3	1:02.291	3 -	40.441	44.7	30.432	92.1	1:10.873
2 -	36.285	74.7	24.453	94.8	1:00.738	4 -	37.592	71.2	24.368	97.1	1:01.960
91	Fergus WALKINSHAW					Ginetta G20 Junior					
1 -	Out	74.2	24.201	94.0	1:01.330	9 -	35.519	75.4	24.370	93.3	59.889
2 -	35.726	72.5	25.392	93.6	1:01.118	10 -	35.757	75.1	24.404	93.1	1:00.161
3 -	35.382	75.0	24.147	94.7	59.529	11 -	35.348	75.3	24.294	93.5	59.642
4 -	35.566	74.7	24.316	94.1	59.882	12 -	35.337	75.5	24.380	94.3	59.717
5 -	35.596	75.0	24.560	94.4	1:00.156	13 -	35.344	75.2	24.502	93.9	59.846
6 -	35.491	75.0	24.325	94.3	59.816	14 -	35.583	75.1	24.346	94.3	59.929
7 -			In		4:21.300P	15 -	35.447	74.1	24.447	92.9	59.894
8 -	Out	74.4	24.116	94.5	1:01.094	16 -	35.549	74.9	24.344	93.5	59.893

Ginetta Junior Championship

QUALIFYING - ROUND 1 - SPEED TRAPS

SECTOR 1				SECTOR 2			FINISH LINE			
POS	NO	NAME	MPH	NO	NAME	MPH	NO	NAME	MPH	
1	28	George RICHARDSON	78.9				33	Jake RATENBURY	107.4	
2	8	Dino ZAMPARELLI	78.0				8	Dino ZAMPARELLI	98.7	
3	15	Alice POWELL	77.9				28	George RICHARDSON	98.3	
4	24	Simon AUSTIN	77.9				29	Ashley CRAIG	98.0	
5	25	Aaron WILLIAMSON	77.7				55	Josh HILL	98.0	
6	55	Josh HILL	77.7				6	Thomas CARNABY	97.7	
7	6	Thomas CARNABY	77.6				25	Aaron WILLIAMSON	97.5	
8	66	Dominic PETTIT	77.4				60	Jake BATTY	97.4	
9	52	Jay SOUTHERN	76.8				86	Jake FARNDON	97.1	
10	7	Nick PONTING	76.6				15	Alice POWELL	97.0	
11	75	Oliver LLEWELLYN	76.3				24	Simon AUSTIN	96.7	
12	29	Ashley CRAIG	76.3				70	Max McGUIRE	96.7	
13	60	Jake BATTY	76.3				72	Casey WATSON	96.6	
14	70	Max McGUIRE	76.3				66	Dominic PETTIT	96.4	
15	72	Casey WATSON	76.3				7	Nick PONTING	96.0	
16	23	Daniel LLOYD	76.0				23	Daniel LLOYD	96.0	
17	33	Jake RATENBURY	75.7				52	Jay SOUTHERN	95.9	
18	91	Fergus WALKINSHAW	75.5				75	Oliver LLEWELLYN	94.7	
19	86	Jake FARNDON	74.7				91	Fergus WALKINSHAW	94.7	
20	26	Sarah MOORE	74.2				27	Mia MORGAN	93.3	
21	51	Alex AUSTIN	73.4				26	Sarah MOORE	92.7	
22	27	Mia MORGAN	73.3				51	Alex AUSTIN	92.3	

Weather / Track : Cloudy / Dry

www.tsl-timing.com

Brands Indy
 Circuit Length = 1.1986 miles
 Start: 11:12 End: 11:32

Printed - 11.33 Saturday, 29 March 2008

Ginetta Junior Championship

QUALIFYING - ROUND 1 - BEST SECTORS

SECTOR 1			SECTOR 2			IDEAL / BEST COMPARISON						
POS	NO	NAME	TIME	NO	NAME	TIME	POS	NO	NAME	IDEAL	BEST	DIFF
1	28	RICHARDSON	34.477	28	RICHARDSON	23.566	1	28	RICHARDSON	58.043	58.043	0.000
2	6	CARNABY	34.861	6	CARNABY	23.706	2	6	CARNABY	58.567	58.974	0.407
3	8	ZAMPARELLI	34.933	15	POWELL	23.797	3	8	ZAMPARELLI	58.811	59.026	0.215
4	66	PETTIT	34.989	55	HILL	23.815	4	15	POWELL	58.829	58.919	0.090
5	15	POWELL	35.032	8	ZAMPARELLI	23.878	5	66	PETTIT	59.014	59.072	0.058
6	91	WALKINSHAW	35.337	72	WATSON	23.969	6	55	HILL	59.313	59.332	0.019
7	55	HILL	35.498	7	PONTING	24.008	7	91	WALKINSHAW	59.453	59.529	0.076
8	7	PONTING	35.595	66	PETTIT	24.025	8	7	PONTING	59.603	59.707	0.104
9	52	SOUTHERN	35.608	25	WILLIAMSON	24.091	9	25	WILLIAMSON	59.707	59.749	0.042
10	25	WILLIAMSON	35.616	91	WALKINSHAW	24.116	10	72	WATSON	59.799	59.936	0.137
11	29	CRAIG	35.690	60	BATTY	24.243	11	52	SOUTHERN	59.873	59.955	0.082
12	72	WATSON	35.830	23	LLOYD	24.244	12	29	CRAIG	1:00.015	1:00.015	0.000
13	60	BATTY	35.896	52	SOUTHERN	24.265	13	60	BATTY	1:00.139	1:00.326	0.187
14	70	McGUIRE	36.001	29	CRAIG	24.325	14	23	LLOYD	1:00.307	1:00.389	0.082
15	23	LLOYD	36.063	86	FARNDON	24.368	15	70	McGUIRE	1:00.468	1:00.552	0.084
16	24	AUSTIN	36.107	24	AUSTIN	24.453	16	24	AUSTIN	1:00.560	1:00.560	0.000
17	86	FARNDON	36.285	70	McGUIRE	24.467	17	86	FARNDON	1:00.653	1:00.738	0.085
18	26	MOORE	36.688	33	RATENBURY	24.706	18	26	MOORE	1:01.396	1:01.396	0.000
19	33	RATENBURY	36.952	26	MOORE	24.708	19	33	RATENBURY	1:01.658	1:01.658	0.000
20	75	LLEWELLYN	37.043	75	LLEWELLYN	24.855	20	75	LLEWELLYN	1:01.898	1:01.898	0.000
21	51	AUSTIN	37.404	51	AUSTIN	24.955	21	51	AUSTIN	1:02.359	1:02.389	0.030
22	27	MORGAN	38.078	27	MORGAN	25.418	22	27	MORGAN	1:03.496	1:03.768	0.272
Perfect lap										58.043		

Weather / Track : Cloudy / Dry


www.tsl-timing.com

Brands Indy
Circuit Length = 1.1986 miles
Start: 11:12 End: 11:32

Printed - 11.34 Saturday, 29 March 2008

Ginetta Junior Championship

ROUND 1 - GRID


ROW 11	1:02.389 51 Alex AUSTIN	1:03.768 27 Mia MORGAN
ROW 10	1:01.658 33 Jake RATENBURY	1:01.898 75 Oliver LLEWELLYN
ROW 9	1:00.738 86 Jake FARNDON	1:01.396 26 Sarah MOORE
ROW 8	1:00.552 70 Max McGUIRE	1:00.560 24 Simon AUSTIN
ROW 7	1:00.326 60 Jake BATTY	1:00.389 23 Daniel LLOYD
ROW 6	59.955 52 Jay SOUTHERN	1:00.015 29 Ashley CRAIG
ROW 5	59.749 25 Aaron WILLIAMSON	59.936 72 Casey WATSON
ROW 4	59.529 91 Fergus WALKINSHAW	59.707 7 Nick PONTING
ROW 3	59.072 66 Dominic PETTIT	59.332 55 Josh HILL
ROW 2	58.974 6 Thomas CARNABY	59.026 8 Dino ZAMPARELLI
ROW 1	58.043 28 George RICHARDSON	58.919 15 Alice POWELL
Pole		
		

Brands Indy
Circuit Length = 1.1986 miles

Clerk of Course :		Timekeeper :

Ginetta Junior Championship

ROUND 2 - GRID

ROW 11	1:03.584 51 Alex AUSTIN	1:03.806 27 Mia MORGAN
ROW 10	1:01.960 86 Jake FARNDON	1:02.165 75 Oliver LLEWELLYN
ROW 9	1:01.508 26 Sarah MOORE	1:01.697 33 Jake RATENBURY
ROW 8	1:00.677 70 Max McGUIRE	1:00.733 24 Simon AUSTIN
ROW 7	1:00.416 23 Daniel LLOYD	1:00.651 60 Jake BATTY
ROW 6	1:00.012 52 Jay SOUTHERN	1:00.324 29 Ashley CRAIG
ROW 5	59.802 25 Aaron WILLIAMSON	59.945 72 Casey WATSON
ROW 4	59.642 91 Fergus WALKINSHAW	59.765 7 Nick PONTING
ROW 3	59.218 66 Dominic PETTIT	59.447 55 Josh HILL
ROW 2	59.006 6 Thomas CARNABY	59.091 8 Dino ZAMPARELLI
ROW 1	58.297 28 George RICHARDSON	58.997 15 Alice POWELL
Pole		
		

Brands Indy
Circuit Length = 1.1986 miles

Clerk of Course :

Timekeeper :

Ginetta Junior Championship

ROUND 1 - CLASSIFICATION

POS	NO	CL	NAME	NAT	ENTRY	LAPS	TIME	GAP	DIFF	MPH	BEST	ON
1	8		Dino ZAMPARELLI	GBR	Ginetta G20 Junior	14	14:16.202			70.55	59.023	8
2	66		Dominic PETTIT	GBR	Ginetta G20 Junior	14	14:16.227	0.025	0.025	70.55	59.526	12
3	28		George RICHARDSON	GBR	Ginetta G20 Junior	14	14:16.708	0.506	0.481	70.51	59.691	14
4	6		Thomas CARNABY	GBR	Ginetta G20 Junior	14	14:16.817	0.615	0.109	70.50	59.479	14
5	91		Fergus WALKINSHAW	GBR	Ginetta G20 Junior	14	14:19.141	2.939	2.324	70.31	59.764	8
6	52		Jay SOUTHERN	GBR	Ginetta G20 Junior	14	14:20.174	3.972	1.033	70.23	59.601	11
7	72		Casey WATSON	GBR	Ginetta G20 Junior	14	14:24.719	8.517	4.545	69.86	59.897	11
8	55		Josh HILL	GBR	Ginetta G20 Junior	14	14:27.256	11.054	2.537	69.65	1:00.250	8
9	15		Alice POWELL	GBR	Ginetta G20 Junior	14	14:29.266	13.064	2.010	69.49	59.569	12
10	7		Nick PONTING	GBR	Ginetta G20 Junior	14	14:33.539	17.337	4.273	69.15	1:00.059	7
11	23		Daniel LLOYD	GBR	Ginetta G20 Junior	14	14:41.581	25.379	8.042	68.52	1:00.563	12
12	24		Simon AUSTIN	GBR	Ginetta G20 Junior	14	14:46.691	30.489	5.110	68.13	1:01.286	11
13	29		Ashley CRAIG	GBR	Ginetta G20 Junior	14	14:47.003	30.801	0.312	68.10	1:00.456	13
14	26		Sarah MOORE	GBR	Ginetta G20 Junior	14	14:47.680	31.478	0.677	68.05	1:01.316	10
15	86		Jake FARNDON	GBR	Ginetta G20 Junior	14	14:51.148	34.946	3.468	67.78	1:00.394	10
16	25		Aaron WILLIAMSON	GBR	Ginetta G20 Junior	14	14:54.475	38.273	3.327	67.53	1:00.002	13
17	70		Max McGUIRE	GBR	Ginetta G20 Junior	14	14:54.720	38.518	0.245	67.51	1:01.211	14
18	33		Jake RATENBURY	GBR	Ginetta G20 Junior	14	14:57.795	41.593	3.075	67.28	1:01.742	6
19	51		Alex AUSTIN	GBR	Ginetta G20 Junior	14	14:58.130	41.928	0.335	67.26	1:01.505	12
20	60		Jake BATTY	GBR	Ginetta G20 Junior	14	15:14.213	58.011	16.083	66.07	1:00.452	12
21	27		Mia MORGAN	GBR	Ginetta G20 Junior	13	14:32.336	1 lap	1 lap	64.30	1:04.387	9

NOT CLASSIFIED

DNF	75		Oliver LLEWELLYN	GBR	Ginetta G20 Junior	3	4:47.860	11 laps	10 laps	44.97	1:08.117	3
-----	----	--	------------------	-----	--------------------	---	----------	---------	---------	-------	----------	---

FASTEST LAP

8			Dino ZAMPARELLI	GBR	Ginetta G20 Junior	8	59.023			73.10 mph	117.65 kph	
---	--	--	-----------------	-----	--------------------	---	--------	--	--	-----------	------------	--

Car 7 - 10 sec penalty - false start

Weather / Track : Cloudy / Drying

These results are provisional until the conclusion of any judicial and technical matters.

Brands Indy

Circuit Length = 1.1986 miles

Start: 16:32 End: 16:47

Clerk of Course :

Timekeeper :

Ginetta Junior Championship

ROUND 1 - SECTOR ANALYSIS

6	Thomas CARNABY Ginetta G20 Junior										
1-	40.930	74.1	24.919	94.1	1:05.849	8-	35.610	76.3	24.512	92.9	1:00.122
2-	36.513	70.6	24.993	93.1	1:01.506	9-	36.973	77.3	24.859	94.7	1:01.832
3-	36.243	72.7	24.864	93.9	1:01.107	10-	36.004	77.4	24.737	93.9	1:00.741
4-	36.037	75.7	24.425	92.6	1:00.462	11-	35.670	75.5	24.217	94.4	59.887
5-	35.905	74.9	24.525	92.9	1:00.430	12-	35.244	77.2	24.447	94.8	59.691
6-	35.984	75.1	24.389	92.9	1:00.373	13-	35.936	77.3	24.403	94.9	1:00.339
7-	35.766	76.0	24.429	93.3	1:00.195	14-	35.049	77.9	24.430	94.0	59.479
7	Nick PONTING Ginetta G20 Junior										
1-	40.972	73.6	25.098	94.3	1:06.070	8-	36.120	75.8	24.294	94.0	1:00.414
2-	37.538	74.2	24.609	94.8	1:02.147	9-	36.100	76.7	24.364	93.5	1:00.464
3-	37.002	73.5	25.049	95.3	1:02.051	10-	36.074	76.3	24.237	93.7	1:00.311
4-	36.142	76.6	24.515	94.4	1:00.657	11-	35.872	76.3	24.362	93.9	1:00.234
5-	36.181	75.6	25.017	94.4	1:01.198	12-	36.054	75.6	25.277	94.7	1:01.331
6-	36.187	75.4	24.386	94.7	1:00.573	13-	37.466	73.6	24.513	94.0	1:01.979
7-	35.782	76.0	24.277	94.5	1:00.059	14-	35.658	75.7	24.463	93.3	1:00.121
8	Dino ZAMPARELLI Ginetta G20 Junior										
1-	41.192	75.1	25.159	95.6	1:06.351	8-	34.998	78.0	24.025	97.0	59.023
2-	36.999	75.5	24.809	95.9	1:01.808	9-	36.153	78.3	24.649	93.9	1:00.802
3-	37.808	71.9	24.399	95.1	1:02.207	10-	35.876	76.5	24.259	96.7	1:00.135
4-	35.483	77.8	24.233	96.1	59.716	11-	35.227	77.0	24.121	95.1	59.348
5-	37.156	75.6	24.811	96.6	1:01.967	12-	35.084	77.1	24.382	95.9	59.466
6-	35.887	77.0	24.227	97.5	1:00.114	13-	35.219	77.1	24.790	96.3	1:00.009
7-	35.626	76.6	24.080	96.0	59.706	14-	35.706	75.7	24.887	94.3	1:00.593
15	Alice POWELL Ginetta G20 Junior										
1-	41.003	73.7	25.050	92.8	1:06.053	8-	35.265	77.8	24.547	94.0	59.812
2-	37.426	75.3	24.817	95.7	1:02.243	9-	35.925	77.0	24.231	94.8	1:00.156
3-	36.515	76.6	24.725	95.6	1:01.240	10-	35.581	77.0	24.191	94.7	59.772
4-	36.541	76.9	24.272	96.4	1:00.813	11-	35.924	76.8	24.465	94.5	1:00.389
5-	49.943	75.0	24.754	95.2	1:14.697	12-	35.283	77.0	24.286	95.1	59.569
6-	36.104	75.7	24.441	94.9	1:00.545	13-	35.394	76.8	24.300	96.0	59.694
7-	35.756	76.7	24.090	96.4	59.846	14-	36.050	76.9	24.247	95.5	1:00.297
23	Daniel LLOYD Ginetta G20 Junior										
1-	42.818	73.0	25.574	94.4	1:08.392	8-	36.506	74.7	32.994	92.2	1:09.500
2-	37.047	74.0	24.573	95.2	1:01.620	9-	36.736	74.9	24.561	93.9	1:01.297
3-	36.632	75.5	24.493	95.5	1:01.125	10-	36.168	75.1	24.422	93.5	1:00.590
4-	37.049	75.8	24.245	95.3	1:01.294	11-	36.354	75.1	24.543	93.5	1:00.897
5-	36.604	75.2	24.778	96.0	1:01.382	12-	36.065	74.9	24.498	94.4	1:00.563
6-	36.717	73.0	25.379	95.6	1:02.096	13-	36.093	75.0	25.102	95.6	1:01.195
7-	37.710	74.8	24.824	94.7	1:02.534	14-	36.166	76.2	25.721	91.9	1:01.887
24	Simon AUSTIN Ginetta G20 Junior										
1-	42.148	72.7	27.070	94.9	1:09.218	8-	36.599	76.1	25.415	93.7	1:02.014
2-	38.039	74.4	25.814	94.1	1:03.853	9-	36.722	77.0	24.846	94.8	1:01.568
3-	37.445	76.1	25.141	95.1	1:02.586	10-	37.877	75.8	25.543	93.5	1:03.420
4-	36.852	76.6	25.517	94.5	1:02.369	11-	36.538	76.3	24.748	93.3	1:01.286
5-	37.707	74.7	26.547	87.3	1:04.254	12-	36.431	77.0	24.860	92.2	1:01.291
6-	36.922	76.2	25.080	94.7	1:02.002	13-	36.337	76.1	25.097	84.9	1:01.434
7-	36.394	77.0	24.930	94.3	1:01.324	14-	36.909	76.3	25.008	94.1	1:01.917
25	Aaron WILLIAMSON Ginetta G20 Junior										
1-	41.681	75.3	25.131	95.6	1:06.812	8-	35.646	77.0	33.004	86.1	1:08.650
2-	36.958	76.3	24.986	97.0	1:01.944	9-	36.593	77.6	23.937	96.6	1:00.530
3-	36.703	76.1	24.686	96.7	1:01.389	10-	37.002	75.9	24.299	94.7	1:01.301
4-	36.210	77.1	24.589	96.0	1:00.799	11-	35.956	76.6	24.412	95.1	1:00.368
5-	37.072	76.0	25.201	95.5	1:02.273	12-	35.965	77.0	24.067	95.9	1:00.032
6-	38.075	68.4	24.792	98.3	1:02.867	13-	35.362	77.5	24.640	94.8	1:00.002
7-	41.579	74.5	24.561	95.3	1:06.140	14-	35.753	77.5	39.370	87.8	1:15.123

Car 7 - 10 sec penalty - false start

Weather / Track : Cloudy / Drying

Ginetta Junior Championship

ROUND 1 - SECTOR ANALYSIS

26	Sarah MOORE										Ginetta G20 Junior				
1-	42.847	70.7	27.847	90.2	1:10.694	8-	37.239	70.9	25.126	91.1	1:02.365				
2-	38.120	72.4	25.674	91.6	1:03.794	9-	36.653	74.2	24.712	90.9	1:01.365				
3-	38.335	73.4	24.900	92.8	1:03.235	10-	36.116	74.6	25.200	91.1	1:01.316				
4-	38.021	73.2	25.224	91.7	1:03.245	11-	36.627	74.6	24.855	91.6	1:01.482				
5-	37.293	74.2	25.069	91.8	1:02.362	12-	36.678	73.7	24.778	91.2	1:01.456				
6-	36.823	74.9	24.932	92.8	1:01.755	13-	36.976	72.9	24.847	91.3	1:01.823				
7-	37.227	74.4	25.070	90.9	1:02.297	14-	36.935	74.2	24.854	91.3	1:01.789				
27	Mia MORGAN										Ginetta G20 Junior				
1-	45.692	66.1	27.902	89.8	1:13.594	8-	38.551	72.6	26.170	90.1	1:04.721				
2-	39.399	71.5	26.178	91.7	1:05.577	9-	38.726	72.9	25.661	90.6	1:04.387				
3-	39.016	72.3	26.645	91.2	1:05.661	10-	38.649	71.9	26.016	90.6	1:04.665				
4-	38.930	72.5	26.431	90.3	1:05.361	11-	38.364	70.7	28.863	91.8	1:07.227				
5-	40.452	71.2	26.464	91.1	1:06.916	12-	41.686	69.9	27.044	92.1	1:08.730				
6-	38.406	71.2	26.498	91.1	1:04.904	13-	39.326	73.1	25.844	88.3	1:05.170				
7-	38.880	72.2	26.203	90.7	1:05.083										
28	George RICHARDSON										Ginetta G20 Junior				
1-	41.025	74.0	25.212	94.3	1:06.237	8-	35.698	76.8	24.300	95.1	59.998				
2-	36.457	74.6	24.626	92.9	1:01.083	9-	36.490	77.9	25.020	94.7	1:01.510				
3-	36.620	75.4	24.759	93.6	1:01.379	10-	35.857	76.8	24.301	94.0	1:00.158				
4-	36.669	77.0	24.419	95.1	1:01.088	11-	35.755	76.8	24.466	93.7	1:00.221				
5-	36.017	76.6	24.315	95.5	1:00.332	12-	35.245	77.0	24.748	94.7	59.993				
6-	36.156	77.0	24.311	95.2	1:00.467	13-	35.796	76.6	24.311	95.2	1:00.107				
7-	35.604	78.2	24.565	95.1	1:00.169	14-	35.106	77.4	24.585	94.4	59.691				
29	Ashley CRAIG										Ginetta G20 Junior				
1-	42.939	71.9	27.274	92.8	1:10.213	8-	37.279	76.2	25.388	96.6	1:02.667				
2-	38.323	72.6	26.454	95.1	1:04.777	9-	37.623	76.9	25.479	95.2	1:03.102				
3-	39.185	75.6	24.958	95.6	1:04.143	10-	37.066	76.3	24.508	94.9	1:01.574				
4-	38.977	76.3	25.057	95.5	1:04.034	11-	36.366	76.8	24.540	94.9	1:00.906				
5-	37.593	75.8	25.139	95.1	1:02.732	12-	36.064	77.1	24.525	95.3	1:00.589				
6-	36.836	76.3	24.548	97.0	1:01.384	13-	35.898	77.4	24.558	97.1	1:00.456				
7-	37.592	75.6	24.968	96.4	1:02.560	14-	36.144	77.4	24.878	95.5	1:01.022				
33	Jake RATENBURY										Ginetta G20 Junior				
1-	41.999	73.5	27.757	93.9	1:09.756	8-	37.064	75.1	25.709	96.3	1:02.773				
2-	38.134	73.9	25.739	95.7	1:03.873	9-	37.436	75.9	25.673	95.2	1:03.109				
3-	37.731	75.5	25.154	95.6	1:02.885	10-	37.913	75.9	25.048	96.3	1:02.961				
4-	38.227	74.8	25.501	94.7	1:03.728	11-	37.579	75.1	25.364	94.7	1:02.943				
5-	37.307	74.5	25.059	95.7	1:02.366	12-	37.530	75.7	26.072	94.3	1:03.602				
6-	36.901	75.6	24.841	96.3	1:01.742	13-	37.518	76.1	24.970	96.1	1:02.488				
7-	37.307	75.7	25.683	96.6	1:02.990	14-	37.477	75.0	26.033	94.5	1:03.510				
51	Alex AUSTIN										Ginetta G20 Junior				
1-	43.614	71.9	27.132	90.1	1:10.746	8-	38.236	68.3	25.396	92.3	1:03.632				
2-	39.922	66.0	25.705	90.9	1:05.627	9-	36.946	75.0	24.744	91.4	1:01.690				
3-	38.581	73.3	25.314	90.9	1:03.895	10-	37.028	74.5	24.682	91.6	1:01.710				
4-	38.762	71.4	25.479	90.6	1:04.241	11-	36.701	74.6	24.876	91.4	1:01.577				
5-	37.946	71.9	25.303	91.1	1:03.249	12-	36.817	74.6	24.688	91.9	1:01.505				
6-	37.246	73.3	25.034	91.3	1:02.280	13-	36.850	75.3	24.965	93.2	1:01.815				
7-	36.992	74.1	25.678	91.3	1:02.670	14-	37.351	73.7	26.168	92.2	1:03.519				
52	Jay SOUTHERN										Ginetta G20 Junior				
1-	42.869	73.5	25.268	93.7	1:08.137	8-	35.537	76.8	24.249	94.0	59.786				
2-	36.707	75.2	24.617	95.1	1:01.324	9-	35.581	77.5	24.326	94.0	59.907				
3-	36.635	77.1	24.735	95.6	1:01.370	10-	35.597	77.5	24.196	94.5	59.793				
4-	36.731	78.2	24.375	95.1	1:01.106	11-	35.428	77.9	24.173	94.8	59.601				
5-	36.094	77.0	24.820	95.1	1:00.914	12-	35.462	77.1	24.391	94.5	59.853				
6-	37.033	75.1	24.234	95.2	1:01.267	13-	35.570	77.0	24.194	95.3	59.764				
7-	36.061	69.9	24.566	94.3	1:00.627	14-	35.525	77.4	24.272	94.9	59.797				

Car 7 - 10 sec penalty - false start

Weather / Track : Cloudy / Drying

Ginetta Junior Championship

ROUND 1 - SECTOR ANALYSIS

55	Josh HILL		Ginetta G20 Junior								
1-	43.215	73.5	25.220	93.9	1:08.435	8 -	35.959	76.6	24.291	95.3	1:00.250
2-	36.707	76.3	24.799	95.7	1:01.506	9 -	35.907	72.8	24.561	94.7	1:00.468
3-	36.872	75.2	25.212	96.8	1:02.084	10 -	36.416	68.2	24.641	94.7	1:01.057
4-	36.618	77.6	24.713	95.1	1:01.331	11 -	36.085	76.0	24.254	94.4	1:00.339
5-	36.664	76.9	25.012	96.8	1:01.676	12 -	36.311	76.2	24.608	94.4	1:00.919
6-	36.789	67.0	24.779	96.7	1:01.568	13 -	36.241	75.7	24.728	94.3	1:00.969
7-	35.900	71.3	24.720	95.9	1:00.620	14 -	36.204	75.9	24.287	95.1	1:00.491
60	Jake BATTY		Ginetta G20 Junior								
1 -	43.006	73.2	27.391	93.9	1:10.397	8 -	36.580	76.0	24.774	93.5	1:01.354
2 -	37.946	74.1	26.031	95.6	1:03.977	9 -	37.116	72.5	24.968	93.7	1:02.084
3 -	37.418	75.7	25.013	96.0	1:02.431	10 -	36.380	75.7	24.727	93.5	1:01.107
4 -	1:10.593	69.8	25.630	93.9	1:36.223	11 -	36.417	74.9	24.641	94.1	1:01.058
5 -	37.231	74.2	25.279	93.9	1:02.510	12 -	36.018	75.6	24.434	95.1	1:00.452
6 -	36.757	75.2	25.249	94.8	1:02.006	13 -	35.802	76.2	24.976	94.1	1:00.778
7 -	36.734	75.4	24.822	94.0	1:01.556	14 -	36.201	75.4	24.511	93.9	1:00.712
66	Dominic PETTIT		Ginetta G20 Junior								
1 -	40.446	73.3	25.225	94.3	1:05.671	8 -	35.389	77.7	24.188	95.7	59.577
2 -	36.895	75.7	24.831	95.2	1:01.726	9 -	35.624	76.9	24.868	93.3	1:00.492
3 -	36.431	77.0	25.228	92.4	1:01.659	10 -	35.271	76.9	24.288	94.0	59.559
4 -	36.018	77.0	24.800	95.5	1:00.818	11 -	35.336	77.0	24.216	94.3	59.552
5 -	36.506	75.9	24.761	94.4	1:01.267	12 -	35.206	76.1	24.320	95.5	59.526
6 -	35.528	75.7	24.461	94.8	59.989	13 -	35.490	76.9	24.997	94.7	1:00.487
7 -	35.255	77.2	24.317	95.5	59.572	14 -	35.734	76.1	25.155	92.7	1:00.889
70	Max McGUIRE		Ginetta G20 Junior								
1 -	43.628	73.0	27.112	95.1	1:10.740	8 -	36.883	76.3	25.768	95.2	1:02.651
2 -	38.810	73.6	25.748	95.1	1:04.558	9 -	36.974	76.2	25.345	95.2	1:02.319
3 -	37.884	75.5	25.136	95.9	1:03.020	10 -	37.756	75.6	25.043	96.0	1:02.799
4 -	38.789	74.6	25.275	95.5	1:04.064	11 -	37.241	76.0	25.967	95.9	1:03.208
5 -	37.286	75.5	25.145	95.5	1:02.431	12 -	37.038	76.4	25.701	93.5	1:02.739
6 -	36.962	76.1	25.017	95.6	1:01.979	13 -	36.842	75.7	24.899	94.4	1:01.741
7 -	37.248	75.9	25.273	95.3	1:02.521	14 -	36.274	75.9	24.937	94.4	1:01.211
72	Casey WATSON		Ginetta G20 Junior								
1 -	41.380	74.3	25.149	94.3	1:06.529	8 -	36.071	75.7	24.367	94.1	1:00.438
2 -	37.032	75.2	24.979	94.9	1:02.011	9 -	35.875	75.9	24.167	94.1	1:00.042
3 -	37.340	76.4	25.030	94.8	1:02.370	10 -	35.768	76.7	24.235	94.5	1:00.003
4 -	36.818	76.9	24.388	95.6	1:01.206	11 -	35.713	76.7	24.184	94.3	59.897
5 -	36.552	75.1	25.411	95.3	1:01.963	12 -	35.885	75.7	24.360	95.2	1:00.245
6 -	36.972	76.6	24.517	94.9	1:01.489	13 -	37.335	71.5	24.628	94.9	1:01.963
7 -	35.598	76.1	24.669	95.2	1:00.267	14 -	35.777	76.5	24.270	94.5	1:00.047
75	Oliver LLEWELLYN		Ginetta G20 Junior								
1 -	45.770	66.4	28.182	81.7	1:13.952	3 -	40.523	65.5	27.594	83.3	1:08.117
2 -	43.496	64.4	28.006	83.1	1:11.502						
86	Jake FARNON		Ginetta G20 Junior								
1 -	41.565	72.0	25.097	94.8	1:06.662	8 -	36.996	73.3	24.784	93.9	1:01.780
2 -	36.626	76.3	25.308	95.1	1:01.934	9 -	36.508	75.9	24.389	94.1	1:00.897
3 -	36.546	76.3	24.573	96.7	1:01.119	10 -	36.171	76.3	24.223	95.3	1:00.394
4 -	36.112	76.8	24.527	94.9	1:00.639	11 -	36.450	77.0	25.418	94.5	1:01.868
5 -	36.365	76.2	25.234	96.0	1:01.599	12 -	36.261	75.2	24.555	93.7	1:00.816
6 -	36.245	75.3	24.406	94.7	1:00.651	13 -	36.102	75.7	24.481	94.3	1:00.583
7 -	55.676	27.7	27.839	94.4	1:23.515	14 -	36.287	75.9	24.708	93.9	1:00.995
91	Fergus WALKINSHAW		Ginetta G20 Junior								
1 -	41.255	74.2	24.877	93.1	1:06.132	8 -	35.513	75.7	24.251	93.1	59.764
2 -	36.726	74.4	24.594	93.9	1:01.320	9 -	35.668	75.3	24.553	92.9	1:00.221
3 -	37.507	70.6	24.790	93.6	1:02.297	10 -	36.446	75.4	24.561	93.1	1:01.007
4 -	35.468	76.4	24.377	94.3	59.845	11 -	35.425	75.8	24.907	92.7	1:00.332

Car 7 - 10 sec penalty - false start

Weather / Track : Cloudy / Drying

Ginetta Junior Championship

ROUND 1 - SECTOR ANALYSIS

5 -	36.203	73.0	25.168	93.5	1:01.371	12 -	35.802	75.2	24.343	94.0	1:00.145
6 -	35.687	75.1	24.351	94.3	1:00.038	13 -	35.619	75.1	25.009	92.9	1:00.628
7 -	35.853	74.0	24.321	94.1	1:00.174	14 -	35.446	75.8	24.398	92.9	59.844

Car 7 - 10 sec penalty - false start

Weather / Track : Cloudy / Drying

www.tsl-timing.com

Brands Indy
Circuit Length = 1.1986 miles
Start: 16:32 End: 16:47

Ginetta Junior Championship

ROUND 1 - SPEED TRAPS

SECTOR 1				SECTOR 2			FINISH LINE			
POS	NO	NAME	MPH	NO	NAME	MPH	NO	NAME	MPH	
1	8	Dino ZAMPARELLI	78.3				25	Aaron WILLIAMSON	98.3	
2	28	George RICHARDSON	78.2				8	Dino ZAMPARELLI	97.5	
3	52	Jay SOUTHERN	78.2				29	Ashley CRAIG	97.1	
4	6	Thomas CARNABY	77.9				55	Josh HILL	96.8	
5	15	Alice POWELL	77.8				86	Jake FARNDON	96.7	
6	66	Dominic PETTIT	77.7				33	Jake RATENBURY	96.6	
7	25	Aaron WILLIAMSON	77.6				15	Alice POWELL	96.4	
8	55	Josh HILL	77.6				23	Daniel LLOYD	96.0	
9	29	Ashley CRAIG	77.4				60	Jake BATTY	96.0	
10	24	Simon AUSTIN	77.0				70	Max McGUIRE	96.0	
11	86	Jake FARNDON	77.0				66	Dominic PETTIT	95.7	
12	72	Casey WATSON	76.9				52	Jay SOUTHERN	95.6	
13	7	Nick PONTING	76.7				72	Casey WATSON	95.6	
14	70	Max McGUIRE	76.4				28	George RICHARDSON	95.5	
15	91	Fergus WALKINSHAW	76.4				7	Nick PONTING	95.3	
16	23	Daniel LLOYD	76.2				24	Simon AUSTIN	95.1	
17	60	Jake BATTY	76.2				6	Thomas CARNABY	94.9	
18	33	Jake RATENBURY	76.1				91	Fergus WALKINSHAW	94.3	
19	51	Alex AUSTIN	75.3				51	Alex AUSTIN	93.2	
20	26	Sarah MOORE	74.9				26	Sarah MOORE	92.8	
21	27	Mia MORGAN	73.1				27	Mia MORGAN	92.1	
22	75	Oliver LLEWELLYN	66.4				75	Oliver LLEWELLYN	83.3	

Car 7 - 10 sec penalty - false start

Weather / Track : Cloudy / Drying

www.tsl-timing.com

Brands Indy
Circuit Length = 1.1986 miles
Start: 16:32 End: 16:47

Printed - 16.49 Saturday, 29 March 2008

Ginetta Junior Championship

ROUND 1 - BEST SECTORS

SECTOR 1			SECTOR 2			IDEAL / BEST COMPARISON						
POS	NO	NAME	TIME	NO	NAME	TIME	POS	NO	NAME	IDEAL	BEST	DIFF
1	8	ZAMPARELLI	34.998	25	WILLIAMSON	23.937	1	8	ZAMPARELLI	59.023	59.023	0.000
2	6	CARNABY	35.049	8	ZAMPARELLI	24.025	2	6	CARNABY	59.266	59.479	0.213
3	28	RICHARDSON	35.106	15	POWELL	24.090	3	25	WILLIAMSON	59.299	1:00.002	0.703
4	66	PETTIT	35.206	72	WATSON	24.167	4	15	POWELL	59.355	59.569	0.214
5	15	POWELL	35.265	52	SOUTHERN	24.173	5	66	PETTIT	59.394	59.526	0.132
6	25	WILLIAMSON	35.362	66	PETTIT	24.188	6	28	RICHARDSON	59.406	59.691	0.285
7	91	WALKINSHAW	35.425	6	CARNABY	24.217	7	52	SOUTHERN	59.601	59.601	0.000
8	52	SOUTHERN	35.428	86	FARNDON	24.223	8	91	WALKINSHAW	59.676	59.764	0.088
9	72	WATSON	35.598	7	PONTING	24.237	9	72	WATSON	59.765	59.897	0.132
10	7	PONTING	35.658	23	LLOYD	24.245	10	7	PONTING	59.895	1:00.059	0.164
11	60	BATTY	35.802	91	WALKINSHAW	24.251	11	55	HILL	1:00.154	1:00.250	0.096
12	29	CRAIG	35.898	55	HILL	24.254	12	60	BATTY	1:00.236	1:00.452	0.216
13	55	HILL	35.900	28	RICHARDSON	24.300	13	23	LLOYD	1:00.310	1:00.563	0.253
14	23	LLOYD	36.065	60	BATTY	24.434	14	86	FARNDON	1:00.325	1:00.394	0.069
15	86	FARNDON	36.102	29	CRAIG	24.508	15	29	CRAIG	1:00.406	1:00.456	0.050
16	26	MOORE	36.116	51	AUSTIN	24.682	16	26	MOORE	1:00.828	1:01.316	0.488
17	70	McGUIRE	36.274	26	MOORE	24.712	17	24	AUSTIN	1:01.085	1:01.286	0.201
18	24	AUSTIN	36.337	24	AUSTIN	24.748	18	70	McGUIRE	1:01.173	1:01.211	0.038
19	51	AUSTIN	36.701	33	RATENBURY	24.841	19	51	AUSTIN	1:01.383	1:01.505	0.122
20	33	RATENBURY	36.901	70	McGUIRE	24.899	20	33	RATENBURY	1:01.742	1:01.742	0.000
21	27	MORGAN	38.364	27	MORGAN	25.661	21	27	MORGAN	1:04.025	1:04.387	0.362
22	75	LLEWELLYN	39.922	75	LLEWELLYN	27.594	22	75	LLEWELLYN	1:07.516	1:08.117	0.601
Perfect lap										58.935		

Car 7 - 10 sec penalty - false start

Weather / Track : Cloudy / Drying

www.tsl-timing.com

Brands Indy

Circuit Length = 1.1986 miles

Start: 16:32 End: 16:47

Printed - 16.49 Saturday, 29 March 2008

Ginetta Junior Championship

ROUND 1 - LAP CHART

Lap 1			Lap 2			Lap 3			Lap 4			Lap 5		
No	Behind	Laptime	No	Behind	Laptime	No	Behind	Laptime	No	Behind	Laptime	No	Behind	Laptime
15		1:06.053	28		1:01.083	28		1:01.379	6		1:00.462	6		1:00.430
28	0.319	1:06.237	6	0.564	1:01.506	6	0.292	1:01.107	28	0.334	1:01.088	28	0.236	1:00.332
6	0.460	1:05.849	15	0.841	1:02.243	15	0.702	1:01.240	15	0.761	1:00.813	66	2.426	1:01.267
66	0.921	1:05.671	66	1.245	1:01.726	66	1.525	1:01.659	8	1.311	59.716	91	2.830	1:01.371
8	1.115	1:06.351	8	1.521	1:01.808	8	2.349	1:02.207	66	1.589	1:00.818	8	2.848	1:01.967
7	1.807	1:06.070	91	1.880	1:01.320	91	2.798	1:02.297	91	1.889	59.845	7	3.895	1:01.198
91	1.962	1:06.132	7	2.552	1:02.147	7	3.224	1:02.051	7	3.127	1:00.657	25	5.304	1:02.273
72	2.585	1:06.529	72	3.194	1:02.011	25	3.416	1:01.389	25	3.461	1:00.799	86	5.491	1:01.599
25	2.864	1:06.812	25	3.406	1:01.944	72	4.185	1:02.370	86	4.322	1:00.639	52	5.621	1:00.914
55	3.785	1:08.435	55	3.889	1:01.506	86	4.437	1:01.119	72	4.637	1:01.206	72	6.170	1:01.963
86	4.165	1:06.662	86	4.697	1:01.934	55	4.594	1:02.084	52	5.137	1:01.106	55	6.417	1:01.676
52	4.872	1:08.137	52	4.794	1:01.324	52	4.785	1:01.370	55	5.171	1:01.331	23	6.864	1:01.382
23	5.408	1:08.392	23	5.626	1:01.620	23	5.372	1:01.125	23	5.912	1:01.294	15	15.028	1:14.697
29	6.864	1:10.213	24	9.631	1:03.853	24	10.838	1:02.586	24	12.453	1:02.369	24	16.277	1:04.254
24	7.180	1:09.218	29	10.239	1:04.777	60	11.399	1:02.431	33	15.583	1:03.728	33	17.519	1:02.366
60	7.772	1:10.397	60	10.347	1:03.977	33	12.609	1:02.885	26	15.942	1:03.245	26	17.874	1:02.362
33	8.632	1:09.756	33	11.103	1:03.873	29	13.003	1:04.143	29	16.283	1:04.034	29	18.585	1:02.732
26	9.203	1:10.694	26	11.595	1:03.794	26	13.451	1:03.235	70	17.393	1:04.064	70	19.394	1:02.431
70	9.286	1:10.740	70	12.442	1:04.558	70	14.083	1:03.020	51	20.755	1:04.241	51	23.574	1:03.249
51	10.527	1:10.746	51	14.752	1:05.627	51	17.268	1:03.895	27	26.805	1:05.361	27	33.291	1:06.916
75	13.393	1:13.952	27	17.916	1:05.577	27	22.198	1:05.661	60	46.868	1:36.223	60	48.948	1:02.510
27	13.741	1:13.594	75	23.493	1:11.502	75	30.231	1:08.117						

Car 7 - 10 sec penalty - false start

Weather / Track : Cloudy / Drying

www.tsl-timing.com

Brands Indy
Circuit Length = 1.1986 miles
Start: 16:32 End: 16:47

Ginetta Junior Championship

ROUND 1 - LAP CHART

Lap 6			Lap 7			Lap 8			Lap 9			Lap 10		
No	Behind	Laptime	No	Behind	Laptime	No	Behind	Laptime	No	Behind	Laptime	No	Behind	Laptime
6		1:00.373	6		1:00.195	6		1:00.122	66		1:00.492	66		59.559
28	0.330	1:00.467	28	0.304	1:00.169	28	0.180	59.998	28	0.324	1:01.510	28	0.923	1:00.158
66	2.042	59.989	66	1.419	59.572	66	0.874	59.577	8	0.437	1:00.802	8	1.013	1:00.135
91	2.495	1:00.038	8	2.100	59.706	8	1.001	59.023	6	0.466	1:01.832	6	1.648	1:00.741
8	2.589	1:00.114	91	2.474	1:00.174	91	2.116	59.764	91	0.971	1:00.221	91	2.419	1:01.007
7	4.095	1:00.573	7	3.959	1:00.059	7	4.251	1:00.414	7	3.349	1:00.464	7	4.101	1:00.311
86	5.769	1:00.651	52	6.947	1:00.627	52	6.611	59.786	52	5.152	59.907	52	5.386	59.793
52	6.515	1:01.267	72	7.358	1:00.267	72	7.674	1:00.438	72	6.350	1:00.042	72	6.794	1:00.003
72	7.286	1:01.489	55	8.037	1:00.620	55	8.165	1:00.250	55	7.267	1:00.468	55	8.765	1:01.057
55	7.612	1:01.568	23	10.926	1:02.534	15	14.541	59.812	15	13.331	1:00.156	15	13.544	59.772
25	7.798	1:02.867	25	13.743	1:06.140	23	20.304	1:09.500	23	20.235	1:01.297	23	21.266	1:00.590
23	8.587	1:02.096	15	14.851	59.846	24	20.927	1:02.014	24	21.129	1:01.568	25	23.177	1:01.301
15	15.200	1:00.545	24	19.035	1:01.324	25	22.271	1:08.650	25	21.435	1:00.530	24	24.990	1:03.420
24	17.906	1:02.002	26	21.358	1:02.297	26	23.601	1:02.365	26	23.600	1:01.365	26	25.357	1:01.316
33	18.888	1:01.742	33	21.683	1:02.990	33	24.334	1:02.773	33	26.077	1:03.109	29	28.257	1:01.574
26	19.256	1:01.755	29	21.961	1:02.560	29	24.506	1:02.667	29	26.242	1:03.102	33	29.479	1:02.961
29	19.596	1:01.384	70	23.326	1:02.521	70	25.855	1:02.651	70	26.808	1:02.319	70	30.048	1:02.799
70	21.000	1:01.979	51	27.956	1:02.670	86	30.747	1:01.780	86	30.278	1:00.897	86	31.113	1:00.394
51	25.481	1:02.280	86	29.089	1:23.515	51	31.466	1:03.632	51	31.790	1:01.690	51	33.941	1:01.710
27	37.822	1:04.904	27	42.710	1:05.083	27	47.309	1:04.721	27	50.330	1:04.387	27	55.436	1:04.665
60	50.581	1:02.006	60	51.942	1:01.556	60	53.174	1:01.354	60	53.892	1:02.084	60	55.440	1:01.107

Car 7 - 10 sec penalty - false start

Weather / Track : Cloudy / Drying

www.tsl-timing.com

Brands Indy
Circuit Length = 1.1986 miles
Start: 16:32 End: 16:47

Ginetta Junior Championship

ROUND 1 - LAP CHART

Lap 11			Lap 12			Lap 13			Lap 14		
No	Behind	Laptime	No	Behind	Laptime	No	Behind	Laptime	No	Behind	Laptime
66		59.552	66		59.526	66		1:00.487	8		1:00.593
8	0.809	59.348	8	0.749	59.466	8	0.271	1:00.009	66	0.025	1:00.889
28	1.592	1:00.221	28	2.059	59.993	28	1.679	1:00.107	28	0.506	59.691
6	1.983	59.887	6	2.148	59.691	6	2.000	1:00.339	6	0.615	59.479
91	3.199	1:00.332	27	1 LAP	1:07.227	91	3.959	1:00.628	91	2.939	59.844
7	4.783	1:00.234	91	3.818	1:00.145	52	5.039	59.764	52	3.972	59.797
52	5.435	59.601	52	5.762	59.853	7	8.080	1:01.979	7	7.337	1:00.121
72	7.139	59.897	7	6.588	1:01.331	72	9.334	1:01.963	72	8.517	1:00.047
55	9.552	1:00.339	72	7.858	1:00.245	55	11.427	1:00.969	55	11.054	1:00.491
15	14.381	1:00.389	55	10.945	1:00.919	27	1 LAP	1:08.730	15	13.064	1:00.297
23	22.611	1:00.897	15	14.424	59.569	15	13.631	59.694	27	1 LAP	1:05.170
25	23.993	1:00.368	23	23.648	1:00.563	25	24.014	1:00.002	23	25.379	1:01.887
24	26.724	1:01.286	25	24.499	1:00.032	23	24.356	1:01.195	24	30.489	1:01.917
26	27.287	1:01.482	24	28.489	1:01.291	24	29.436	1:01.434	29	30.801	1:01.022
29	29.611	1:00.906	26	29.217	1:01.456	26	30.553	1:01.823	26	31.478	1:01.789
33	32.870	1:02.943	29	30.674	1:00.589	29	30.643	1:00.456	86	34.946	1:00.995
86	33.429	1:01.868	86	34.719	1:00.816	86	34.815	1:00.583	25	38.273	1:15.123
70	33.704	1:03.208	70	36.917	1:02.739	70	38.171	1:01.741	70	38.518	1:01.211
51	35.966	1:01.577	33	36.946	1:03.602	33	38.947	1:02.488	33	41.593	1:03.510
60	56.946	1:01.058	51	37.945	1:01.505	51	39.273	1:01.815	51	41.928	1:03.519
			60	57.872	1:00.452	60	58.163	1:00.778	60	58.011	1:00.712

Car 7 - 10 sec penalty - false start

Weather / Track : Cloudy / Drying

www.tsl-timing.com

Brands Indy
Circuit Length = 1.1986 miles
Start: 16:32 End: 16:47

Ginetta Junior Championship

ROUND 1 - POSITION CHART

No	Name	Laps														
		Pos	1	2	3	4	5	6	7	8	9	10	11	12	13	14
15	POWELL	1	15	28	28	6	6	6	6	6	66	66	66	66	66	8
28	RICHARDSON	2	28	6	6	28	28	28	28	28	28	28	8	8	8	66
6	CARNABY	3	6	15	15	15	66	66	66	66	8	8	28	28	28	28
66	PETTIT	4	66	66	66	8	91	91	8	8	6	6	6	6	6	6
8	ZAMPARELLI	5	8	8	8	66	8	8	91	91	91	91	91	91	91	91
7	PONTING	6	7	91	91	91	7	7	7	7	7	7	7	52	52	52
91	WALKINSHAW	7	91	7	7	7	25	86	52	52	52	52	52	7	7	7
72	WATSON	8	72	72	25	25	86	52	72	72	72	72	72	72	72	72
25	WILLIAMSON	9	25	25	72	86	52	72	55	55	55	55	55	55	55	55
55	HILL	10	55	55	86	72	72	55	23	15	15	15	15	15	15	15
86	FARNDON	11	86	86	55	52	55	25	25	23	23	23	23	23	25	23
52	SOUTHERN	12	52	52	52	55	23	23	15	24	24	25	25	25	23	24
23	LLOYD	13	23	23	23	23	15	15	24	25	25	24	24	24	24	29
29	CRAIG	14	29	24	24	24	24	24	26	26	26	26	26	26	26	26
24	AUSTIN	15	24	29	60	33	33	33	33	33	33	29	29	29	29	86
60	BATTY	16	60	60	33	26	26	26	29	29	29	33	33	86	86	25
33	RATENBURY	17	33	33	29	29	29	29	70	70	70	70	86	70	70	70
26	MOORE	18	26	26	26	70	70	70	51	86	86	86	70	33	33	33
70	McGUIRE	19	70	70	70	51	51	51	86	51	51	51	51	51	51	51
51	AUSTIN	20	51	51	51	27	27	27	27	27	27	27	60	60	60	60
75	LLEWELLYN	21	75	27	27	60	60	60	60	60	60	60	27	27	27	
27	MORGAN	22	27	75	75											

Car 7 - 10 sec penalty - false start

Weather / Track : Cloudy / Drying

Ginetta Junior Championship

ROUND 2 - CLASSIFICATION

POS	NO	CL	NAME	NAT	ENTRY	LAPS	TIME	GAP	DIFF	MPH	BEST	ON
1	28		George RICHARDSON	GBR	Ginetta G20 Junior	14	15:33.229			64.73	59.283	8
2	52		Jay SOUTHERN	GBR	Ginetta G20 Junior	14	15:34.419	1.190	1.190	64.65	59.240	13
3	15		Alice POWELL	GBR	Ginetta G20 Junior	14	15:35.000	1.771	0.581	64.61	59.301	14
4	7		Nick PONTING	GBR	Ginetta G20 Junior	14	15:36.509	3.280	1.509	64.50	59.679	13
5	23		Daniel LLOYD	GBR	Ginetta G20 Junior	14	15:37.147	3.918	0.638	64.46	59.516	13
6	72		Casey WATSON	GBR	Ginetta G20 Junior	14	15:37.669	4.440	0.522	64.42	59.740	14
7	6		Thomas CARNABY	GBR	Ginetta G20 Junior	14	15:38.313	5.084	0.644	64.38	58.047	12
8	86		Jake FARNDON	GBR	Ginetta G20 Junior	14	15:38.956	5.727	0.643	64.33	59.988	13
9	60		Jake BATTY	GBR	Ginetta G20 Junior	14	15:39.277	6.048	0.321	64.31	59.590	13
10	91		Fergus WALKINSHAW	GBR	Ginetta G20 Junior	14	15:40.451	7.222	1.174	64.23	59.388	13
11	24		Simon AUSTIN	GBR	Ginetta G20 Junior	14	15:44.936	11.707	4.485	63.93	1:00.837	6
12	8		Dino ZAMPARELLI	GBR	Ginetta G20 Junior	14	15:45.138	11.909	0.202	63.91	58.316	13
13	55		Josh HILL	GBR	Ginetta G20 Junior	14	15:45.370	12.141	0.232	63.90	1:00.495	12
14	29		Ashley CRAIG	GBR	Ginetta G20 Junior	14	15:45.372	12.143	0.002	63.90	1:00.161	13
15	70		Max McGUIRE	GBR	Ginetta G20 Junior	14	15:46.558	13.329	1.186	63.82	1:00.316	13
16	27		Mia MORGAN	GBR	Ginetta G20 Junior	14	15:58.150	24.921	11.592	63.04	1:02.158	13
17	75		Oliver LLEWELLYN	GBR	Ginetta G20 Junior	14	15:58.330	25.101	0.180	63.03	1:01.198	14
18	33		Jake RATENBURY	GBR	Ginetta G20 Junior	14	15:59.232	26.003	0.902	62.97	1:02.025	14
19	51		Alex AUSTIN	GBR	Ginetta G20 Junior	14	15:59.974	26.745	0.742	62.92	1:01.952	14
20	26		Sarah MOORE	GBR	Ginetta G20 Junior	14	16:25.931	52.702	25.957	61.27	1:01.918	13

NOT CLASSIFIED

<i>DNF</i>	66		Dominic PETTIT	GBR	Ginetta G20 Junior	7	7:59.523	7 laps	7 laps	62.99	59.580	7
<i>DNF</i>	25		Aaron WILLIAMSON	GBR	Ginetta G20 Junior	1	18:15.987	13 laps	6 laps	3.93	1:07.392	1

FASTEST LAP

	6		Thomas CARNABY	GBR	Ginetta G20 Junior	12	58.047		74.33 mph		119.63 kph	
--	---	--	-----------------------	-----	--------------------	----	--------	--	-----------	--	------------	--

Weather / Track : Cloudy / Dry

These results are provisional until the conclusion of any judicial and technical matters.

Brands Indy
Circuit Length = 1.1986 miles
Start: 12:07 End: 12:27

Clerk of Course :		Timekeeper :	
-------------------	--	--------------	--

Ginetta Junior Championship

ROUND 2 - SECTOR ANALYSIS

6	Thomas CARNABY				Ginetta G20 Junior						
1-				1:06.222	8-					1:00.820	
2-				1:01.175	9-					1:23.506	
3-				1:13.303	10-					1:12.377	
4-				1:25.168	11-					1:08.087	
5-				1:08.086	12-					58.047	
6-				1:00.067	13-					58.127	
7-				1:00.377	14-					58.583	
7	Nick PONTING				Ginetta G20 Junior						
1-	41.728	72.6	25.016	92.4	1:06.744	8-	35.620	77.5	24.149	94.4	59.769
2-	38.043	74.5	24.695	92.8	1:02.738	9-	44.168	28.3	41.745	66.2	1:25.913
3-	44.473	50.1	32.402	60.6	1:16.875	10-	44.420	64.6	24.799	95.1	1:09.219
4-	51.534	53.2	31.751	62.1	1:23.285	11-	35.764	76.7	25.077	93.1	1:00.841
5-	41.099	70.5	25.280	93.9	1:06.379	12-	35.613	77.6	24.172	94.7	59.785
6-	35.762	76.5	24.330	94.1	1:00.092	13-	35.562	77.1	24.117	93.9	59.679
7-	35.671	76.8	24.075	94.4	59.746	14-	35.654	76.7	24.201	94.1	59.855
8	Dino ZAMPARELLI				Ginetta G20 Junior						
1-	40.688	74.0	24.989	94.3	1:05.677	8-	35.313	79.2	23.885	97.4	59.198
2-	36.657	76.6	24.938	87.6	1:01.595	9-	44.553	29.5	40.904	68.0	1:25.457
3-	42.054	54.4	31.926	73.7	1:13.980	10-	45.779	72.4	25.286	94.4	1:11.065
4-	53.907	58.4	31.403	66.4	1:25.310	11-	35.745	77.8	37.367	93.6	1:13.112
5-	41.633	74.0	25.324	95.1	1:06.957	12-	35.140	77.3	23.979	95.1	59.119
6-	35.958	77.8	24.117	96.8	1:00.075	13-	34.821	78.2	23.495	97.8	58.316
7-	35.899	77.1	24.508	96.1	1:00.407	14-	35.370	78.1	24.564	94.9	59.934
15	Alice POWELL				Ginetta G20 Junior						
1-	40.678	74.3	25.229	94.4	1:05.907	8-	37.041	77.2	23.880	95.6	1:00.921
2-	36.797	75.9	25.001	91.2	1:01.798	9-	44.062	29.2	40.852	72.5	1:24.914
3-	41.703	56.5	32.152	70.1	1:13.855	10-	45.617	67.6	24.628	96.4	1:10.245
4-	53.458	62.2	31.863	65.1	1:25.321	11-	35.847	77.9	24.916	90.4	1:00.763
5-	41.261	72.9	25.990	92.3	1:07.251	12-	36.082	77.8	23.933	95.9	1:00.015
6-	36.607	77.0	24.379	95.3	1:00.986	13-	35.448	77.9	23.985	95.5	59.433
7-	35.610	77.7	24.489	96.6	1:00.099	14-	35.357	77.4	23.944	95.6	59.301
23	Daniel LLOYD				Ginetta G20 Junior						
1-	41.589	72.2	25.155	93.9	1:06.744	8-	36.243	75.5	24.344	93.3	1:00.587
2-	37.754	74.2	24.521	93.7	1:02.275	9-	43.422	30.4	41.662	65.7	1:25.084
3-	44.224	48.3	32.274	59.4	1:16.498	10-	44.599	74.2	24.140	97.0	1:08.739
4-	51.583	53.3	31.948	61.5	1:23.531	11-	36.381	72.8	24.924	94.5	1:01.305
5-	41.289	72.6	24.562	96.6	1:05.851	12-	35.659	75.7	24.138	95.1	59.797
6-	36.187	75.3	24.176	95.2	1:00.363	13-	35.438	76.5	24.078	95.2	59.516
7-	35.822	76.0	24.174	95.2	59.996	14-	35.804	75.9	24.110	95.2	59.914
24	Simon AUSTIN				Ginetta G20 Junior						
1-	43.144	71.0	25.618	92.7	1:08.762	8-	36.421	77.2	24.508	93.7	1:00.929
2-	38.063	76.1	25.099	93.3	1:03.162	9-	39.712	43.2	40.163	57.5	1:19.875
3-	44.181	52.6	31.347	54.8	1:15.528	10-	45.278	75.3	24.930	94.0	1:10.208
4-	51.875	55.5	31.341	60.4	1:23.216	11-	36.287	76.3	25.315	92.4	1:01.602
5-	43.484	76.2	25.078	94.0	1:08.562	12-	36.600	76.7	24.323	94.5	1:00.923
6-	36.140	77.7	24.697	94.3	1:00.837	13-	36.292	76.8	24.812	94.3	1:01.104
7-	36.216	76.9	24.675	93.6	1:00.891	14-	36.313	76.3	24.733	95.1	1:01.046
25	Aaron WILLIAMSON				Ginetta G20 Junior						
1-	41.981	72.5	25.411	93.5	1:07.392						
26	Sarah MOORE				Ginetta G20 Junior						
1-	44.013	67.0	26.932	89.7	1:10.945	8-	44.507	33.1	31.467	87.7	1:15.974
2-	38.414	72.3	25.276	91.1	1:03.690	9-	37.381	72.3	25.323	88.1	1:02.704
3-	44.082	66.8	30.702	72.2	1:14.784	10-	37.052	72.2	25.008	88.8	1:02.060
4-	53.249	67.0	30.453	72.6	1:23.702	11-	36.956	71.6	25.110	89.0	1:02.066
5-	46.318	68.6	28.002	88.4	1:14.320	12-	37.040	72.7	25.184	88.4	1:02.224

Brands Indy
Circuit Length = 1.1986 miles
Start: 12:07 End: 12:27

Weather / Track : Cloudy / Dry

Ginetta Junior Championship

ROUND 2 - SECTOR ANALYSIS

6 -	37.585	72.6	1:00.260	80.0	1:37.845	13 -	36.875	72.8	25.043	89.0	1:01.918
7 -	37.874	72.2	25.144	85.9	1:03.018	14 -	37.299	71.9	25.061	88.8	1:02.360
27	Mia MORGAN Ginetta G20 Junior										
1 -	42.905	69.8	26.501	91.7	1:09.406	8 -	38.033	75.9	25.199	92.3	1:03.232
2 -	38.267	73.7	25.577	91.7	1:03.844	9 -	38.391	73.9	30.281	56.7	1:08.672
3 -	43.132	64.4	30.954	62.5	1:14.086	10 -	47.335	70.6	26.769	90.9	1:14.104
4 -	53.581	69.2	30.220	74.7	1:23.801	11 -	37.225	74.0	26.435	91.6	1:03.660
5 -	46.535	70.1	28.039	90.1	1:14.574	12 -	37.575	74.4	25.047	91.7	1:02.622
6 -	37.696	73.5	25.421	90.7	1:03.117	13 -	37.075	74.4	25.083	91.9	1:02.158
7 -	37.801	74.9	25.341	91.2	1:03.142	14 -	37.229	74.8	25.026	91.6	1:02.255
28	George RICHARDSON Ginetta G20 Junior										
1 -	40.646	73.7	25.079	92.9	1:05.725	8 -	35.260	77.5	24.023	95.1	59.283
2 -	36.866	75.1	24.760	93.7	1:01.626	9 -	43.999	30.2	40.829	67.5	1:24.828
3 -	40.493	57.4	32.729	68.3	1:13.222	10 -	45.676	73.8	26.097	93.7	1:11.773
4 -	51.069	62.8	34.207	64.5	1:25.276	11 -	35.700	75.7	24.310	94.4	1:00.010
5 -	41.517	72.5	26.746	93.2	1:08.263	12 -	35.486	77.2	24.223	94.4	59.709
6 -	35.889	77.0	24.176	94.8	1:00.065	13 -	35.352	77.5	24.102	94.3	59.454
7 -	36.041	76.2	24.347	94.8	1:00.388	14 -	35.414	77.7	24.230	94.4	59.644
29	Ashley CRAIG Ginetta G20 Junior										
1 -	41.809	73.8	26.165	95.6	1:07.974	8 -	36.982	77.2	24.340	94.9	1:01.322
2 -	38.415	76.4	25.796	94.3	1:04.211	9 -	37.324	77.0	32.420	57.9	1:09.744
3 -	44.629	67.2	30.057	66.7	1:14.686	10 -	46.013	74.6	24.452	95.6	1:10.465
4 -	53.649	66.2	30.327	64.2	1:23.976	11 -	36.180	77.4	25.073	94.9	1:01.253
5 -	45.634	71.2	28.163	84.4	1:13.797	12 -	36.161	77.6	24.136	96.4	1:00.297
6 -	37.443	77.0	25.419	92.8	1:02.862	13 -	35.843	78.2	24.318	97.7	1:00.161
7 -	37.231	75.1	24.479	96.1	1:01.710	14 -	36.243	78.2	24.178	96.7	1:00.421
33	Jake RATENBURY Ginetta G20 Junior										
1 -	1:03.853	45.4	27.001	92.3	1:30.854	8 -	37.654	75.4	25.300	94.4	1:02.954
2 -	38.837	74.2	25.497	93.7	1:04.334	9 -	38.057	75.1	27.594	60.8	1:05.651
3 -	38.722	74.5	25.623	93.9	1:04.345	10 -	47.227	67.2	26.140	94.9	1:13.367
4 -	49.627	73.6	27.902	64.5	1:17.529	11 -	37.482	75.8	25.700	96.0	1:03.182
5 -	46.461	63.3	26.889	80.6	1:13.350	12 -	37.826	74.6	25.313	95.1	1:03.139
6 -	39.430	76.2	25.167	94.3	1:04.597	13 -	37.042	76.1	25.865	94.9	1:02.907
7 -	37.296	75.7	25.326	94.9	1:02.622	14 -	37.325	76.4	24.700	96.4	1:02.025
51	Alex AUSTIN Ginetta G20 Junior										
1 -	44.728	66.5	26.452	90.8	1:11.180	8 -	37.968	59.7	26.959	89.0	1:04.927
2 -	39.699	72.3	25.488	91.9	1:05.187	9 -	37.660	72.5	26.235	67.5	1:03.895
3 -	46.103	55.9	29.136	66.5	1:15.239	10 -	47.032	71.1	26.538	90.8	1:13.570
4 -	55.042	68.7	29.039	55.3	1:24.081	11 -	37.364	73.9	25.724	93.2	1:03.088
5 -	45.904	66.4	27.575	80.3	1:13.479	12 -	37.759	73.7	25.014	92.9	1:02.773
6 -	40.797	72.3	24.864	91.6	1:05.661	13 -	38.382	68.2	24.898	92.3	1:03.280
7 -	37.071	73.8	25.466	91.3	1:02.537	14 -	36.946	73.9	25.006	91.6	1:01.952
52	Jay SOUTHERN Ginetta G20 Junior										
1 -	41.165	73.4	24.932	94.4	1:06.097	8 -	35.993	77.5	23.830	94.0	59.823
2 -	36.708	75.7	24.808	93.6	1:01.516	9 -	43.788	29.9	40.888	75.1	1:24.676
3 -	42.058	56.8	32.605	73.0	1:14.663	10 -	46.081	68.8	24.486	95.9	1:10.567
4 -	52.694	54.2	32.216	61.6	1:24.910	11 -	35.924	77.2	25.364	92.9	1:01.288
5 -	41.937	63.5	24.846	94.7	1:06.783	12 -	35.593	77.3	24.083	93.6	59.676
6 -	35.288	78.0	24.332	93.7	59.620	13 -	35.174	77.4	24.066	94.0	59.240
7 -	35.744	77.9	24.061	96.6	59.805	14 -	35.309	77.9	24.052	94.4	59.361
55	Josh HILL Ginetta G20 Junior										
1 -					1:17.903	8 -					1:00.853
2 -					1:02.991	9 -					1:09.751
3 -					1:15.306	10 -					1:10.419
4 -					1:23.610	11 -					1:00.842
5 -					1:13.740	12 -					1:00.495
6 -					1:01.988	13 -					1:00.733

Brands Indy
Circuit Length = 1.1986 miles
Start: 12:07 End: 12:27

Weather / Track : Cloudy / Dry

Ginetta Junior Championship

ROUND 2 - SECTOR ANALYSIS

7-				1:01.198	14-				1:00.569		
60	Jake BATTY		Ginetta G20 Junior								
1-	41.527	70.9	26.288	93.7	1:07.815	8-	36.491	76.5	24.421	91.4	1:00.912
2-	37.428	75.8	25.153	89.7	1:02.581	9-	40.274	35.8	40.804	59.7	1:21.078
3-	45.515	51.0	30.967	47.9	1:16.482	10-	45.232	74.6	24.369	95.5	1:09.601
4-	52.273	52.7	31.175	58.2	1:23.448	11-	35.829	76.4	24.867	94.5	1:00.696
5-	43.033	75.1	25.330	95.1	1:08.363	12-	35.754	76.3	24.248	95.2	1:00.002
6-	36.255	76.6	24.540	95.1	1:00.795	13-	35.413	77.0	24.177	95.3	59.590
7-	35.885	76.7	24.331	94.9	1:00.216	14-	35.854	77.4	24.242	95.7	1:00.096
66	Dominic PETTIT		Ginetta G20 Junior								
1-	40.721	76.0	24.906	95.9	1:05.627	5-	41.834	64.5	24.845	95.1	1:06.679
2-	36.804	77.5	24.846	89.5	1:01.650	6-	35.622	76.4	24.505	95.9	1:00.127
3-	42.475	63.0	32.896	71.9	1:15.371	7-	35.182	78.3	24.398	97.4	59.580
4-	52.747	54.1	32.576	66.2	1:25.323						
70	Max McGUIRE		Ginetta G20 Junior								
1-	44.448	71.3	26.281	93.2	1:10.729	8-	36.463	75.5	24.546	94.7	1:01.009
2-	37.952	75.6	25.198	93.9	1:03.150	9-	37.935	44.3	39.864	57.3	1:17.799
3-	43.949	54.1	31.194	60.2	1:15.143	10-	45.577	74.6	24.738	95.2	1:10.315
4-	52.231	65.5	30.869	63.4	1:23.100	11-	36.776	75.9	25.781	94.8	1:02.557
5-	44.310	74.6	25.522	94.3	1:09.832	12-	36.616	76.6	24.313	95.2	1:00.929
6-	36.679	76.2	25.071	94.5	1:01.750	13-	35.938	76.5	24.378	95.6	1:00.316
7-	36.231	76.3	24.652	94.4	1:00.883	14-	37.228	76.8	24.511	95.2	1:01.739
72	Casey WATSON		Ginetta G20 Junior								
1-	41.799	72.3	26.062	92.7	1:07.861	8-	36.334	75.9	24.330	92.9	1:00.664
2-	38.435	75.7	24.829	92.3	1:03.264	9-	41.908	29.9	41.623	61.2	1:23.531
3-	44.046	55.1	31.984	55.1	1:16.030	10-	44.857	74.6	24.410	94.7	1:09.267
4-	51.907	52.5	31.548	60.0	1:23.455	11-	35.543	76.2	25.115	94.5	1:00.658
5-	41.964	75.3	24.882	93.9	1:06.846	12-	35.721	75.7	24.157	94.4	59.878
6-	36.308	75.7	24.381	94.0	1:00.689	13-	35.618	76.7	24.171	94.0	59.789
7-	35.909	76.7	24.326	93.9	1:00.235	14-	35.651	76.4	24.089	94.1	59.740
75	Oliver LLEWELLYN		Ginetta G20 Junior								
1-	43.817	70.4	26.583	93.1	1:10.400	8-	37.005	76.3	24.969	86.6	1:01.974
2-	38.889	74.2	25.457	86.4	1:04.346	9-	39.294	73.7	29.662	58.8	1:08.956
3-	44.340	63.9	30.397	69.0	1:14.737	10-	47.370	69.1	26.548	90.6	1:13.918
4-	53.330	66.7	30.080	70.3	1:23.410	11-	38.121	75.3	25.836	89.0	1:03.957
5-	46.161	65.0	27.641	91.4	1:13.802	12-	37.584	75.3	25.287	93.3	1:02.871
6-	37.759	73.2	27.427	89.6	1:05.186	13-	37.050	76.0	25.501	91.9	1:02.551
7-	36.953	76.1	24.761	94.0	1:01.714	14-	36.540	76.7	24.658	93.2	1:01.198
86	Jake FARDON		Ginetta G20 Junior								
1-	41.241	72.3	25.329	93.7	1:06.570	8-	36.594	76.3	24.342	94.0	1:00.936
2-	37.405	75.3	25.515	89.8	1:02.920	9-	39.707	29.6	41.514	62.6	1:21.221
3-	44.419	59.0	31.258	54.9	1:15.677	10-	44.954	75.1	24.558	95.5	1:09.512
4-	52.202	51.3	31.800	62.5	1:24.002	11-	35.684	76.7	24.750	95.5	1:00.434
5-	42.614	75.0	25.334	94.1	1:07.948	12-	35.813	76.7	24.307	94.8	1:00.120
6-	36.393	75.9	24.500	93.2	1:00.893	13-	35.789	76.6	24.199	94.7	59.988
7-	36.164	76.3	24.312	94.1	1:00.476	14-	35.564	77.2	24.731	95.3	1:00.295
91	Fergus WALKINSHAW		Ginetta G20 Junior								
1-	51.426	74.2	24.774	93.5	1:16.200	8-	36.081	74.9	24.191	93.3	1:00.272
2-	37.405	74.4	25.806	92.6	1:03.211	9-	35.707	72.6	37.062	58.3	1:12.769
3-	45.480	59.9	29.596	68.5	1:15.076	10-	45.894	73.6	24.117	94.4	1:10.011
4-	54.068	66.9	30.075	58.0	1:24.143	11-	35.808	74.6	24.689	94.3	1:00.497
5-	45.811	67.0	27.412	83.6	1:13.223	12-	35.816	76.8	23.842	94.5	59.658
6-	36.459	76.1	24.742	93.9	1:01.201	13-	35.343	75.8	24.045	93.6	59.388
7-	35.738	75.7	24.142	93.2	59.880	14-	35.198	74.5	24.235	93.3	59.433

Brands Indy
Circuit Length = 1.1986 miles
Start: 12:07 End: 12:27

Weather / Track : Cloudy / Dry

Ginetta Junior Championship

ROUND 2 - SPEED TRAPS

SECTOR 1				SECTOR 2			FINISH LINE			
POS	NO	NAME	MPH	NO	NAME	MPH	NO	NAME	MPH	
1	8	Dino ZAMPARELLI	79.2				8	Dino ZAMPARELLI	97.8	
2	66	Dominic PETTIT	78.3				29	Ashley CRAIG	97.7	
3	29	Ashley CRAIG	78.2				66	Dominic PETTIT	97.4	
4	52	Jay SOUTHERN	78.0				23	Daniel LLOYD	97.0	
5	15	Alice POWELL	77.9				15	Alice POWELL	96.6	
6	24	Simon AUSTIN	77.7				52	Jay SOUTHERN	96.6	
7	28	George RICHARDSON	77.7				33	Jake RATENBURY	96.4	
8	7	Nick PONTING	77.6				60	Jake BATTY	95.7	
9	60	Jake BATTY	77.4				70	Max McGUIRE	95.6	
10	86	Jake FARNDON	77.2				86	Jake FARNDON	95.5	
11	70	Max McGUIRE	76.8				7	Nick PONTING	95.1	
12	91	Fergus WALKINSHAW	76.8				24	Simon AUSTIN	95.1	
13	72	Casey WATSON	76.7				28	George RICHARDSON	95.1	
14	75	Oliver LLEWELLYN	76.7				72	Casey WATSON	94.7	
15	23	Daniel LLOYD	76.5				91	Fergus WALKINSHAW	94.5	
16	33	Jake RATENBURY	76.4				75	Oliver LLEWELLYN	94.0	
17	27	Mia MORGAN	75.9				25	Aaron WILLIAMSON	93.5	
18	51	Alex AUSTIN	73.9				51	Alex AUSTIN	93.2	
19	26	Sarah MOORE	72.9				27	Mia MORGAN	92.3	
20	25	Aaron WILLIAMSON	72.5				26	Sarah MOORE	91.1	
21										
22										

Weather / Track : Cloudy / Dry

www.tsl-timing.com

Brands Indy
 Circuit Length = 1.1986 miles
 Start: 12:07 End: 12:27

Printed - 12:30 Sunday, 30 March 2008

Ginetta Junior Championship

ROUND 2 - BEST SECTORS

SECTOR 1			SECTOR 2			IDEAL / BEST COMPARISON						
POS	NO	NAME	TIME	NO	NAME	TIME	POS	NO	NAME	IDEAL	BEST	DIFF
1	8	ZAMPARELLI	34.821	8	ZAMPARELLI	23.495	1	8	ZAMPARELLI	58.316	58.316	0.000
2	52	SOUTHERN	35.174	52	SOUTHERN	23.830	2	52	SOUTHERN	59.004	59.240	0.236
3	66	PETTIT	35.182	91	WALKINSHAW	23.842	3	91	WALKINSHAW	59.040	59.388	0.348
4	91	WALKINSHAW	35.198	15	POWELL	23.880	4	15	POWELL	59.237	59.301	0.064
5	28	RICHARDSON	35.260	28	RICHARDSON	24.023	5	28	RICHARDSON	59.283	59.283	0.000
6	15	POWELL	35.357	7	PONTING	24.075	6	23	LLOYD	59.516	59.516	0.000
7	60	BATTY	35.413	23	LLOYD	24.078	7	66	PETTIT	59.580	59.580	0.000
8	23	LLOYD	35.438	72	WATSON	24.089	8	60	BATTY	59.590	59.590	0.000
9	72	WATSON	35.543	29	CRAIG	24.136	9	72	WATSON	59.632	59.740	0.108
10	7	PONTING	35.562	60	BATTY	24.177	10	7	PONTING	59.637	59.679	0.042
11	86	FARNDON	35.564	86	FARNDON	24.199	11	86	FARNDON	59.763	59.988	0.225
12	29	CRAIG	35.843	70	McGUIRE	24.313	12	29	CRAIG	59.979	1:00.161	0.182
13	70	McGUIRE	35.938	24	AUSTIN	24.323	13	70	McGUIRE	1:00.251	1:00.316	0.065
14	24	AUSTIN	36.140	66	PETTIT	24.398	14	24	AUSTIN	1:00.463	1:00.837	0.374
15	75	LLEWELLYN	36.540	75	LLEWELLYN	24.658	15	75	LLEWELLYN	1:01.198	1:01.198	0.000
16	26	MOORE	36.875	33	RATENBURY	24.700	16	33	RATENBURY	1:01.742	1:02.025	0.283
17	51	AUSTIN	36.946	51	AUSTIN	24.864	17	51	AUSTIN	1:01.810	1:01.952	0.142
18	33	RATENBURY	37.042	26	MOORE	25.008	18	26	MOORE	1:01.883	1:01.918	0.035
19	27	MORGAN	37.075	27	MORGAN	25.026	19	27	MORGAN	1:02.101	1:02.158	0.057
20	25	WILLIAMSON	41.981	25	WILLIAMSON	25.411	20	25	WILLIAMSON	1:07.392	1:07.392	0.000
21	6	CARNABY		6	CARNABY		21	6	CARNABY		58.047	0.000
22	55	HILL		55	HILL		22	55	HILL		1:00.495	0.000
Perfect lap										58.316		

Weather / Track : Cloudy / Dry

www.tsl-timing.com

Brands Indy
Circuit Length = 1.1986 miles
Start: 12:07 End: 12:27

Printed - 12.30 Sunday, 30 March 2008

Ginetta Junior Championship

ROUND 2 - LAP CHART

Lap 1			Lap 2			Lap 3			Lap 4			Lap 5		
No	Behind	Laptime	No	Behind	Laptime	No	Behind	Laptime	No	Behind	Laptime	No	Behind	Laptime
28		1:05.725	28		1:01.626	28		1:13.222	28		1:25.276	28		1:08.263
15	0.410	1:05.907	6	0.451	1:01.175	6	0.532	1:13.303	6	0.424	1:25.168	6	0.247	1:08.086
6	0.902	1:06.222	15	0.582	1:01.798	15	1.215	1:13.855	15	1.260	1:25.321	15	0.248	1:07.251
8	0.925	1:05.677	8	0.894	1:01.595	8	1.652	1:13.980	8	1.686	1:25.310	8	0.380	1:06.957
66	1.105	1:05.627	66	1.129	1:01.650	66	3.278	1:15.371	66	3.325	1:25.323	66	1.741	1:06.679
7	2.645	1:06.744	52	2.693	1:01.516	52	4.134	1:14.663	52	3.768	1:24.910	52	2.288	1:06.783
52	2.803	1:06.097	7	3.757	1:02.738	7	7.410	1:16.875	7	5.419	1:23.285	7	3.535	1:06.379
25	3.878	1:07.392	23	4.652	1:02.275	23	7.928	1:16.498	23	6.183	1:23.531	23	3.771	1:05.851
72	3.935	1:07.861	72	5.573	1:03.264	72	8.381	1:16.030	72	6.560	1:23.455	72	5.143	1:06.846
23	4.003	1:06.744	86	6.140	1:02.920	86	8.595	1:15.677	86	7.321	1:24.002	86	7.006	1:07.948
86	4.846	1:06.570	60	6.684	1:02.581	60	9.944	1:16.482	60	8.116	1:23.448	60	8.216	1:08.363
60	5.729	1:07.815	24	8.901	1:03.162	24	11.207	1:15.528	24	9.147	1:23.216	24	9.446	1:08.562
24	7.365	1:08.762	70	9.872	1:03.150	70	11.793	1:15.143	70	9.617	1:23.100	70	11.186	1:09.832
70	8.348	1:10.729	27	11.413	1:03.844	27	12.277	1:14.086	27	10.802	1:23.801	27	17.113	1:14.574
27	9.195	1:09.406	26	11.642	1:03.690	26	13.204	1:14.784	26	11.630	1:23.702	26	17.687	1:14.320
26	9.578	1:10.945	75	12.742	1:04.346	75	14.257	1:14.737	75	12.391	1:23.410	75	17.930	1:13.802
75	10.022	1:10.400	29	13.364	1:04.211	29	14.828	1:14.686	29	13.528	1:23.976	29	19.062	1:13.797
51	10.617	1:11.180	91	13.586	1:03.211	91	15.440	1:15.076	91	14.307	1:24.143	91	19.267	1:13.223
29	10.779	1:07.974	51	14.178	1:05.187	51	16.195	1:15.239	55	14.970	1:23.610	51	20.216	1:13.479
91	12.001	1:16.200	55	14.552	1:02.991	55	16.636	1:15.306	51	15.000	1:24.081	55	20.447	1:13.740
55	13.187	1:17.903	33	32.250	1:04.334	33	23.373	1:04.345	33	15.626	1:17.529	33	20.713	1:13.350
33	29.542	1:30.854												

Ginetta Junior Championship

ROUND 2 - LAP CHART

Lap 6			Lap 7			Lap 8			Lap 9			Lap 10		
No	Behind	Laptime	No	Behind	Laptime	No	Behind	Laptime	No	Behind	Laptime	No	Behind	Laptime
28		1:00.065	28		1:00.388	28		59.283	28		1:24.828	28		1:11.773
6	0.249	1:00.067	6	0.238	1:00.377	8	0.324	59.198	6	0.453	1:23.506	8	0.245	1:11.065
8	0.390	1:00.075	8	0.409	1:00.407	6	1.775	1:00.820	8	0.953	1:25.457	52	0.442	1:10.567
15	1.169	1:00.986	15	0.880	1:00.099	52	1.800	59.823	52	1.648	1:24.676	6	1.057	1:12.377
66	1.803	1:00.127	66	0.995	59.580	15	2.518	1:00.921	15	2.604	1:24.914	15	1.076	1:10.245
52	1.843	59.620	52	1.260	59.805	7	3.406	59.769	7	4.491	1:25.913	7	1.937	1:09.219
7	3.562	1:00.092	7	2.920	59.746	23	4.981	1:00.587	23	5.237	1:25.084	23	2.203	1:08.739
23	4.069	1:00.363	23	3.677	59.996	72	6.995	1:00.664	72	5.698	1:23.531	72	3.192	1:09.267
72	5.767	1:00.689	72	5.614	1:00.235	86	9.575	1:00.936	86	5.968	1:21.221	86	3.707	1:09.512
86	7.834	1:00.893	86	7.922	1:00.476	60	10.403	1:00.912	60	6.653	1:21.078	60	4.481	1:09.601
60	8.946	1:00.795	60	8.774	1:00.216	24	12.367	1:00.929	24	7.414	1:19.875	24	5.849	1:10.208
24	10.218	1:00.837	24	10.721	1:00.891	70	15.092	1:01.009	70	8.063	1:17.799	70	6.605	1:10.315
70	12.871	1:01.750	70	13.366	1:00.883	91	20.884	1:00.272	91	8.825	1:12.769	91	7.063	1:10.011
27	20.165	1:03.117	91	19.895	59.880	55	24.750	1:00.853	55	9.673	1:09.751	55	8.319	1:10.419
91	20.403	1:01.201	27	22.919	1:03.142	29	25.220	1:01.322	29	10.136	1:09.744	29	8.828	1:10.465
29	21.859	1:02.862	55	23.180	1:01.198	27	26.868	1:03.232	27	10.712	1:08.672	27	13.043	1:14.104
55	22.370	1:01.988	29	23.181	1:01.710	75	27.068	1:01.974	75	11.196	1:08.956	75	13.341	1:13.918
75	23.051	1:05.186	75	24.377	1:01.714	33	31.150	1:02.954	33	11.973	1:05.651	33	13.567	1:13.367
33	25.245	1:04.597	33	27.479	1:02.622	51	33.605	1:04.927	51	12.672	1:03.895	51	14.469	1:13.570
51	25.812	1:05.661	51	27.961	1:02.537	26	1:14.788	1:15.974	26	52.664	1:02.704	26	42.951	1:02.060
26	55.467	1:37.845	26	58.097	1:03.018									

Ginetta Junior Championship

ROUND 2 - LAP CHART

Lap 11			Lap 12			Lap 13			Lap 14		
No	Behind	Laptime	No	Behind	Laptime	No	Behind	Laptime	No	Behind	Laptime
28		1:00.010	28		59.709	28		59.454	28		59.644
52	1.720	1:01.288	52	1.687	59.676	52	1.473	59.240	52	1.190	59.361
15	1.829	1:00.763	15	2.135	1:00.015	15	2.114	59.433	15	1.771	59.301
7	2.768	1:00.841	7	2.844	59.785	7	3.069	59.679	7	3.280	59.855
23	3.498	1:01.305	23	3.586	59.797	23	3.648	59.516	23	3.918	59.914
72	3.840	1:00.658	72	4.009	59.878	72	4.344	59.789	72	4.440	59.740
86	4.131	1:00.434	86	4.542	1:00.120	86	5.076	59.988	6	5.084	58.583
60	5.167	1:00.696	60	5.460	1:00.002	60	5.596	59.590	86	5.727	1:00.295
24	7.441	1:01.602	6	7.472	58.047	6	6.145	58.127	60	6.048	1:00.096
91	7.550	1:00.497	91	7.499	59.658	91	7.433	59.388	91	7.222	59.433
6	9.134	1:08.087	24	8.655	1:00.923	24	10.305	1:01.104	24	11.707	1:01.046
55	9.151	1:00.842	55	9.937	1:00.495	55	11.216	1:00.733	8	11.909	59.934
70	9.152	1:02.557	70	10.372	1:00.929	70	11.234	1:00.316	55	12.141	1:00.569
29	10.071	1:01.253	29	10.659	1:00.297	29	11.366	1:00.161	29	12.143	1:00.421
8	13.347	1:13.112	8	12.757	59.119	8	11.619	58.316	70	13.329	1:01.739
27	16.693	1:03.660	27	19.606	1:02.622	27	22.310	1:02.158	27	24.921	1:02.255
33	16.739	1:03.182	33	20.169	1:03.139	75	23.547	1:02.551	75	25.101	1:01.198
75	17.288	1:03.957	75	20.450	1:02.871	33	23.622	1:02.907	33	26.003	1:02.025
51	17.547	1:03.088	51	20.611	1:02.773	51	24.437	1:03.280	51	26.745	1:01.952
26	45.007	1:02.066	26	47.522	1:02.224	26	49.986	1:01.918	26	52.702	1:02.360

Ginetta Junior Championship

ROUND 2 - POSITION CHART

No	Name	Laps														
		Pos	1	2	3	4	5	6	7	8	9	10	11	12	13	14
28	RICHARDSON	1	28	28	28	28	28	28	28	28	28	28	28	28	28	28
15	POWELL	2	15	6	6	6	6	6	6	8	6	8	52	52	52	52
6	CARNABY	3	6	15	15	15	15	8	8	6	8	52	15	15	15	15
8	ZAMPARELLI	4	8	8	8	8	8	15	15	52	52	6	7	7	7	7
66	PETTIT	5	66	66	66	66	66	66	66	15	15	15	23	23	23	23
7	PONTING	6	7	52	52	52	52	52	52	7	7	7	72	72	72	72
52	SOUTHERN	7	52	7	7	7	7	7	7	23	23	23	86	86	86	6
25	WILLIAMSON	8	25	23	23	23	23	23	23	72	72	72	60	60	60	86
72	WATSON	9	72	72	72	72	72	72	72	86	86	86	24	6	6	60
23	LLOYD	10	23	86	86	86	86	86	86	60	60	60	91	91	91	91
86	FARNDON	11	86	60	60	60	60	60	60	24	24	24	6	24	24	24
60	BATTY	12	60	24	24	24	24	24	24	70	70	70	55	55	55	8
24	AUSTIN	13	24	70	70	70	70	70	70	91	91	91	70	70	70	55
70	McGUIRE	14	70	27	27	27	27	27	91	55	55	55	29	29	29	29
27	MORGAN	15	27	26	26	26	26	91	27	29	29	29	8	8	8	70
26	MOORE	16	26	75	75	75	75	29	55	27	27	27	27	27	27	27
75	LLEWELLYN	17	75	29	29	29	29	55	29	75	75	75	33	33	75	75
51	AUSTIN	18	51	91	91	91	91	75	75	33	33	33	75	75	33	33
29	CRAIG	19	29	51	51	55	51	33	33	51	51	51	51	51	51	51
91	WALKINSHAW	20	91	55	55	51	55	51	51	26	26	26	26	26	26	26
55	HILL	21	55	33	33	33	33	26	26							
33	RATENBURY	22	33													