



# SEAT CUPRA CHAMPIONSHIP

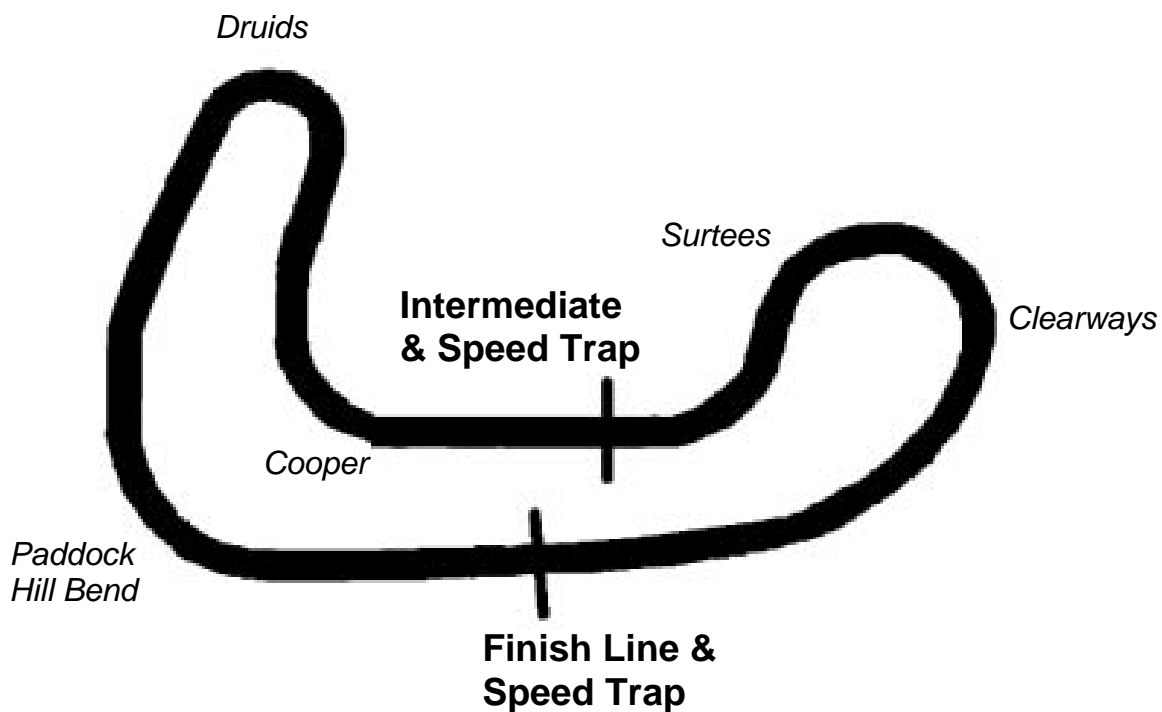
**Rounds 1 & 2  
Brands Hatch Indy**

**29th March / 30th March 2008**



**Results Provided by Timing Solutions Ltd**  
[www.tsl-timing.com](http://www.tsl-timing.com)

# BRANDS HATCH INDY



Circuit Length: 1.1986 miles / 1929.0 metres  
Intermediate 1: 1112 metres  
Pit In: 1669 metres  
Pit Out: 91 metres after Finish Line

# SEAT Cupra Championship

## QUALIFYING - ROUND 1 - CLASSIFICATION

POS	NO	CL	NAME	NAT	ENTRY	TIME	ON	LAPS	GAP	DIFF	MPH
1	25		<b>Robert LAWSON</b>		Bardon / JHR	<b>50.148</b>	4	4			86.04
2	34		<b>Martin BYFORD</b>		AB Glass / Z Speed Racing	<b>50.434</b>	11	12	<b>0.286</b>	0.286	85.55
3	1		<b>Jonathan ADAM</b>		Total Control Racing	<b>50.496</b>	7	13	<b>0.348</b>	0.062	85.45
4	7		<b>Daniel WELCH</b>		Marriott / Welch Motorsport	<b>50.527</b>	8	13	<b>0.379</b>	0.031	85.40
5	2		<b>Carl BREEZE</b>		Blue Chip / Welch Motorsport	<b>50.615</b>	14	14	<b>0.467</b>	0.088	85.25
6	3		<b>Andrew HERRON</b>		Brian Herron Plant / JHR	<b>50.819</b>	3	10	<b>0.671</b>	0.204	84.91
7	11		<b>Jeremy GUMBLEY</b>		JeremyGumbley.com / Welch Motorsport	<b>50.860</b>	7	16	<b>0.712</b>	0.041	84.84
8	44		<b>Freddy NORDSTROM</b>		PlumberTraining.com / Advent Motorsport	<b>51.103</b>	6	13	<b>0.955</b>	0.243	84.43
9	9		<b>Jamie ACKERS</b>		Total Control Racing	<b>51.174</b>	12	17	<b>1.026</b>	0.071	84.32
10	14		<b>David NYE</b>		DW Nye Limited / Daniels Motorsport	<b>51.509</b>	8	16	<b>1.361</b>	0.335	83.77
11	32		<b>Daniel ROWBOTTOM</b>		DRM M-sport	<b>51.649</b>	10	12	<b>1.501</b>	0.140	83.54
12	69		<b>Dan STRINGFELLOW</b>		Stringfellow Motorsport / West Suffolk R	<b>51.985</b>	6	20	<b>1.837</b>	0.336	83.00
13	8		<b>James APPLEBY</b>		Hardinge Machine Tools	<b>51.989</b>	12	12	<b>1.841</b>	0.004	82.99
14	42		<b>David GREEN</b>		Daniels Motorsport	<b>52.681</b>	18	19	<b>2.533</b>	0.692	81.90

Weather / Track : Cloudy / Dry

These results are provisional until the conclusion of any judicial and technical matters.

Brands Indy  
 Circuit Length = 1.1986 miles  
 Start: 10:45 End: 11:06

Clerk of Course :		Timekeeper :
-------------------	--	--------------

# SEAT Cupra Championship

## QUALIFYING - ROUND 1 - SECTOR ANALYSIS

<b>1</b>	<b>Jonathan ADAM</b>										<b>Total Control Racing</b>				
1-	Out	79.9	24.652	99.4	1:04.611	8-	32.043	94.8	In		3:15.565P				
2-	37.022	70.6	24.102	96.1	1:01.124	9-	Out	71.2	22.035	119.4	58.316				
3-	34.744	82.3	22.147	97.5	56.891	10-	<b>30.193</b>	97.7	20.372	120.3	50.565				
4-	38.279	71.9	In		3:24.380P	11-	34.384	84.8	In		4:02.939P				
5-	Out	77.0	21.404	<b>120.5</b>	55.887	12-	Out	77.3	22.922	110.4	1:01.424				
6-	30.422	97.3	<b>20.162</b>	119.4	50.584	13-	34.814	77.3	21.959	117.3	56.773				
7-	30.276	<b>97.8</b>	20.220	120.3	<b>50.496</b>										
<b>2</b>	<b>Carl BREEZE</b>										<b>Blue Chip / Welch Motorsport</b>				
1-	Out	91.9	21.298	122.0	57.246	8-	33.422	87.7	21.149	122.0	54.571				
2-	31.848	97.8	20.653	121.8	52.501	9-	30.403	99.4	20.341	121.8	50.744				
3-	30.583	98.7	20.385	122.2	50.968	10-	30.442	99.1	20.540	114.3	50.982				
4-	30.759	96.1	In		3:06.923P	11-	32.577	94.8	In		6:13.878P				
5-	Out	80.8	21.558	<b>122.9</b>	55.863	12-	Out	98.7	21.389	121.1	53.778				
6-	30.403	<b>99.9</b>	<b>20.258</b>	122.5	50.661	13-	<b>30.250</b>	99.0	20.416	120.1	50.666				
7-	30.330	99.6	20.319	120.9	50.649	14-	30.319	98.8	20.296	121.8	<b>50.615</b>				
<b>3</b>	<b>Andrew HERRON</b>										<b>Brian Herron Plant / JHR</b>				
1-	Out	61.3	28.239	81.4	1:11.661	6-	35.224	81.2	In		3:40.051P				
2-	37.117	88.9	20.808	<b>122.7</b>	57.925	7-	Out	91.9	21.407	122.0	1:00.770				
3-	30.592	99.7	<b>20.227</b>	<b>122.7</b>	<b>50.819</b>	8-	30.506	99.1	20.455	120.9	50.961				
4-	30.673	<b>100.2</b>	20.269	122.5	50.942	9-	<b>30.503</b>	99.1	20.601	120.5	51.104				
5-	30.528	99.4	20.878	99.3	51.406	10-	30.813	98.8	20.954	102.9	51.767				
<b>7</b>	<b>Daniel WELCH</b>										<b>Marriott / Welch Motorsport</b>				
1-	Out	64.3	23.577	119.2	1:08.554	8-	30.323	98.8	<b>20.204</b>	121.8	<b>50.527</b>				
2-	33.883	80.0	21.500	121.8	55.383	9-	<b>30.287</b>	98.5	20.297	121.8	50.584				
3-	33.693	75.3	22.045	122.5	55.738	10-	30.291	98.7	20.362	121.4	50.653				
4-	30.534	<b>100.0</b>	20.288	<b>122.7</b>	50.822	11-	34.191	90.1	In		5:54.345P				
5-	30.334	99.6	20.416	120.9	50.750	12-	Out	99.1	20.549	121.4	52.367				
6-	31.722	97.5	In		3:46.700P	13-	30.634	97.5	20.342	121.4	50.976				
7-	Out	93.9	20.597	122.2	58.026										
<b>8</b>	<b>James APPLEBY</b>										<b>Hardinge Machine Tools</b>				
1-	Out	71.4	26.048	108.1	1:08.459	7-	31.557	95.1	23.151	111.8	54.708				
2-	33.851	94.4	21.564	119.6	55.415	8-	<b>31.268</b>	97.4	20.764	119.6	52.032				
3-	31.914	97.0	20.888	<b>121.6</b>	52.802	9-	35.078	68.5	In		3:17.005P				
4-	31.332	98.0	<b>20.674</b>	121.1	52.006	10-	Out	89.7	22.431	120.5	57.189				
5-	37.773	70.7	In		2:01.814P	11-	31.890	97.5	20.850	119.8	52.740				
6-	Out	96.1	21.218	119.8	54.997	12-	31.271	<b>98.8</b>	20.718	119.4	<b>51.989</b>				
<b>9</b>	<b>Jamie ACKERS</b>										<b>Total Control Racing</b>				
1-	Out	64.0	24.051	116.7	1:08.043	10-	30.851	97.4	<b>20.426</b>	119.8	51.277				
2-	33.767	88.4	22.498	118.6	56.265	11-	30.845	97.3	20.433	120.3	51.278				
3-	32.353	74.8	22.570	119.2	54.923	12-	30.701	98.0	20.473	119.6	<b>51.174</b>				
4-	32.136	96.6	20.554	120.5	52.690	13-	30.857	97.0	20.475	119.8	51.332				
5-	31.273	96.7	20.682	117.7	51.955	14-	<b>30.656</b>	<b>98.3</b>	20.547	118.8	51.203				
6-	31.189	97.3	20.645	119.2	51.834	15-	31.547	96.8	20.643	119.0	52.190				
7-	31.109	96.4	20.689	120.1	51.798	16-	30.845	96.3	20.783	118.1	51.628				
8-	32.582	93.6	In		3:19.347P	17-	33.570	92.6	In		2:44.449P				
9-	Out	87.3	21.236	<b>120.7</b>	1:01.262										
<b>11</b>	<b>Jeremy GUMBLEY</b>										<b>JeremyGumbley.com / Welch Motorsport</b>				
1-	Out	65.4	28.913	86.8	1:14.571	9-	37.834	50.5	22.864	121.6	1:00.698				
2-	36.787	88.5	21.539	<b>122.0</b>	58.326	10-	30.658	98.0	20.340	121.8	50.998				
3-	31.234	98.3	20.450	121.6	51.684	11-	<b>30.498</b>	98.3	22.191	99.4	52.689				
4-	30.625	98.5	20.354	121.4	50.979	12-	35.904	73.9	In		4:04.800P				
5-	35.529	71.4	In		2:56.294P	13-	Out	97.0	21.680	121.6	54.684				
6-	Out	84.9	21.965	121.6	56.745	14-	33.149	82.6	22.544	118.4	55.693				
7-	30.538	98.3	<b>20.322</b>	120.7	<b>50.860</b>	15-	34.525	66.6	21.964	120.9	56.489				
8-	30.691	98.4	20.385	120.7	51.076	16-	30.780	<b>98.8</b>	20.495	120.9	51.275				

Brands Indy  
Circuit Length = 1.1986 miles  
Start: 10:45 End: 11:06

Weather / Track : Cloudy / Dry

# SEAT Cupra Championship

## QUALIFYING - ROUND 1 - SECTOR ANALYSIS

<b>14</b>	<b>David NYE</b>										DW Nye Limited / Daniels Motorsport				
1-	Out	58.7	30.028	71.8	1:17.790	9-	32.878	83.7	In		2:47.479P				
2-	38.418	72.5	26.390	89.0	1:04.808	10-	Out	81.0	22.548	118.4	59.180				
3-	37.526	82.4	23.450	115.1	1:00.976	11-	30.980	97.4	20.751	119.0	51.731				
4-	33.568	95.1	21.209	121.1	54.777	12-	31.997	79.0	22.692	116.1	54.689				
5-	31.186	98.5	20.987	119.8	52.173	13-	31.201	97.8	20.693	<b>121.6</b>	51.894				
6-	31.021	97.8	<b>20.526</b>	121.4	51.547	14-	31.082	97.3	22.125	93.3	53.207				
7-	32.194	98.1	20.732	121.1	52.926	15-	34.929	90.0	21.390	121.4	56.319				
8-	30.945	<b>99.1</b>	20.564	121.1	<b>51.509</b>	16-	<b>30.930</b>	97.7	20.836	119.2	51.766				
<b>25</b>	<b>Robert LAWSON</b>										Bardon / JHR				
1-	Out	68.5	25.734	87.5	1:09.836	3-	30.537	98.5	20.140	121.6	50.677				
2-	37.919	64.2	22.021	120.9	59.940	4-	<b>30.057</b>	<b>99.7</b>	<b>20.091</b>	<b>122.0</b>	<b>50.148</b>				
<b>32</b>	<b>Daniel ROWBOTTOM</b>										DRM M-sport				
1-					54.482	7-					52.807				
2-					52.198	8-					6:44.595				
3-					52.962	9-					52.432				
4-					51.702	10-					<b>51.649</b>				
5-					52.257	11-					52.039				
6-					51.993	12-					51.882				
<b>34</b>	<b>Martin BYFORD</b>										AB Glass / Z Speed Racing				
1-	Out	82.6	22.920	115.3	1:03.492	7-	33.906	89.8	21.187	120.7	55.093				
2-	34.837	87.3	21.914	118.8	56.751	8-	30.397	98.5	20.233	<b>121.4</b>	50.630				
3-	32.260	98.3	20.621	120.3	52.881	9-	33.588	88.4	In		3:59.925P				
4-	30.682	99.4	20.288	<b>121.4</b>	50.970	10-	Out	94.3	21.239	119.8	55.991				
5-	34.740	90.1	In		3:29.413P	11-	<b>30.283</b>	<b>100.0</b>	<b>20.151</b>	120.7	<b>50.434</b>				
6-	Out	74.1	23.694	103.9	1:01.209	12-	36.950	65.0	23.096	110.2	1:00.046				
<b>42</b>	<b>David GREEN</b>										Daniels Motorsport				
1-	Out	64.7	27.576	100.3	1:14.790	11-	31.661	97.4	21.190	120.9	52.851				
2-	40.403	70.4	24.657	116.9	1:05.060	12-	35.211	82.4	In		3:32.052P				
3-	35.547	88.2	22.574	120.5	58.121	13-	Out	90.1	22.855	108.6	59.851				
4-	33.948	94.9	21.911	<b>122.2</b>	55.859	14-	32.493	97.3	21.130	119.4	53.623				
5-	32.955	96.6	21.707	120.5	54.662	15-	31.629	97.5	21.063	120.7	52.692				
6-	33.016	94.8	21.445	120.5	54.461	16-	<b>31.421</b>	<b>99.0</b>	21.371	119.0	52.792				
7-	33.853	96.4	21.555	122.0	55.408	17-	31.771	<b>99.0</b>	20.998	120.7	52.769				
8-	31.845	97.0	21.275	121.1	53.120	18-	31.441	98.3	21.240	120.9	<b>52.681</b>				
9-	32.148	95.2	21.395	119.6	53.543	19-	31.775	98.7	<b>20.946</b>	120.7	52.721				
10-	32.410	94.4	21.775	119.4	54.185										
<b>44</b>	<b>Freddy NORDSTROM</b>										PlumberTraining.com / Advent Motorsport				
1-	Out	59.1	25.178	93.5	1:06.976	8-	30.609	98.5	20.630	121.6	51.239				
2-	36.108	86.9	In		5:15.501P	9-	30.693	97.3	<b>20.533</b>	121.1	51.226				
3-	Out	90.0	22.294	111.7	59.791	10-	31.844	90.9	In		3:09.877P				
4-	35.218	74.2	21.300	121.1	56.518	11-	Out	96.4	25.023	120.3	58.006				
5-	33.013	84.6	21.268	<b>122.7</b>	54.281	12-	30.963	96.4	20.626	121.4	51.589				
6-	<b>30.502</b>	<b>98.7</b>	20.601	122.5	<b>51.103</b>	13-	30.936	94.8	20.621	121.6	51.557				
7-	30.600	97.7	20.615	122.2	51.215										
<b>69</b>	<b>Dan STRINGFELLOW</b>										Stringfellow Motorsport / West Suffolk R				
1-	Out	66.1	28.632	85.8	1:11.857	11-	31.314	98.5	21.003	119.4	52.317				
2-	37.459	84.7	23.429	120.9	1:00.888	12-	31.516	97.3	21.232	121.1	52.748				
3-	32.565	83.5	22.242	<b>123.1</b>	54.807	13-	31.393	98.4	21.237	119.6	52.630				
4-	32.969	<b>99.4</b>	20.983	122.2	53.952	14-	36.817	75.1	In		2:45.667P				
5-	31.327	98.3	20.896	121.4	52.223	15-	Out	97.0	21.815	119.0	54.486				
6-	<b>30.995</b>	98.8	20.990	119.6	<b>51.985</b>	16-	31.347	96.4	21.423	119.2	52.770				
7-	31.159	98.0	21.234	119.8	52.393	17-	31.678	97.7	21.275	119.0	52.953				
8-	31.589	98.3	<b>20.883</b>	120.1	52.472	18-	31.522	97.7	21.294	119.2	52.816				
9-	31.605	98.3	21.280	119.4	52.885	19-	31.713	97.7	21.409	119.6	53.122				
10-	31.257	98.0	21.199	120.1	52.456	20-	31.716	96.7	21.227	119.2	52.943				

Brands Indy  
Circuit Length = 1.1986 miles  
Start: 10:45 End: 11:06

Weather / Track : Cloudy / Dry

# SEAT Cupra Championship

## QUALIFYING - ROUND 1 - SPEED TRAPS

SECTOR 1				SECTOR 2			FINISH LINE			
POS	NO	NAME	MPH	NO	NAME	MPH	NO	NAME	MPH	
1	3	Andrew HERRON	100.2				69	Dan STRINGFELLOW	123.1	
2	7	Daniel WELCH	100.0				2	Carl BREEZE	122.9	
3	34	Martin BYFORD	100.0				3	Andrew HERRON	122.7	
4	2	Carl BREEZE	99.9				7	Daniel WELCH	122.7	
5	25	Robert LAWSON	99.7				44	Freddy NORDSTROM	122.7	
6	69	Dan STRINGFELLOW	99.4				42	David GREEN	122.2	
7	14	David NYE	99.1				11	Jeremy GUMBLEY	122.0	
8	42	David GREEN	99.0				25	Robert LAWSON	122.0	
9	8	James APPLEBY	98.8				8	James APPLEBY	121.6	
10	11	Jeremy GUMBLEY	98.8				14	David NYE	121.6	
11	44	Freddy NORDSTROM	98.7				34	Martin BYFORD	121.4	
12	9	Jamie ACKERS	98.3				9	Jamie ACKERS	120.7	
13	1	Jonathan ADAM	97.8				1	Jonathan ADAM	120.5	
14										

Weather / Track : Cloudy / Dry

www.tsl-timing.com

Brands Indy  
 Circuit Length = 1.1986 miles  
 Start: 10:45 End: 11:06

Printed - 11.06 Saturday, 29 March 2008


# SEAT Cupra Championship

## QUALIFYING - ROUND 1 - BEST SECTORS

SECTOR 1			SECTOR 2			IDEAL / BEST COMPARISON							
POS	NO	NAME	TIME	NO	NAME	TIME	POS	NO	NAME	IDEAL	BEST	DIFF	
1	25	LAWSON	30.057	25	LAWSON	20.091	1	25	LAWSON	50.148	50.148	0.000	
2	1	ADAM	30.193	34	BYFORD	20.151	2	1	ADAM	50.355	50.496	0.141	
3	2	BREEZE	30.250	1	ADAM	20.162	3	34	BYFORD	50.434	50.434	0.000	
4	34	BYFORD	30.283	7	WELCH	20.204	4	7	WELCH	50.491	50.527	0.036	
5	7	WELCH	30.287	3	HERRON	20.227	5	2	BREEZE	50.508	50.615	0.107	
6	11	GUMBLEY	30.498	2	BREEZE	20.258	6	3	HERRON	50.730	50.819	0.089	
7	44	NORDSTROM	30.502	11	GUMBLEY	20.322	7	11	GUMBLEY	50.820	50.860	0.040	
8	3	HERRON	30.503	9	ACKERS	20.426	8	44	NORDSTROM	51.035	51.103	0.068	
9	9	ACKERS	30.656	14	NYE	20.526	9	9	ACKERS	51.082	51.174	0.092	
10	14	NYE	30.930	44	NORDSTROM	20.533	10	14	NYE	51.456	51.509	0.053	
11	69	STRINGFELLOW	30.995	8	APPLEBY	20.674	11	69	STRINGFELLOW	51.878	51.985	0.107	
12	8	APPLEBY	31.268	69	STRINGFELLOW	20.883	12	8	APPLEBY	51.942	51.989	0.047	
13	42	GREEN	31.421	42	GREEN	20.946	13	42	GREEN	52.367	52.681	0.314	
14	32	ROWBOTTOM		32	ROWBOTTOM		14	32	ROWBOTTOM		51.649	0.000	
										Perfect lap		50.148	

# SEAT Cupra Championship

## ROUND 1 - GRID

ROW 7	51.989 8 James APPLEBY	52.681 42 David GREEN
ROW 6	51.649 32 Daniel ROWBOTTOM	51.985 69 Dan STRINGFELLOW
ROW 5	51.174 9 Jamie ACKERS	51.509 14 David NYE
ROW 4	50.860 11 Jeremy GUMBLEY	51.103 44 Freddy NORDSTROM
ROW 3	50.615 2 Carl BREEZE	50.819 3 Andrew HERRON
ROW 2	50.496 1 Jonathan ADAM	50.527 7 Daniel WELCH
ROW 1	50.148 25 Robert LAWSON	50.434 34 Martin BYFORD
<b>Pole</b>		
		

Brands Indy  
Circuit Length = 1.1986 miles

Clerk of Course :		Timekeeper :

# SEAT Cupra Championship

## QUALIFYING - ROUND 2 - CLASSIFICATION

POS	NO	CL	NAME	NAT	ENTRY	TIME	ON	LAPS	GAP	DIFF	MPH
1	34		<b>Martin BYFORD</b>		AB Glass / Z Speed Racing	<b>52.455</b>	4	14			82.26
2	1		<b>Jonathan ADAM</b>		Total Control Racing	<b>52.619</b>	7	16	<b>0.164</b>	0.164	82.00
3	25		<b>Robert LAWSON</b>		Bardon / JHR	<b>52.792</b>	13	18	<b>0.337</b>	0.173	81.73
4	44		<b>Freddy NORDSTROM</b>		PlumberTraining.com / Advent Motorsport	<b>52.950</b>	14	17	<b>0.495</b>	0.158	81.49
5	7		<b>Daniel WELCH</b>		Marriott / Welch Motorsport	<b>53.031</b>	10	10	<b>0.576</b>	0.081	81.36
6	3		<b>Andrew HERRON</b>		Brian Herron Plant / JHR	<b>53.053</b>	4	17	<b>0.598</b>	0.022	81.33
7	2		<b>Carl BREEZE</b>		Blue Chip / Welch Motorsport	<b>53.362</b>	4	17	<b>0.907</b>	0.309	80.86
8	32		<b>Daniel ROWBOTTOM</b>		DRM M-sport	<b>53.550</b>	19	19	<b>1.095</b>	0.188	80.57
9	8		<b>James APPLEBY</b>		Hardinge Machine Tools	<b>53.555</b>	6	18	<b>1.100</b>	0.005	80.57
10	11		<b>Jeremy GUMBLEY</b>		JeremyGumbley.com / Welch Motorsport	<b>53.824</b>	4	14	<b>1.369</b>	0.269	80.16
11	14		<b>David NYE</b>		DW Nye Limited / Daniels Motorsport	<b>53.868</b>	15	18	<b>1.413</b>	0.044	80.10
12	69		<b>Dan STRINGFELLOW</b>		Stringfellow Motorsport / West Suffolk R	<b>54.754</b>	14	18	<b>2.299</b>	0.886	78.80
13	9		<b>Jamie ACKERS</b>		Total Control Racing	<b>55.959</b>	15	15	<b>3.504</b>	1.205	77.11
14	42		<b>David GREEN</b>		Daniels Motorsport	<b>57.615</b>	12	12	<b>5.160</b>	1.656	74.89

Weather / Track : Cloudy / Damp

These results are provisional until the conclusion of any judicial and technical matters.

Brands Indy  
 Circuit Length = 1.1986 miles  
 Start: 15:10 End: 15:41

Clerk of Course :		Timekeeper :
-------------------	--	--------------

# SEAT Cupra Championship

## QUALIFYING - ROUND 2 - SECTOR ANALYSIS

<b>1</b>	<b>Jonathan ADAM</b>										Total Control Racing				
1-	Out	89.4	22.103	118.6	57.916	9-	35.370	92.4	In			15:58.101P			
2-	32.126	96.4	21.509	119.0	53.635	10-	Out	94.8	21.378	117.9	55.118				
3-	31.855	96.4	21.126	<b>119.2</b>	52.981	11-	31.669	95.9	<b>20.988</b>	119.0	52.657				
4-	32.896	92.9	21.605	118.1	54.501	12-	31.766	96.3	21.111	118.8	52.877				
5-	31.951	96.4	21.109	118.8	53.060	13-	32.264	89.5	21.353	<b>119.2</b>	53.617				
6-	<b>31.571</b>	95.5	21.421	117.5	52.992	14-	32.283	89.7	21.277	<b>119.2</b>	53.560				
7-	31.625	<b>97.0</b>	20.994	119.0	<b>52.619</b>	15-	32.098	95.5	21.148	118.6	53.246				
8-	32.496	86.7	23.126	113.2	55.622	16-	32.006	94.7	21.520	115.5	53.526				
<b>2</b>	<b>Carl BREEZE</b>										Blue Chip / Welch Motorsport				
1-	Out	95.3	22.445	120.3	57.456	10-	<b>32.152</b>	<b>98.5</b>	In			11:15.060P			
2-	32.299	96.6	21.387	120.9	53.686	11-	Out	96.7	22.760	120.5	56.507				
3-	32.805	96.8	21.275	120.9	54.080	12-	32.216	98.3	21.282	120.1	53.498				
4-	32.196	97.5	<b>21.166</b>	<b>121.8</b>	<b>53.362</b>	13-	32.200	97.3	21.214	120.1	53.414				
5-	32.406	97.1	21.185	119.2	53.591	14-	32.215	98.4	21.358	120.1	53.573				
6-	32.154	97.0	21.308	119.4	53.462	15-	32.391	96.7	22.013	120.9	54.404				
7-	32.591	96.3	In		4:59.525P	16-	32.388	96.7	21.310	120.9	53.698				
8-	Out	96.7	21.330	120.9	57.416	17-	32.565	96.1	21.450	120.9	54.015				
9-	32.173	97.5	21.257	120.7	53.430										
<b>3</b>	<b>Andrew HERRON</b>										Brian Herron Plant / JHR				
1-	Out	59.2	23.020	118.8	1:04.266	10-	32.132	96.7	In			11:24.634P			
2-	32.444	95.5	21.465	120.7	53.909	11-	Out	93.6	21.635	119.8	56.174				
3-	32.016	97.4	21.211	120.7	53.227	12-	32.661	95.2	21.195	120.5	53.856				
4-	<b>31.844</b>	96.8	21.209	120.5	<b>53.053</b>	13-	31.898	95.9	21.187	119.8	53.085				
5-	32.231	93.6	In		2:25.739P	14-	32.142	97.5	21.296	120.3	53.438				
6-	Out	59.9	22.274	120.7	1:09.377	15-	32.029	97.4	<b>21.123</b>	120.5	53.152				
7-	31.908	96.8	21.148	<b>120.9</b>	53.056	16-	32.110	97.4	21.286	120.5	53.396				
8-	32.045	<b>97.8</b>	21.205	120.7	53.250	17-	32.166	96.7	21.424	117.1	53.590				
9-	31.864	95.9	21.303	120.7	53.167										
<b>7</b>	<b>Daniel WELCH</b>										Marriott / Welch Motorsport				
1-	Out	94.0	22.283	119.6	1:00.242	6-	31.781	<b>98.7</b>	23.307	120.3	55.088				
2-	32.560	97.1	21.841	<b>120.5</b>	54.401	7-	31.793	97.8	21.252	119.6	53.045				
3-	32.080	97.5	21.458	120.1	53.538	8-	<b>31.738</b>	97.7	24.504	105.7	56.242				
4-	31.914	98.3	21.262	<b>120.5</b>	53.176	9-	34.934	84.6	22.374	119.2	57.308				
5-	34.866	80.0	21.946	120.1	56.812	10-	31.849	96.6	<b>21.182</b>	<b>120.5</b>	<b>53.031</b>				
<b>8</b>	<b>James APPLEBY</b>										Hardinge Machine Tools				
1-	Out	83.6	23.713	113.7	1:02.123	10-	32.534	96.0	21.301	119.2	53.835				
2-	35.500	88.2	22.726	116.9	58.226	11-	34.770	77.1	In			12:08.723P			
3-	32.886	90.4	22.001	119.2	54.887	12-	Out	86.4	24.295	113.2	1:03.733				
4-	32.693	92.4	21.481	119.6	54.174	13-	34.336	94.9	21.757	120.3	56.093				
5-	32.571	95.6	21.426	119.4	53.997	14-	33.286	91.4	22.018	119.2	55.304				
6-	<b>32.296</b>	96.6	21.259	120.5	<b>53.555</b>	15-	33.885	53.8	24.908	119.8	58.793				
7-	32.610	95.1	21.497	120.3	54.107	16-	32.297	95.9	21.340	<b>120.9</b>	53.637				
8-	32.639	94.1	21.419	120.1	54.058	17-	32.473	<b>96.7</b>	<b>21.222</b>	119.8	53.695				
9-	32.767	93.2	21.578	117.5	54.345	18-	32.558	96.6	21.335	119.2	53.893				
<b>9</b>	<b>Jamie ACKERS</b>										Total Control Racing				
1-	Out	84.7	23.246	118.1	1:01.224	9-	Out	91.3	22.358	117.1	58.529				
2-	34.954	82.2	22.382	<b>119.2</b>	57.336	10-	34.174	80.9	22.862	118.1	57.036				
3-	34.567	85.1	22.297	118.4	56.864	11-	34.124	90.2	22.573	117.1	56.697				
4-	34.574	85.1	22.322	118.8	56.896	12-	34.072	<b>94.9</b>	22.282	118.1	56.354				
5-	34.821	84.3	22.644	117.5	57.465	13-	33.874	93.9	<b>22.111</b>	118.4	55.985				
6-	<b>33.792</b>	92.9	22.209	118.1	56.001	14-	33.984	91.1	22.456	117.3	56.440				
7-	33.975	87.4	23.041	117.7	57.016	15-	33.810	94.4	22.149	117.3	<b>55.959</b>				
8-	34.404	82.5	In		16:42.603P										
<b>11</b>	<b>Jeremy GUMBLEY</b>										JeremyGumbley.com / Welch Motorsport				
1-	Out	82.4	22.787	119.4	1:03.211	8-	Out	84.5	22.219	116.7	56.943				
2-	33.120	96.1	21.706	119.4	54.826	9-	33.683	95.1	21.829	120.3	55.512				

Brands Indy  
Circuit Length = 1.1986 miles  
Start: 15:10 End: 15:41

Weather / Track : Cloudy / Damp

# SEAT Cupra Championship

## QUALIFYING - ROUND 2 - SECTOR ANALYSIS

3-	<b>32.242</b>	96.1	21.653	119.8	53.895	10 -	33.367	96.7	24.344	117.9	57.711
4-	32.373	94.9	21.451	119.2	<b>53.824</b>	11 -	32.563	<b>97.1</b>	30.295	100.3	1:02.858
5-	32.646	95.9	<b>21.279</b>	119.2	53.925	12 -	35.116	96.1	21.763	<b>121.4</b>	56.879
6-	32.481	96.8	21.385	119.2	53.866	13 -	32.664	96.0	21.574	119.6	54.238
7-	34.244	62.4	In		12:00.728P	14 -	32.589	95.3	21.673	120.1	54.262
<b>14</b>	<b>David NYE</b> DW Nye Limited / Daniels Motorsport										
1-	Out	75.5	26.674	108.2	1:08.551	10 -	32.689	94.8	<b>21.422</b>	119.0	54.111
2-	38.192	83.7	24.377	115.1	1:02.569	11 -			In		11:03.380P
3-	37.672	84.9	24.297	116.9	1:01.969	12 -	Out	76.0	22.982	118.1	59.969
4-	36.387	87.2	23.652	116.1	1:00.039	13 -	34.209	75.7	24.764	118.8	58.973
5-	36.186	89.4	In		3:50.593P	14 -	36.145	83.5	22.188	119.2	58.333
6-	Out	77.7	23.531	115.7	1:01.132	15 -	<b>32.315</b>	96.4	21.553	118.4	<b>53.868</b>
7-	33.441	94.3	21.860	118.8	55.301	16 -	32.847	94.9	21.575	<b>119.8</b>	54.422
8-	32.382	94.3	21.566	119.2	53.948	17 -	32.718	94.5	21.766	119.0	54.484
9-	32.396	<b>97.0</b>	21.523	118.8	53.919	18 -	33.008	96.4	21.641	118.1	54.649
<b>25</b>	<b>Robert LAWSON</b> Bardon / JHR										
1-	Out	90.4	21.842	119.6	57.940	10 -	34.194	82.4	22.188	119.6	56.382
2-	32.436	94.5	21.687	<b>120.3</b>	54.123	11 -	32.036	96.6	In		11:36.064P
3-	32.434	95.1	21.183	120.1	53.617	12 -	Out	84.1	22.214	119.2	1:01.104
4-	31.874	94.0	21.307	<b>120.3</b>	53.181	13 -	<b>31.671</b>	96.1	<b>21.121</b>	119.2	<b>52.792</b>
5-	39.680	83.3	In		1:58.662P	14 -	33.485	70.8	22.982	118.8	56.467
6-	Out	83.8	21.245	120.1	1:02.478	15 -	32.109	<b>97.8</b>	21.273	118.6	53.382
7-	31.845	97.1	21.933	118.4	53.778	16 -	32.103	95.2	21.267	119.8	53.370
8-	31.878	96.7	21.216	118.8	53.094	17 -	34.930	79.9	21.811	119.6	56.741
9-	31.903	96.1	21.146	119.2	53.049	18 -	32.276	96.8	21.406	119.6	53.682
<b>32</b>	<b>Daniel ROWBOTTOM</b> DRM M-sport										
1-	Out	95.1	22.900	118.4	59.273	11 -	32.529	95.6	21.405	119.0	53.934
2-	32.310	96.3	21.406	119.0	53.716	12 -			In		11:17.376P
3-	32.737	95.7	21.435	119.0	54.172	13 -	Out	93.7	21.839	119.2	55.831
4-	32.336	<b>96.6</b>	21.309	119.0	53.645	14 -	32.833	93.3	22.692	118.6	55.525
5-	32.635	95.7	21.446	119.4	54.081	15 -	33.905	95.2	21.339	118.8	55.244
6-	<b>32.225</b>	96.0	21.367	119.6	53.592	16 -	34.098	56.5	22.594	<b>120.1</b>	56.692
7-	32.540	96.4	21.370	118.8	53.910	17 -	32.319	94.8	21.352	119.6	53.671
8-	32.369	96.0	21.544	117.5	53.913	18 -	32.333	95.3	<b>21.248</b>	119.2	53.581
9-	32.500	94.3	In		3:18.301P	19 -	32.264	95.5	21.286	117.9	<b>53.550</b>
10-	Out	96.1	21.432	119.6	54.801						
<b>34</b>	<b>Martin BYFORD</b> AB Glass / Z Speed Racing										
1-	Out	92.2	22.035	117.9	58.563	8 -	35.503	89.6	In		17:09.730P
2-	32.627	95.2	21.254	119.0	53.881	9 -	Out	95.2	21.514	118.1	1:01.335
3-	32.033	95.3	21.239	117.9	53.272	10 -	31.590	97.1	21.036	119.2	52.626
4-	<b>31.482</b>	97.3	20.973	119.6	<b>52.455</b>	11 -	31.805	<b>98.4</b>	21.370	117.3	53.175
5-	31.552	97.4	21.039	<b>120.1</b>	52.591	12 -	31.740	97.1	21.048	116.9	52.788
6-	37.637	74.5	22.536	119.4	1:00.173	13 -	34.825	88.3	22.072	119.2	56.897
7-	31.559	98.0	<b>20.948</b>	118.1	52.507	14 -	31.787	97.4	21.007	119.6	52.794
<b>42</b>	<b>David GREEN</b> Daniels Motorsport										
1-	Out	52.6	32.125	65.3	1:24.163	7 -	37.102	75.7	25.473	113.6	1:02.575
2-	42.755	73.8	28.716	98.8	1:11.471	8 -	39.972	81.3	23.979	115.5	1:03.951
3-	39.779	72.9	26.188	109.1	1:05.967	9 -	35.372	85.5	24.237	107.2	59.609
4-	37.774	83.2	25.221	110.0	1:02.995	10 -	35.439	88.9	23.011	115.9	58.450
5-	39.095	81.2	In		15:46.950P	11 -	35.070	87.4	22.821	<b>117.3</b>	57.891
6-	Out	78.3	26.356	111.1	1:09.791	12 -	<b>34.896</b>	<b>89.0</b>	<b>22.719</b>	115.5	<b>57.615</b>
<b>44</b>	<b>Freddy NORDSTROM</b> PlumberTraining.com / Advent Motorsport										
1-	Out	72.1	23.455	119.6	59.992	10 -			In		10:45.337P
2-	33.705	93.9	21.729	<b>121.4</b>	55.434	11 -	Out	72.9	25.199	120.1	1:02.216
3-	32.111	93.5	21.586	120.7	53.697	12 -	32.295	83.5	22.943	120.7	55.238
4-	31.888	96.3	<b>21.145</b>	120.3	53.033	13 -	36.886	90.6	21.504	120.9	58.390
5-	32.400	92.6	21.618	<b>121.4</b>	54.018	14 -	<b>31.795</b>	<b>96.7</b>	21.155	120.7	<b>52.950</b>
6-	32.395	74.7	23.705	120.5	56.100	15 -	40.280	35.0	22.849	120.9	1:03.129
7-	32.006	96.4	21.265	120.5	53.271	16 -	34.850	76.0	21.745	120.3	56.595

Brands Indy  
Circuit Length = 1.1986 miles  
Start: 15:10 End: 15:41

Weather / Track : Cloudy / Damp

# SEAT Cupra Championship

## QUALIFYING - ROUND 2 - SECTOR ANALYSIS

8 -	33.836	54.9	In		5:30.418P	17 -	33.593	79.0	26.502	117.3	1:00.095	
9 -	Out	68.5	22.729	119.6	1:04.126							
<b>69</b>	<b>Dan STRINGFELLOW</b>					Stringfellow Motorsport / West Suffolk R						
1 -	Out	90.3	24.570	116.3	1:01.452	10 -	41.027	72.5	In		3:57.607P	
2 -	34.901	93.9	24.656	117.1	59.557	11 -	Out			10:54.636		
3 -	35.362	93.9	22.135	<b>120.5</b>	57.497	12 -		92.7	22.319	119.4	1:00.914	
4 -	40.019	92.1	22.411	119.8	1:02.430	13 -	32.731	95.7	22.025	119.8	54.756	
5 -	33.753	95.2	22.081	119.0	55.834	14 -	<b>32.704</b>	96.1	22.050	118.8	<b>54.754</b>	
6 -	32.784	95.3	22.046	119.0	54.830	15 -	33.094	95.6	22.040	119.6	55.134	
7 -	33.261	94.8	22.051	119.8	55.312	16 -	33.215	96.0	22.042	119.6	55.257	
8 -	33.012	95.9	22.366	117.9	55.378	17 -	33.169	96.1	22.076	119.0	55.245	
9 -	32.768	94.7	22.033	118.6	54.801	18 -	34.282	<b>96.6</b>	<b>21.980</b>	119.0	56.262	

# SEAT Cupra Championship

## QUALIFYING - ROUND 2 - SPEED TRAPS

SECTOR 1				SECTOR 2			FINISH LINE			
POS	NO	NAME	MPH	NO	NAME	MPH	NO	NAME	MPH	
1	7	Daniel WELCH	98.7				2	Carl BREEZE	121.8	
2	2	Carl BREEZE	98.5				11	Jeremy GUMBLEY	121.4	
3	34	Martin BYFORD	98.4				44	Freddy NORDSTROM	121.4	
4	3	Andrew HERRON	97.8				3	Andrew HERRON	120.9	
5	25	Robert LAWSON	97.8				8	James APPLEBY	120.9	
6	11	Jeremy GUMBLEY	97.1				7	Daniel WELCH	120.5	
7	1	Jonathan ADAM	97.0				69	Dan STRINGFELLOW	120.5	
8	14	David NYE	97.0				25	Robert LAWSON	120.3	
9	8	James APPLEBY	96.7				32	Daniel ROWBOTTOM	120.1	
10	44	Freddy NORDSTROM	96.7				34	Martin BYFORD	120.1	
11	32	Daniel ROWBOTTOM	96.6				14	David NYE	119.8	
12	69	Dan STRINGFELLOW	96.6				1	Jonathan ADAM	119.2	
13	9	Jamie ACKERS	94.9				9	Jamie ACKERS	119.2	
14	42	David GREEN	89.0				42	David GREEN	117.3	

Weather / Track : Cloudy / Damp

www.tsl-timing.com

Brands Indy  
 Circuit Length = 1.1986 miles  
 Start: 15:10 End: 15:41

Printed - 15.42 Saturday, 29 March 2008

# SEAT Cupra Championship

## QUALIFYING - ROUND 2 - BEST SECTORS

SECTOR 1			SECTOR 2			IDEAL / BEST COMPARISON						
POS	NO	NAME	TIME	NO	NAME	TIME	POS	NO	NAME	IDEAL	BEST	DIFF
1	34	BYFORD	31.482	34	BYFORD	20.948	1	34	BYFORD	52.430	52.455	0.025
2	1	ADAM	31.571	1	ADAM	20.988	2	1	ADAM	52.559	52.619	0.060
3	25	LAWSON	31.671	25	LAWSON	21.121	3	25	LAWSON	52.792	52.792	0.000
4	7	WELCH	31.738	3	HERRON	21.123	4	7	WELCH	52.920	53.031	0.111
5	44	NORDSTROM	31.795	44	NORDSTROM	21.145	5	44	NORDSTROM	52.940	52.950	0.010
6	3	HERRON	31.844	2	BREEZE	21.166	6	3	HERRON	52.967	53.053	0.086
7	2	BREEZE	32.152	7	WELCH	21.182	7	2	BREEZE	53.318	53.362	0.044
8	32	ROWBOTTOM	32.225	8	APPLEBY	21.222	8	32	ROWBOTTOM	53.473	53.550	0.077
9	11	GUMBLEY	32.242	32	ROWBOTTOM	21.248	9	8	APPLEBY	53.518	53.555	0.037
10	8	APPLEBY	32.296	11	GUMBLEY	21.279	10	11	GUMBLEY	53.521	53.824	0.303
11	14	NYE	32.315	14	NYE	21.422	11	14	NYE	53.737	53.868	0.131
12	69	STRINGFELLOW	32.704	69	STRINGFELLOW	21.980	12	69	STRINGFELLOW	54.684	54.754	0.070
13	9	ACKERS	33.792	9	ACKERS	22.111	13	9	ACKERS	55.903	55.959	0.056
14	42	GREEN	34.896	42	GREEN	22.719	14	42	GREEN	57.615	57.615	0.000
<b>Perfect lap</b>										52.430		

Weather / Track : Cloudy / Damp


www.tsl-timing.com

Brands Indy  
Circuit Length = 1.1986 miles  
Start: 15:10 End: 15:41

Printed - 15.42 Saturday, 29 March 2008

# SEAT Cupra Championship

## ROUND 2 - GRID - AMENDED

ROW 7	55.959 9 Jamie ACKERS	57.615 42 David GREEN
ROW 6	53.868 14 David NYE	54.754 69 Dan STRINGFELLOW
ROW 5	53.555 8 James APPLEBY	53.824 11 Jeremy GUMBLEY
ROW 4	53.362 2 Carl BREEZE	53.550 32 Daniel ROWBOTTOM
ROW 3	53.031 7 Daniel WELCH	53.053 3 Andrew HERRON
ROW 2	52.792 25 Robert LAWSON	52.950 44 Freddy NORDSTROM
ROW 1	52.455 34 Martin BYFORD	52.619 1 Jonathan ADAM
<b>Pole</b>		
		

Brands Indy  
Circuit Length = 1.1986 miles

Clerk of Course :

Timekeeper :

# SEAT Cupra Championship

## ROUND 1 - CLASSIFICATION

POS	NO	CL	NAME	NAT	ENTRY	LAPS	TIME	GAP	DIFF	MPH	BEST	ON
1	25		<b>Robert LAWSON</b>		Bardon / JHR	22	19:17.827			81.99	51.381	7
2	2		<b>Carl BREEZE</b>		Blue Chip / Welch Motorsport	22	19:21.581	3.754	3.754	81.72	51.736	10
3	7		<b>Daniel WELCH</b>		Marriott / Welch Motorsport	22	19:22.054	4.227	0.473	81.69	51.348	7
4	11		<b>Jeremy GUMBLEY</b>		JeremyGumbley.com / Welch Motorsport	22	19:24.166	6.339	2.112	81.54	51.477	8
5	14		<b>David NYE</b>		DW Nye Limited / Daniels Motorsport	22	19:43.882	26.055	19.716	80.18	51.485	8
6	8		<b>James APPLEBY</b>		Hardinge Machine Tools	22	19:46.917	29.090	3.035	79.98	51.809	6
7	32		<b>Daniel ROWBOTTOM</b>		DRM M-sport	22	19:50.592	32.765	3.675	79.73	51.804	15
8	34		<b>Martin BYFORD</b>		AB Glass / Z Speed Racing	22	20:06.482	48.655	15.890	78.68	52.817	2
9	1		<b>Jonathan ADAM</b>		Total Control Racing	21	19:19.405	1 lap	1 lap	78.15	52.661	2
10	44		<b>Freddy NORDSTROM</b>		PlumberTraining.com / Advent Motorsport	21	19:22.613	1 lap	3.208	77.94	53.332	2
11	9		<b>Jamie ACKERS</b>		Total Control Racing	21	19:38.138	1 lap	15.525	76.91	53.650	2
12	42		<b>David GREEN</b>		Daniels Motorsport	21	20:11.207	1 lap	33.069	74.81	54.292	2
NOT CLASSIFIED												
DNF	69		<b>Dan STRINGFELLOW</b>		Stringfellow Motorsport / West Suffolk R	12	10:56.681	10 laps	9 laps	78.85	52.210	10
DNF	3		<b>Andrew HERRON</b>		Brian Herron Plant / JHR	2	1:54.468	20 laps	10 laps	75.39	52.545	2
FASTEST LAP												
	7		<b>Daniel WELCH</b>		Marriott / Welch Motorsport	7	51.348			84.03 mph	135.24 kph	

Weather / Track : Cloudy / Drying

These results are provisional until the conclusion of any judicial and technical matters.

Brands Indy  
Circuit Length = 1.1986 miles  
Start: 10:44 End: 11:04

Clerk of Course :		Timekeeper :
-------------------	--	--------------

# SEAT Cupra Championship

## ROUND 1 - SECTOR ANALYSIS

1 Jonathan ADAM Total Control Racing											
1 -	34.609	96.8	<b>21.132</b>	118.1	55.741	12 -	34.345	91.1	22.495	117.5	56.840
2 -	<b>31.491</b>	<b>97.0</b>	21.170	117.9	<b>52.661</b>	13 -	32.940	95.9	21.976	117.7	54.916
3 -	32.110	96.4	21.374	117.9	53.484	14 -	32.916	95.5	22.302	117.7	55.218
4 -	32.558	96.4	21.492	118.4	54.050	15 -	33.089	95.1	21.880	117.9	54.969
5 -	32.791	95.9	22.047	117.5	54.838	16 -	32.752	95.5	21.945	117.9	54.697
6 -	32.776	95.9	21.601	118.4	54.377	17 -	33.164	89.2	22.312	117.3	55.476
7 -	32.371	96.6	21.722	<b>118.6</b>	54.093	18 -	33.111	94.9	22.161	117.5	55.272
8 -	32.764	95.1	21.757	118.1	54.521	19 -	33.364	94.0	22.426	117.1	55.790
9 -	32.507	96.3	21.908	118.1	54.415	20 -	33.753	93.7	22.726	116.7	56.479
10 -	33.153	95.7	22.062	117.5	55.215	21 -	34.195	79.7	22.678	113.4	56.873
11 -	32.962	96.0	21.851	118.4	54.813						
2 Carl BREEZE Blue Chip / Welch Motorsport											
1 -	35.117	96.3	21.394	121.1	56.511	12 -	31.094	98.8	20.933	119.8	52.027
2 -	31.816	98.0	20.824	<b>121.4</b>	52.640	13 -	31.175	97.5	21.010	119.8	52.185
3 -	33.303	82.8	21.089	120.9	54.392	14 -	31.396	98.3	21.121	119.4	52.517
4 -	31.254	99.0	<b>20.717</b>	120.1	51.971	15 -	31.280	98.3	21.036	119.2	52.316
5 -	31.367	98.3	20.987	119.2	52.354	16 -	31.340	98.3	21.152	119.6	52.492
6 -	31.164	99.0	20.791	120.1	51.955	17 -	31.324	98.1	21.035	120.1	52.359
7 -	31.138	98.1	21.098	120.1	52.236	18 -	31.722	96.7	21.070	120.1	52.792
8 -	31.101	<b>99.4</b>	20.763	120.3	51.864	19 -	31.469	98.8	21.120	119.8	52.589
9 -	31.089	99.1	20.859	120.3	51.948	20 -	31.395	98.5	21.099	119.2	52.494
10 -	<b>30.910</b>	<b>99.4</b>	20.826	120.3	<b>51.736</b>	21 -	31.368	98.7	21.181	119.4	52.549
11 -	31.065	98.5	20.937	120.3	52.002	22 -	31.391	98.5	21.213	120.1	52.604
3 Andrew HERRON Brian Herron Plant / JHR											
1 -	35.000	96.6	21.286	121.1	56.286	2 -	<b>31.814</b>	<b>99.6</b>	<b>20.731</b>	<b>122.2</b>	<b>52.545</b>
7 Daniel WELCH Marriott / Welch Motorsport											
1 -	36.432	97.3	21.330	120.7	57.762	12 -	31.009	<b>99.9</b>	20.844	120.7	51.853
2 -	31.854	99.3	20.648	<b>122.0</b>	52.502	13 -	31.035	99.3	21.042	119.8	52.077
3 -	32.556	85.9	21.476	120.9	54.032	14 -	31.451	98.0	21.147	119.8	52.598
4 -	32.585	90.8	20.867	120.7	53.452	15 -	31.310	98.7	20.952	120.5	52.262
5 -	31.097	97.8	21.826	118.6	52.923	16 -	31.293	98.8	21.074	119.0	52.367
6 -	<b>30.835</b>	99.7	20.909	119.4	51.744	17 -	31.419	98.7	21.023	120.1	52.442
7 -	30.858	98.0	<b>20.490</b>	120.7	<b>51.348</b>	18 -	31.499	95.9	21.218	117.9	52.717
8 -	31.014	98.8	20.606	120.5	51.620	19 -	31.493	98.5	21.003	120.3	52.496
9 -	30.852	99.7	20.627	121.1	51.479	20 -	31.597	97.8	21.088	119.6	52.685
10 -	31.157	<b>99.9</b>	20.721	120.1	51.878	21 -	31.503	98.5	21.195	119.6	52.698
11 -	30.997	99.4	20.840	120.7	51.837	22 -	31.463	98.3	21.090	119.8	52.553
8 James APPLEBY Hardinge Machine Tools											
1 -	37.307	91.3	29.604	103.2	1:06.911	12 -	32.999	98.5	20.907	120.3	53.906
2 -	32.521	97.3	21.430	120.7	53.951	13 -	31.571	97.0	21.372	118.8	52.943
3 -	30.998	95.3	21.199	<b>121.6</b>	52.197	14 -	32.075	97.4	21.446	119.2	53.521
4 -	31.174	95.3	22.199	<b>121.6</b>	53.373	15 -	32.013	97.4	21.233	119.2	53.246
5 -	32.817	94.7	21.576	120.5	54.393	16 -	31.242	98.1	21.046	119.0	52.288
6 -	<b>30.916</b>	99.0	<b>20.893</b>	120.1	<b>51.809</b>	17 -	31.564	96.7	21.322	118.8	52.886
7 -	31.718	94.5	21.097	120.5	52.815	18 -	31.861	94.1	21.435	118.8	53.296
8 -	31.155	<b>99.1</b>	21.158	120.9	52.313	19 -	31.489	95.1	21.414	118.8	52.903
9 -	31.460	97.7	20.902	119.8	52.362	20 -	31.667	97.0	21.206	119.2	52.873
10 -	31.013	99.0	21.549	119.4	52.562	21 -	31.819	97.7	21.107	119.4	52.926
11 -	31.357	98.1	21.252	119.2	52.609	22 -	31.834	94.7	21.291	119.6	53.125
9 Jamie ACKERS Total Control Racing											
1 -	35.072	94.8	21.777	118.6	56.849	12 -	33.177	95.9	22.184	116.7	55.361
2 -	32.295	<b>97.1</b>	<b>21.355</b>	<b>119.2</b>	<b>53.650</b>	13 -	33.342	94.4	22.213	118.1	55.555
3 -	<b>32.181</b>	86.7	26.390	118.4	58.571	14 -	33.188	94.5	22.137	117.3	55.325
4 -	35.219	79.0	23.276	118.1	58.495	15 -	33.515	93.2	22.091	117.9	55.606
5 -	32.864	88.9	22.368	117.7	55.232	16 -	33.740	93.1	22.900	118.6	56.640
6 -	33.385	94.7	21.543	118.8	54.928	17 -	34.184	77.8	22.926	118.8	57.110
7 -	32.669	96.7	21.681	117.9	54.350	18 -	34.151	89.2	22.153	116.9	56.304
8 -	32.773	96.3	21.631	118.1	54.404	19 -	33.677	92.7	22.195	117.9	55.872

Brands Indy  
Circuit Length = 1.1986 miles  
Start: 10:44 End: 11:04

Weather / Track : Cloudy / Drying

# SEAT Cupra Championship

## ROUND 1 - SECTOR ANALYSIS

9-	32.638	95.3	21.876	117.5	54.514	20-	33.613	91.6	22.613	117.1	56.226
10-	33.069	94.8	22.032	116.5	55.101	21-	34.113	94.9	22.008	116.3	56.121
11-	32.791	95.9	21.811	117.7	54.602						
<b>11</b>	<b>Jeremy GUMBLEY</b>					JeremyGumbley.com / Welch Motorsport					
1-	35.812	94.5	21.551	<b>122.0</b>	57.363	12-	30.912	99.1	20.946	120.7	51.858
2-	32.094	98.3	21.118	119.0	53.212	13-	31.105	98.0	21.042	120.9	52.147
3-	31.884	78.8	21.994	121.8	53.878	14-	31.311	98.3	21.056	120.1	52.367
4-	31.745	95.3	21.278	119.8	53.023	15-	31.140	98.5	21.036	120.7	52.176
5-	30.933	99.0	20.830	119.6	51.763	16-	31.128	98.3	21.093	120.5	52.221
6-	31.203	99.0	20.723	119.8	51.926	17-	31.387	97.8	21.105	120.3	52.492
7-	31.359	98.5	<b>20.675</b>	120.9	52.034	18-	31.383	96.4	21.827	119.6	53.210
8-	<b>30.651</b>	99.6	20.826	120.7	<b>51.477</b>	19-	31.365	97.4	21.134	119.6	52.499
9-	31.004	<b>99.9</b>	20.895	120.9	51.899	20-	31.912	96.1	21.161	120.3	53.073
10-	30.905	99.0	20.987	120.7	51.892	21-	31.449	97.4	21.183	119.0	52.632
11-	30.915	99.0	20.895	121.1	51.810	22-	31.557	98.3	21.367	119.0	52.924
<b>14</b>	<b>David NYE</b>					DW Nye Limited / Daniels Motorsport					
1-	37.117	91.1	27.255	106.2	1:04.372	12-	32.107	94.4	21.691	117.5	53.798
2-	33.075	97.5	20.953	<b>122.0</b>	54.028	13-	31.324	95.2	21.330	119.4	52.654
3-	31.704	91.4	21.404	<b>122.0</b>	53.108	14-	31.782	95.6	21.199	120.1	52.981
4-	32.124	91.9	22.364	120.3	54.488	15-	31.524	<b>98.5</b>	21.166	119.2	52.690
5-	31.472	97.5	21.053	119.8	52.525	16-	31.495	98.1	21.245	120.1	52.740
6-	30.867	97.8	<b>20.664</b>	120.7	51.531	17-	31.513	98.0	21.221	118.1	52.734
7-	30.947	98.4	20.790	120.7	51.737	18-	31.632	98.4	21.091	119.8	52.723
8-	<b>30.772</b>	<b>98.5</b>	20.713	120.1	<b>51.485</b>	19-	31.630	96.8	21.491	119.4	53.121
9-	31.167	98.1	21.013	119.2	52.180	20-	31.980	96.4	21.390	118.8	53.370
10-	33.198	96.0	21.810	117.3	55.008	21-	32.028	97.7	21.505	119.0	53.533
11-	31.221	98.3	20.874	120.5	52.095	22-	32.026	98.3	21.429	120.3	53.455
<b>25</b>	<b>Robert LAWSON</b>					Bardon / JHR					
1-	35.760	95.7	21.255	120.9	57.015	12-	31.086	98.3	20.974	119.2	52.060
2-	31.287	96.6	20.823	<b>121.4</b>	52.110	13-	31.220	98.7	20.818	119.6	52.038
3-	32.148	93.5	21.234	120.1	53.382	14-	31.112	96.0	21.070	119.2	52.182
4-	30.965	94.0	21.444	119.8	52.409	15-	31.142	97.4	21.067	119.6	52.209
5-	31.023	97.7	20.979	120.5	52.002	16-	31.383	96.3	21.129	119.2	52.512
6-	31.267	<b>98.8</b>	20.677	120.5	51.944	17-	31.205	98.1	21.220	120.3	52.425
7-	<b>30.766</b>	98.7	<b>20.615</b>	120.7	<b>51.381</b>	18-	31.263	98.4	21.017	119.0	52.280
8-	31.087	98.4	20.783	120.1	51.870	19-	31.509	98.0	21.020	119.4	52.529
9-	31.102	98.4	20.878	119.4	51.980	20-	31.240	97.8	21.016	118.8	52.256
10-	31.264	98.1	20.783	119.8	52.047	21-	31.358	98.0	21.234	119.8	52.592
11-	31.104	98.4	20.918	119.6	52.022	22-	31.374	97.4	21.166	119.4	52.540
<b>32</b>	<b>Daniel ROWBOTTOM</b>					DRM M-sport					
1-	37.601	84.4	23.873	115.7	1:01.474	12-	33.327	95.7	26.507	108.8	59.834
2-	32.418	95.9	20.968	119.0	53.386	13-	31.425	98.1	20.869	119.2	52.294
3-	31.466	91.4	22.455	119.4	53.921	14-	31.884	93.6	21.926	118.8	53.810
4-	36.553	80.4	21.902	120.3	58.455	15-	<b>31.043</b>	98.5	<b>20.761</b>	119.8	<b>51.804</b>
5-	32.292	95.9	21.676	120.3	53.968	16-	31.303	98.4	20.963	119.2	52.266
6-	31.162	99.3	20.769	119.8	51.931	17-	32.512	97.7	21.557	119.0	54.069
7-	31.454	90.8	21.165	119.2	52.619	18-	31.360	98.0	20.867	120.1	52.227
8-	31.352	98.8	20.988	120.3	52.340	19-	31.412	97.3	21.103	119.2	52.515
9-	31.997	94.7	21.152	119.8	53.149	20-	31.552	97.7	21.085	119.2	52.637
10-	31.139	<b>99.7</b>	20.932	119.6	52.071	21-	31.623	97.7	21.061	119.0	52.684
11-	31.795	99.3	20.949	<b>120.5</b>	52.744	22-	31.628	98.4	21.121	119.2	52.749
<b>34</b>	<b>Martin BYFORD</b>					AB Glass / Z Speed Racing					
1-	34.081	<b>97.8</b>	<b>21.124</b>	<b>117.9</b>	55.205	12-	32.632	97.0	21.983	116.5	54.615
2-	<b>31.671</b>	<b>97.8</b>	21.146	<b>117.9</b>	<b>52.817</b>	13-	32.831	96.0	21.890	<b>117.9</b>	54.721
3-	31.739	97.4	21.236	117.3	52.975	14-	32.655	96.6	21.784	<b>117.9</b>	54.439
4-	31.968	96.1	21.889	117.3	53.857	15-	33.305	96.4	21.954	117.3	55.259
5-	32.283	97.1	21.617	117.3	53.900	16-	32.672	93.5	22.151	117.3	54.823
6-	32.647	97.0	21.600	117.7	54.247	17-	32.981	92.8	22.793	117.3	55.774
7-	32.892	96.4	21.743	117.5	54.635	18-	33.444	94.1	22.157	117.5	55.601
8-	32.652	93.3	21.812	117.1	54.464	19-	33.070	95.3	22.297	117.7	55.367

Brands Indy  
Circuit Length = 1.1986 miles  
Start: 10:44 End: 11:04

Weather / Track : Cloudy / Drying

# SEAT Cupra Championship

## ROUND 1 - SECTOR ANALYSIS

9 -	32.655	96.1	21.839	116.7	54.494	20 -	33.222	94.9	22.120	117.7	55.342
10 -	32.310	96.1	21.836	116.9	54.146	21 -	32.886	96.0	22.200	116.9	55.086
11 -	32.562	95.1	21.802	117.1	54.364	22 -	33.364	94.9	22.728	104.2	56.092
<b>42</b>	<b>David GREEN</b> Daniels Motorsport										
1 -	35.857	95.1	<b>21.504</b>	<b>119.8</b>	57.361	12 -	34.258	91.6	24.811	95.6	59.069
2 -	<b>32.707</b>	<b>95.7</b>	21.585	117.7	<b>54.292</b>	13 -	36.751	89.7	22.737	116.9	59.488
3 -	33.376	90.9	22.657	117.3	56.033	14 -	34.533	92.8	22.754	116.3	57.287
4 -	35.223	89.1	22.120	118.8	57.343	15 -	34.341	91.2	22.842	115.9	57.183
5 -	33.860	93.9	22.264	113.2	56.124	16 -	34.320	95.5	23.312	113.9	57.632
6 -	34.807	91.2	22.102	116.7	56.909	17 -	35.580	82.0	23.132	113.2	58.712
7 -	33.917	92.4	21.976	117.5	55.893	18 -	34.851	88.0	22.612	118.1	57.463
8 -	33.285	94.5	22.196	117.7	55.481	19 -	34.736	92.3	22.910	118.4	57.646
9 -	34.117	93.6	22.423	115.3	56.540	20 -	36.010	57.7	24.040	117.9	1:00.050
10 -	33.908	94.0	22.356	117.1	56.264	21 -	35.271	92.1	23.839	103.9	59.110
11 -	34.792	91.4	22.629	115.5	57.421						
<b>44</b>	<b>Freddy NORDSTROM</b> PlumberTraining.com / Advent Motorsport										
1 -	35.358	96.4	21.554	120.5	56.912	12 -	32.873	95.2	22.143	119.8	55.016
2 -	32.092	<b>98.7</b>	<b>21.240</b>	<b>121.4</b>	<b>53.332</b>	13 -	33.297	94.3	21.852	119.4	55.149
3 -	<b>32.077</b>	88.0	21.596	120.9	53.673	14 -	33.341	93.5	22.087	120.1	55.428
4 -	32.199	94.5	21.690	120.7	53.889	15 -	32.800	95.9	22.035	120.1	54.835
5 -	32.353	97.0	21.585	120.3	53.938	16 -	32.959	95.9	23.243	119.8	56.202
6 -	32.564	95.2	21.686	119.4	54.250	17 -	33.487	95.1	22.145	119.4	55.632
7 -	32.328	96.0	21.840	119.0	54.168	18 -	33.154	94.3	22.114	119.4	55.268
8 -	32.441	94.3	21.905	118.8	54.346	19 -	33.334	93.3	22.507	118.8	55.841
9 -	33.252	93.7	21.972	119.8	55.224	20 -	33.638	93.1	23.110	120.3	56.748
10 -	32.520	95.9	21.885	119.6	54.405	21 -	33.425	94.8	23.334	116.9	56.759
11 -	33.520	96.0	21.972	119.4	55.492						
<b>69</b>	<b>Dan STRINGFELLOW</b> Stringfellow Motorsport / West Suffolk R										
1 -	37.441	93.6	24.375	115.5	1:01.816	7 -	31.656	95.9	21.244	119.6	52.900
2 -	32.813	94.8	21.386	119.6	54.199	8 -	<b>31.123</b>	<b>99.4</b>	21.170	119.2	52.293
3 -	31.639	93.9	22.103	121.1	53.742	9 -	32.415	97.4	21.029	120.3	53.444
4 -	33.061	85.9	22.762	120.7	55.823	10 -	31.156	<b>99.4</b>	21.054	<b>121.4</b>	<b>52.210</b>
5 -	32.222	98.7	21.358	119.4	53.580	11 -	31.670	<b>99.4</b>	<b>21.013</b>	120.9	52.683
6 -	31.195	99.1	21.321	119.2	52.516	12 -	32.029	97.5	21.194	119.2	53.223

# SEAT Cupra Championship

## ROUND 1 - SPEED TRAPS

SECTOR 1				SECTOR 2			FINISH LINE			
POS	NO	NAME	MPH	NO	NAME	MPH	NO	NAME	MPH	
1	7	Daniel WELCH	99.9				3	Andrew HERRON	122.2	
2	11	Jeremy GUMBLEY	99.9				7	Daniel WELCH	122.0	
3	32	Daniel ROWBOTTOM	99.7				11	Jeremy GUMBLEY	122.0	
4	3	Andrew HERRON	99.6				14	David NYE	122.0	
5	2	Carl BREEZE	99.4				8	James APPLEBY	121.6	
6	69	Dan STRINGFELLOW	99.4				2	Carl BREEZE	121.4	
7	8	James APPLEBY	99.1				25	Robert LAWSON	121.4	
8	25	Robert LAWSON	98.8				44	Freddy NORDSTROM	121.4	
9	44	Freddy NORDSTROM	98.7				69	Dan STRINGFELLOW	121.4	
10	14	David NYE	98.5				32	Daniel ROWBOTTOM	120.5	
11	34	Martin BYFORD	97.8				42	David GREEN	119.8	
12	9	Jamie ACKERS	97.1				9	Jamie ACKERS	119.2	
13	1	Jonathan ADAM	97.0				1	Jonathan ADAM	118.6	
14	42	David GREEN	95.7				34	Martin BYFORD	117.9	

Weather / Track : Cloudy / Drying

www.tsl-timing.com

Brands Indy  
 Circuit Length = 1.1986 miles  
 Start: 10:44 End: 11:04

Printed - 11.05 Sunday, 30 March 2008

# SEAT Cupra Championship

## ROUND 1 - BEST SECTORS

SECTOR 1			SECTOR 2			IDEAL / BEST COMPARISON						
POS	NO	NAME	TIME	NO	NAME	TIME	POS	NO	NAME	IDEAL	BEST	DIFF
1	11	GUMBLEY	30.651	7	WELCH	20.490	1	7	WELCH	51.325	51.348	0.023
2	25	LAWSON	30.766	25	LAWSON	20.615	2	11	GUMBLEY	51.326	51.477	0.151
3	14	NYE	30.772	14	NYE	20.664	3	25	LAWSON	51.381	51.381	0.000
4	7	WELCH	30.835	11	GUMBLEY	20.675	4	14	NYE	51.436	51.485	0.049
5	2	BREEZE	30.910	2	BREEZE	20.717	5	2	BREEZE	51.627	51.736	0.109
6	8	APPLEBY	30.916	3	HERRON	20.731	6	32	ROWBOTTOM	51.804	51.804	0.000
7	32	ROWBOTTOM	31.043	32	ROWBOTTOM	20.761	7	8	APPLEBY	51.809	51.809	0.000
8	69	STRINGFELLOW	31.123	8	APPLEBY	20.893	8	69	STRINGFELLOW	52.136	52.210	0.074
9	1	ADAM	31.491	69	STRINGFELLOW	21.013	9	3	HERRON	52.545	52.545	0.000
10	34	BYFORD	31.671	34	BYFORD	21.124	10	1	ADAM	52.623	52.661	0.038
11	3	HERRON	31.814	1	ADAM	21.132	11	34	BYFORD	52.795	52.817	0.022
12	44	NORDSTROM	32.077	44	NORDSTROM	21.240	12	44	NORDSTROM	53.317	53.332	0.015
13	9	ACKERS	32.181	9	ACKERS	21.355	13	9	ACKERS	53.536	53.650	0.114
14	42	GREEN	32.707	42	GREEN	21.504	14	42	GREEN	54.211	54.292	0.081
<b>Perfect lap</b>										<b>51.141</b>		

# SEAT Cupra Championship

## ROUND 1 - LAP CHART

Lap 1			Lap 2			Lap 3			Lap 4			Lap 5		
No	Behind	Laptime	No	Behind	Laptime	No	Behind	Laptime	No	Behind	Laptime	No	Behind	Laptime
34		55.205	34		52.817	34		52.975	25		52.409	25		52.002
1	0.944	55.741	1	0.788	52.661	25	1.293	53.382	34	0.155	53.857	2	1.956	52.354
25	1.593	57.015	25	0.886	52.110	1	1.297	53.484	2	1.604	51.971	34	2.053	53.900
2	2.095	56.511	2	1.918	52.640	2	3.335	54.392	1	1.645	54.050	7	4.440	52.923
3	2.459	56.286	3	2.187	52.545	7	3.769	54.032	7	3.519	53.452	1	4.481	54.838
7	3.027	57.762	7	2.712	52.502	44	4.767	53.673	11	4.808	53.023	11	4.569	51.763
44	3.554	56.912	44	4.069	53.332	11	5.487	53.878	44	4.954	53.889	44	6.890	53.938
11	4.189	57.363	11	4.584	53.212	42	10.336	56.033	42	13.977	57.343	14	15.087	52.525
9	4.707	56.849	9	5.540	53.650	9	11.136	58.571	14	14.564	54.488	69	16.452	53.580
42	5.803	57.361	42	7.278	54.292	32	11.170	53.921	69	14.874	55.823	8	17.574	54.393
32	9.655	1:01.474	32	10.224	53.386	69	12.753	53.742	8	15.183	53.373	32	17.889	53.968
69	10.604	1:01.816	69	11.986	54.199	14	13.778	53.108	32	15.923	58.455	42	18.099	56.124
14	12.434	1:04.372	14	13.645	54.028	8	15.512	52.197	9	15.929	58.495	9	19.159	55.232
8	15.156	1:06.911	8	16.290	53.951									

# SEAT Cupra Championship

## ROUND 1 - LAP CHART

Lap 6			Lap 7			Lap 8			Lap 9			Lap 10		
No	Behind	Laptime	No	Behind	Laptime	No	Behind	Laptime	No	Behind	Laptime	No	Behind	Laptime
25		51.944	25		51.381	25		51.870	25		51.980	25		52.047
2	1.967	51.955	2	2.822	52.236	2	2.816	51.864	2	2.784	51.948	2	2.473	51.736
7	4.240	51.744	7	4.207	51.348	7	3.957	51.620	7	3.456	51.479	7	3.287	51.878
34	4.356	54.247	11	5.204	52.034	11	4.811	51.477	11	4.730	51.899	11	4.575	51.892
11	4.551	51.926	34	7.610	54.635	34	10.204	54.464	34	12.718	54.494	34	14.817	54.146
1	6.914	54.377	1	9.626	54.093	1	12.277	54.521	1	14.712	54.415	14	17.806	55.008
44	9.196	54.250	44	11.983	54.168	44	14.459	54.346	44	14.845	52.180	1	17.880	55.215
14	14.674	51.531	14	15.030	51.737	14	14.645	51.485	44	17.703	55.224	44	20.061	54.405
69	17.024	52.516	69	18.543	52.900	69	18.966	52.293	8	19.698	52.362	8	20.213	52.562
8	17.439	51.809	8	18.873	52.815	8	19.316	52.313	69	20.430	53.444	69	20.593	52.210
32	17.876	51.931	32	19.114	52.619	32	19.584	52.340	32	20.753	53.149	32	20.777	52.071
9	22.143	54.928	9	25.112	54.350	9	27.646	54.404	9	30.180	54.514	9	33.234	55.101
42	23.064	56.909	42	27.576	55.893	42	31.187	55.481	42	35.747	56.540	42	39.964	56.264

# SEAT Cupra Championship

## ROUND 1 - LAP CHART

Lap 11			Lap 12			Lap 13			Lap 14			Lap 15		
No	Behind	Laptime	No	Behind	Laptime	No	Behind	Laptime	No	Behind	Laptime	No	Behind	Laptime
25		52.022	25		52.060	25		52.038	25		52.182	25		52.209
2	2.453	52.002	2	2.420	52.027	42	1 LAP	59.069	2	2.902	52.517	2	3.009	52.316
7	3.102	51.837	7	2.895	51.853	2	2.567	52.185	7	3.350	52.598	7	3.403	52.262
11	4.363	51.810	11	4.161	51.858	7	2.934	52.077	11	4.455	52.367	11	4.422	52.176
34	17.159	54.364	14	19.617	53.798	11	4.270	52.147	42	1 LAP	59.488	42	1 LAP	57.287
14	17.879	52.095	34	19.714	54.615	14	20.233	52.654	14	21.032	52.981	14	21.513	52.690
1	20.671	54.813	69	22.417	53.223	34	22.397	54.721	34	24.654	54.439	8	25.927	53.246
8	20.800	52.609	8	22.646	53.906	8	23.551	52.943	8	24.890	53.521	34	27.704	55.259
69	21.254	52.683	1	25.451	56.840	1	28.329	54.916	32	31.157	53.810	32	30.752	51.804
32	21.499	52.744	44	26.487	55.016	32	29.529	52.294	1	31.365	55.218	1	34.125	54.969
44	23.531	55.492	32	29.273	59.834	44	29.598	55.149	44	32.844	55.428	44	35.470	54.835
9	35.814	54.602	9	39.115	55.361	9	42.632	55.555	9	45.775	55.325	9	49.172	55.606
42	45.363	57.421												

# SEAT Cupra Championship

## ROUND 1 - LAP CHART

Lap 16			Lap 17			Lap 18			Lap 19			Lap 20		
No	Behind	Laptime	No	Behind	Laptime	No	Behind	Laptime	No	Behind	Laptime	No	Behind	Laptime
25		52.512	25		52.425	25		52.280	25		52.529	25		52.256
2	2.989	52.492	9	1 LAP	56.640	2	3.435	52.792	2	3.495	52.589	2	3.733	52.494
7	3.258	52.367	2	2.923	52.359	7	3.712	52.717	7	3.679	52.496	7	4.108	52.685
11	4.131	52.221	7	3.275	52.442	11	5.128	53.210	11	5.098	52.499	11	5.915	53.073
42	1 LAP	57.183	11	4.198	52.492	9	1 LAP	57.110	9	1 LAP	56.304	9	1 LAP	55.872
14	21.741	52.740	14	22.050	52.734	14	22.493	52.723	14	23.085	53.121	14	24.199	53.370
8	25.703	52.288	42	1 LAP	57.632	8	27.180	53.296	8	27.554	52.903	8	28.171	52.873
34	30.015	54.823	8	26.164	52.886	42	1 LAP	58.712	32	32.083	52.515	32	32.464	52.637
32	30.506	52.266	32	32.150	54.069	32	32.097	52.227	42	1 LAP	57.463	42	1 LAP	57.646
1	36.310	54.697	34	33.364	55.774	34	36.685	55.601	34	39.523	55.367	34	42.609	55.342
44	39.160	56.202	1	39.361	55.476	1	42.353	55.272	1	45.614	55.790	1	49.837	56.479
			44	42.367	55.632	44	45.355	55.268	44	48.667	55.841			

# SEAT Cupra Championship

## ROUND 1 - LAP CHART

Lap 21			Lap 22		
No	Behind	Laptime	No	Behind	Laptime
25		52.592	25		52.540
44	1 LAP	56.748	1	1 LAP	56.873
2	3.690	52.549	2	3.754	52.604
7	4.214	52.698	7	4.227	52.553
11	5.955	52.632	44	1 LAP	56.759
9	1 LAP	56.226	11	6.339	52.924
14	25.140	53.533	9	1 LAP	56.121
8	28.505	52.926	14	26.055	53.455
32	32.556	52.684	8	29.090	53.125
34	45.103	55.086	32	32.765	52.749
42	1 LAP	1:00.050	34	48.655	56.092
			42	1 LAP	59.110

# SEAT Cupra Championship

## ROUND 1 - POSITION CHART

No	Name	Laps Pos	1	2	3	4	5	6	7	8	9	10	11	12	13	14	15	16	17	18	19	20	21	22
			34	BYFORD	1	34	34	34	25	25	25	25	25	25	25	25	25	25	25	25	25	25	25	25
1	ADAM	2	1	1	25	34	2	2	2	2	2	2	2	2	2	2	2	2	2	2	2	2	2	2
25	LAWSON	3	25	25	1	2	34	7	7	7	7	7	7	7	7	7	7	7	7	7	7	7	7	7
2	BREEZE	4	2	2	2	1	7	34	11	11	11	11	11	11	11	11	11	11	11	11	11	11	11	11
3	HERRON	5	3	3	7	7	1	11	34	34	34	34	34	14	14	14	14	14	14	14	14	14	14	14
7	WELCH	6	7	7	44	11	11	1	1	1	1	14	14	34	34	34	8	8	8	8	8	8	8	8
44	NORDSTROM	7	44	44	11	44	44	44	44	44	14	1	1	69	8	8	34	34	32	32	32	32	32	32
11	GUMBLEY	8	11	11	42	42	14	14	14	14	44	44	8	8	1	32	32	32	34	34	34	34	34	34
9	ACKERS	9	9	9	9	14	69	69	69	69	8	8	69	1	32	1	1	1	1	1	1	1	1	1
42	GREEN	10	42	42	32	69	8	8	8	8	8	69	69	32	44	44	44	44	44	44	44	44	44	44
32	ROWBOTTOM	11	32	32	69	8	32	32	32	32	32	32	44	32	9	9	9	9	9	9	9	9	9	9
69	STRINGFELLOW	12	69	69	14	32	42	9	9	9	9	9	9	9	42	42	42	42	42	42	42	42	42	42
14	NYE	13	14	14	8	9	9	42	42	42	42	42	42	42										
8	APPLEBY	14	8	8																				

# SEAT Cupra Championship

## ROUND 2 - CLASSIFICATION

POS	NO	CL	NAME	NAT	ENTRY	LAPS	TIME	GAP	DIFF	MPH	BEST	ON
1	34		<b>Martin BYFORD</b>		AB Glass / Z Speed Racing	22	19:03.898			82.98	50.712	3
2	25		<b>Robert LAWSON</b>		Bardon / JHR	22	19:06.225	2.327	2.327	82.82	50.844	3
3	1		<b>Jonathan ADAM</b>		Total Control Racing	22	19:06.694	2.796	0.469	82.78	51.069	4
4	2		<b>Carl BREEZE</b>		Blue Chip / Welch Motorsport	22	19:08.109	4.211	1.415	82.68	51.148	4
5	44		<b>Freddy NORDSTROM</b>		PlumberTraining.com / Advent Motorsport	22	19:08.480	4.582	0.371	82.65	51.196	4
6	32		<b>Daniel ROWBOTTOM</b>		DRM M-sport	22	19:17.009	13.111	8.529	82.04	51.401	7
7	8		<b>James APPLEBY</b>		Hardinge Machine Tools	22	19:17.569	13.671	0.560	82.00	51.503	4
8	3		<b>Andrew HERRON</b>		Brian Herron Plant / JHR	22	19:22.792	18.894	5.223	81.64	51.371	4
9	9		<b>Jamie ACKERS</b>		Total Control Racing	22	19:23.135	19.237	0.343	81.61	51.228	4
10	14		<b>David NYE</b>		DW Nye Limited / Daniels Motorsport	22	19:23.680	19.782	0.545	81.57	51.021	4
11	11		<b>Jeremy GUMBLEY</b>		JeremyGumbley.com / Welch Motorsport	22	19:24.171	20.273	0.491	81.54	51.591	3
12	69		<b>Dan STRINGFELLOW</b>		Stringfellow Motorsport / West Suffolk R	22	19:30.028	26.130	5.857	81.13	51.650	3
13	42		<b>David GREEN</b>		Daniels Motorsport	22	19:47.786	43.888	17.758	79.92	52.610	6
NOT CLASSIFIED												
DNC	7		<b>Daniel WELCH</b>		Marriott / Welch Motorsport	12	19:55.446	10 laps	10 laps	43.31	50.921	3
FASTEST LAP												
	34		<b>Martin BYFORD</b>		AB Glass / Z Speed Racing	3	50.712			85.08 mph	136.93 kph	

Weather / Track : Cloudy / Dry

These results are provisional until the conclusion of any judicial and technical matters.

Brands Indy  
Circuit Length = 1.1986 miles  
Start: 17:26 End: 17:46

Clerk of Course :		Timekeeper :
-------------------	--	--------------

# SEAT Cupra Championship

## ROUND 2 - SECTOR ANALYSIS

1	Jonathan ADAM					Total Control Racing					
1-	34.310	98.8	20.858	120.7	55.168	12-	31.333	95.5	21.004	118.4	52.337
2-	30.854	<b>99.4</b>	<b>20.321</b>	<b>121.8</b>	51.175	13-	31.077	97.7	20.923	119.2	52.000
3-	30.629	99.3	20.446	120.3	51.075	14-	30.987	97.7	20.988	119.0	51.975
4-	30.528	99.3	20.541	120.1	<b>51.069</b>	15-	31.236	97.5	20.899	119.4	52.135
5-	31.383	98.4	20.770	119.4	52.153	16-	30.968	97.7	20.872	119.2	51.840
6-	30.587	99.0	20.535	119.6	51.122	17-	31.089	97.3	21.054	119.4	52.143
7-	<b>30.411</b>	97.8	20.682	118.4	51.093	18-	31.397	97.7	21.136	119.6	52.533
8-	30.591	97.3	20.828	117.9	51.419	19-	31.128	97.0	21.012	118.8	52.140
9-	30.622	97.0	20.754	119.4	51.376	20-	30.905	97.8	21.053	119.0	51.958
10-	30.759	98.1	20.758	118.8	51.517	21-	31.006	97.5	20.861	119.4	51.867
11-	31.246	95.6	20.907	118.8	52.153	22-	31.064	96.6	21.189	119.0	52.253
2	Carl BREEZE					Blue Chip / Welch Motorsport					
1-	33.142	99.6	20.810	<b>122.5</b>	53.952	12-	31.092	98.7	20.874	119.8	51.966
2-	30.922	99.7	<b>20.474</b>	121.4	51.396	13-	31.114	98.8	20.894	119.6	52.008
3-	30.636	99.7	20.521	120.5	51.157	14-	31.119	98.5	20.910	119.4	52.029
4-	<b>30.633</b>	<b>99.9</b>	20.515	121.1	<b>51.148</b>	15-	31.320	98.4	20.931	120.1	52.251
5-	31.049	98.1	20.760	120.5	51.809	16-	31.102	98.4	20.896	120.1	51.998
6-	30.867	99.0	20.587	120.5	51.454	17-	31.117	98.7	20.905	120.3	52.022
7-	30.756	99.1	20.636	119.8	51.392	18-	31.069	99.0	20.953	120.1	52.022
8-	30.831	99.3	20.762	120.3	51.593	19-	31.167	98.7	21.002	119.8	52.169
9-	30.899	98.3	20.897	120.1	51.796	20-	31.194	98.4	20.950	120.3	52.144
10-	30.977	98.5	20.843	119.8	51.820	21-	31.319	97.0	21.018	120.7	52.337
11-	30.996	98.8	20.833	119.6	51.829	22-	31.272	98.5	20.977	121.1	52.249
3	Andrew HERRON					Brian Herron Plant / JHR					
1-	33.617	99.9	20.796	<b>122.9</b>	54.413	12-	32.596	96.4	21.399	120.3	53.995
2-	30.969	<b>101.1</b>	20.724	121.8	51.693	13-	31.861	97.8	21.090	119.4	52.951
3-	30.840	100.2	<b>20.564</b>	121.6	51.404	14-	31.278	98.7	21.135	119.6	52.413
4-	<b>30.739</b>	99.9	20.632	121.6	<b>51.371</b>	15-	31.532	98.1	21.066	119.2	52.598
5-	30.776	99.7	21.768	120.3	52.544	16-	31.425	97.8	21.014	119.4	52.439
6-	31.077	98.8	20.725	120.9	51.802	17-	31.397	98.0	21.171	119.2	52.568
7-	30.843	99.4	21.205	120.3	52.048	18-	31.444	98.0	21.240	119.6	52.684
8-	31.359	99.1	21.349	117.5	52.708	19-	31.426	98.3	21.388	118.8	52.814
9-	31.976	98.3	21.122	120.1	53.098	20-	31.490	97.8	21.220	119.4	52.710
10-	31.459	97.4	21.286	119.2	52.745	21-	31.543	96.7	21.221	119.6	52.764
11-	31.335	98.5	21.152	119.4	52.487	22-	31.567	97.8	21.218	118.4	52.785
7	Daniel WELCH					Marriott / Welch Motorsport					
1-	33.519	97.7	20.843	120.7	54.362	7-	37.583	85.4	25.440	94.7	1:03.023
2-	30.702	99.6	20.496	<b>121.4</b>	51.198	8-	37.531	87.4	29.567	58.1	1:07.098
3-	<b>30.535</b>	<b>100.0</b>	<b>20.386</b>	120.9	<b>50.921</b>	9-	39.344	76.4	27.525	81.0	1:06.869
4-	30.641	98.4	20.583	120.1	51.224	10-	38.847	84.6	25.542	100.6	1:04.389
5-	32.623	93.2	In		8:50.565P	11-	36.224	86.7	25.269	96.0	1:01.493
6-	Out	80.0	26.327	98.5	1:06.885	12-	36.892	85.5	25.729	90.3	1:02.621
8	James APPLEBY					Hardinge Machine Tools					
1-	34.226	98.4	20.924	120.9	55.150	12-	31.435	99.0	20.943	119.6	52.378
2-	30.863	99.6	20.713	<b>122.5</b>	51.576	13-	31.355	97.8	21.041	118.8	52.396
3-	30.925	99.7	20.879	120.5	51.804	14-	31.157	98.8	20.950	120.1	52.107
4-	30.895	98.8	<b>20.608</b>	121.4	<b>51.503</b>	15-	31.427	98.5	21.128	119.8	52.555
5-	<b>30.853</b>	<b>100.0</b>	20.907	120.5	51.760	16-	31.627	97.0	21.314	118.8	52.941
6-	31.108	99.1	20.732	121.1	51.840	17-	31.622	97.7	20.842	120.3	52.464
7-	30.941	98.4	20.679	120.5	51.620	18-	31.349	99.3	21.221	119.6	52.570
8-	30.957	99.3	21.031	118.8	51.988	19-	31.517	99.1	21.014	120.7	52.531
9-	31.140	98.7	20.924	119.0	52.064	20-	31.292	98.1	21.016	120.5	52.308
10-	31.167	98.5	20.889	119.4	52.056	21-	31.457	97.4	21.088	119.0	52.545
11-	31.228	98.5	21.041	119.2	52.269	22-	31.503	98.5	21.149	119.6	52.652
9	Jamie ACKERS					Total Control Racing					
1-	34.269	95.9	21.433	119.0	55.702	12-	31.909	96.7	21.391	119.6	53.300
2-	30.935	98.5	20.581	120.7	51.516	13-	31.830	97.7	21.220	119.4	53.050
3-	30.733	<b>99.3</b>	<b>20.515</b>	<b>121.1</b>	51.248	14-	31.436	98.0	21.102	119.6	52.538

Brands Indy  
Circuit Length = 1.1986 miles  
Start: 17:26 End: 17:46

Weather / Track : Cloudy / Dry

# SEAT Cupra Championship

## ROUND 2 - SECTOR ANALYSIS

4-	<b>30.666</b>	99.0	20.562	120.5	<b>51.228</b>	15-	31.564	98.1	21.089	119.4	52.653
5-	31.126	95.6	21.367	120.3	52.493	16-	31.403	98.1	21.054	120.1	52.457
6-	30.999	98.3	20.767	119.8	51.766	17-	31.595	97.7	20.992	119.2	52.587
7-	31.103	97.4	20.958	119.2	52.061	18-	31.485	96.8	21.022	119.2	52.507
8-	31.157	98.8	20.877	120.5	52.034	19-	31.390	97.7	21.125	119.0	52.515
9-	31.754	98.3	21.178	119.6	52.932	20-	31.529	98.1	21.156	119.4	52.685
10-	31.274	98.4	20.931	119.4	52.205	21-	31.765	97.8	21.141	119.2	52.906
11-	31.375	97.3	21.058	119.4	52.433	22-	31.586	97.8	21.139	119.0	52.725
<b>11</b>	<b>Jeremy GUMBLEY</b> JeremyGumbley.com / Welch Motorsport										
1-	33.640	<b>99.3</b>	20.861	<b>121.8</b>	54.501	12-	32.091	96.0	21.342	119.2	53.433
2-	31.219	97.1	20.865	119.0	52.084	13-	31.906	97.1	21.224	119.0	53.130
3-	30.882	99.0	20.709	119.8	<b>51.591</b>	14-	31.352	98.0	21.021	119.6	52.373
4-	30.995	98.1	<b>20.629</b>	120.7	51.624	15-	31.576	98.4	21.069	119.8	52.645
5-	<b>30.848</b>	99.1	21.116	117.7	51.964	16-	31.501	97.8	21.140	119.6	52.641
6-	31.715	97.8	21.256	120.9	52.971	17-	31.536	97.5	21.538	117.5	53.074
7-	31.175	97.5	20.936	119.4	52.111	18-	31.551	98.0	21.109	120.3	52.660
8-	31.091	98.3	20.997	120.3	52.088	19-	31.505	98.1	21.071	120.3	52.576
9-	31.804	98.0	21.073	119.8	52.877	20-	31.509	97.3	21.136	120.5	52.645
10-	31.180	97.7	21.007	120.1	52.187	21-	31.625	98.4	21.147	120.1	52.772
11-	31.286	97.8	21.124	119.8	52.410	22-	31.782	94.4	21.657	119.8	53.439
<b>14</b>	<b>David NYE</b> DW Nye Limited / Daniels Motorsport										
1-	34.646	93.7	21.459	119.6	56.105	12-	32.795	95.6	21.691	119.8	54.486
2-	31.200	99.0	<b>20.350</b>	<b>122.5</b>	51.550	13-	31.660	99.4	21.218	120.5	52.878
3-	30.920	100.6	20.390	121.1	51.310	14-	31.632	99.7	21.005	120.7	52.637
4-	<b>30.651</b>	<b>100.8</b>	20.370	122.2	<b>51.021</b>	15-	31.577	99.7	21.000	119.6	52.577
5-	30.948	99.7	20.887	120.3	51.835	16-	31.586	99.7	21.091	120.1	52.677
6-	30.660	100.2	20.889	120.9	51.549	17-	31.616	99.7	21.139	119.4	52.755
7-	30.697	99.9	20.644	119.8	51.341	18-	31.695	98.1	21.112	119.8	52.807
8-	31.082	100.2	20.801	120.5	51.883	19-	31.309	98.5	21.190	120.3	52.499
9-	32.594	98.5	20.831	119.4	53.425	20-	31.466	98.7	21.233	120.1	52.699
10-	30.977	97.4	21.276	119.8	52.253	21-	31.457	98.1	21.251	120.5	52.708
11-	31.433	97.3	21.103	119.6	52.536	22-	31.444	98.3	21.176	119.8	52.620
<b>25</b>	<b>Robert LAWSON</b> Bardon / JHR										
1-	33.592	97.4	20.921	120.1	54.513	12-	31.414	98.7	20.950	119.6	52.364
2-	30.724	<b>100.2</b>	20.430	119.8	51.154	13-	30.962	98.5	20.935	119.2	51.897
3-	<b>30.473</b>	100.0	<b>20.371</b>	<b>120.7</b>	<b>50.844</b>	14-	31.093	97.8	21.032	119.2	52.125
4-	30.493	96.8	20.609	120.3	51.102	15-	31.100	98.1	20.952	119.4	52.052
5-	30.508	99.4	20.683	119.4	51.191	16-	30.876	98.4	21.028	118.8	51.904
6-	30.714	98.8	20.642	120.1	51.356	17-	31.156	98.4	21.119	120.3	52.275
7-	30.676	98.8	20.664	119.8	51.340	18-	31.172	97.1	21.038	119.8	52.210
8-	30.830	98.5	20.657	120.3	51.487	19-	31.039	97.1	20.882	120.3	51.921
9-	31.034	98.1	20.902	119.4	51.936	20-	31.095	97.4	20.916	120.5	52.011
10-	30.936	98.8	20.898	120.1	51.834	21-	31.124	96.6	21.008	119.8	52.132
11-	31.167	98.1	20.888	119.2	52.055	22-	31.123	98.4	21.084	119.8	52.207
<b>32</b>	<b>Daniel ROWBOTTOM</b> DRM M-sport										
1-	33.609	99.6	20.955	120.9	54.564	12-	31.212	98.1	21.124	118.6	52.336
2-	30.909	<b>100.3</b>	20.635	<b>121.4</b>	51.544	13-	31.227	98.5	21.140	119.0	52.367
3-	30.913	99.3	20.686	120.5	51.599	14-	31.265	97.5	21.372	118.6	52.637
4-	30.814	99.3	20.685	120.1	51.499	15-	31.399	94.7	21.202	118.8	52.601
5-	<b>30.711</b>	99.7	21.698	118.8	52.409	16-	31.220	96.6	21.188	118.8	52.408
6-	30.828	98.8	20.929	119.0	51.757	17-	31.350	97.0	21.214	118.6	52.564
7-	30.775	99.0	<b>20.626</b>	119.4	<b>51.401</b>	18-	31.396	97.0	21.345	118.8	52.741
8-	31.032	98.8	20.822	119.4	51.854	19-	31.701	96.3	21.178	119.2	52.879
9-	30.800	99.0	20.954	119.0	51.754	20-	31.395	97.1	21.111	119.4	52.506
10-	31.115	97.5	21.138	119.2	52.253	21-	31.275	97.5	21.093	119.6	52.368
11-	31.006	98.3	21.117	118.8	52.123	22-	31.392	98.1	21.433	117.7	52.825
<b>34</b>	<b>Martin BYFORD</b> AB Glass / Z Speed Racing										
1-	33.906	95.2	20.744	118.8	54.650	12-	30.977	99.0	20.929	118.1	51.906
2-	30.405	<b>100.3</b>	20.437	<b>119.0</b>	50.842	13-	30.987	98.8	20.978	117.9	51.965
3-	<b>30.304</b>	<b>100.3</b>	<b>20.408</b>	<b>119.0</b>	<b>50.712</b>	14-	30.921	99.4	20.878	117.7	51.799

Brands Indy  
Circuit Length = 1.1986 miles  
Start: 17:26 End: 17:46

Weather / Track : Cloudy / Dry

# SEAT Cupra Championship

## ROUND 2 - SECTOR ANALYSIS

4 -	30.544	99.7	20.466	118.4	51.010	15 -	30.963	99.3	20.932	118.1	51.895
5 -	30.435	100.0	20.582	118.1	51.017	16 -	30.910	99.0	20.943	118.4	51.853
6 -	30.611	99.9	20.653	117.7	51.264	17 -	30.991	99.0	20.972	118.6	51.963
7 -	30.581	99.3	20.771	117.3	51.352	18 -	31.091	99.1	21.079	118.6	52.170
8 -	30.710	99.6	20.770	118.1	51.480	19 -	31.223	98.7	20.937	118.1	52.160
9 -	30.819	99.1	20.959	117.7	51.778	20 -	31.152	98.1	21.027	118.1	52.179
10 -	30.974	99.1	20.836	117.9	51.810	21 -	31.057	98.8	21.067	118.6	52.124
11 -	30.856	99.3	20.928	117.5	51.784	22 -	31.286	98.7	21.057	118.1	52.343
<b>42</b>	<b>David GREEN</b> Daniels Motorsport										
1 -	34.194	96.7	22.511	118.4	56.705	12 -	31.881	96.0	21.415	118.4	53.296
2 -	32.389	99.1	21.700	120.3	54.089	13 -	32.236	97.7	21.544	117.9	53.780
3 -	32.096	99.0	21.369	<b>120.5</b>	53.465	14 -	32.101	97.3	21.770	117.9	53.871
4 -	31.676	<b>99.6</b>	21.231	119.4	52.907	15 -	32.525	97.3	21.578	117.5	54.103
5 -	31.671	99.3	21.277	119.2	52.948	16 -	32.233	96.7	21.791	119.0	54.024
6 -	31.353	98.7	21.257	119.6	<b>52.610</b>	17 -	32.716	98.5	21.618	118.4	54.334
7 -	31.535	98.7	21.240	117.7	52.775	18 -	31.876	98.7	21.592	118.8	53.468
8 -	31.545	98.5	<b>21.182</b>	119.0	52.727	19 -	32.562	96.4	21.557	118.8	54.119
9 -	<b>31.197</b>	98.8	21.420	117.7	52.617	20 -	31.995	98.0	21.475	119.0	53.470
10 -	31.789	99.0	21.344	118.4	53.133	21 -	32.460	96.6	21.779	118.6	54.239
11 -	31.479	96.6	21.548	119.2	53.027	22 -	32.836	96.7	21.856	115.5	54.692
<b>44</b>	<b>Freddy NORDSTROM</b> PlumberTraining.com / Advent Motorsport										
1 -	34.118	99.0	20.730	<b>123.1</b>	54.848	12 -	31.049	99.4	20.831	121.4	51.880
2 -	31.170	99.0	20.577	121.6	51.747	13 -	31.061	99.0	20.876	121.4	51.937
3 -	30.842	97.8	<b>20.493</b>	120.9	51.335	14 -	31.141	99.3	21.072	121.1	52.213
4 -	<b>30.687</b>	<b>100.2</b>	20.509	122.2	<b>51.196</b>	15 -	31.101	98.7	21.006	121.1	52.107
5 -	30.979	97.1	20.669	121.8	51.648	16 -	31.053	99.1	20.906	121.6	51.959
6 -	30.800	99.7	20.617	121.8	51.417	17 -	31.165	98.4	20.970	121.6	52.135
7 -	30.693	99.7	20.875	119.2	51.568	18 -	31.002	99.7	21.267	120.5	52.269
8 -	30.733	99.1	20.796	121.6	51.529	19 -	31.130	98.7	21.012	121.4	52.142
9 -	30.756	100.0	20.720	121.8	51.476	20 -	31.005	99.6	20.860	122.2	51.865
10 -	30.902	100.0	20.745	121.8	51.647	21 -	31.193	98.3	21.117	121.4	52.310
11 -	31.198	98.7	20.835	121.6	52.033	22 -	31.296	98.5	21.027	121.6	52.323
<b>69</b>	<b>Dan STRINGFELLOW</b> Stringfellow Motorsport / West Suffolk R										
1 -	34.400	95.2	21.825	<b>120.9</b>	56.225	12 -	31.422	99.0	21.178	119.4	52.600
2 -	30.930	<b>100.6</b>	20.825	<b>120.9</b>	51.755	13 -	31.601	99.1	21.342	118.4	52.943
3 -	30.838	99.3	<b>20.812</b>	120.1	<b>51.650</b>	14 -	31.412	98.8	21.137	119.2	52.549
4 -	<b>30.743</b>	98.4	21.022	119.2	51.765	15 -	31.885	98.1	21.315	119.4	53.200
5 -	31.164	99.1	21.140	119.6	52.304	16 -	31.544	98.4	21.250	118.6	52.794
6 -	31.079	99.6	21.109	119.4	52.188	17 -	31.485	98.0	21.326	119.6	52.811
7 -	31.126	98.1	21.082	119.0	52.208	18 -	31.827	95.9	21.569	119.8	53.396
8 -	31.139	98.1	21.208	119.6	52.347	19 -	31.836	96.7	21.562	119.0	53.398
9 -	31.192	98.4	21.276	119.0	52.468	20 -	31.709	97.4	21.392	119.2	53.101
10 -	31.474	97.0	21.149	118.1	52.623	21 -	31.838	97.1	21.608	119.0	53.446
11 -	31.716	99.3	21.197	119.2	52.913	22 -	31.848	95.9	21.541	118.8	53.389

Weather / Track : Cloudy / Dry

# SEAT Cupra Championship

## ROUND 2 - SPEED TRAPS

SECTOR 1				SECTOR 2			FINISH LINE			
POS	NO	NAME	MPH	NO	NAME	MPH	NO	NAME	MPH	
1	3	Andrew HERRON	101.1				44	Freddy NORDSTROM	123.1	
2	14	David NYE	100.8				3	Andrew HERRON	122.9	
3	69	Dan STRINGFELLOW	100.6				2	Carl BREEZE	122.5	
4	32	Daniel ROWBOTTOM	100.3				8	James APPLEBY	122.5	
5	34	Martin BYFORD	100.3				14	David NYE	122.5	
6	25	Robert LAWSON	100.2				1	Jonathan ADAM	121.8	
7	44	Freddy NORDSTROM	100.2				11	Jeremy GUMBLEY	121.8	
8	7	Daniel WELCH	100.0				7	Daniel WELCH	121.4	
9	8	James APPLEBY	100.0				32	Daniel ROWBOTTOM	121.4	
10	2	Carl BREEZE	99.9				9	Jamie ACKERS	121.1	
11	42	David GREEN	99.6				69	Dan STRINGFELLOW	120.9	
12	1	Jonathan ADAM	99.4				25	Robert LAWSON	120.7	
13	9	Jamie ACKERS	99.3				42	David GREEN	120.5	
14	11	Jeremy GUMBLEY	99.3				34	Martin BYFORD	119.0	

Weather / Track : Cloudy / Dry

www.tsl-timing.com

Brands Indy  
 Circuit Length = 1.1986 miles  
 Start: 17:26 End: 17:46

Printed - 17.48 Sunday, 30 March 2008

# SEAT Cupra Championship

## ROUND 2 - BEST SECTORS

SECTOR 1			SECTOR 2			IDEAL / BEST COMPARISON						
POS	NO	NAME	TIME	NO	NAME	TIME	POS	NO	NAME	IDEAL	BEST	DIFF
1	34	BYFORD	30.304	1	ADAM	20.321	1	34	BYFORD	50.712	50.712	0.000
2	1	ADAM	30.411	14	NYE	20.350	2	1	ADAM	50.732	51.069	0.337
3	25	LAWSON	30.473	25	LAWSON	20.371	3	25	LAWSON	50.844	50.844	0.000
4	7	WELCH	30.535	7	WELCH	20.386	4	7	WELCH	50.921	50.921	0.000
5	2	BREEZE	30.633	34	BYFORD	20.408	5	14	NYE	51.001	51.021	0.020
6	14	NYE	30.651	2	BREEZE	20.474	6	2	BREEZE	51.107	51.148	0.041
7	9	ACKERS	30.666	44	NORDSTROM	20.493	7	44	NORDSTROM	51.180	51.196	0.016
8	44	NORDSTROM	30.687	9	ACKERS	20.515	8	9	ACKERS	51.181	51.228	0.047
9	32	ROWBOTTOM	30.711	3	HERRON	20.564	9	3	HERRON	51.303	51.371	0.068
10	3	HERRON	30.739	8	APPLEBY	20.608	10	32	ROWBOTTOM	51.337	51.401	0.064
11	69	STRINGFELLOW	30.743	32	ROWBOTTOM	20.626	11	8	APPLEBY	51.461	51.503	0.042
12	11	GUMBLEY	30.848	11	GUMBLEY	20.629	12	11	GUMBLEY	51.477	51.591	0.114
13	8	APPLEBY	30.853	69	STRINGFELLOW	20.812	13	69	STRINGFELLOW	51.555	51.650	0.095
14	42	GREEN	31.197	42	GREEN	21.182	14	42	GREEN	52.379	52.610	0.231
<b>Perfect lap</b>										50.625		

# SEAT Cupra Championship

## ROUND 2 - LAP CHART

Lap 1			Lap 2			Lap 3			Lap 4			Lap 5		
No	Behind	Laptime	No	Behind	Laptime	No	Behind	Laptime	No	Behind	Laptime	No	Behind	Laptime
34		54.650	34		50.842	34		50.712	34		51.010	34		51.017
25	0.336	54.513	25	0.648	51.154	25	0.780	50.844	25	0.872	51.102	25	1.046	51.191
7	0.668	54.362	7	1.024	51.198	7	1.233	50.921	7	1.447	51.224	1	2.760	52.153
1	0.869	55.168	1	1.202	51.175	1	1.565	51.075	1	1.624	51.069	2	2.957	51.809
2	1.028	53.952	2	1.582	51.396	2	2.027	51.157	2	2.165	51.148	44	3.597	51.648
44	1.252	54.848	44	2.157	51.747	44	2.780	51.335	44	2.966	51.196	3	5.110	52.544
3	1.679	54.413	3	2.530	51.693	3	3.222	51.404	3	3.583	51.371	32	5.562	52.409
32	2.092	54.564	32	2.794	51.544	32	3.681	51.599	32	4.170	51.499	11	6.066	51.964
11	2.384	54.501	11	3.626	52.084	11	4.505	51.591	11	5.119	51.624	8	6.212	51.760
8	3.150	55.150	8	3.884	51.576	8	4.976	51.804	8	5.469	51.503	14	7.277	51.835
9	4.804	55.702	9	5.478	51.516	9	6.014	51.248	9	6.232	51.228	9	7.708	52.493
14	5.142	56.105	14	5.850	51.550	14	6.448	51.310	14	6.459	51.021	69	9.581	52.304
42	5.600	56.705	69	6.601	51.755	69	7.539	51.650	69	8.294	51.765	42	15.428	52.948
69	5.688	56.225	42	8.847	54.089	42	11.600	53.465	42	13.497	52.907			

# SEAT Cupra Championship

## ROUND 2 - LAP CHART

Lap 6			Lap 7			Lap 8			Lap 9			Lap 10		
No	Behind	Laptime	No	Behind	Laptime	No	Behind	Laptime	No	Behind	Laptime	No	Behind	Laptime
34		51.264	34		51.352	34		51.480	34		51.778	34		51.810
25	1.138	51.356	25	1.126	51.340	25	1.133	51.487	25	1.291	51.936	25	1.315	51.834
1	2.618	51.122	1	2.359	51.093	1	2.298	51.419	1	1.896	51.376	1	1.603	51.517
2	3.147	51.454	2	3.187	51.392	2	3.300	51.593	2	3.318	51.796	2	3.328	51.820
44	3.750	51.417	44	3.966	51.568	44	4.015	51.529	44	3.713	51.476	44	3.550	51.647
3	5.648	51.802	32	6.104	51.401	32	6.478	51.854	32	6.454	51.754	32	6.897	52.253
32	6.055	51.757	3	6.344	52.048	8	7.564	51.988	8	7.850	52.064	8	8.096	52.056
8	6.788	51.840	8	7.056	51.620	3	7.572	52.708	3	8.892	53.098	3	9.827	52.745
14	7.562	51.549	14	7.551	51.341	14	7.954	51.883	14	9.601	53.425	14	10.044	52.253
11	7.773	52.971	11	8.532	52.111	11	9.140	52.088	11	10.239	52.877	11	10.616	52.187
9	8.210	51.766	9	8.919	52.061	9	9.473	52.034	9	10.627	52.932	9	11.022	52.205
69	10.505	52.188	69	11.361	52.208	69	12.228	52.347	69	12.918	52.468	69	13.731	52.623
42	16.774	52.610	42	18.197	52.775	42	19.444	52.727	42	20.283	52.617	42	21.606	53.133

# SEAT Cupra Championship

## ROUND 2 - LAP CHART

Lap 11			Lap 12			Lap 13			Lap 14			Lap 15		
No	Behind	Laptime	No	Behind	Laptime	No	Behind	Laptime	No	Behind	Laptime	No	Behind	Laptime
34		51.784	34		51.906	34		51.965	34		51.799	34		51.895
25	1.586	52.055	25	2.044	52.364	25	1.976	51.897	25	2.302	52.125	25	2.459	52.052
1	1.972	52.153	1	2.403	52.337	1	2.438	52.000	1	2.614	51.975	1	2.854	52.135
2	3.373	51.829	2	3.433	51.966	2	3.476	52.008	2	3.706	52.029	2	4.062	52.251
44	3.799	52.033	44	3.773	51.880	44	3.745	51.937	44	4.159	52.213	44	4.371	52.107
32	7.236	52.123	32	7.666	52.336	32	8.068	52.367	32	8.906	52.637	32	9.612	52.601
8	8.581	52.269	8	9.053	52.378	8	9.484	52.396	8	9.792	52.107	8	10.452	52.555
3	10.530	52.487	3	12.619	53.995	3	13.605	52.951	3	14.219	52.413	3	14.922	52.598
14	10.796	52.536	11	12.769	53.433	11	13.934	53.130	11	14.508	52.373	11	15.258	52.645
11	11.242	52.410	9	13.065	53.300	9	14.150	53.050	9	14.889	52.538	9	15.647	52.653
9	11.671	52.433	14	13.376	54.486	14	14.289	52.878	14	15.127	52.637	14	15.809	52.577
69	14.860	52.913	69	15.554	52.600	69	16.532	52.943	7	9 LAPS	8:50.565	69	18.587	53.200
42	22.849	53.027	42	24.239	53.296	42	26.054	53.780	69	17.282	52.549	42	30.334	54.103
									42	28.126	53.871	7	9 LAPS	1:06.885

# SEAT Cupra Championship

## ROUND 2 - LAP CHART

Lap 16			Lap 17			Lap 18			Lap 19			Lap 20		
No	Behind	Laptime	No	Behind	Laptime	No	Behind	Laptime	No	Behind	Laptime	No	Behind	Laptime
34		51.853	34		51.963	34		52.170	34		52.160	34		52.179
25	2.510	51.904	25	2.822	52.275	25	2.862	52.210	25	2.623	51.921	25	2.455	52.011
1	2.841	51.840	1	3.021	52.143	1	3.384	52.533	1	3.364	52.140	1	3.143	51.958
2	4.207	51.998	2	4.266	52.022	2	4.118	52.022	2	4.127	52.169	2	4.092	52.144
44	4.477	51.959	44	4.649	52.135	44	4.748	52.269	44	4.730	52.142	44	4.416	51.865
32	10.167	52.408	32	10.768	52.564	7	10 LAPS	1:07.098	32	12.058	52.879	32	12.385	52.506
8	11.540	52.941	8	12.041	52.464	32	11.339	52.741	8	12.812	52.531	8	12.941	52.308
3	15.508	52.439	3	16.113	52.568	8	12.441	52.570	3	17.281	52.814	3	17.812	52.710
11	16.046	52.641	9	16.875	52.587	3	16.627	52.684	9	17.567	52.515	9	18.073	52.685
9	16.251	52.457	11	17.157	53.074	9	17.212	52.507	11	18.063	52.576	11	18.529	52.645
14	16.633	52.677	14	17.425	52.755	11	17.647	52.660	14	18.401	52.499	14	18.921	52.699
69	19.528	52.794	69	20.376	52.811	14	18.062	52.807	7	10 LAPS	1:06.869	69	23.762	53.101
42	32.505	54.024	42	34.876	54.334	69	21.602	53.396	69	22.840	53.398	7	10 LAPS	1:04.389
7	9 LAPS	1:03.023				42	36.174	53.468	42	38.133	54.119	42	39.424	53.470

# SEAT Cupra Championship

## ROUND 2 - LAP CHART

Lap 21			Lap 22		
No	Behind	Laptime	No	Behind	Laptime
34		52.124	34		52.343
25	2.463	52.132	25	2.327	52.207
1	2.886	51.867	1	2.796	52.253
2	4.305	52.337	2	4.211	52.249
44	4.602	52.310	44	4.582	52.323
32	12.629	52.368	32	13.111	52.825
8	13.362	52.545	8	13.671	52.652
3	18.452	52.764	3	18.894	52.785
9	18.855	52.906	9	19.237	52.725
11	19.177	52.772	14	19.782	52.620
14	19.505	52.708	11	20.273	53.439
69	25.084	53.446	69	26.130	53.389
7	10 LAPS	1:01.493	42	43.888	54.692
42	41.539	54.239	7	10 LAPS	1:02.621

# SEAT Cupra Championship

## ROUND 2 - POSITION CHART

No	Name	Laps Pos	1	2	3	4	5	6	7	8	9	10	11	12	13	14	15	16	17	18	19	20	21	22
			34	BYFORD	1	34	34	34	34	34	34	34	34	34	34	34	34	34	34	34	34	34	34	34
25	LAWSON	2	25	25	25	25	25	25	25	25	25	25	25	25	25	25	25	25	25	25	25	25	25	25
7	WELCH	3	7	7	7	7	1	1	1	1	1	1	1	1	1	1	1	1	1	1	1	1	1	1
1	ADAM	4	1	1	1	1	2	2	2	2	2	2	2	2	2	2	2	2	2	2	2	2	2	2
2	BREEZE	5	2	2	2	2	44	44	44	44	44	44	44	44	44	44	44	44	44	44	44	44	44	44
44	NORDSTROM	6	44	44	44	44	3	3	32	32	32	32	32	32	32	32	32	32	32	32	32	32	32	32
3	HERRON	7	3	3	3	3	32	32	3	8	8	8	8	8	8	8	8	8	8	8	8	8	8	8
32	ROWBOTTOM	8	32	32	32	32	11	8	8	3	3	3	3	3	3	3	3	3	3	3	3	3	3	3
11	GUMBLEY	9	11	11	11	11	8	14	14	14	14	14	14	11	11	11	11	11	9	9	9	9	9	9
8	APPLEBY	10	8	8	8	8	14	11	11	11	11	11	11	9	9	9	9	9	11	11	11	11	11	14
9	ACKERS	11	9	9	9	9	9	9	9	9	9	9	9	14	14	14	14	14	14	14	14	14	14	11
14	NYE	12	14	14	14	14	69	69	69	69	69	69	69	69	69	69	69	69	69	69	69	69	69	69
42	GREEN	13	42	69	69	69	42	42	42	42	42	42	42	42	42	42	42	42	42	42	42	42	42	42
69	STRINGFELLOW	14	69	42	42	42	7	7	7	7	7	7	7	7	7	7	7	7	7	7	7	7	7	7