



FORMULA RENAULT UK CHAMPIONSHIP

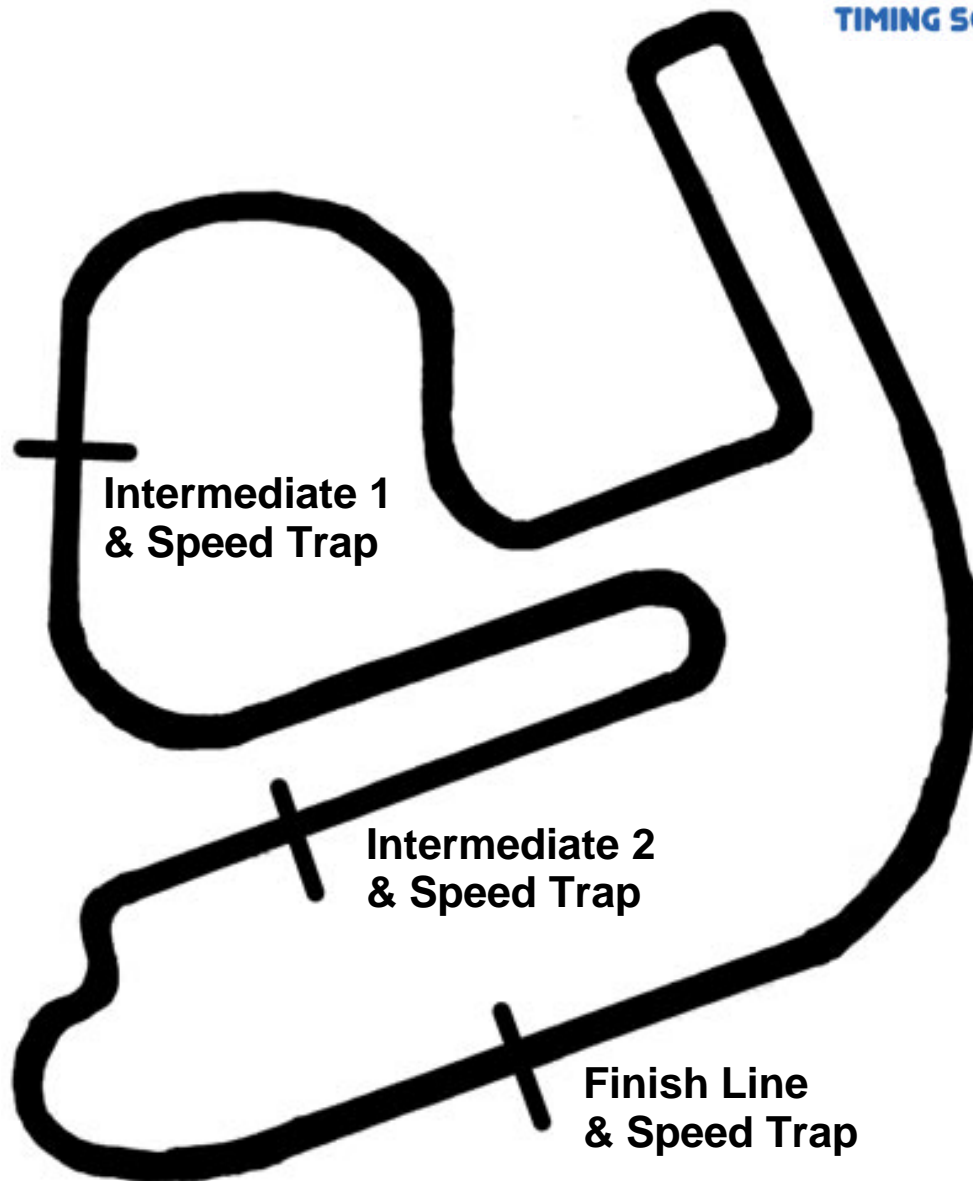
**Rounds 3 & 4
Rockingham International**

12th April / 13th April 2008



Results Provided by Timing Solutions Ltd
www.tsl-timing.com

ROCKINGHAM INTERNATIONAL SUPER SPORTS CAR CIRCUIT



Circuit Length:	1.9400 miles / 3122.1 metres
Intermediate 1:	1,718 metres
Intermediate 2:	2,524 metres
Pit In:	2,977 metres
Pit Out:	162 metres after Finish Line

Formula Renault UK with Michelin

QUALIFYING - ROUND 3 - CLASSIFICATION

POS	NO	CL	NAME	NAT	ENTRY	TIME	ON	LAPS	GAP	DIFF	MPH
1	5		Adam CHRISTODOULOU	GBR	CR Scuderia Formula Renault	1:15.599	3	5			92.38
2	1		Adriano BUZAID	BRA	Fortec Motorsport	1:15.827	3	8	0.228	0.228	92.10
3	23		Ryuji YAMAMOTO	JPN	CR Scuderia Formula Renault	1:15.994	5	10	0.395	0.167	91.90
4	35		Kris LOANE	GBR	Manor Competition	1:16.019	4	8	0.420	0.025	91.87
5	21		Sho HANAWA	JPN	Apotex Scorpio Motorsport	1:16.031	5	8	0.432	0.012	91.85
6	22		Alexander SIMS	GBR	Manor Competition	1:16.039	4	8	0.440	0.008	91.84
7	8		Riki CHRISTODOULOU	GBR	Fortec Motorsport	1:16.041	4	9	0.442	0.002	91.84
8	9	G	Oli WEBB	GBR	Fortec Motorsport	1:16.084	4	10	0.485	0.043	91.79
9	7	G	Dean STONEMAN	GBR	Alpine Motorsport	1:16.115	4	10	0.516	0.031	91.75
10	6		Sten PENTUS	EST	CR Scuderia Formula Renault	1:16.290	5	11	0.691	0.175	91.54
11	13		Jordan OAKES	GBR	Eurotek Motorsport	1:16.395	3	9	0.796	0.105	91.41
12	2	G	James CALADO	GBR	Fortec Motorsport	1:16.465	3	10	0.866	0.070	91.33
13	24	G	Henry SURTEES	GBR	Manor Competition	1:16.479	3	11	0.880	0.014	91.31
14	43	G	Scott JENKINS	GBR	CR Scuderia Formula Renault	1:16.505	6	11	0.906	0.026	91.28
15	38	G	Joshua SCOTT	AUS	Apotex Scorpio Motorsport	1:16.535	5	10	0.936	0.030	91.25
16	20		Kieren CLARK	GBR	Apotex Scorpio Motorsport	1:16.785	5	10	1.186	0.250	90.95
17	3	G	ROSSI	GBR	Worswick Engineering	1:17.218	3	9	1.619	0.433	90.44
18	25		Thomas HYLKEMA	NED	Mark Burdett Motorsport	1:17.218	4	10	1.619	0.000	90.44
19	16	G	Tom ARMOUR	GBR	Manor Competition	1:17.558	8	10	1.959	0.340	90.04

Weather / Track : Bright / Dry

These results are provisional until the conclusion of any judicial and technical matters.

Rockingham
Circuit Length = 1.9400 miles
Start: 10:15 End: 10:36

Clerk of Course :		Timekeeper :
-------------------	--	--------------

Formula Renault UK with Michelin

QUALIFYING - ROUND 3 - SECTOR ANALYSIS

1	Adriano BUZAID				Fortec Motorsport										
1 -	40.974	110.0	20.459	107.4	15.859	113.4	1:17.292	5 -	47.210	91.7	25.758	80.6	In	3:26.189 P	
2 -	40.545	109.7	20.242	107.2	15.669	113.9	1:16.456	6 -	Out	107.9	20.481	104.0	15.824	113.6	1:21.136
3 -	40.176	110.0	20.102	107.2	15.549	113.6	1:15.827	7 -	41.504	107.0	20.664	106.9	15.925	113.6	1:18.093
4 -	40.091	109.8	20.158	107.0	15.677	114.3	1:15.926	8 -	40.490	108.1	22.015	80.7	16.774	113.6	1:19.279
2	James CALADO				Fortec Motorsport										
1 -	45.818	105.0	21.270	106.9	16.420	109.7	1:23.508	6 -	40.490	107.4	20.409	106.7	15.709	113.0	1:16.608
2 -	41.362	109.7	20.606	107.7	15.795	113.2	1:17.763	7 -	43.675	65.7	25.759	76.6	17.270	113.2	1:26.704
3 -	40.646	108.2	20.211	106.9	15.608	113.6	1:16.465	8 -	41.115	108.6	20.745	106.4	15.724	113.9	1:17.584
4 -	40.141	109.7	20.558	107.4	15.781	112.8	1:16.480	9 -	42.479	94.8	25.349	86.9	In	2:03.558 P	
5 -	40.583	108.6	20.583	106.7	15.616	113.6	1:16.782	10 -	Out	107.5	21.038	106.4	16.318	113.9	1:18.732
3	ROSSI				Worswick Engineering										
1 -	41.803	107.5	20.746	107.5	16.106	112.6	1:18.655	6 -	43.853	100.5	23.191	95.7	17.118	112.6	1:24.162
2 -	40.891	108.9	20.486	107.4	15.938	113.9	1:17.315	7 -	41.420	100.3	22.077	107.0	16.311	113.4	1:19.808
3 -	40.662	108.4	20.438	107.2	16.118	114.1	1:17.218	8 -	41.034	108.2	20.646	107.2	16.001	113.0	1:17.681
4 -	43.802	107.9	23.939	50.6	In		3:11.284 P	9 -	41.139	107.5	20.814	105.8	16.307	112.4	1:18.260
5 -	Out	85.9	22.934	106.9	16.522	113.2	1:22.920								
5	Adam CHRISTODOULOU				CR Scuderia Formula Renault										
1 -	46.677	84.0	25.739	81.0	17.096	113.0	1:29.512	4 -	39.855	110.0	20.089	107.0	15.742	114.1	1:15.686
2 -	40.540	109.8	20.243	107.0	15.941	113.9	1:16.724	5 -	39.897	109.8	20.116	107.2	15.738	113.7	1:15.751
3 -	39.907	109.3	20.037	107.5	15.655	114.1	1:15.599								
6	Sten PENTUS				CR Scuderia Formula Renault										
1 -	43.738	105.8	21.533	104.2	16.808	109.1	1:22.079	7 -	46.069	100.9	21.837	102.6	16.916	112.4	1:24.822
2 -	41.549	108.2	22.331	84.7	18.049	110.2	1:21.929	8 -	42.400	106.2	21.335	104.2	16.491	113.0	1:20.226
3 -	41.412	107.5	20.669	105.8	16.722	112.6	1:18.803	9 -	41.016	108.9	20.572	105.5	15.905	113.0	1:17.493
4 -	40.385	108.8	20.403	105.8	15.792	113.0	1:16.580	10 -	40.979	108.4	20.545	106.0	15.886	112.8	1:17.410
5 -	40.207	108.4	20.253	105.8	15.830	112.2	1:16.290	11 -	40.583	108.4	20.435	105.7	17.294	108.8	1:18.312
6 -	40.229	108.8	20.752	105.7	16.453	113.2	1:17.434								
7	Dean STONEMAN				Alpine Motorsport										
1 -	46.708	103.1	21.503	95.1	16.519	113.2	1:24.730	6 -	53.630	99.6	21.935	106.2	15.942	113.9	1:31.507
2 -	40.764	110.2	20.428	107.0	15.983	114.3	1:17.175	7 -	43.772	108.2	21.146	103.6	In	2:49.479 P	
3 -	40.221	110.2	20.101	107.2	15.807	114.3	1:16.129	8 -	Out	108.8	20.293	106.9	15.884	113.9	1:16.455
4 -	40.018	109.8	20.226	107.2	15.871	113.9	1:16.115	9 -	40.862	109.3	20.353	106.7	15.841	113.9	1:17.056
5 -	40.208	109.8	20.093	106.9	15.963	113.6	1:16.264	10 -	40.514	109.7	20.315	106.7	15.893	114.3	1:16.722
8	Riki CHRISTODOULOU				Fortec Motorsport										
1 -	44.809	94.7	24.519	71.4	16.619	112.6	1:25.947	6 -	40.081	108.8	20.812	106.5	In	3:40.201 P	
2 -	41.043	107.5	20.683	107.4	15.904	112.8	1:17.630	7 -	Out	76.3	22.432	105.5	16.088	113.9	1:22.219
3 -	40.339	106.7	20.230	107.0	15.806	113.6	1:16.375	8 -	40.399	108.8	20.445	106.9	15.828	114.1	1:16.672
4 -	40.041	107.9	20.240	106.9	15.760	113.4	1:16.041	9 -	41.519	106.9	20.754	105.4	15.989	114.1	1:18.262
5 -	44.768	74.6	27.916	97.3	15.920	114.1	1:28.604								
9	Oli WEBB				Fortec Motorsport										
1 -	45.970	106.5	21.427	104.5	16.710	111.1	1:24.107	6 -	40.187	109.7	20.329	106.9	15.690	113.9	1:16.206
2 -	41.172	106.7	20.527	107.7	16.009	112.4	1:17.708	7 -	40.131	109.3	20.514	107.2	In	2:54.658 P	
3 -	40.365	110.0	20.285	107.4	15.807	113.4	1:16.457	8 -	Out	97.1	21.189	106.7	15.910	113.9	1:18.947
4 -	40.127	109.3	20.264	107.2	15.693	113.4	1:16.084	9 -	40.595	109.8	20.432	107.0	15.836	113.0	1:16.863
5 -	40.096	109.5	20.313	107.0	15.712	113.7	1:16.121	10 -	46.009	96.8	22.473	101.5	16.371	113.7	1:24.853
13	Jordan OAKES				Eurotek Motorsport										
1 -	42.125	109.3	21.232	106.7	16.017	113.0	1:19.374	6 -	40.544	109.1	20.870	106.0	In	2:53.625 P	
2 -	40.744	108.2	20.397	106.4	15.710	112.6	1:16.851	7 -	Out	107.7	20.753	103.9	15.900	112.2	1:18.242
3 -	40.284	109.5	20.351	106.7	15.760	112.4	1:16.395	8 -	40.975	107.5	20.763	103.6	16.204	113.7	1:17.942
4 -	40.370	109.3	21.418	104.9	16.691	113.7	1:18.479	9 -	40.646	109.1	20.555	105.7	33.371	104.0	1:34.572
5 -	42.035	82.0	24.455	104.9	16.284	113.6	1:22.774								

Rockingham
Circuit Length = 1.9400 miles
Start: 10:15 End: 10:36

Weather / Track : Bright / Dry

Formula Renault UK with Michelin
QUALIFYING - ROUND 3 - SECTOR ANALYSIS

16	Tom ARMOUR				Manor Competition										
1 -	42.585	107.7	21.302	105.4	16.790	110.9	1:20.677	6 -	41.088	108.1	20.805	106.0	16.113	112.2	1:18.006
2 -	42.151	107.9	21.018	105.2	16.667	111.8	1:19.836	7 -	41.038	107.5	20.676	106.5	16.076	112.4	1:17.790
3 -	41.516	107.9	20.969	105.8	16.283	112.0	1:18.768	8 -	40.913	107.4	20.648	106.2	15.997	111.8	1:17.558
4 -	41.457	107.9	22.457	106.0	16.439	111.5	1:20.353	9 -	40.980	107.5	20.555	106.4	16.026	112.4	1:17.561
5 -	41.388	108.9	20.836	106.5	16.344	112.0	1:18.568	10 -	40.861	107.7	20.727	106.0	16.037	111.8	1:17.625
20	Kieren CLARK				Apotex Scorpio Motorsport										
1 -	41.783	107.4	20.656	107.0	15.847	112.4	1:18.286	6 -	41.204	107.0	20.497	106.7	16.096	112.8	1:17.797
2 -	41.026	108.4	20.453	106.5	15.942	112.4	1:17.421	7 -	58.527	101.8	22.027	103.7	In		2:32.852 P
3 -	40.660	109.1	20.362	107.2	15.960	113.4	1:16.982	8 -	Out	107.5	20.566	105.8	15.953	113.0	1:17.370
4 -	40.595	107.5	20.407	106.7	15.806	112.8	1:16.808	9 -	41.020	107.9	20.565	106.4	15.980	112.8	1:17.565
5 -	40.440	107.2	20.447	106.5	15.898	112.6	1:16.785	10 -	40.951	107.5	20.388	105.8	15.922	113.2	1:17.261
21	Sho HANAWA				Apotex Scorpio Motorsport										
1 -	43.565	106.2	21.535	104.7	16.618	111.8	1:21.718	5 -	40.133	108.9	20.163	106.4	15.735	113.0	1:16.031
2 -	40.883	108.6	20.355	106.2	15.856	113.0	1:17.094	6 -	40.247	108.6	20.309	105.8	15.723	113.0	1:16.279
3 -	40.367	107.9	20.352	106.4	15.803	113.0	1:16.522	7 -	44.983	66.3	28.282	99.1	16.114	112.2	1:29.379
4 -	40.240	109.3	20.199	106.4	15.832	112.8	1:16.271	8 -	40.722	106.9	20.641	106.4	15.981	113.0	1:17.344
22	Alexander SIMS				Manor Competition										
1 -	40.862	110.4	20.065	106.7	15.548	114.1	1:16.475	5 -	40.211	108.9	20.269	106.4	15.742	113.9	1:16.222
2 -	41.310	98.1	22.330	60.0	21.867	112.0	1:25.507	6 -	47.986	72.5	30.023	79.6	17.210	113.2	1:35.219
3 -	39.881	109.3	23.611	84.6	16.643	113.6	1:20.135	7 -	41.164	108.8	20.945	100.8	In		2:40.013 P
4 -	40.137	109.5	20.280	106.2	15.622	114.3	1:16.039	8 -	Out	108.8	20.683	106.7	17.506	114.3	1:20.194
23	Ryuji YAMAMOTO				CR Scuderia Formula Renault										
1 -	54.373	66.1	31.201	58.1	21.747	101.1	1:47.321	6 -	43.221	106.2	20.977	106.7	15.793	113.7	1:19.991
2 -	42.359	101.7	21.129	106.4	15.942	113.0	1:19.430	7 -	40.616	108.2	20.447	106.4	15.644	113.9	1:16.707
3 -	40.389	108.8	22.944	102.8	16.146	113.6	1:19.479	8 -	50.693	84.0	22.827	106.4	15.874	113.6	1:29.394
4 -	40.107	108.9	20.329	106.5	15.768	113.6	1:16.204	9 -	40.760	107.2	20.659	106.9	15.789	113.7	1:17.208
5 -	40.147	108.2	20.178	106.4	15.669	113.6	1:15.994	10 -	40.310	108.8	20.456	106.5	15.778	113.2	1:16.544
24	Henry SURTEES				Manor Competition										
1 -	41.763	109.3	20.660	107.0	16.090	111.1	1:18.513	7 -	40.820	108.6	20.909	105.2	16.331	113.6	1:18.060
2 -	40.872	110.0	20.628	106.5	15.775	113.0	1:17.275	8 -	41.056	108.2	20.813	105.4	16.270	113.2	1:18.139
3 -	40.483	109.1	20.387	106.7	15.609	113.9	1:16.479	9 -	42.882	106.0	21.162	106.0	16.394	113.2	1:20.438
4 -	40.418	108.9	20.449	106.2	15.684	113.9	1:16.551	10 -	40.905	108.6	20.703	105.8	15.911	113.6	1:17.519
5 -	40.425	109.3	20.511	106.5	15.759	114.3	1:16.695	11 -	40.708	108.6	20.844	106.0	15.872	113.7	1:17.424
6 -	40.250	109.5	20.694	106.5	15.872	114.5	1:16.816								
25	Thomas HYLKEMA				Mark Burdett Motorsport										
1 -	45.734	103.2	22.618	105.5	16.346	110.7	1:24.698	6 -	57.371	106.2	20.713	105.7	16.338	112.4	1:34.422
2 -	41.164	106.9	20.662	105.8	16.132	111.3	1:17.958	7 -	41.291	106.7	20.806	105.8	16.078	112.8	1:18.175
3 -	40.688	108.6	20.707	106.5	15.854	111.7	1:17.249	8 -	41.488	107.0	21.398	105.4	16.436	111.8	1:19.322
4 -	40.783	105.7	20.497	106.7	15.938	110.0	1:17.218	9 -	41.602	105.2	24.417	72.7	17.313	112.0	1:23.332
5 -	41.027	106.5	20.841	106.5	16.432	112.4	1:18.300	10 -	41.584	106.0	20.860	106.5	16.005	112.8	1:18.449
35	Kris LOANE				Manor Competition										
1 -	43.580	96.1	21.722	106.0	16.208	112.0	1:21.510	5 -	40.030	109.8	20.303	106.5	15.724	112.6	1:16.057
2 -	40.725	109.7	20.453	106.2	15.734	112.8	1:16.912	6 -	41.877	85.6	23.440	105.0	16.107	113.4	1:21.424
3 -	40.284	110.4	20.173	106.4	15.624	113.2	1:16.081	7 -	40.409	109.5	20.328	106.4	15.798	113.4	1:16.535
4 -	40.100	110.2	20.203	106.0	15.716	113.4	1:16.019	8 -	44.117	92.3	23.425	89.0	16.898	112.6	1:24.440
38	Joshua SCOTT				Apotex Scorpio Motorsport										
1 -	41.728	105.4	20.402	106.7	15.898	111.5	1:18.028	6 -	40.912	106.7	20.623	105.7	In		2:49.032 P
2 -	40.903	108.2	20.474	106.0	15.865	112.6	1:17.242	7 -	Out	107.0	20.620	105.0	15.838	113.2	1:17.563
3 -	40.789	107.5	20.400	106.2	15.879	111.7	1:17.068	8 -	40.746	108.4	20.405	105.7	15.814	113.0	1:16.965
4 -	41.873	106.9	20.365	105.8	15.851	111.8	1:18.089	9 -	40.704	107.9	20.521	106.7	15.757	112.8	1:16.982
5 -	40.537	107.4	20.273	106.2	15.725	112.4	1:16.535	10 -	40.555	108.4	20.443	106.2	15.729	113.0	1:16.727

Rockingham
Circuit Length = 1.9400 miles
Start: 10:15 End: 10:36

Weather / Track : Bright / Dry

Formula Renault UK with Michelin

QUALIFYING - ROUND 3 - SECTOR ANALYSIS

43		Scott JENKINS				CR Scuderia Formula Renault					
1 -	42.182 106.9	20.787 105.5	16.281 113.0	1:19.250	7 -	40.325 108.6	20.461 106.5	15.929 113.6	1:16.715		
2 -	43.130 108.1	22.113 105.7	16.050 112.2	1:21.293	8 -	45.081 104.2	23.472 90.7	17.043 112.0	1:25.596		
3 -	40.717 108.8	20.434 106.9	15.859 112.6	1:17.010	9 -	47.303 100.6	22.399 96.8	In	4:15.158 P		
4 -	40.587 108.9	20.442 106.5	16.354 112.8	1:17.383	10 -	Out 106.0	21.251 105.0	16.544 113.4	1:19.593		
5 -	40.405 109.1	20.394 106.4	15.885 113.2	1:16.684	11 -	40.677 108.1	20.412 106.2	15.905 113.7	1:16.994		
6 -	40.246 108.8	20.387 106.7	15.872 113.2	1:16.505							

Formula Renault UK with Michelin
QUALIFYING - ROUND 3 - SPEED TRAPS

SECTOR 1				SECTOR 2			FINISH LINE			
POS	NO	NAME	MPH	NO	NAME	MPH	NO	NAME	MPH	
1	22	Alexander SIMS	110.4	2	James CALADO	107.7	24	Henry SURTEES	114.5	
2	35	Kris LOANE	110.4	9	Oli WEBB	107.7	1	Adriano BUZAI	114.3	
3	7	Dean STONEMAN	110.2	3	ROSSI	107.5	7	Dean STONEMAN	114.3	
4	1	Adriano BUZAI	110.0	5	Adam CHRISTODOULOU	107.5	22	Alexander SIMS	114.3	
5	5	Adam CHRISTODOULOU	110.0	1	Adriano BUZAI	107.4	3	ROSSI	114.1	
6	9	Oli WEBB	110.0	8	Riki CHRISTODOULOU	107.4	5	Adam CHRISTODOULOU	114.1	
7	24	Henry SURTEES	110.0	7	Dean STONEMAN	107.2	8	Riki CHRISTODOULOU	114.1	
8	2	James CALADO	109.7	20	Kieren CLARK	107.2	2	James CALADO	113.9	
9	13	Jordan OAKES	109.5	24	Henry SURTEES	107.0	9	Oli WEBB	113.9	
10	21	Sho HANAWA	109.3	23	Ryuji YAMAMOTO	106.9	23	Ryuji YAMAMOTO	113.9	
11	20	Kieren CLARK	109.1	43	Scott JENKINS	106.9	13	Jordan OAKES	113.7	
12	43	Scott JENKINS	109.1	13	Jordan OAKES	106.7	43	Scott JENKINS	113.7	
13	3	ROSSI	108.9	22	Alexander SIMS	106.7	20	Kieren CLARK	113.4	
14	6	Sten PENTUS	108.9	25	Thomas HYLKEMA	106.7	35	Kris LOANE	113.4	
15	16	Tom ARMOUR	108.9	38	Joshua SCOTT	106.7	6	Sten PENTUS	113.2	
16	23	Ryuji YAMAMOTO	108.9	16	Tom ARMOUR	106.5	38	Joshua SCOTT	113.2	
17	8	Riki CHRISTODOULOU	108.8	35	Kris LOANE	106.5	21	Sho HANAWA	113.0	
18	25	Thomas HYLKEMA	108.6	21	Sho HANAWA	106.4	25	Thomas HYLKEMA	112.8	
19	38	Joshua SCOTT	108.4	6	Sten PENTUS	106.0	16	Tom ARMOUR	112.4	

Formula Renault UK with Michelin

QUALIFYING - ROUND 3 - BEST SECTOR TIMES

SECTOR 1			SECTOR 2			SECTOR 3			IDEAL / BEST COMPARISON						
POS	NO	NAME	TIME	NO	NAME	TIME	NO	NAME	TIME	POS	NO	NAME	IDEAL	BEST	DIFF
1	5	CHRISTODOULOU	39.855	5	CHRISTODOULOU	20.037	22	SIMS	15.548	1	22	SIMS	1:15.494	1:16.039	0.545
2	22	SIMS	39.881	22	SIMS	20.065	1	BUZAID	15.549	2	5	CHRISTODOULOU	1:15.547	1:15.599	0.052
3	7	STONEMAN	40.018	7	STONEMAN	20.093	2	CALADO	15.608	3	1	BUZAID	1:15.742	1:15.827	0.085
4	35	LOANE	40.030	1	BUZAID	20.102	24	SURTEES	15.609	4	35	LOANE	1:15.827	1:16.019	0.192
5	8	CHRISTODOULOU	40.041	21	HANAWA	20.163	35	LOANE	15.624	5	7	STONEMAN	1:15.918	1:16.115	0.197
6	1	BUZAID	40.091	35	LOANE	20.173	23	YAMAMOTO	15.644	6	23	YAMAMOTO	1:15.929	1:15.994	0.065
7	9	WEBB	40.096	23	YAMAMOTO	20.178	5	CHRISTODOULOU	15.655	7	2	CALADO	1:15.960	1:16.465	0.505
8	23	YAMAMOTO	40.107	2	CALADO	20.211	9	WEBB	15.690	8	21	HANAWA	1:16.019	1:16.031	0.012
9	21	HANAWA	40.133	8	CHRISTODOULOU	20.230	13	OAKES	15.710	9	8	CHRISTODOULOU	1:16.031	1:16.041	0.010
10	2	CALADO	40.141	6	PENTUS	20.253	21	HANAWA	15.723	10	9	WEBB	1:16.050	1:16.084	0.034
11	6	PENTUS	40.207	9	WEBB	20.264	38	SCOTT	15.725	11	24	SURTEES	1:16.246	1:16.479	0.233
12	43	JENKINS	40.246	38	SCOTT	20.273	8	CHRISTODOULOU	15.760	12	6	PENTUS	1:16.252	1:16.290	0.038
13	24	SURTEES	40.250	13	OAKES	20.351	6	PENTUS	15.792	13	13	OAKES	1:16.345	1:16.395	0.050
14	13	OAKES	40.284	20	CLARK	20.362	20	CLARK	15.806	14	43	JENKINS	1:16.492	1:16.505	0.013
15	20	CLARK	40.440	24	SURTEES	20.387	7	STONEMAN	15.807	15	38	SCOTT	1:16.535	1:16.535	0.000
16	38	SCOTT	40.537	43	JENKINS	20.387	25	HYLKEMA	15.854	16	20	CLARK	1:16.608	1:16.785	0.177
17	3	ROSSI	40.662	3	ROSSI	20.438	43	JENKINS	15.859	17	3	ROSSI	1:17.038	1:17.218	0.180
18	25	HYLKEMA	40.688	25	HYLKEMA	20.497	3	ROSSI	15.938	18	25	HYLKEMA	1:17.039	1:17.218	0.179
19	16	ARMOUR	40.861	16	ARMOUR	20.555	16	ARMOUR	15.997	19	16	ARMOUR	1:17.413	1:17.558	0.145
												Perfect Lap	1:15.440		

Weather / Track : Bright / Dry


www.tsl-timing.com

Rockingham
Circuit Length = 1.9400 miles
Start: 10:15 End: 10:36

Printed - 10.37 Saturday, 12 April 2008

Formula Renault UK with Michelin

ROUND 3 - GRID

ROW 10	1:17.218 25 Thomas HYLKEMA	1:17.558 16 Tom ARMOUR
ROW 9	1:16.785 20 Kieren CLARK	1:17.218 3 ROSSI
ROW 8	1:16.505 43 Scott JENKINS	1:16.535 38 Joshua SCOTT
ROW 7	1:16.465 2 James CALADO	1:16.479 24 Henry SURTEES
ROW 6	1:16.290 6 Sten PENTUS	1:16.395 13 Jordan OAKES
ROW 5	1:16.084 9 Oli WEBB	1:16.115 7 Dean STONEMAN
ROW 4	1:16.039 22 Alexander SIMS	1:16.041 8 Riki CHRISTODOULOU
ROW 3	1:16.019 35 Kris LOANE	1:16.031 21 Sho HANAWA
ROW 2	1:15.827 1 Adriano BUZAID	1:15.994 23 Ryuji YAMAMOTO
ROW 1		1:15.599 5 Adam CHRISTODOULOU
Pole		
		

Rockingham
Circuit Length = 1.9400 miles

Clerk of Course :

Timekeeper :

Formula Renault UK with Michelin

QUALIFYING - ROUND 4 - CLASSIFICATION

POS	NO	CL	NAME	NAT	ENTRY	TIME	ON	LAPS	GAP	DIFF	MPH
1	5		Adam CHRISTODOULOU	GBR	CR Scuderia Formula Renault	1:16.257	3	5			91.58
2	23		Ryuji YAMAMOTO	JPN	CR Scuderia Formula Renault	1:16.348	3	7	0.091	0.091	91.47
3	8		Riki CHRISTODOULOU	GBR	Fortec Motorsport	1:16.506	11	11	0.249	0.158	91.28
4	22		Alexander SIMS	GBR	Manor Competition	1:16.574	2	9	0.317	0.068	91.20
5	35		Kris LOANE	GBR	Manor Competition	1:16.662	3	10	0.405	0.088	91.10
6	9	G	Oli WEBB	GBR	Fortec Motorsport	1:16.693	3	11	0.436	0.031	91.06
7	1		Adriano BUZAID	BRA	Fortec Motorsport	1:16.811	4	9	0.554	0.118	90.92
8	7	G	Dean STONEMAN	GBR	Alpine Motorsport	1:16.873	2	10	0.616	0.062	90.85
9	24	G	Henry SURTEES	GBR	Manor Competition	1:16.942	3	6	0.685	0.069	90.76
10	21		Sho HANAWA	JPN	Apotex Scorpio Motorsport	1:16.956	6	9	0.699	0.014	90.75
11	13		Jordan OAKES	GBR	Eurotek Motorsport	1:16.993	8	12	0.736	0.037	90.70
12	43	G	Scott JENKINS	GBR	CR Scuderia Formula Renault	1:17.053	7	8	0.796	0.060	90.63
13	38	G	Joshua SCOTT	AUS	Apotex Scorpio Motorsport	1:17.227	3	9	0.970	0.174	90.43
14	6		Sten PENTUS	EST	CR Scuderia Formula Renault	1:17.242	4	11	0.985	0.015	90.41
15	20		Kieren CLARK	GBR	Apotex Scorpio Motorsport	1:17.281	3	10	1.024	0.039	90.37
16	2	G	James CALADO	GBR	Fortec Motorsport	1:17.284	6	10	1.027	0.003	90.36
17	3	G	ROSSI	GBR	Worswick Engineering	1:17.338	5	11	1.081	0.054	90.30
18	25		Thomas HYLKEMA	NED	Mark Burdett Motorsport	1:17.711	10	13	1.454	0.373	89.87
19	16	G	Tom ARMOUR	GBR	Manor Competition	1:17.737	4	12	1.480	0.026	89.84

Weather / Track : Bright / Dry

These results are provisional until the conclusion of any judicial and technical matters.

Rockingham
Circuit Length = 1.9400 miles
Start: 13:45 End: 14:09

Clerk of Course :

Timekeeper :

Formula Renault UK with Michelin
QUALIFYING - ROUND 4 - SECTOR ANALYSIS

1	Adriano BUZAI				Fortec Motorsport										
1 -	46.126	98.1	20.993	107.4	16.156	111.8	1:23.275	6 -	43.618	107.5	21.195	106.9	16.488	113.0	1:21.301
2 -	41.016	109.7	20.681	107.5	15.930	112.4	1:17.627	7 -	40.553	109.3	20.597	107.2	15.851	112.8	1:17.001
3 -	40.745	109.3	20.598	107.5	15.795	113.0	1:17.138	8 -	40.668	108.8	20.548	107.7	15.980	112.8	1:17.196
4 -	40.607	110.2	20.446	107.2	15.758	112.8	1:16.811	9 -	46.193	93.2	21.326	106.9	16.058	112.6	1:23.577
5 -	40.620	109.7	20.576	107.7	15.879	112.6	1:17.075								
2	James CALADO				Fortec Motorsport										
1 -	45.755	102.5	21.037	106.9	16.080	111.8	1:22.872	6 -	40.796	106.5	20.617	106.9	15.871	112.2	1:17.284
2 -	41.159	108.6	20.745	107.4	15.858	112.6	1:17.762	7 -	40.714	107.7	20.658	107.2	15.934	112.8	1:17.306
3 -	42.651	94.3	21.449	107.2	15.968	112.2	1:20.068	8 -	46.974	102.6	23.421	105.5	In		2:33.265 P
4 -	40.976	108.2	20.665	106.7	15.814	112.0	1:17.455	9 -	Out	106.9	20.958	106.9	16.099	112.4	1:18.153
5 -	40.931	107.5	20.519	107.2	15.848	112.6	1:17.298	10 -	40.898	107.0	20.645	107.5	15.939	112.2	1:17.482
3	ROSSI				Worswick Engineering										
1 -	43.109	89.2	21.792	106.7	16.436	111.7	1:21.337	7 -	41.054	107.0	20.603	107.5	16.063	112.4	1:17.720
2 -	41.103	108.6	20.807	107.2	16.017	112.4	1:17.927	8 -	40.954	107.5	23.702	107.2	16.416	111.8	1:21.072
3 -	40.731	108.4	20.639	107.7	16.127	112.4	1:17.497	9 -	41.469	107.0	21.199	89.5	In		3:41.369 P
4 -	42.403	107.5	20.671	107.2	16.181	112.4	1:19.255	10 -	Out	106.4	21.449	101.4	16.373	112.4	1:20.391
5 -	40.830	108.1	20.505	107.5	16.003	112.2	1:17.338	11 -	41.285	105.8	20.945	107.9	16.272	112.2	1:18.502
6 -	42.176	98.5	21.079	107.2	16.304	112.4	1:19.559								
5	Adam CHRISTODOULOU				CR Scuderia Formula Renault										
1 -	50.830	58.9	21.901	107.7	16.037	113.0	1:28.768	4 -	48.956	94.8	21.049	107.5	15.856	112.8	1:25.861
2 -	40.593	108.2	20.497	108.2	15.766	113.4	1:16.856	5 -	40.284	109.1	20.178	107.7	15.823	113.2	1:16.285
3 -	40.153	110.0	20.373	107.9	15.731	113.4	1:16.257								
6	Sten PENTUS				CR Scuderia Formula Renault										
1 -	43.294	99.4	21.501	103.9	16.707	111.8	1:21.502	7 -	42.274	104.7	21.338	105.7	16.398	111.5	1:20.010
2 -	40.994	107.5	20.645	106.4	15.958	111.3	1:17.597	8 -	40.895	107.7	20.549	106.7	15.970	112.0	1:17.414
3 -	41.048	108.4	20.553	106.0	15.941	110.6	1:17.542	9 -	40.837	108.2	20.595	107.2	15.921	112.4	1:17.353
4 -	40.834	107.9	20.473	105.5	15.935	110.7	1:17.242	10 -	40.785	108.9	20.694	106.7	16.056	112.2	1:17.535
5 -	41.073	108.1	20.494	106.5	15.905	111.1	1:17.472	11 -	40.907	108.2	20.579	107.0	16.118	112.4	1:17.604
6 -	40.925	107.2	20.608	105.8	16.084	110.9	1:17.617								
7	Dean STONEMAN				Alpine Motorsport										
1 -	41.401	108.6	20.519	107.2	15.801	112.8	1:17.721	6 -	42.441	104.9	21.252	106.9	16.537	113.4	1:20.230
2 -	40.715	109.1	20.336	107.5	15.822	113.4	1:16.873	7 -	40.778	109.5	20.412	107.7	15.902	113.0	1:17.092
3 -	40.787	109.7	20.454	107.4	15.986	112.8	1:17.227	8 -	40.715	108.6	20.514	107.7	16.069	113.2	1:17.298
4 -	40.679	109.1	20.430	107.2	16.049	112.8	1:17.158	9 -	40.666	108.8	20.412	107.2	16.104	112.6	1:17.182
5 -	40.787	108.6	20.487	107.2	16.136	112.6	1:17.410	10 -	51.636	95.2	21.545	107.2	16.371	103.9	1:29.552
8	Riki CHRISTODOULOU				Fortec Motorsport										
1 -	44.602	102.1	22.441	103.6	16.216	111.8	1:23.259	7 -	40.685	108.1	20.625	106.5	15.846	113.2	1:17.156
2 -	40.654	108.4	28.133	80.2	16.400	112.2	1:25.187	8 -	40.978	107.0	20.779	106.5	In		2:33.406 P
3 -	41.278	108.6	20.636	105.8	15.944	112.4	1:17.858	9 -	Out	108.2	20.484	107.5	15.884	112.8	1:17.041
4 -	40.404	109.1	20.377	107.4	15.847	112.0	1:16.628	10 -	40.353	108.8	20.391	107.7	15.879	112.4	1:16.623
5 -	40.495	109.5	20.293	107.2	15.747	112.6	1:16.535	11 -	40.352	108.8	20.274	107.7	15.880	112.4	1:16.506
6 -	40.489	108.9	29.822	56.8	18.533	112.2	1:28.844								
9	Oli WEBB				Fortec Motorsport										
1 -	42.499	103.2	23.181	103.1	16.432	112.2	1:22.112	7 -	Out	104.9	20.889	107.2	15.930	112.6	1:18.796
2 -	40.545	109.5	20.460	107.5	15.982	112.0	1:16.987	8 -	40.622	108.6	20.355	107.9	15.822	112.8	1:16.799
3 -	40.587	109.3	20.374	107.5	15.732	112.2	1:16.693	9 -	40.544	108.6	20.736	107.5	15.761	113.2	1:17.041
4 -	47.125	69.6	21.781	107.9	15.761	112.8	1:24.667	10 -	41.544	97.4	20.989	107.9	15.983	112.4	1:18.516
5 -	40.549	109.8	20.470	107.7	15.819	112.4	1:16.838	11 -	40.700	109.5	20.434	107.2	15.832	113.0	1:16.966
6 -	40.678	106.5	21.076	105.0	In		2:45.455 P								
13	Jordan OAKES				Eurotek Motorsport										
1 -	41.425	109.5	22.811	81.6	16.443	111.7	1:20.679	7 -	40.995	108.9	20.825	106.5	15.997	112.6	1:17.817
2 -	40.637	110.0	20.444	106.9	15.999	111.5	1:17.080	8 -	40.621	108.2	20.454	106.7	15.918	112.2	1:16.993
3 -	40.893	109.3	20.542	106.4	15.903	111.5	1:17.338	9 -	40.796	109.1	20.432	107.0	15.893	112.0	1:17.121
4 -	43.410	92.2	25.502	84.8	17.711	111.8	1:26.623	10 -	41.393	107.4	20.745	106.4	16.401	112.6	1:18.539

Rockingham
Circuit Length = 1.9400 miles
Start: 13:45 End: 14:09

Weather / Track : Bright / Dry

Formula Renault UK with Michelin

QUALIFYING - ROUND 4 - SECTOR ANALYSIS

5 -	41.178	103.7	22.174	102.8	In	11.0	40.789	108.6	20.666	107.4	16.060	112.4	1:17.515		
6 -	Out	93.3	25.099	102.0	16.228	111.3	1:24.077	12 -	40.920	108.4	20.419	106.7	15.953	111.3	1:17.292
16	Tom ARMOUR Manor Competition														
1 -	42.686	106.4	21.054	105.4	16.356	110.4	1:20.096	7 -	41.023	106.4	20.745	106.7	16.218	111.1	1:17.986
2 -	41.298	107.9	21.127	106.0	16.237	110.9	1:18.662	8 -	40.936	108.1	20.707	107.4	16.443	111.8	1:18.086
3 -	41.142	108.8	20.697	106.9	15.931	111.5	1:17.770	9 -	41.132	106.9	20.688	107.5	16.099	111.7	1:17.919
4 -	40.964	108.2	20.713	106.5	16.060	111.1	1:17.737	10 -	41.022	108.4	20.757	107.2	16.070	112.4	1:17.849
5 -	42.046	108.1	20.661	107.0	16.178	111.7	1:18.885	11 -	41.149	108.4	20.639	106.5	16.272	108.8	1:18.060
6 -	41.129	107.5	20.664	106.9	16.309	111.7	1:18.102	12 -	41.334	107.0	20.703	107.0	16.201	111.7	1:18.238
20	Kieren CLARK Apotex Scorpio Motorsport														
1 -	41.570	105.5	23.908	100.8	16.140	110.7	1:21.618	6 -	41.018	106.4	20.498	107.0	16.192	111.1	1:17.708
2 -	41.355	107.5	20.725	106.9	15.933	110.9	1:18.013	7 -	41.024	107.2	20.604	106.9	16.170	110.9	1:17.798
3 -	40.888	107.7	20.460	106.7	15.933	111.5	1:17.281	8 -	40.983	105.7	20.778	106.4	In		2:09.831 P
4 -	41.095	107.4	20.403	106.2	15.995	111.1	1:17.493	9 -	Out	107.0	21.084	106.0	16.359	111.1	1:18.294
5 -	40.958	107.9	20.636	106.7	16.097	111.3	1:17.691	10 -	41.169	106.9	20.516	107.0	16.759	111.5	1:18.444
21	Sho HANAWA Apotex Scorpio Motorsport														
1 -	49.864	102.5	23.947	83.4	17.224	109.7	1:31.035	6 -	40.513	108.6	20.541	106.9	15.902	112.2	1:16.956
2 -	42.000	108.2	21.046	106.5	16.063	111.1	1:19.109	7 -	40.724	107.9	20.491	106.7	15.818	112.0	1:17.033
3 -	40.861	108.8	20.537	107.0	15.786	112.0	1:17.184	8 -	40.588	108.2	20.565	107.0	15.947	112.2	1:17.100
4 -	40.596	108.8	20.475	106.4	15.984	112.4	1:17.055	9 -	40.624	108.2	20.536	106.9	15.977	112.8	1:17.137
5 -	41.737	107.5	20.998	106.0	15.957	111.8	1:18.692								
22	Alexander SIMS Manor Competition														
1 -	41.387	105.2	20.490	106.9	16.902	113.2	1:18.779	6 -	48.150	103.1	24.566	79.2	17.675	112.6	1:30.391
2 -	40.445	109.3	20.280	107.7	15.849	113.2	1:16.574	7 -	40.693	109.5	20.461	107.4	15.871	113.2	1:17.025
3 -	40.434	110.0	20.411	107.2	15.730	112.8	1:16.575	8 -	40.491	109.1	20.480	107.2	15.911	113.6	1:16.882
4 -	40.431	108.8	20.258	106.9	15.894	112.8	1:16.583	9 -	40.474	109.7	20.411	107.4	15.947	112.6	1:16.832
5 -	40.470	109.3	20.365	107.2	15.881	113.4	1:16.716								
23	Ryuji YAMAMOTO CR Scuderia Formula Renault														
1 -	46.952	98.1	23.140	68.5	18.355	109.3	1:28.447	5 -	40.950	103.1	20.758	107.0	15.810	112.8	1:17.518
2 -	41.021	107.4	20.583	107.0	15.690	112.4	1:17.294	6 -	40.305	107.9	20.462	106.9	15.803	112.6	1:16.570
3 -	40.462	108.9	20.372	107.0	15.514	112.6	1:16.348	7 -	40.485	108.4	20.552	107.2	15.823	113.4	1:16.860
4 -	40.432	108.6	21.127	106.4	15.848	112.2	1:17.407								
24	Henry SURTEES Manor Competition														
1 -	51.432	92.1	21.381	107.0	16.081	112.6	1:28.894	4 -	40.780	108.8	20.428	106.4	15.923	112.8	1:17.131
2 -	41.030	107.0	20.417	107.5	15.711	113.6	1:17.158	5 -	40.617	108.2	20.565	106.9	15.872	112.8	1:17.054
3 -	40.523	110.2	20.612	106.7	15.807	113.0	1:16.942	6 -	40.755	109.5	20.664	107.0	15.846	113.0	1:17.265
25	Thomas HYLKEMA Mark Burdett Motorsport														
1 -			In		In		2:43.989 P	8 -	41.301	106.5	20.913	107.0	In		4:09.003 P
2 -	Out	101.2	22.820	85.3	17.836	110.2	1:26.058	9 -	Out	105.8	20.974	107.2	16.491	112.2	1:19.244
3 -	41.601	106.4	21.099	105.2	16.648	111.8	1:19.348	10 -	41.009	107.0	20.626	107.0	16.076	112.2	1:17.711
4 -	41.083	106.5	20.809	107.0	16.206	111.5	1:18.098	11 -	42.483	100.6	21.177	106.2	16.333	112.0	1:19.993
5 -	41.328	105.7	20.803	107.2	16.127	111.7	1:18.258	12 -	41.072	108.8	20.825	107.4	16.123	112.0	1:18.020
6 -	54.974	82.2	22.827	106.9	16.409	111.5	1:34.210	13 -	1:19.757	64.0	23.611	101.7	16.829	109.5	2:00.197
7 -	40.866	108.2	21.113	107.0	16.168	111.3	1:18.147								
35	Kris LOANE Manor Competition														
1 -	41.533	108.6	20.699	106.2	16.077	111.1	1:18.309	6 -	40.586	109.3	20.356	106.7	15.845	111.8	1:16.787
2 -	40.800	108.8	20.349	106.4	15.790	112.2	1:16.939	7 -	40.619	108.9	20.428	106.9	15.902	112.0	1:16.949
3 -	40.503	109.5	20.375	107.0	15.784	112.0	1:16.662	8 -	40.584	108.8	20.438	106.5	15.855	112.4	1:16.877
4 -	40.590	109.5	20.397	106.7	15.774	111.8	1:16.761	9 -	46.343	81.2	23.999	104.0	16.500	111.5	1:26.842
5 -	42.881	102.8	22.619	103.6	16.161	111.5	1:21.661	10 -	40.959	107.4	20.423	107.0	15.891	112.2	1:17.273
38	Joshua SCOTT Apotex Scorpio Motorsport														
1 -	42.825	105.8	21.182	106.4	16.124	110.4	1:20.131	6 -	Out	107.9	20.618	106.2	15.923	111.3	1:17.473
2 -	41.367	107.7	20.572	106.7	15.852	110.9	1:17.791	7 -	40.969	108.9	20.426	107.4	15.924	112.0	1:17.319
3 -	41.066	107.4	20.334	106.9	15.827	110.4	1:17.227	8 -	40.842	108.2	20.500	106.2	15.932	112.0	1:17.274
4 -	40.802	108.2	20.403	105.8	16.026	110.9	1:17.231	9 -	40.755	108.2	20.641	106.5	16.010	111.5	1:17.406

Rockingham
Circuit Length = 1.9400 miles
Start: 13:45 End: 14:09

Weather / Track : Bright / Dry

Formula Renault UK with Michelin
QUALIFYING - ROUND 4 - SECTOR ANALYSIS

5 -	40.824	107.0	21.061	106.4	In	3:13.522 P									
43	Scott JENKINS					CR Scuderia Formula Renault									
1 -	43.995	106.5	21.217	106.4	16.149	111.7	1:21.361	5 -	40.773	108.1	20.553	106.2	15.917	112.6	1:17.243
2 -	40.985	106.0	21.919	85.1	In		3:30.539 P	6 -	40.855	108.2	20.399	106.9	15.909	112.8	1:17.163
3 -	Out	106.5	21.194	105.4	16.490	112.0	1:20.320	7 -	40.676	108.9	20.425	106.9	15.952	113.0	1:17.053
4 -	40.994	107.2	20.543	106.2	15.926	112.2	1:17.463	8 -	40.642	108.2	20.826	106.2	15.893	113.0	1:17.361

Formula Renault UK with Michelin
QUALIFYING - ROUND 4 - SPEED TRAPS

SECTOR 1				SECTOR 2			FINISH LINE			
POS	NO	NAME	MPH	NO	NAME	MPH	NO	NAME	MPH	
1	1	Adriano BUZAID	110.2	5	Adam CHRISTODOULOU	108.2	22	Alexander SIMS	113.6	
2	24	Henry SURTEES	110.2	3	ROSSI	107.9	24	Henry SURTEES	113.6	
3	5	Adam CHRISTODOULOU	110.0	9	Oli WEBB	107.9	5	Adam CHRISTODOULOU	113.4	
4	13	Jordan OAKES	110.0	1	Adriano BUZAID	107.7	7	Dean STONEMAN	113.4	
5	22	Alexander SIMS	110.0	7	Dean STONEMAN	107.7	23	Ryuji YAMAMOTO	113.4	
6	9	Oli WEBB	109.8	8	Riki CHRISTODOULOU	107.7	8	Riki CHRISTODOULOU	113.2	
7	7	Dean STONEMAN	109.7	22	Alexander SIMS	107.7	9	Oli WEBB	113.2	
8	8	Riki CHRISTODOULOU	109.5	2	James CALADO	107.5	1	Adriano BUZAID	113.0	
9	35	Kris LOANE	109.5	16	Tom ARMOUR	107.5	43	Scott JENKINS	113.0	
10	6	Sten PENTUS	108.9	24	Henry SURTEES	107.5	2	James CALADO	112.8	
11	23	Ryuji YAMAMOTO	108.9	13	Jordan OAKES	107.4	21	Sho HANAWA	112.8	
12	38	Joshua SCOTT	108.9	25	Thomas HYLKEMA	107.4	13	Jordan OAKES	112.6	
13	43	Scott JENKINS	108.9	38	Joshua SCOTT	107.4	3	ROSSI	112.4	
14	16	Tom ARMOUR	108.8	6	Sten PENTUS	107.2	6	Sten PENTUS	112.4	
15	21	Sho HANAWA	108.8	23	Ryuji YAMAMOTO	107.2	16	Tom ARMOUR	112.4	
16	25	Thomas HYLKEMA	108.8	20	Kieren CLARK	107.0	35	Kris LOANE	112.4	
17	2	James CALADO	108.6	21	Sho HANAWA	107.0	25	Thomas HYLKEMA	112.2	
18	3	ROSSI	108.6	35	Kris LOANE	107.0	38	Joshua SCOTT	112.0	
19	20	Kieren CLARK	107.9	43	Scott JENKINS	106.9	20	Kieren CLARK	111.5	

Weather / Track : Bright / Dry

www.tsl-timing.com


Rockingham
 Circuit Length = 1.9400 miles
 Start: 13:45 End: 14:09

Printed - 14.10 Saturday, 12 April 2008

Formula Renault UK with Michelin
QUALIFYING - ROUND 4 - BEST SECTOR TIMES

SECTOR 1			SECTOR 2			SECTOR 3			IDEAL / BEST COMPARISON						
POS	NO	NAME	TIME	NO	NAME	TIME	NO	NAME	TIME	POS	NO	NAME	IDEAL	BEST	DIFF
1	5	CHRISTODOULOU	40.153	5	CHRISTODOULOU	20.178	23	YAMAMOTO	15.514	1	5	CHRISTODOULOU	1:16.062	1:16.257	0.195
2	23	YAMAMOTO	40.305	22	SIMS	20.258	24	SURTEES	15.711	2	23	YAMAMOTO	1:16.191	1:16.348	0.157
3	8	CHRISTODOULOU	40.352	8	CHRISTODOULOU	20.274	22	SIMS	15.730	3	8	CHRISTODOULOU	1:16.373	1:16.506	0.133
4	22	SIMS	40.431	38	SCOTT	20.334	5	CHRISTODOULOU	15.731	4	22	SIMS	1:16.419	1:16.574	0.155
5	35	LOANE	40.503	7	STONEMAN	20.336	9	WEBB	15.732	5	35	LOANE	1:16.626	1:16.662	0.036
6	21	HANAWA	40.513	35	LOANE	20.349	8	CHRISTODOULOU	15.747	6	9	WEBB	1:16.631	1:16.693	0.062
7	24	SURTEES	40.523	9	WEBB	20.355	1	BUZOID	15.758	7	24	SURTEES	1:16.651	1:16.942	0.291
8	9	WEBB	40.544	23	YAMAMOTO	20.372	35	LOANE	15.774	8	1	BUZOID	1:16.757	1:16.811	0.054
9	1	BUZOID	40.553	43	JENKINS	20.399	21	HANAWA	15.786	9	21	HANAWA	1:16.774	1:16.956	0.182
10	13	OAKES	40.621	20	CLARK	20.403	7	STONEMAN	15.801	10	7	STONEMAN	1:16.803	1:16.873	0.070
11	43	JENKINS	40.642	24	SURTEES	20.417	2	CALADO	15.814	11	38	SCOTT	1:16.916	1:17.227	0.311
12	7	STONEMAN	40.666	13	OAKES	20.419	38	SCOTT	15.827	12	13	OAKES	1:16.933	1:16.993	0.060
13	2	CALADO	40.714	1	BUZOID	20.446	13	OAKES	15.893	13	43	JENKINS	1:16.934	1:17.053	0.119
14	3	ROSSI	40.731	6	PENTUS	20.473	43	JENKINS	15.893	14	2	CALADO	1:17.047	1:17.284	0.237
15	38	SCOTT	40.755	21	HANAWA	20.475	6	PENTUS	15.905	15	6	PENTUS	1:17.163	1:17.242	0.079
16	6	PENTUS	40.785	3	ROSSI	20.505	16	ARMOUR	15.931	16	20	CLARK	1:17.224	1:17.281	0.057
17	25	HYLKEMA	40.866	2	CALADO	20.519	20	CLARK	15.933	17	3	ROSSI	1:17.239	1:17.338	0.099
18	20	CLARK	40.888	25	HYLKEMA	20.626	3	ROSSI	16.003	18	16	ARMOUR	1:17.506	1:17.737	0.231
19	16	ARMOUR	40.936	16	ARMOUR	20.639	25	HYLKEMA	16.076	19	25	HYLKEMA	1:17.568	1:17.711	0.143
												Perfect Lap	1:15.845		

Formula Renault UK with Michelin
ROUND 4 - GRID

ROW 10	1:17.711 25 Thomas HYLKEMA	1:17.737 16 Tom ARMOUR
ROW 9	1:17.284 2 James CALADO	1:17.338 3 ROSSI
ROW 8	1:17.242 6 Sten PENTUS	1:17.281 20 Kieren CLARK
ROW 7	1:17.053 43 Scott JENKINS	1:17.227 38 Joshua SCOTT
ROW 6	1:16.956 21 Sho HANAWA	1:16.993 13 Jordan OAKES
ROW 5	1:16.873 7 Dean STONEMAN	1:16.942 24 Henry SURTEES
ROW 4	1:16.693 9 Oli WEBB	1:16.811 1 Adriano BUZAID
ROW 3	1:16.574 22 Alexander SIMS	1:16.662 35 Kris LOANE
ROW 2	1:16.348 23 Ryuji YAMAMOTO	1:16.506 8 Riki CHRISTODOULOU
ROW 1		1:16.257 5 Adam CHRISTODOULOU
Pole		
		

Rockingham
 Circuit Length = 1.9400 miles

Clerk of Course :

Timekeeper :

Formula Renault UK with Michelin

ROUND 3 - CLASSIFICATION

POS	NO	CL	NAME	NAT	ENTRY	LAPS	TIME	GAP	DIFF	MPH	BEST	ON
1	5		Adam CHRISTODOULOU	GBR	CR Scuderia Formula Renault	16	20:41.621			89.99	1:16.464	4
2	23		Ryuji YAMAMOTO	JPN	CR Scuderia Formula Renault	16	20:43.335	1.714	1.714	89.87	1:16.876	7
3	22		Alexander SIMS	GBR	Manor Competition	16	20:45.526	3.905	2.191	89.71	1:16.891	6
4	1		Adriano BUZAID	BRA	Fortec Motorsport	16	20:46.152	4.531	0.626	89.67	1:17.009	6
5	7	G	Dean STONEMAN	GBR	Alpine Motorsport	16	20:47.529	5.908	1.377	89.57	1:17.098	4
6	35		Kris LOANE	GBR	Manor Competition	16	20:48.861	7.240	1.332	89.47	1:16.778	6
7	8		Riki CHRISTODOULOU	GBR	Fortec Motorsport	16	20:49.510	7.889	0.649	89.42	1:16.925	6
8	9	G	Oli WEBB	GBR	Fortec Motorsport	16	20:50.709	9.088	1.199	89.34	1:17.058	6
9	21		Sho HANAWA	JPN	Apotex Scorpio Motorsport	16	20:53.815	12.194	3.106	89.12	1:17.255	5
10	24	G	Henry SURTEES	GBR	Manor Competition	16	20:55.017	13.396	1.202	89.03	1:17.257	6
11	43	G	Scott JENKINS	GBR	CR Scuderia Formula Renault	16	20:55.629	14.008	0.612	88.99	1:17.045	5
12	6		Sten PENTUS	EST	CR Scuderia Formula Renault	16	20:56.238	14.617	0.609	88.95	1:17.363	6
13	2	G	James CALADO	GBR	Fortec Motorsport	16	20:59.871	18.250	3.633	88.69	1:17.582	9
14	3	G	ROSSI	GBR	Worswick Engineering	16	21:06.120	24.499	6.249	88.25	1:17.799	10
15	20		Kieren CLARK	GBR	Apotex Scorpio Motorsport	16	21:10.069	28.448	3.949	87.98	1:17.725	14
16	16	G	Tom ARMOUR	GBR	Manor Competition	16	21:13.891	32.270	3.822	87.71	1:17.964	8
17	25		Thomas HYLKEMA	NED	Mark Burdett Motorsport	16	21:16.800	35.179	2.909	87.51	1:18.263	5
NOT CLASSIFIED												
DNF	13		Jordan OAKES	GBR	Eurotek Motorsport	15	19:56.522	1 lap	1 lap	87.55	1:18.295	6
DNF	38	G	Joshua SCOTT	AUS	Apotex Scorpio Motorsport	8	10:43.108	8 laps	7 laps	86.87	1:18.059	6
FASTEST LAP												
	5		Adam CHRISTODOULOU	GBR	CR Scuderia Formula Renault	4	1:16.464			91.33 mph	146.99 kph	
	43	G	Scott JENKINS	GBR	CR Scuderia Formula Renault	5	1:17.045			90.64 mph	145.88 kph	

Weather / Track : Cloudy / Dry

These results are provisional until the conclusion of any judicial and technical matters.

Rockingham
Circuit Length = 1.9400 miles
Start: 17:19 End: 17:41

Clerk of Course :	Timekeeper :
-------------------	--------------

Formula Renault UK with Michelin

ROUND 3 - SECTOR ANALYSIS

1		Adriano BUZAID				Fortec Motorsport									
1 -	45.938	107.5	21.025	105.4	16.265	112.4	1:23.228	9 -	40.702	108.6	20.673	107.2	15.899	113.2	1:17.274
2 -	41.156	108.8	20.737	106.0	16.072	113.0	1:17.965	10 -	40.651	108.9	20.598	107.2	16.085	112.2	1:17.334
3 -	40.816	108.1	20.749	106.9	15.907	113.4	1:17.472	11 -	40.783	108.9	20.608	107.2	15.998	112.8	1:17.389
4 -	40.814	108.8	20.587	106.5	15.943	113.6	1:17.344	12 -	40.856	108.9	20.703	106.9	16.026	113.0	1:17.585
5 -	40.619	108.6	20.635	106.9	15.920	113.4	1:17.174	13 -	40.765	108.9	20.634	107.0	15.890	113.0	1:17.289
6 -	40.635	109.1	20.489	106.9	15.885	113.0	1:17.009	14 -	40.687	108.6	20.644	107.4	15.914	113.2	1:17.245
7 -	40.644	108.6	20.558	107.0	15.927	112.6	1:17.129	15 -	40.660	109.1	20.637	107.4	15.971	113.4	1:17.268
8 -	40.627	109.1	20.622	107.2	15.985	112.4	1:17.234	16 -	40.936	108.4	20.564	107.5	15.953	113.4	1:17.453
2		James CALADO				Fortec Motorsport									
1 -	45.898	106.5	21.450	104.4	16.498	113.0	1:23.846	9 -	40.945	107.4	20.730	107.4	15.907	112.8	1:17.582
2 -	42.247	107.4	21.104	105.2	16.128	113.0	1:19.479	10 -	40.905	107.9	20.787	106.4	16.090	112.4	1:17.782
3 -	41.884	106.7	20.996	105.5	15.956	112.6	1:18.836	11 -	41.105	107.0	20.818	106.9	15.973	112.6	1:17.896
4 -	41.151	106.7	20.835	106.4	15.907	113.0	1:17.893	12 -	41.039	107.2	20.756	107.0	16.025	112.8	1:17.820
5 -	40.991	107.7	20.796	106.5	15.919	113.2	1:17.706	13 -	41.211	107.2	20.755	107.0	15.971	112.6	1:17.937
6 -	40.900	107.0	20.659	106.2	16.073	112.6	1:17.632	14 -	41.367	107.0	20.798	106.9	15.971	112.8	1:18.136
7 -	41.147	106.7	20.804	106.7	16.000	112.6	1:17.951	15 -	40.983	107.5	20.825	107.0	16.036	112.2	1:17.844
8 -	41.034	107.0	20.681	107.2	15.919	113.0	1:17.634	16 -	41.148	106.5	20.862	106.9	16.326	112.0	1:18.336
3		ROSSI				Worswick Engineering									
1 -	45.233	102.9	21.998	106.4	16.527	112.6	1:23.758	9 -	41.278	106.9	20.794	106.9	16.266	112.6	1:18.338
2 -	41.999	105.5	21.182	106.5	16.297	112.8	1:19.478	10 -	41.012	106.9	20.670	106.9	16.117	112.6	1:17.799
3 -	41.426	106.5	20.930	106.9	16.243	113.0	1:18.599	11 -	41.817	107.2	21.010	106.4	16.330	112.4	1:19.157
4 -	41.216	106.4	20.771	107.0	16.142	113.0	1:18.129	12 -	41.398	106.5	20.700	107.2	16.278	111.7	1:18.376
5 -	40.951	107.0	21.003	106.5	16.088	110.4	1:18.042	13 -	41.486	105.8	20.742	107.4	16.322	111.8	1:18.550
6 -	41.043	107.9	20.697	107.0	16.071	113.0	1:17.811	14 -	41.349	107.4	20.780	106.7	16.261	111.5	1:18.390
7 -	41.219	106.9	20.915	107.0	16.117	112.8	1:18.251	15 -	41.499	107.7	20.863	107.2	16.220	112.0	1:18.582
8 -	41.204	107.2	20.673	106.9	16.291	112.2	1:18.168	16 -	41.352	107.4	20.749	106.9	16.030	112.8	1:18.131
5		Adam CHRISTODOULOU				CR Scuderia Formula Renault									
1 -	44.576	107.2	20.769	105.4	16.008	113.2	1:21.353	9 -	40.668	108.8	20.529	107.0	15.937	113.0	1:17.134
2 -	40.766	109.3	20.571	106.2	15.911	114.1	1:17.248	10 -	40.623	108.8	20.758	106.4	15.960	112.6	1:17.341
3 -	40.412	108.8	20.455	106.7	15.848	113.6	1:16.715	11 -	40.691	108.1	20.577	106.5	16.129	112.8	1:17.397
4 -	40.326	109.1	20.387	106.7	15.751	113.7	1:16.464	12 -	40.659	108.8	20.628	106.7	16.048	112.4	1:17.335
5 -	40.320	109.1	20.526	106.2	15.820	113.4	1:16.666	13 -	40.678	108.6	20.564	106.4	16.000	112.6	1:17.242
6 -	40.719	108.8	20.580	106.4	15.949	113.0	1:17.248	14 -	40.691	108.1	20.472	106.9	15.970	112.8	1:17.133
7 -	40.386	108.4	20.573	106.2	15.995	112.6	1:16.954	15 -	40.744	107.9	20.530	106.7	16.136	112.6	1:17.410
8 -	41.222	108.4	20.490	106.7	15.955	112.2	1:17.667	16 -	41.121	108.8	20.702	106.7	16.107	112.4	1:17.930
6		Sten PENTUS				CR Scuderia Formula Renault									
1 -	45.821	106.2	21.369	105.5	16.871	111.1	1:24.061	9 -	40.765	108.2	20.713	106.2	15.980	112.8	1:17.458
2 -	42.061	108.1	21.075	105.5	16.214	112.8	1:19.350	10 -	40.843	108.8	20.867	105.7	16.006	112.0	1:17.716
3 -	41.327	108.4	20.649	105.4	15.953	112.6	1:17.929	11 -	40.775	108.2	20.731	106.0	16.081	111.8	1:17.587
4 -	40.901	108.4	20.958	105.8	16.520	113.0	1:18.379	12 -	40.917	108.9	20.757	106.2	15.968	112.4	1:17.642
5 -	41.018	108.2	20.761	105.5	15.964	112.6	1:17.743	13 -	40.939	108.4	20.891	105.7	16.179	112.0	1:18.009
6 -	40.718	108.2	20.720	105.4	15.925	112.4	1:17.363	14 -	40.967	107.4	20.743	105.7	15.981	112.4	1:17.691
7 -	40.919	108.2	20.777	105.5	16.003	111.8	1:17.699	15 -	40.902	108.1	20.764	106.2	16.004	112.2	1:17.670
8 -	40.897	107.9	20.562	105.8	15.959	112.2	1:17.418	16 -	40.903	107.7	20.621	106.2	16.002	112.6	1:17.526
7		Dean STONEMAN				Alpine Motorsport									
1 -	44.522	106.0	21.183	105.4	16.665	113.0	1:22.370	9 -	40.695	108.2	20.628	106.9	15.933	112.8	1:17.256
2 -	41.219	108.2	20.763	106.0	15.997	113.2	1:17.979	10 -	40.663	108.8	20.729	106.5	15.963	112.6	1:17.355
3 -	40.765	107.5	20.473	106.0	15.958	112.6	1:17.196	11 -	40.783	107.7	20.663	106.5	16.062	112.2	1:17.508
4 -	40.670	107.9	20.617	106.2	15.811	113.4	1:17.098	12 -	40.868	108.4	20.583	106.7	16.028	112.8	1:17.479
5 -	40.677	108.2	20.547	106.2	15.922	113.6	1:17.146	13 -	40.710	108.6	20.554	107.0	15.957	112.2	1:17.221
6 -	40.657	107.7	20.649	106.5	15.964	112.8	1:17.270	14 -	40.718	107.7	20.488	107.0	16.043	112.2	1:17.249
7 -	40.760	108.1	20.661	106.7	15.979	112.0	1:17.400	15 -	40.794	108.6	20.656	106.5	15.946	112.8	1:17.396
8 -	40.915	107.9	20.552	107.0	16.002	112.8	1:17.469	16 -	40.788	107.9	20.544	107.2	15.945	113.0	1:17.277
8		Riki CHRISTODOULOU				Fortec Motorsport									
1 -	45.703	106.0	21.260	105.7	16.506	113.4	1:23.469	9 -	40.675	108.6	20.639	107.4	15.963	113.6	1:17.277
2 -	41.855	107.4	20.798	106.2	16.025	113.6	1:18.678	10 -	40.820	107.5	20.652	107.2	15.882	113.4	1:17.354

Rockingham
Circuit Length = 1.9400 miles
Start: 17:19 End: 17:41

Weather / Track : Cloudy / Dry

Formula Renault UK with Michelin

ROUND 3 - SECTOR ANALYSIS

3 -	40.921	108.4	20.724	106.4	15.933	112.8	1:17.578	11 -	40.817	106.9	20.715	107.2	15.993	113.2	1:17.525
4 -	40.739	108.6	20.676	106.7	15.894	113.7	1:17.309	12 -	40.863	108.4	20.742	107.5	15.951	113.4	1:17.556
5 -	40.625	108.1	20.581	106.5	15.942	113.7	1:17.148	13 -	40.960	107.7	20.644	107.4	15.904	113.2	1:17.508
6 -	40.555	108.6	20.462	106.9	15.908	113.2	1:16.925	14 -	40.821	107.7	20.550	107.2	15.884	113.0	1:17.255
7 -	40.735	108.2	20.567	106.9	15.966	113.0	1:17.268	15 -	40.768	108.4	20.734	107.4	16.024	113.2	1:17.526
8 -	40.664	108.8	20.789	107.4	15.943	113.0	1:17.396	16 -	40.869	107.9	20.671	107.7	16.058	112.8	1:17.598
9	Oli WEBB							Fortec Motorsport							
1 -	45.572	107.5	21.426	105.4	16.501	113.0	1:23.499	9 -	40.761	108.4	20.554	107.4	15.881	113.4	1:17.196
2 -	41.856	108.8	20.728	106.9	16.250	113.7	1:18.834	10 -	40.671	109.5	20.586	107.4	16.120	113.0	1:17.377
3 -	40.939	108.8	20.649	106.9	16.065	113.4	1:17.653	11 -	40.751	108.8	20.581	107.4	16.080	113.0	1:17.412
4 -	40.797	108.9	20.684	107.0	15.913	113.6	1:17.394	12 -	40.886	109.3	20.630	107.5	15.973	113.0	1:17.489
5 -	40.789	108.6	20.572	107.2	15.992	113.6	1:17.353	13 -	40.926	109.5	20.602	107.5	15.872	113.9	1:17.400
6 -	40.580	108.8	20.488	106.9	15.990	114.3	1:17.058	14 -	40.801	108.6	20.551	108.1	15.902	113.4	1:17.254
7 -	40.679	108.6	20.658	106.4	15.892	113.0	1:17.229	15 -	40.893	108.8	20.772	107.0	16.153	112.6	1:17.818
8 -	40.773	109.1	20.532	107.2	15.861	113.2	1:17.166	16 -	41.110	107.9	20.663	106.9	15.976	112.6	1:17.749
13	Jordan OAKES							Eurotek Motorsport							
1 -	46.590	105.2	21.804	104.4	16.607	112.0	1:25.001	9 -	41.682	107.7	21.082	105.5	17.650	110.7	1:20.414
2 -	43.535	104.7	21.084	104.5	16.121	112.4	1:20.740	10 -	42.237	107.0	20.910	105.5	16.049	111.7	1:19.196
3 -	41.680	107.4	20.882	104.4	16.186	112.0	1:18.748	11 -	41.171	107.5	20.791	105.5	16.487	111.7	1:18.449
4 -	41.348	107.9	21.005	104.5	16.066	112.2	1:18.419	12 -	41.514	107.5	21.145	105.7	16.328	112.0	1:18.987
5 -	41.359	106.9	20.923	105.0	16.022	111.7	1:18.304	13 -	41.108	107.5	20.990	105.4	16.237	111.1	1:18.335
6 -	41.244	107.5	20.938	105.4	16.113	111.8	1:18.295	14 -	42.544	99.3	21.072	105.8	16.314	111.5	1:19.930
7 -	41.660	107.7	20.925	105.0	16.020	111.5	1:18.605	15 -	41.411	106.9	20.821	105.7	16.223	111.1	1:18.455
8 -	41.436	106.0	21.378	105.4	16.179	111.7	1:18.993								
16	Tom ARMOUR							Manor Competition							
1 -	43.753	106.4	21.538	105.7	16.892	112.2	1:22.183	9 -	41.331	106.2	20.971	107.2	16.841	111.7	1:19.143
2 -	42.919	104.5	21.975	105.2	16.438	112.4	1:21.332	10 -	42.493	107.7	20.859	106.4	16.027	112.0	1:19.379
3 -	41.661	107.5	21.374	105.0	16.317	111.8	1:19.352	11 -	41.145	107.9	20.827	106.9	16.309	111.8	1:18.281
4 -	41.331	108.1	20.997	105.7	16.101	112.6	1:18.429	12 -	41.520	107.7	20.814	105.7	16.619	112.2	1:18.953
5 -	41.371	105.7	20.873	106.0	15.997	112.2	1:18.241	13 -	41.216	108.2	20.937	106.9	16.127	111.8	1:18.280
6 -	41.074	107.7	20.862	106.2	16.496	112.2	1:18.432	14 -	41.823	104.9	20.884	106.2	16.145	111.3	1:18.852
7 -	41.233	108.2	21.147	105.7	16.057	111.5	1:18.437	15 -	41.196	105.7	20.916	106.5	16.085	111.5	1:18.197
8 -	41.213	107.5	20.661	106.7	16.090	111.7	1:17.964	16 -	41.251	106.5	20.913	106.2	16.276	111.1	1:18.440
20	Kieren CLARK							Apotex Scorpio Motorsport							
1 -	46.308	105.7	21.707	105.2	16.917	112.0	1:24.932	9 -	42.027	107.0	20.883	106.4	16.978	110.9	1:19.888
2 -	43.083	103.6	21.266	105.5	16.193	112.6	1:20.542	10 -	41.195	107.9	20.815	106.0	16.135	111.7	1:18.145
3 -	41.355	108.2	20.995	105.7	16.198	113.0	1:18.548	11 -	41.093	106.4	20.859	105.7	16.265	111.5	1:18.217
4 -	41.288	108.4	20.986	106.2	16.063	113.2	1:18.337	12 -	41.275	106.7	20.797	105.8	16.348	111.5	1:18.420
5 -	42.095	107.9	20.868	106.4	16.033	112.8	1:18.996	13 -	41.328	104.7	20.901	106.0	16.095	111.3	1:18.324
6 -	41.044	107.5	20.896	106.4	16.123	112.2	1:18.063	14 -	41.009	106.4	20.644	106.2	16.072	111.5	1:17.725
7 -	41.624	105.4	21.011	106.0	16.075	112.2	1:18.710	15 -	41.080	106.4	20.727	106.4	16.105	111.5	1:17.912
8 -	41.458	106.7	20.964	107.0	16.327	112.4	1:18.749	16 -	41.012	106.7	20.583	106.4	16.401	111.5	1:17.996
21	Sho HANAWA							Apotex Scorpio Motorsport							
1 -	45.934	105.8	21.460	105.5	16.410	112.2	1:23.804	9 -	40.951	107.7	20.710	106.7	15.958	113.0	1:17.619
2 -	41.745	108.2	20.909	105.4	16.094	113.0	1:18.748	10 -	40.981	107.9	20.796	106.2	15.993	112.0	1:17.770
3 -	40.835	107.9	20.751	105.7	16.016	112.8	1:17.602	11 -	41.012	107.7	20.780	106.7	16.031	112.2	1:17.823
4 -	40.807	107.9	20.665	106.0	15.907	113.0	1:17.379	12 -	40.891	107.9	20.860	106.4	16.088	112.0	1:17.839
5 -	40.744	108.1	20.602	105.8	15.909	113.2	1:17.255	13 -	40.961	107.9	20.684	106.7	15.987	112.8	1:17.632
6 -	40.650	107.9	20.575	106.0	16.296	112.2	1:17.521	14 -	40.814	107.5	20.711	106.4	16.027	112.8	1:17.552
7 -	41.098	108.2	20.853	106.2	16.000	112.6	1:17.951	15 -	40.821	107.7	20.790	106.5	16.150	112.4	1:17.761
8 -	40.829	107.9	20.806	106.5	15.957	112.8	1:17.592	16 -	40.996	107.5	20.782	106.9	15.993	112.8	1:17.771
22	Alexander SIMS							Manor Competition							
1 -	44.390	108.4	20.943	105.7	16.145	113.4	1:21.478	9 -	40.753	107.9	20.655	106.4	15.880	113.6	1:17.288
2 -	41.228	105.2	20.823	106.2	15.972	113.6	1:18.023	10 -	40.780	108.2	20.764	106.4	15.983	112.4	1:17.527
3 -	40.844	108.6	20.670	106.4	15.993	112.8	1:17.507	11 -	40.729	108.1	20.641	106.5	15.931	113.0	1:17.301
4 -	40.732	108.6	20.504	106.4	15.842	113.6	1:17.078	12 -	40.796	109.1	20.657	106.5	15.976	113.0	1:17.429
5 -	40.718	108.6	20.563	105.8	15.844	113.6	1:17.125	13 -	40.785	108.4	20.692	106.2	16.016	113.0	1:17.493
6 -	40.524	108.6	20.494	106.2	15.873	113.4	1:16.891	14 -	40.736	108.1	20.705	106.5	15.910	113.0	1:17.351
7 -	40.557	108.2	20.589	106.2	15.957	112.6	1:17.103	15 -	40.698	108.1	20.655	106.2	15.999	113.0	1:17.352

Rockingham
Circuit Length = 1.9400 miles
Start: 17:19 End: 17:41

Weather / Track : Cloudy / Dry

Formula Renault UK with Michelin
ROUND 3 - SECTOR ANALYSIS

8 -	40.801	108.6	20.545	106.9	15.924	113.0	1:17.270	16 -	40.840	107.9	20.610	106.9	15.939	113.0	1:17.389	
23	Ryuji YAMAMOTO							CR Scuderia Formula Renault								
1 -	45.047	107.2	20.936	104.9	16.025	112.6	1:22.008	9 -	40.672	107.7	20.612	107.2	15.867	113.0	1:17.151	
2 -	41.279	105.4	20.760	105.0	15.818	113.2	1:17.857	10 -	40.677	107.0	20.578	106.7	15.904	112.8	1:17.159	
3 -	40.635	105.8	20.569	106.0	15.758	113.2	1:16.962	11 -	40.915	107.2	20.561	106.5	15.911	112.6	1:17.387	
4 -	40.600	107.5	20.564	106.4	15.845	113.0	1:17.009	12 -	40.629	107.9	20.589	106.9	15.974	112.2	1:17.192	
5 -	40.494	107.0	20.614	105.8	15.878	113.0	1:16.986	13 -	40.673	107.7	20.552	106.5	15.850	112.8	1:17.075	
6 -	40.589	107.7	20.647	106.7	15.959	112.8	1:17.195	14 -	40.684	107.5	20.532	106.7	15.895	112.6	1:17.111	
7 -	40.489	107.5	20.526	106.4	15.861	112.6	1:16.876	15 -	41.020	106.2	20.726	106.4	16.171	111.8	1:17.917	
8 -	40.779	107.5	20.575	106.9	15.963	112.2	1:17.317	16 -	40.838	107.4	20.564	106.9	15.808	106.7	1:17.210	
24	Henry SURTEES							Manor Competition								
1 -	44.842	107.4	21.544	104.2	16.582	113.4	1:22.968	9 -	40.935	107.7	21.056	106.0	16.083	113.9	1:18.074	
2 -	41.299	107.7	21.114	106.0	15.991	114.1	1:18.404	10 -	40.854	108.4	20.756	106.0	15.944	113.0	1:17.554	
3 -	41.057	108.4	20.762	106.0	15.954	113.6	1:17.773	11 -	40.931	107.9	20.699	106.4	16.006	113.0	1:17.636	
4 -	40.878	108.6	20.814	106.2	15.722	114.3	1:17.414	12 -	40.982	108.4	20.803	106.0	15.997	113.2	1:17.782	
5 -	40.922	108.4	20.714	106.2	15.838	113.9	1:17.474	13 -	40.955	107.9	20.778	106.2	15.967	113.6	1:17.700	
6 -	40.697	108.4	20.650	106.2	15.910	113.7	1:17.257	14 -	40.993	107.7	20.732	106.0	16.051	113.4	1:17.776	
7 -	40.902	108.2	20.860	106.2	15.989	112.8	1:17.751	15 -	40.813	107.9	20.831	106.9	16.080	113.0	1:17.724	
8 -	41.091	107.9	20.801	106.2	15.947	113.4	1:17.839	16 -	40.968	107.7	20.815	106.2	15.940	113.4	1:17.723	
25	Thomas HYLKEMA							Mark Burdett Motorsport								
1 -	45.634	104.5	21.685	104.0	16.899	111.7	1:24.218	9 -	41.399	104.7	20.987	107.2	16.161	112.2	1:18.547	
2 -	43.058	102.5	21.945	104.9	16.374	111.5	1:21.377	10 -	42.689	104.0	21.200	106.4	16.399	111.8	1:20.288	
3 -	41.752	105.2	21.340	105.0	16.219	111.8	1:19.311	11 -	41.554	105.2	21.101	107.0	16.175	111.7	1:18.830	
4 -	41.228	106.4	20.980	105.7	16.125	112.0	1:18.333	12 -	41.638	104.5	21.010	107.0	16.189	112.2	1:18.837	
5 -	41.219	105.4	20.906	106.4	16.138	112.2	1:18.263	13 -	41.495	105.8	21.041	106.5	16.191	111.5	1:18.727	
6 -	41.111	106.0	20.869	106.0	16.546	112.2	1:18.526	14 -	41.617	105.4	20.915	106.7	16.094	112.2	1:18.626	
7 -	41.298	107.5	21.598	104.2	16.269	112.6	1:19.165	15 -	41.464	105.7	21.077	107.0	16.308	111.5	1:18.849	
8 -	41.350	105.7	21.044	107.2	16.191	112.2	1:18.585	16 -	41.469	105.4	20.971	106.4	16.207	111.3	1:18.647	
35	Kris LOANE							Manor Competition								
1 -	45.586	107.7	21.199	104.9	16.616	112.4	1:23.401	9 -	40.735	109.3	20.794	106.4	15.833	113.4	1:17.362	
2 -	42.158	108.4	20.727	105.5	15.941	113.6	1:18.826	10 -	40.728	109.3	20.702	106.2	15.915	112.6	1:17.345	
3 -	40.934	108.6	20.671	105.8	15.891	113.2	1:17.496	11 -	41.015	108.8	20.613	106.0	15.996	112.4	1:17.624	
4 -	40.929	108.9	20.592	106.0	15.833	113.2	1:17.354	12 -	40.946	109.1	20.658	106.0	15.964	112.4	1:17.568	
5 -	40.763	109.3	20.572	106.0	15.862	112.8	1:17.197	13 -	40.854	109.1	20.496	106.2	15.888	113.0	1:17.238	
6 -	40.561	108.9	20.406	106.4	15.811	112.8	1:16.778	14 -	40.840	108.8	20.578	106.2	15.829	112.8	1:17.247	
7 -	40.809	108.8	20.576	106.4	15.915	112.8	1:17.300	15 -	40.989	107.9	20.664	106.5	15.910	112.4	1:17.563	
8 -	40.863	109.1	20.721	106.2	15.820	112.8	1:17.404	16 -	40.987	107.7	20.687	106.4	15.867	112.8	1:17.541	
38	Joshua SCOTT							Apotex Scorpio Motorsport								
1 -	46.665	105.8	21.730	103.2	16.613	113.0	1:25.008	5 -	41.367	107.5	20.614	105.5	16.103	112.2	1:18.084	
2 -	43.575	101.5	21.719	104.9	16.291	112.4	1:21.585	6 -	41.300	106.5	20.817	105.7	15.942	112.4	1:18.059	
3 -	41.384	107.9	20.808	105.4	16.198	112.6	1:18.390	7 -	41.911	107.4	20.755	106.0	15.991	112.2	1:18.657	
4 -	41.445	107.0	20.818	105.2	16.101	112.8	1:18.364	8 -	41.412	107.4	21.252	105.7	16.316	112.0	1:18.980	
43	Scott JENKINS							CR Scuderia Formula Renault								
1 -	45.146	106.4	21.568	105.0	16.394	113.6	1:23.108	9 -	40.875	108.1	20.842	106.0	16.402	113.6	1:18.119	
2 -	42.013	108.1	21.035	107.2	16.280	114.1	1:19.328	10 -	40.820	108.8	20.703	106.9	15.957	113.4	1:17.480	
3 -	40.945	107.9	20.683	105.8	15.861	113.9	1:17.489	11 -	40.863	107.9	20.801	106.4	16.062	113.0	1:17.726	
4 -	40.908	108.1	20.747	106.9	16.017	113.7	1:17.672	12 -	41.056	107.5	20.743	106.7	16.044	113.4	1:17.843	
5 -	40.705	108.2	20.532	105.5	15.808	113.7	1:17.045	13 -	40.777	107.9	20.735	107.0	16.044	113.4	1:17.556	
6 -	40.612	107.7	20.545	106.0	15.958	112.8	1:17.115	14 -	41.050	107.7	20.776	106.9	16.003	113.6	1:17.829	
7 -	40.757	107.9	20.637	106.2	15.998	112.8	1:17.392	15 -	40.814	107.9	20.807	107.0	16.071	113.4	1:17.692	
8 -	40.779	108.4	20.808	106.9	15.946	113.2	1:17.533	16 -	40.900	108.1	20.806	107.2	16.280	108.2	1:17.986	

Rockingham
Circuit Length = 1.9400 miles
Start: 17:19 End: 17:41

Weather / Track : Cloudy / Dry

Formula Renault UK with Michelin
ROUND 3 - SPEED TRAPS

SECTOR 1				SECTOR 2			FINISH LINE		
POS	NO	NAME	MPH	NO	NAME	MPH	NO	NAME	MPH
1	9	Oli WEBB	109.5	9	Oli WEBB	108.1	9	Oli WEBB	114.3
2	5	Adam CHRISTODOULOU	109.3	8	Riki CHRISTODOULOU	107.7	24	Henry SURTEES	114.3
3	35	Kris LOANE	109.3	1	Adriano BUZAID	107.5	5	Adam CHRISTODOULOU	114.1
4	1	Adriano BUZAID	109.1	2	James CALADO	107.4	43	Scott JENKINS	114.1
5	22	Alexander SIMS	109.1	3	ROSSI	107.4	8	Riki CHRISTODOULOU	113.7
6	6	Sten PENTUS	108.9	7	Dean STONEMAN	107.2	1	Adriano BUZAID	113.6
7	7	Dean STONEMAN	108.8	16	Tom ARMOUR	107.2	7	Dean STONEMAN	113.6
8	8	Riki CHRISTODOULOU	108.8	23	Ryuji YAMAMOTO	107.2	22	Alexander SIMS	113.6
9	43	Scott JENKINS	108.8	25	Thomas HYLKEMA	107.2	35	Kris LOANE	113.6
10	24	Henry SURTEES	108.6	43	Scott JENKINS	107.2	2	James CALADO	113.2
11	20	Kieren CLARK	108.4	5	Adam CHRISTODOULOU	107.0	20	Kieren CLARK	113.2
12	16	Tom ARMOUR	108.2	20	Kieren CLARK	107.0	21	Sho HANAWA	113.2
13	21	Sho HANAWA	108.2	21	Sho HANAWA	106.9	23	Ryuji YAMAMOTO	113.2
14	2	James CALADO	107.9	22	Alexander SIMS	106.9	3	ROSSI	113.0
15	3	ROSSI	107.9	24	Henry SURTEES	106.9	6	Sten PENTUS	113.0
16	13	Jordan OAKES	107.9	35	Kris LOANE	106.5	38	Joshua SCOTT	113.0
17	23	Ryuji YAMAMOTO	107.9	38	Joshua SCOTT	106.5	16	Tom ARMOUR	112.6
18	38	Joshua SCOTT	107.9	6	Sten PENTUS	106.2	25	Thomas HYLKEMA	112.6
19	25	Thomas HYLKEMA	107.5	13	Jordan OAKES	105.8	13	Jordan OAKES	112.4

Formula Renault UK with Michelin

ROUND 3 - BEST SECTOR TIMES

SECTOR 1			SECTOR 2			SECTOR 3			IDEAL / BEST COMPARISON						
POS	NO	NAME	TIME	NO	NAME	TIME	NO	NAME	TIME	POS	NO	NAME	IDEAL	BEST	DIFF
1	5	CHRISTODOULOU	40.320	5	CHRISTODOULOU	20.387	24	SURTEES	15.722	1	5	CHRISTODOULOU	1:16.458	1:16.464	0.006
2	23	YAMAMOTO	40.489	35	LOANE	20.406	5	CHRISTODOULOU	15.751	2	23	YAMAMOTO	1:16.773	1:16.876	0.103
3	22	SIMS	40.524	8	CHRISTODOULOU	20.462	23	YAMAMOTO	15.758	3	35	LOANE	1:16.778	1:16.778	0.000
4	8	CHRISTODOULOU	40.555	7	STONEMAN	20.473	43	JENKINS	15.808	4	22	SIMS	1:16.860	1:16.891	0.031
5	35	LOANE	40.561	9	WEBB	20.488	7	STONEMAN	15.811	5	8	CHRISTODOULOU	1:16.899	1:16.925	0.026
6	9	WEBB	40.580	1	BUZAID	20.489	35	LOANE	15.811	6	9	WEBB	1:16.929	1:17.058	0.129
7	43	JENKINS	40.612	22	SIMS	20.494	22	SIMS	15.842	7	7	STONEMAN	1:16.941	1:17.098	0.157
8	1	BUZAID	40.619	23	YAMAMOTO	20.526	9	WEBB	15.861	8	43	JENKINS	1:16.952	1:17.045	0.093
9	21	HANAWA	40.650	43	JENKINS	20.532	8	CHRISTODOULOU	15.882	9	1	BUZAID	1:16.993	1:17.009	0.016
10	7	STONEMAN	40.657	6	PENTUS	20.562	1	BUZAID	15.885	10	24	SURTEES	1:17.069	1:17.257	0.188
11	24	SURTEES	40.697	21	HANAWA	20.575	2	CALADO	15.907	11	21	HANAWA	1:17.132	1:17.255	0.123
12	6	PENTUS	40.718	20	CLARK	20.583	21	HANAWA	15.907	12	6	PENTUS	1:17.205	1:17.363	0.158
13	2	CALADO	40.900	38	SCOTT	20.614	6	PENTUS	15.925	13	2	CALADO	1:17.466	1:17.582	0.116
14	3	ROSSI	40.951	24	SURTEES	20.650	38	SCOTT	15.942	14	20	CLARK	1:17.625	1:17.725	0.100
15	20	CLARK	41.009	2	CALADO	20.659	16	ARMOUR	15.997	15	3	ROSSI	1:17.651	1:17.799	0.148
16	16	ARMOUR	41.074	16	ARMOUR	20.661	13	OAKES	16.020	16	16	ARMOUR	1:17.732	1:17.964	0.232
17	13	OAKES	41.108	3	ROSSI	20.670	3	ROSSI	16.030	17	38	SCOTT	1:17.856	1:18.059	0.203
18	25	HYLKEMA	41.111	13	OAKES	20.791	20	CLARK	16.033	18	13	OAKES	1:17.919	1:18.295	0.376
19	38	SCOTT	41.300	25	HYLKEMA	20.869	25	HYLKEMA	16.094	19	25	HYLKEMA	1:18.074	1:18.263	0.189
												Perfect Lap	1:16.429		

Weather / Track : Cloudy / Dry

www.tsl-timing.com

Rockingham
Circuit Length = 1.9400 miles
Start: 17:19 End: 17:41

Printed - 17.43 Saturday, 12 April 2008

Formula Renault UK with Michelin
ROUND 3 - LAP CHART

Lap 1			Lap 2			Lap 3			Lap 4			Lap 5		
No	Behind	Laptime	No	Behind	Laptime	No	Behind	Laptime	No	Behind	Laptime	No	Behind	Laptime
5		1:21.353	5		1:17.248	5		1:16.715	5		1:16.464	5		1:16.666
23	1.194	1:22.008	23	1.803	1:17.857	23	2.050	1:16.962	23	2.595	1:17.009	23	2.915	1:16.986
22	1.662	1:21.478	22	2.437	1:18.023	22	3.229	1:17.507	22	3.843	1:17.078	22	4.302	1:17.125
1	2.251	1:23.228	1	2.968	1:17.965	1	3.725	1:17.472	1	4.605	1:17.344	1	5.113	1:17.174
35	3.281	1:23.401	7	4.224	1:17.979	7	4.705	1:17.196	7	5.339	1:17.098	7	5.819	1:17.146
7	3.493	1:22.370	35	4.859	1:18.826	35	5.640	1:17.496	35	6.530	1:17.354	35	7.061	1:17.197
8	3.872	1:23.469	8	5.302	1:18.678	8	6.165	1:17.578	8	7.010	1:17.309	8	7.492	1:17.148
21	4.263	1:23.804	21	5.763	1:18.748	21	6.650	1:17.602	21	7.565	1:17.379	21	8.154	1:17.255
9	4.590	1:23.499	9	6.176	1:18.834	9	7.114	1:17.653	9	8.044	1:17.394	9	8.731	1:17.353
6	5.321	1:24.061	24	6.555	1:18.404	24	7.613	1:17.773	24	8.563	1:17.414	24	9.371	1:17.474
24	5.399	1:22.968	6	7.423	1:19.350	6	8.637	1:17.929	43	10.149	1:17.672	43	10.528	1:17.045
2	5.670	1:23.846	2	7.901	1:19.479	43	8.941	1:17.489	6	10.552	1:18.379	6	11.629	1:17.743
43	6.087	1:23.108	43	8.167	1:19.328	2	10.022	1:18.836	2	11.451	1:17.893	2	12.491	1:17.706
3	6.582	1:23.758	3	8.812	1:19.478	3	10.696	1:18.599	3	12.361	1:18.129	3	13.737	1:18.042
13	6.915	1:25.001	13	10.407	1:20.740	13	12.440	1:18.748	13	14.395	1:18.419	13	16.033	1:18.304
38	7.252	1:25.008	20	11.054	1:20.542	20	12.887	1:18.548	20	14.760	1:18.337	38	16.582	1:18.084
20	7.760	1:24.932	38	11.589	1:21.585	38	13.264	1:18.390	38	15.164	1:18.364	20	17.090	1:18.996
25	8.152	1:24.218	25	12.281	1:21.377	25	14.877	1:19.311	25	16.746	1:18.333	25	18.343	1:18.263
16	8.442	1:22.183	16	12.526	1:21.332	16	15.163	1:19.352	16	17.128	1:18.429	16	18.703	1:18.241

Formula Renault UK with Michelin

ROUND 3 - POSITION CHART

No	Name	Laps Pos	1	2	3	4	5	6	7	8	9	10	11	12	13	14	15	16
			5	CHRISTODOULOU	1	5	5	5	5	5	5	5	5	5	5	5	5	5
23	YAMAMOTO	2	23	23	23	23	23	23	23	23	23	23	23	23	23	23	23	23
22	SIMS	3	22	22	22	22	22	22	22	22	22	22	22	22	22	22	22	22
1	BUZAID	4	1	1	1	1	1	1	1	1	1	1	1	1	1	1	1	1
35	LOANE	5	35	7	7	7	7	7	7	7	7	7	7	7	7	7	7	7
7	STONEMAN	6	7	35	35	35	35	35	35	35	35	35	35	35	35	35	35	35
8	CHRISTODOULOU	7	8	8	8	8	8	8	8	8	8	8	8	8	8	8	8	8
21	HANAWA	8	21	21	21	21	21	21	9	9	9	9	9	9	9	9	9	9
9	WEBB	9	9	9	9	9	9	9	21	21	21	21	21	21	21	21	21	21
6	PENTUS	10	6	24	24	24	24	24	24	24	24	24	24	24	24	24	24	24
24	SURTEES	11	24	6	6	43	43	43	43	43	43	43	43	43	43	43	43	43
2	CALADO	12	2	2	43	6	6	6	6	6	6	6	6	6	6	6	6	6
43	JENKINS	13	43	43	2	2	2	2	2	2	2	2	2	2	2	2	2	2
3	ROSSI	14	3	3	3	3	3	3	3	3	3	3	3	3	3	3	3	3
13	OAKES	15	13	13	13	13	13	13	13	13	13	20	20	20	20	20	20	20
38	SCOTT	16	38	20	20	20	38	38	38	38	20	13	13	13	13	16	16	16
20	CLARK	17	20	38	38	38	20	20	20	20	16	16	16	16	16	13	13	25
25	HYLKEMA	18	25	25	25	25	25	25	16	16	25	25	25	25	25	25	25	25
16	ARMOUR	19	16	16	16	16	16	16	25	25								

Formula Renault UK with Michelin
ROUND 3 - LAP CHART

Lap 6			Lap 7			Lap 8			Lap 9			Lap 10		
No	Behind	Laptime	No	Behind	Laptime	No	Behind	Laptime	No	Behind	Laptime	No	Behind	Laptime
5		1:17.248	5		1:16.954	5		1:17.667	5		1:17.134	5		1:17.341
23	2.862	1:17.195	23	2.784	1:16.876	23	2.434	1:17.317	23	2.451	1:17.151	23	2.269	1:17.159
22	3.945	1:16.891	22	4.094	1:17.103	22	3.697	1:17.270	22	3.851	1:17.288	22	4.037	1:17.527
1	4.874	1:17.009	1	5.049	1:17.129	1	4.616	1:17.234	1	4.756	1:17.274	1	4.749	1:17.334
7	5.841	1:17.270	7	6.287	1:17.400	7	6.089	1:17.469	7	6.211	1:17.256	7	6.225	1:17.355
35	6.591	1:16.778	35	6.937	1:17.300	35	6.674	1:17.404	35	6.902	1:17.362	35	6.906	1:17.345
8	7.169	1:16.925	8	7.483	1:17.268	8	7.212	1:17.396	8	7.355	1:17.277	8	7.368	1:17.354
21	8.427	1:17.521	9	8.816	1:17.229	9	8.315	1:17.166	9	8.377	1:17.196	9	8.413	1:17.377
9	8.541	1:17.058	21	9.424	1:17.951	21	9.349	1:17.592	21	9.834	1:17.619	21	10.263	1:17.770
24	9.380	1:17.257	24	10.177	1:17.751	24	10.349	1:17.839	24	11.289	1:18.074	24	11.502	1:17.554
43	10.395	1:17.115	43	10.833	1:17.392	43	10.699	1:17.533	43	11.684	1:18.119	43	11.823	1:17.480
6	11.744	1:17.363	6	12.489	1:17.699	6	12.240	1:17.418	6	12.564	1:17.458	6	12.939	1:17.716
2	12.875	1:17.632	2	13.872	1:17.951	2	13.839	1:17.634	2	14.287	1:17.582	2	14.728	1:17.782
3	14.300	1:17.811	3	15.597	1:18.251	3	16.098	1:18.168	3	17.302	1:18.338	3	17.760	1:17.799
13	17.080	1:18.295	13	18.731	1:18.605	13	20.057	1:18.993	13	23.337	1:20.414	20	24.301	1:18.145
38	17.393	1:18.059	38	19.096	1:18.657	38	20.409	1:18.980	20	23.497	1:19.888	13	25.192	1:19.196
20	17.905	1:18.063	20	19.661	1:18.710	20	20.743	1:18.749	16	23.676	1:19.143	16	25.714	1:19.379
25	19.621	1:18.526	16	21.370	1:18.437	16	21.667	1:17.964	25	24.163	1:18.547	25	27.110	1:20.288
16	19.887	1:18.432	25	21.832	1:19.165	25	22.750	1:18.585						

Formula Renault UK with Michelin
ROUND 3 - LAP CHART

Lap 11			Lap 12			Lap 13			Lap 14			Lap 15		
No	Behind	Laptime	No	Behind	Laptime	No	Behind	Laptime	No	Behind	Laptime	No	Behind	Laptime
5		1:17.397	5		1:17.335	5		1:17.242	5		1:17.133	5		1:17.410
23	2.259	1:17.387	23	2.116	1:17.192	23	1.949	1:17.075	23	1.927	1:17.111	23	2.434	1:17.917
22	3.941	1:17.301	22	4.035	1:17.429	22	4.286	1:17.493	22	4.504	1:17.351	22	4.446	1:17.352
1	4.741	1:17.389	1	4.991	1:17.585	1	5.038	1:17.289	1	5.150	1:17.245	1	5.008	1:17.268
7	6.336	1:17.508	7	6.480	1:17.479	7	6.459	1:17.221	7	6.575	1:17.249	7	6.561	1:17.396
35	7.133	1:17.624	35	7.366	1:17.568	35	7.362	1:17.238	35	7.476	1:17.247	35	7.629	1:17.563
8	7.496	1:17.525	8	7.717	1:17.556	8	7.983	1:17.508	8	8.105	1:17.255	8	8.221	1:17.526
9	8.428	1:17.412	9	8.582	1:17.489	9	8.740	1:17.400	9	8.861	1:17.254	9	9.269	1:17.818
21	10.689	1:17.823	21	11.193	1:17.839	21	11.583	1:17.632	21	12.002	1:17.552	21	12.353	1:17.761
24	11.741	1:17.636	24	12.188	1:17.782	24	12.646	1:17.700	24	13.289	1:17.776	24	13.603	1:17.724
43	12.152	1:17.726	43	12.660	1:17.843	43	12.974	1:17.556	43	13.670	1:17.829	43	13.952	1:17.692
6	13.129	1:17.587	6	13.436	1:17.642	6	14.203	1:18.009	6	14.761	1:17.691	6	15.021	1:17.670
2	15.227	1:17.896	2	15.712	1:17.820	2	16.407	1:17.937	2	17.410	1:18.136	2	17.844	1:17.844
3	19.520	1:19.157	3	20.561	1:18.376	3	21.869	1:18.550	3	23.126	1:18.390	3	24.298	1:18.582
20	25.121	1:18.217	20	26.206	1:18.420	20	27.288	1:18.324	20	27.880	1:17.725	20	28.382	1:17.912
13	26.244	1:18.449	13	27.896	1:18.987	13	28.989	1:18.335	16	30.973	1:18.852	16	31.760	1:18.197
16	26.598	1:18.281	16	28.216	1:18.953	16	29.254	1:18.280	13	31.786	1:19.930	13	32.831	1:18.455
25	28.543	1:18.830	25	30.045	1:18.837	25	31.530	1:18.727	25	33.023	1:18.626	25	34.462	1:18.849

Formula Renault UK with Michelin
ROUND 3 - LAP CHART

Lap 16		
No	Behind	Laptime
5		1:17.930
23	1.714	1:17.210
22	3.905	1:17.389
1	4.531	1:17.453
7	5.908	1:17.277
35	7.240	1:17.541
8	7.889	1:17.598
9	9.088	1:17.749
21	12.194	1:17.771
24	13.396	1:17.723
43	14.008	1:17.986
6	14.617	1:17.526
2	18.250	1:18.336
3	24.499	1:18.131
20	28.448	1:17.996
16	32.270	1:18.440
25	35.179	1:18.647

Formula Renault UK with Michelin

ROUND 4 - CLASSIFICATION

POS	NO	CL	NAME	NAT	ENTRY	LAPS	TIME	GAP	DIFF	MPH	BEST	ON
1	5		Adam CHRISTODOULOU	GBR	CR Scuderia Formula Renault	18	25:30.025			82.16	1:16.178	8
2	23		Ryuji YAMAMOTO	JPN	CR Scuderia Formula Renault	18	25:32.811	2.786	2.786	82.01	1:17.047	9
3	8		Riki CHRISTODOULOU	GBR	Fortec Motorsport	18	25:34.201	4.176	1.390	81.93	1:16.870	15
4	22		Alexander SIMS	GBR	Manor Competition	18	25:35.536	5.511	1.335	81.86	1:17.019	10
5	9	G	Oli WEBB	GBR	Fortec Motorsport	18	25:37.678	7.653	2.142	81.75	1:17.192	13
6	35		Kris LOANE	GBR	Manor Competition	18	25:39.763	9.738	2.085	81.64	1:17.425	18
7	1		Adriano BUZAID	BRA	Fortec Motorsport	18	25:46.461	16.436	6.698	81.28	1:17.579	15
8	2	G	James CALADO	GBR	Fortec Motorsport	18	25:47.965	17.940	1.504	81.21	1:17.521	9
9	24	G	Henry SURTEES	GBR	Manor Competition	18	25:48.537	18.512	0.572	81.18	1:17.677	15
10	20		Kieren CLARK	GBR	Apotex Scorpio Motorsport	18	25:49.291	19.266	0.754	81.14	1:17.651	8
11	6		Sten PENTUS	EST	CR Scuderia Formula Renault	18	25:50.429	20.404	1.138	81.08	1:17.901	9
12	38	G	Joshua SCOTT	AUS	Apotex Scorpio Motorsport	18	25:50.814	20.789	0.385	81.06	1:17.625	13
13	25		Thomas HYLKEMA	NED	Mark Burdett Motorsport	18	25:53.336	23.311	2.522	80.92	1:18.024	18
14	16	G	Tom ARMOUR	GBR	Manor Competition	18	25:54.320	24.295	0.984	80.87	1:18.179	16
15	3	G	ROSSI	GBR	Worswick Engineering	18	25:55.484	25.459	1.164	80.81	1:18.188	12
16	21		Sho HANAWA	JPN	Apotex Scorpio Motorsport	18	25:55.878	25.853	0.394	80.79	1:18.166	13
NOT CLASSIFIED												
DNF	7	G	Dean STONEMAN	GBR	Alpine Motorsport	1	1:33.480	17 laps	17 laps	74.71	1:28.804	1
DNF	13		Jordan OAKES	GBR	Eurotek Motorsport	0	05.622					
DNF	43	G	Scott JENKINS	GBR	CR Scuderia Formula Renault	0	05.990					
FASTEST LAP												
	5		Adam CHRISTODOULOU	GBR	CR Scuderia Formula Renault	8	1:16.178		91.67 mph		147.54 kph	
	9	G	Oli WEBB	GBR	Fortec Motorsport	13	1:17.192		90.47 mph		145.60 kph	

Weather / Track : Cloudy / Dry

These results are provisional until the conclusion of any judicial and technical matters.

Rockingham
Circuit Length = 1.9400 miles
Start: 14:18 End: 14:44

Clerk of Course :		Timekeeper :
-------------------	--	--------------

Formula Renault UK with Michelin

ROUND 4 - SECTOR ANALYSIS

1		Adriano BUZOID				Fortec Motorsport									
1 -	45.469	105.0	21.186	106.5	16.266	112.8	1:22.921	10 -	40.979	110.0	21.029	106.7	16.074	113.6	1:18.082
2 -	41.005	109.8	20.904	106.4	16.244	113.2	1:18.153	11 -	40.900	109.3	21.011	106.2	16.110	113.6	1:18.021
3 -	58.131	64.4	34.645	46.1	22.295	85.7	1:55.071	12 -	41.470	108.2	21.352	106.5	16.351	113.9	1:19.173
4 -	58.775	68.3	36.727	68.1	20.772	68.2	1:56.274	13 -	41.503	108.8	21.060	105.5	16.375	113.9	1:18.938
5 -	55.634	71.3	31.001	67.6	21.490	74.2	1:48.125	14 -	41.122	109.5	20.880	106.2	16.042	113.6	1:18.044
6 -	57.014	71.6	28.862	71.6	16.604	113.7	1:42.480	15 -	40.666	108.6	21.002	105.8	15.911	113.7	1:17.579
7 -	41.176	109.5	21.393	107.4	16.240	113.0	1:18.809	16 -	40.605	110.0	21.071	106.0	15.981	113.4	1:17.657
8 -	40.818	109.5	21.198	106.7	16.185	113.6	1:18.201	17 -	40.805	109.5	21.115	106.9	16.084	113.7	1:18.004
9 -	40.966	109.8	21.026	106.7	16.080	113.6	1:18.072	18 -	40.782	109.5	21.139	106.4	16.099	113.6	1:18.020
2		James CALADO				Fortec Motorsport									
1 -	45.955	106.2	22.229	104.4	16.356	112.2	1:24.540	10 -	40.790	109.7	20.891	107.0	16.141	113.7	1:17.822
2 -	41.561	108.8	21.162	105.5	16.313	112.2	1:19.036	11 -	40.811	109.1	20.913	106.0	16.091	113.4	1:17.815
3 -	56.098	60.6	37.212	41.5	21.716	59.8	1:55.026	12 -	41.032	107.7	21.260	106.5	16.533	113.9	1:18.825
4 -	57.394	57.8	37.720	60.8	20.231	51.6	1:55.345	13 -	41.502	108.4	21.041	106.4	16.379	113.4	1:18.922
5 -	55.395	59.7	31.577	56.7	20.212	82.4	1:47.184	14 -	41.349	108.8	21.302	106.4	16.176	113.4	1:18.827
6 -	57.336	67.1	28.380	67.2	16.437	113.4	1:42.153	15 -	40.613	109.3	20.868	106.0	16.040	113.2	1:17.521
7 -	41.824	105.8	21.091	108.1	16.578	112.4	1:19.493	16 -	40.771	109.3	20.853	106.5	16.007	113.7	1:17.631
8 -	40.804	109.8	20.884	106.7	15.926	113.0	1:17.614	17 -	40.852	109.3	21.126	105.8	16.330	113.7	1:18.308
9 -	40.680	109.5	20.829	106.7	16.012	113.6	1:17.521	18 -	40.950	109.3	20.949	106.2	16.049	113.2	1:17.948
3		ROSSI				Worswick Engineering									
1 -	45.034	98.7	22.673	103.7	16.455	112.6	1:24.162	10 -	41.464	107.2	21.289	105.5	16.239	113.6	1:18.992
2 -	41.226	107.7	21.066	107.2	16.405	113.6	1:18.697	11 -	41.059	107.7	21.221	105.5	16.218	113.6	1:18.498
3 -	55.787	64.9	37.762	39.4	22.398	60.2	1:55.947	12 -	40.945	107.7	21.091	106.4	16.152	113.4	1:18.188
4 -	56.294	60.2	38.280	69.8	20.701	67.6	1:55.275	13 -	41.136	108.2	20.991	106.4	16.159	113.7	1:18.286
5 -	54.417	64.2	31.481	55.5	21.097	65.5	1:46.995	14 -	40.961	108.1	21.138	106.7	16.356	112.4	1:18.455
6 -	56.766	70.1	28.296	62.2	16.594	113.0	1:41.656	15 -	40.996	108.1	21.030	106.4	16.182	113.7	1:18.208
7 -	41.288	106.2	21.239	105.8	16.418	113.4	1:18.945	16 -	41.281	106.4	20.988	106.4	16.087	113.7	1:18.356
8 -	41.444	107.4	21.204	106.2	16.290	113.0	1:18.938	17 -	40.958	107.5	21.533	105.7	16.125	113.4	1:18.616
9 -	41.067	107.7	21.718	105.7	18.028	111.7	1:20.813	18 -	40.884	107.4	21.255	105.8	16.135	112.6	1:18.274
5		Adam CHRISTODOULOU				CR Scuderia Formula Renault									
1 -	43.864	110.2	20.622	105.8	15.903	113.2	1:20.389	10 -	40.227	110.2	20.654	106.2	15.962	114.1	1:16.843
2 -	40.488	110.0	20.906	104.9	15.841	113.7	1:17.235	11 -	40.487	109.8	20.795	106.2	15.898	113.9	1:17.180
3 -	59.340	66.9	33.519	57.3	23.522	86.3	1:56.381	12 -	40.495	109.7	20.707	106.2	16.011	113.7	1:17.213
4 -	59.083	72.4	34.750	68.5	21.843	86.3	1:55.676	13 -	40.514	109.8	20.684	106.0	15.972	113.6	1:17.170
5 -	56.719	74.6	30.927	71.8	21.811	79.8	1:49.457	14 -	40.744	109.7	20.813	105.8	15.989	113.7	1:17.546
6 -	56.278	72.6	30.297	61.3	16.696	112.6	1:43.271	15 -	40.647	109.5	20.811	105.2	16.074	113.4	1:17.532
7 -	40.382	110.2	20.415	106.7	15.808	114.1	1:16.605	16 -	40.742	108.8	20.812	105.8	15.990	113.6	1:17.544
8 -	40.021	110.2	20.399	106.7	15.758	114.1	1:16.178	17 -	40.767	109.3	20.784	105.8	16.039	113.4	1:17.590
9 -	40.126	110.6	20.488	106.7	15.771	114.1	1:16.385	18 -	40.615	109.1	20.870	105.8	15.966	113.2	1:17.451
6		Sten PENTUS				CR Scuderia Formula Renault									
1 -	45.467	106.2	22.105	105.4	16.208	112.4	1:23.780	10 -	40.772	109.3	21.167	104.7	16.083	113.0	1:18.022
2 -	41.950	107.0	21.115	106.0	16.041	113.0	1:19.106	11 -	40.695	108.9	20.988	105.5	16.249	112.6	1:17.932
3 -	56.167	57.5	34.928	50.4	22.737	76.0	1:53.832	12 -	40.726	109.7	21.224	105.4	16.248	113.9	1:18.198
4 -	58.011	54.5	37.110	57.2	20.933	65.0	1:56.054	13 -	41.515	107.7	21.285	106.0	16.234	113.6	1:19.034
5 -	55.368	64.2	31.293	66.6	20.881	74.4	1:47.542	14 -	41.132	108.2	21.193	105.8	16.422	113.9	1:18.747
6 -	57.143	71.7	28.774	68.7	16.371	113.0	1:42.288	15 -	41.271	107.2	21.076	104.7	16.107	112.4	1:18.454
7 -	42.515	105.8	21.171	105.8	16.678	112.2	1:20.364	16 -	40.943	108.4	21.043	105.2	16.165	112.8	1:18.151
8 -	41.396	109.5	20.782	106.2	16.059	112.6	1:18.237	17 -	41.123	108.6	21.226	105.4	16.186	113.2	1:18.535
9 -	40.785	108.9	21.097	105.7	16.019	113.2	1:17.901	18 -	40.914	109.3	21.043	105.7	16.096	113.0	1:18.053
7		Dean STONEMAN				Alpine Motorsport									
1 -	45.779	105.5	25.869	102.8	17.156	111.5	1:28.804								
8		Riki CHRISTODOULOU				Fortec Motorsport									
1 -	45.385	107.5	20.936	106.2	16.069	112.6	1:22.390	10 -	40.502	109.5	20.636	106.4	15.904	113.4	1:17.042
2 -	40.688	108.9	20.743	106.2	15.944	113.0	1:17.375	11 -	40.428	108.8	20.859	106.2	15.934	113.2	1:17.221
3 -	57.801	59.7	34.162	47.6	23.698	79.8	1:55.661	12 -	40.501	108.9	20.659	106.4	15.925	113.2	1:17.085
4 -	58.191	72.9	35.772	62.0	21.161	79.0	1:55.124	13 -	40.494	109.3	20.759	106.2	15.901	113.0	1:17.154

Rockingham
Circuit Length = 1.9400 miles
Start: 14:18 End: 14:44

Weather / Track : Cloudy / Dry

Formula Renault UK with Michelin

ROUND 4 - SECTOR ANALYSIS

5 -	56.307	72.8	30.983	73.6	21.644	74.2	1:48.934	14 -	40.444	108.9	20.736	106.4	15.936	113.6	1:17.116	
6 -	57.276	77.3	29.658	72.9	16.552	113.2	1:43.486	15 -	40.309	109.5	20.666	106.0	15.895	113.0	1:16.870	
7 -	40.737	109.7	20.932	107.0	15.949	113.2	1:17.618	16 -	40.423	109.3	20.738	106.4	15.928	113.2	1:17.089	
8 -	41.925	109.3	20.742	106.4	15.868	113.2	1:18.535	17 -	40.620	108.1	20.874	106.5	16.038	113.4	1:17.532	
9 -	40.421	108.6	20.636	106.4	16.298	110.9	1:17.355	18 -	40.578	109.1	20.867	106.2	16.009	112.8	1:17.454	
9	Oli WEBB							Fortec Motorsport								
1 -	44.968	107.2	21.271	106.4	16.144	113.0	1:22.383	10 -	40.605	110.0	20.703	106.5	16.060	113.6	1:17.368	
2 -	41.121	109.8	20.753	106.0	16.010	113.2	1:17.884	11 -	40.557	110.2	20.717	106.7	16.036	113.7	1:17.310	
3 -	58.312	60.3	34.280	46.5	22.289	77.9	1:54.881	12 -	40.698	109.8	20.668	107.0	15.949	113.9	1:17.315	
4 -	59.135	65.6	36.373	58.1	20.581	66.7	1:56.089	13 -	40.503	110.2	20.810	106.5	15.879	113.6	1:17.192	
5 -	56.173	67.4	31.103	62.8	21.201	73.7	1:48.477	14 -	40.612	109.8	20.735	106.7	15.941	113.7	1:17.288	
6 -	57.445	74.1	29.083	76.0	16.570	112.4	1:43.098	15 -	40.605	109.7	20.836	106.4	16.015	113.4	1:17.456	
7 -	41.010	110.0	20.673	107.2	15.901	113.7	1:17.584	16 -	40.669	109.7	20.852	106.2	15.976	113.7	1:17.497	
8 -	41.994	105.7	20.936	107.2	16.052	113.6	1:18.982	17 -	40.573	109.7	20.886	106.7	15.958	113.9	1:17.417	
9 -	40.805	110.0	20.806	107.0	16.021	113.6	1:17.632	18 -	40.487	110.0	20.988	106.7	16.035	113.4	1:17.510	
16	Tom ARMOUR							Manor Competition								
1 -	45.742	102.1	23.062	103.7	17.233	111.7	1:26.037	10 -	41.258	108.4	21.106	106.0	16.055	112.6	1:18.419	
2 -	41.676	108.1	21.050	105.2	16.247	111.3	1:18.973	11 -	41.239	106.9	21.052	105.7	16.115	112.2	1:18.406	
3 -	55.246	62.5	37.491	39.6	22.140	59.8	1:54.877	12 -	41.052	108.2	21.330	106.2	16.131	112.6	1:18.513	
4 -	56.320	61.9	38.929	66.6	20.158	60.6	1:55.407	13 -	41.142	107.7	21.006	105.7	16.059	112.6	1:18.207	
5 -	54.279	62.5	31.467	54.3	21.266	61.3	1:47.012	14 -	41.093	108.4	21.339	105.2	16.125	112.4	1:18.557	
6 -	56.650	74.2	28.129	61.1	16.691	111.7	1:41.470	15 -	41.039	107.9	21.159	105.2	16.055	112.4	1:18.253	
7 -	41.314	108.2	21.321	106.4	16.278	113.2	1:18.913	16 -	41.086	108.2	21.039	105.4	16.054	112.4	1:18.179	
8 -	41.661	108.1	21.396	106.0	16.187	112.4	1:19.244	17 -	40.900	108.6	21.153	105.7	16.127	112.4	1:18.180	
9 -	41.615	107.9	21.243	106.2	17.009	112.2	1:19.867	18 -	40.961	108.2	21.069	105.7	16.150	112.2	1:18.180	
20	Kieren CLARK							Apotex Scorpio Motorsport								
1 -	45.877	106.2	22.034	104.0	16.476	111.7	1:24.387	10 -	41.045	108.2	21.031	105.8	16.132	113.0	1:18.208	
2 -	41.543	107.2	21.284	105.4	16.186	111.8	1:19.013	11 -	41.563	108.2	21.055	105.7	16.211	112.6	1:18.829	
3 -	55.965	56.2	35.990	61.1	22.966	58.8	1:54.921	12 -	40.877	109.3	21.096	105.8	16.525	113.2	1:18.498	
4 -	57.383	55.2	37.372	72.8	20.720	52.0	1:55.475	13 -	41.465	107.5	21.143	105.7	16.332	113.2	1:18.940	
5 -	55.083	65.3	31.792	61.3	20.235	80.9	1:47.110	14 -	41.166	107.9	21.167	105.2	16.557	112.6	1:18.890	
6 -	56.785	75.4	28.832	70.5	16.533	112.8	1:42.150	15 -	41.060	108.2	20.929	105.4	16.010	112.8	1:17.999	
7 -	41.609	108.6	20.981	106.9	16.042	112.8	1:18.632	16 -	40.844	108.1	20.931	105.8	16.239	112.0	1:18.014	
8 -	40.623	108.9	20.771	106.7	16.257	113.4	1:17.651	17 -	40.904	107.9	21.023	105.7	16.164	112.4	1:18.091	
9 -	40.957	108.2	20.962	106.4	16.203	113.2	1:18.122	18 -	40.883	108.1	21.120	105.7	16.153	113.0	1:18.156	
21	Sho HANAWA							Apotex Scorpio Motorsport								
1 -	45.507	106.0	32.938	101.7	17.086	109.1	1:35.531	10 -	41.876	106.9	21.208	105.7	16.303	113.2	1:19.387	
2 -	42.328	106.9	21.179	104.5	16.503	108.4	1:20.010	11 -	41.167	107.4	21.203	105.7	16.218	112.6	1:18.588	
3 -	48.414	57.1	38.738	40.1	21.574	52.8	1:48.726	12 -	41.145	107.5	21.030	106.0	16.133	112.8	1:18.308	
4 -	55.628	60.5	39.939	60.0	19.490	59.9	1:55.057	13 -	40.905	107.9	21.095	105.8	16.166	113.2	1:18.166	
5 -	53.836	58.0	31.239	59.3	22.059	52.3	1:47.134	14 -	41.046	107.9	21.056	106.2	16.211	113.2	1:18.313	
6 -	56.336	62.5	27.721	68.8	16.848	111.1	1:40.905	15 -	40.945	107.7	21.184	105.8	16.149	113.4	1:18.278	
7 -	41.261	108.6	21.180	106.5	16.025	113.7	1:18.466	16 -	41.162	107.7	21.074	106.0	16.147	113.2	1:18.383	
8 -	41.441	107.2	21.458	105.7	16.363	113.0	1:19.262	17 -	40.873	107.2	21.492	106.4	16.228	113.4	1:18.593	
9 -	41.154	107.4	21.292	106.2	16.913	111.5	1:19.359	18 -	40.854	107.9	21.212	106.0	16.220	113.4	1:18.286	
22	Alexander SIMS							Manor Competition								
1 -	45.616	107.9	20.926	106.0	16.065	113.2	1:22.607	10 -	40.338	110.0	20.732	106.0	15.949	113.7	1:17.019	
2 -	40.802	109.7	20.723	106.0	15.934	113.7	1:17.459	11 -	40.397	109.8	20.784	105.7	15.921	113.7	1:17.102	
3 -	58.114	48.8	34.315	46.5	23.365	73.1	1:55.794	12 -	40.623	109.5	20.715	106.2	15.938	114.1	1:17.276	
4 -	58.519	69.5	36.213	52.8	20.908	68.5	1:55.640	13 -	40.474	109.8	20.719	105.7	15.938	114.1	1:17.131	
5 -	55.883	73.0	31.024	60.2	21.604	69.8	1:48.511	14 -	40.402	109.3	20.748	106.0	15.962	114.1	1:17.112	
6 -	56.951	74.2	29.638	75.6	16.532	113.6	1:43.121	15 -	40.484	109.5	20.729	105.7	15.967	113.7	1:17.180	
7 -	40.745	109.5	20.838	107.2	15.952	114.3	1:17.535	16 -	40.447	109.8	20.783	105.2	16.041	113.7	1:17.271	
8 -	42.396	108.4	20.796	106.5	15.924	113.6	1:19.116	17 -	40.609	110.0	20.818	106.0	15.992	114.1	1:17.419	
9 -	41.038	110.2	20.714	106.0	15.893	113.9	1:17.645	18 -	40.510	109.7	20.832	105.8	15.907	113.7	1:17.249	
23	Ryuji YAMAMOTO							CR Scuderia Formula Renault								
1 -	44.615	107.7	20.838	105.4	16.154	112.6	1:21.607	10 -	40.398	108.9	20.842	106.2	16.062	113.0	1:17.302	
2 -	40.639	108.2	20.815	106.0	16.093	112.8	1:17.547	11 -	40.404	108.9	20.862	106.0	15.903	113.7	1:17.169	
3 -	58.187	61.9	33.685	54.3	23.118	77.9	1:54.990	12 -	40.556	108.9	20.815	106.4	16.023	113.4	1:17.394	

Rockingham
Circuit Length = 1.9400 miles
Start: 14:18 End: 14:44

Weather / Track : Cloudy / Dry

Formula Renault UK with Michelin

ROUND 4 - SECTOR ANALYSIS

4 -	59.195	67.9	35.238	63.9	21.342	79.3	1:55.775	13 -	40.398	109.3	20.777	105.7	15.916	113.2	1:17.091
5 -	56.450	74.6	31.088	74.2	22.024	73.3	1:49.562	14 -	40.695	109.1	20.911	105.8	15.962	113.6	1:17.568
6 -	56.531	79.7	30.099	59.8	16.754	112.6	1:43.384	15 -	40.433	108.8	20.838	105.8	15.858	113.6	1:17.129
7 -	40.665	108.9	20.755	106.5	15.792	113.9	1:17.212	16 -	40.627	108.6	20.877	105.8	15.996	113.6	1:17.500
8 -	40.421	108.8	20.726	106.5	16.012	113.0	1:17.159	17 -	40.507	108.8	20.844	105.8	15.890	113.9	1:17.241
9 -	40.318	108.8	20.812	106.2	15.917	113.6	1:17.047	18 -	40.430	108.9	20.906	105.8	15.987	104.9	1:17.323
24	Henry SURTEES							Manor Competition							
1 -	45.718	106.2	21.518	104.7	16.192	112.8	1:23.428	10 -	40.934	109.1	21.080	106.0	16.077	114.1	1:18.091
2 -	40.955	109.5	20.928	105.8	15.998	113.7	1:17.881	11 -	40.919	108.9	20.967	105.8	16.082	114.3	1:17.968
3 -	58.146	59.7	34.755	46.2	22.656	77.8	1:55.557	12 -	41.452	107.7	21.197	105.2	16.419	114.3	1:19.068
4 -	58.107	67.0	36.953	59.1	20.668	68.4	1:55.728	13 -	41.571	108.4	21.009	105.7	16.365	114.3	1:18.945
5 -	55.638	61.8	31.223	66.6	21.095	74.4	1:47.956	14 -	41.309	108.6	20.992	105.5	16.034	114.1	1:18.335
6 -	57.006	76.8	28.988	71.0	16.577	113.0	1:42.571	15 -	40.779	108.8	20.969	105.4	15.929	113.7	1:17.677
7 -	42.146	108.2	20.955	106.4	15.861	113.9	1:18.962	16 -	40.925	108.9	20.963	106.0	15.948	113.9	1:17.836
8 -	40.614	108.9	21.075	105.8	16.099	114.5	1:17.788	17 -	40.885	108.8	21.721	106.0	16.404	115.1	1:19.010
9 -	40.901	109.1	21.139	106.0	16.099	113.7	1:18.139	18 -	41.106	108.6	21.107	105.8	16.091	113.9	1:18.304
25	Thomas HYLKEMA							Mark Burdett Motorsport							
1 -	45.715	102.1	22.069	103.1	16.521	111.8	1:24.305	10 -	41.135	108.8	21.029	106.0	16.247	111.1	1:18.411
2 -	41.627	109.1	21.238	105.4	16.160	113.2	1:19.025	11 -	41.673	108.9	21.064	105.8	16.075	112.6	1:18.812
3 -	55.840	62.3	37.376	40.8	21.736	62.4	1:54.952	12 -	41.195	108.2	21.244	105.2	16.165	112.4	1:18.604
4 -	57.218	57.6	37.847	60.0	20.455	53.6	1:55.520	13 -	40.993	108.6	20.959	105.0	16.092	112.6	1:18.044
5 -	55.115	61.4	31.608	54.5	20.484	82.2	1:47.207	14 -	41.089	108.2	21.189	105.2	16.212	111.7	1:18.490
6 -	57.321	68.3	28.201	66.4	16.741	110.4	1:42.263	15 -	41.120	108.6	20.976	105.4	16.005	112.4	1:18.101
7 -	41.337	106.7	21.598	106.0	16.474	113.0	1:19.409	16 -	41.129	108.2	21.019	105.2	15.998	112.2	1:18.146
8 -	41.674	109.1	21.423	105.8	16.089	113.4	1:19.186	17 -	40.960	108.4	21.075	105.4	16.118	112.6	1:18.153
9 -	41.201	108.6	21.342	107.5	16.855	112.8	1:19.398	18 -	40.917	108.2	21.036	105.0	16.071	112.8	1:18.024
35	Kris LOANE							Manor Competition							
1 -	45.842	108.1	21.434	105.5	16.123	112.6	1:23.399	10 -	40.646	109.1	20.849	105.8	16.008	113.2	1:17.503
2 -	40.944	110.0	20.887	105.8	15.957	113.2	1:17.788	11 -	40.712	109.8	20.836	105.7	15.958	113.4	1:17.506
3 -	58.289	60.2	34.539	43.5	22.151	84.7	1:54.979	12 -	40.690	109.8	21.009	105.5	16.045	113.0	1:17.744
4 -	59.104	73.5	36.485	59.5	20.554	65.5	1:56.143	13 -	40.659	109.7	20.897	105.5	16.061	113.0	1:17.617
5 -	56.008	68.1	31.445	64.3	21.019	73.6	1:48.472	14 -	40.694	109.3	20.911	105.8	15.975	113.2	1:17.580
6 -	57.275	73.9	29.089	73.3	16.534	112.4	1:42.898	15 -	40.679	109.7	20.838	105.4	15.922	113.2	1:17.439
7 -	41.203	110.2	20.875	106.2	15.851	113.0	1:17.929	16 -	40.590	109.7	20.938	105.4	16.044	113.0	1:17.572
8 -	41.404	108.2	21.072	106.2	16.020	113.6	1:18.496	17 -	40.611	109.3	20.864	105.8	16.071	113.2	1:17.546
9 -	40.957	108.4	20.935	105.7	15.944	113.4	1:17.836	18 -	40.593	109.5	20.914	105.7	15.918	113.2	1:17.425
38	Joshua SCOTT							Apotex Scorpio Motorsport							
1 -	46.874	105.7	24.169	101.2	17.059	112.8	1:28.102	10 -	40.979	108.6	21.018	105.8	16.100	112.6	1:18.097
2 -	43.004	105.5	21.302	105.2	15.902	111.7	1:20.208	11 -	40.875	108.6	20.998	104.7	16.049	112.2	1:17.922
3 -	54.345	61.5	38.188	37.6	22.129	57.0	1:54.662	12 -	40.926	108.9	20.763	105.5	16.065	112.0	1:17.754
4 -	55.850	64.2	39.718	63.1	19.645	63.2	1:55.213	13 -	40.867	108.9	20.726	105.2	16.032	112.4	1:17.625
5 -	53.816	62.3	31.390	57.4	21.490	58.4	1:46.696	14 -	40.955	108.8	20.964	105.5	15.953	112.6	1:17.872
6 -	56.565	67.5	27.909	62.8	16.686	112.2	1:41.160	15 -	40.907	109.1	20.859	105.4	15.986	113.2	1:17.752
7 -	41.352	108.9	21.153	105.7	16.417	113.4	1:18.922	16 -	40.950	108.9	20.964	105.4	16.168	113.0	1:18.082
8 -	41.480	108.8	21.450	105.2	16.239	113.2	1:19.169	17 -	41.041	108.6	21.254	105.2	16.297	112.8	1:18.592
9 -	40.803	109.3	21.294	105.8	17.110	112.4	1:19.207	18 -	40.858	108.6	21.095	105.2	16.073	112.0	1:18.026

Weather / Track : Cloudy / Dry

Rockingham
Circuit Length = 1.9400 miles
Start: 14:18 End: 14:44

Formula Renault UK with Michelin
ROUND 4 - SPEED TRAPS

SECTOR 1				SECTOR 2			FINISH LINE			
POS	NO	NAME	MPH	NO	NAME	MPH	NO	NAME	MPH	
1	5	Adam CHRISTODOULOU	110.6	2	James CALADO	108.1	24	Henry SURTEES	115.1	
2	9	Oli WEBB	110.2	25	Thomas HYLKEMA	107.5	22	Alexander SIMS	114.3	
3	22	Alexander SIMS	110.2	1	Adriano BUZAID	107.4	5	Adam CHRISTODOULOU	114.1	
4	35	Kris LOANE	110.2	3	ROSSI	107.2	1	Adriano BUZAID	113.9	
5	1	Adriano BUZAID	110.0	9	Oli WEBB	107.2	2	James CALADO	113.9	
6	2	James CALADO	109.8	22	Alexander SIMS	107.2	6	Sten PENTUS	113.9	
7	6	Sten PENTUS	109.7	8	Riki CHRISTODOULOU	107.0	9	Oli WEBB	113.9	
8	8	Riki CHRISTODOULOU	109.7	20	Kieren CLARK	106.9	23	Ryuji YAMAMOTO	113.9	
9	24	Henry SURTEES	109.5	5	Adam CHRISTODOULOU	106.7	3	ROSSI	113.7	
10	20	Kieren CLARK	109.3	21	Sho HANAWA	106.5	21	Sho HANAWA	113.7	
11	23	Ryuji YAMAMOTO	109.3	23	Ryuji YAMAMOTO	106.5	8	Riki CHRISTODOULOU	113.6	
12	38	Joshua SCOTT	109.3	16	Tom ARMOUR	106.4	35	Kris LOANE	113.6	
13	25	Thomas HYLKEMA	109.1	24	Henry SURTEES	106.4	20	Kieren CLARK	113.4	
14	16	Tom ARMOUR	108.6	6	Sten PENTUS	106.2	25	Thomas HYLKEMA	113.4	
15	21	Sho HANAWA	108.6	35	Kris LOANE	106.2	38	Joshua SCOTT	113.4	
16	3	ROSSI	108.2	38	Joshua SCOTT	105.8	16	Tom ARMOUR	113.2	
17	7	Dean STONEMAN	105.5	7	Dean STONEMAN	105.5	7	Dean STONEMAN	111.5	

Formula Renault UK with Michelin

ROUND 4 - BEST SECTOR TIMES

SECTOR 1			SECTOR 2			SECTOR 3			IDEAL / BEST COMPARISON						
POS	NO	NAME	TIME	NO	NAME	TIME	NO	NAME	TIME	POS	NO	NAME	IDEAL	BEST	DIFF
1	5	CHRISTODOULOU	40.021	5	CHRISTODOULOU	20.399	5	CHRISTODOULOU	15.758	1	5	CHRISTODOULOU	1:16.178	1:16.178	0.000
2	8	CHRISTODOULOU	40.309	8	CHRISTODOULOU	20.636	23	YAMAMOTO	15.792	2	8	CHRISTODOULOU	1:16.813	1:16.870	0.057
3	23	YAMAMOTO	40.318	9	WEBB	20.668	35	LOANE	15.851	3	23	YAMAMOTO	1:16.836	1:17.047	0.211
4	22	SIMS	40.338	22	SIMS	20.714	24	SURTEES	15.861	4	22	SIMS	1:16.945	1:17.019	0.074
5	9	WEBB	40.487	23	YAMAMOTO	20.726	8	CHRISTODOULOU	15.868	5	9	WEBB	1:17.034	1:17.192	0.158
6	35	LOANE	40.590	38	SCOTT	20.726	9	WEBB	15.879	6	35	LOANE	1:17.277	1:17.425	0.148
7	1	BUZAID	40.605	20	CLARK	20.771	22	SIMS	15.893	7	2	CALADO	1:17.368	1:17.521	0.153
8	2	CALADO	40.613	6	PENTUS	20.782	38	SCOTT	15.902	8	1	BUZAID	1:17.396	1:17.579	0.183
9	24	SURTEES	40.614	2	CALADO	20.829	1	BUZAID	15.911	9	24	SURTEES	1:17.403	1:17.677	0.274
10	20	CLARK	40.623	35	LOANE	20.836	2	CALADO	15.926	10	20	CLARK	1:17.404	1:17.651	0.247
11	6	PENTUS	40.695	1	BUZAID	20.880	25	HYLKEMA	15.998	11	38	SCOTT	1:17.431	1:17.625	0.194
12	38	SCOTT	40.803	24	SURTEES	20.928	20	CLARK	16.010	12	6	PENTUS	1:17.496	1:17.901	0.405
13	21	HANAWA	40.854	25	HYLKEMA	20.959	6	PENTUS	16.019	13	25	HYLKEMA	1:17.874	1:18.024	0.150
14	3	ROSSI	40.884	3	ROSSI	20.988	21	HANAWA	16.025	14	21	HANAWA	1:17.909	1:18.166	0.257
15	16	ARMOUR	40.900	16	ARMOUR	21.006	16	ARMOUR	16.054	15	3	ROSSI	1:17.959	1:18.188	0.229
16	25	HYLKEMA	40.917	21	HANAWA	21.030	3	ROSSI	16.087	16	16	ARMOUR	1:17.960	1:18.179	0.219
17	7	STONEMAN	43.244	7	STONEMAN	22.912	7	STONEMAN	17.156	17	7	STONEMAN	1:23.312	1:28.804	5.492
												Perfect Lap		1:16.178	

Formula Renault UK with Michelin
ROUND 4 - LAP CHART

Lap 1			Lap 2			Lap 3			Lap 4			Lap 5		
No	Behind	Laptime	No	Behind	Laptime	No	Behind	Laptime	No	Behind	Laptime	No	Behind	Laptime
5		1:20.389	5		1:17.235	5		1:56.381	5		1:55.676	5		1:49.457
23	1.650	1:21.607	23	1.962	1:17.547	23	0.571	1:54.990	23	0.670	1:55.775	23	0.775	1:49.562
8	2.782	1:22.390	8	2.922	1:17.375	8	2.202	1:55.661	8	1.650	1:55.124	8	1.127	1:48.934
22	3.188	1:22.607	22	3.412	1:17.459	22	2.825	1:55.794	22	2.789	1:55.640	22	1.843	1:48.511
9	3.930	1:22.383	9	4.579	1:17.884	9	3.079	1:54.881	9	3.492	1:56.089	9	2.512	1:48.477
35	4.522	1:23.399	35	5.075	1:17.788	35	3.673	1:54.979	35	4.140	1:56.143	35	3.155	1:48.472
1	4.990	1:22.921	1	5.908	1:18.153	1	4.598	1:55.071	1	5.196	1:56.274	1	3.864	1:48.125
24	5.953	1:23.428	24	6.599	1:17.881	24	5.775	1:55.557	24	5.827	1:55.728	24	4.326	1:47.956
6	7.211	1:23.780	6	9.082	1:19.106	6	6.533	1:53.832	6	6.911	1:56.054	6	4.996	1:47.542
20	7.824	1:24.387	20	9.602	1:19.013	20	8.142	1:54.921	20	7.941	1:55.475	20	5.594	1:47.110
2	8.206	1:24.540	2	10.007	1:19.036	2	8.652	1:55.026	2	8.321	1:55.345	2	6.048	1:47.184
25	8.823	1:24.305	25	10.613	1:19.025	25	9.184	1:54.952	25	9.028	1:55.520	25	6.778	1:47.207
3	9.577	1:24.162	3	11.039	1:18.697	3	10.605	1:55.947	3	10.204	1:55.275	3	7.742	1:46.995
7	10.712	1:28.804	16	12.633	1:18.973	16	11.129	1:54.877	16	10.860	1:55.407	16	8.415	1:47.012
16	10.895	1:26.037	38	14.060	1:20.208	38	12.341	1:54.662	38	11.878	1:55.213	38	9.117	1:46.696
38	11.087	1:28.102	21	20.664	1:20.010	21	13.009	1:48.726	21	12.390	1:55.057	21	10.067	1:47.134
21	17.889	1:35.531												

Formula Renault UK with Michelin
ROUND 4 - LAP CHART

Lap 6			Lap 7			Lap 8			Lap 9			Lap 10		
No	Behind	Laptime	No	Behind	Laptime	No	Behind	Laptime	No	Behind	Laptime	No	Behind	Laptime
5		1:43.271	5		1:16.605	5		1:16.178	5		1:16.385	5		1:16.843
23	0.888	1:43.384	23	1.495	1:17.212	23	2.476	1:17.159	23	3.138	1:17.047	23	3.597	1:17.302
8	1.342	1:43.486	8	2.355	1:17.618	8	4.712	1:18.535	8	5.682	1:17.355	8	5.881	1:17.042
22	1.693	1:43.121	22	2.623	1:17.535	22	5.561	1:19.116	22	6.821	1:17.645	22	6.997	1:17.019
9	2.339	1:43.098	9	3.318	1:17.584	9	6.122	1:18.982	9	7.369	1:17.632	9	7.894	1:17.368
35	2.782	1:42.898	35	4.106	1:17.929	35	6.424	1:18.496	35	7.875	1:17.836	35	8.535	1:17.503
1	3.073	1:42.480	1	5.277	1:18.809	1	7.300	1:18.201	1	8.987	1:18.072	1	10.226	1:18.082
24	3.626	1:42.571	24	5.983	1:18.962	24	7.593	1:17.788	24	9.347	1:18.139	24	10.595	1:18.091
6	4.013	1:42.288	20	6.500	1:18.632	20	7.973	1:17.651	20	9.710	1:18.122	20	11.075	1:18.208
20	4.473	1:42.150	6	7.772	1:20.364	2	9.254	1:17.614	2	10.390	1:17.521	2	11.369	1:17.822
2	4.930	1:42.153	2	7.818	1:19.493	6	9.831	1:18.237	6	11.347	1:17.901	6	12.526	1:18.022
25	5.770	1:42.263	3	8.467	1:18.945	3	11.227	1:18.938	25	14.595	1:19.398	25	16.163	1:18.411
3	6.127	1:41.656	25	8.574	1:19.409	25	11.582	1:19.186	38	15.136	1:19.207	38	16.390	1:18.097
16	6.614	1:41.470	16	8.922	1:18.913	16	11.988	1:19.244	16	15.470	1:19.867	16	17.046	1:18.419
38	7.006	1:41.160	38	9.323	1:18.922	38	12.314	1:19.169	21	15.620	1:19.359	3	17.804	1:18.992
21	7.701	1:40.905	21	9.562	1:18.466	21	12.646	1:19.262	3	15.655	1:20.813	21	18.164	1:19.387

Formula Renault UK with Michelin
ROUND 4 - LAP CHART

Lap 11			Lap 12			Lap 13			Lap 14			Lap 15		
No	Behind	Laptime	No	Behind	Laptime	No	Behind	Laptime	No	Behind	Laptime	No	Behind	Laptime
5		1:17.180	5		1:17.213	5		1:17.170	5		1:17.546	5		1:17.532
23	3.586	1:17.169	23	3.767	1:17.394	23	3.688	1:17.091	23	3.710	1:17.568	23	3.307	1:17.129
8	5.922	1:17.221	8	5.794	1:17.085	8	5.778	1:17.154	8	5.348	1:17.116	8	4.686	1:16.870
22	6.919	1:17.102	22	6.982	1:17.276	22	6.943	1:17.131	22	6.509	1:17.112	22	6.157	1:17.180
9	8.024	1:17.310	9	8.126	1:17.315	9	8.148	1:17.192	9	7.890	1:17.288	9	7.814	1:17.456
35	8.861	1:17.506	35	9.392	1:17.744	35	9.839	1:17.617	35	9.873	1:17.580	35	9.780	1:17.439
1	11.067	1:18.021	1	13.027	1:19.173	1	14.795	1:18.938	1	15.293	1:18.044	1	15.340	1:17.579
24	11.383	1:17.968	24	13.238	1:19.068	24	15.013	1:18.945	24	15.802	1:18.335	24	15.947	1:17.677
2	12.004	1:17.815	2	13.616	1:18.825	2	15.368	1:18.922	2	16.649	1:18.827	2	16.638	1:17.521
20	12.724	1:18.829	20	14.009	1:18.498	20	15.779	1:18.940	20	17.123	1:18.890	20	17.590	1:17.999
6	13.278	1:17.932	6	14.263	1:18.198	6	16.127	1:19.034	6	17.328	1:18.747	6	18.250	1:18.454
38	17.132	1:17.922	38	17.673	1:17.754	38	18.128	1:17.625	38	18.454	1:17.872	38	18.674	1:17.752
25	17.795	1:18.812	25	19.186	1:18.604	25	20.060	1:18.044	25	21.004	1:18.490	25	21.573	1:18.101
16	18.272	1:18.406	16	19.572	1:18.513	16	20.609	1:18.207	16	21.620	1:18.557	16	22.341	1:18.253
3	19.122	1:18.498	3	20.097	1:18.188	3	21.213	1:18.286	3	22.122	1:18.455	3	22.798	1:18.208
21	19.572	1:18.588	21	20.667	1:18.308	21	21.663	1:18.166	21	22.430	1:18.313	21	23.176	1:18.278

Formula Renault UK with Michelin
ROUND 4 - LAP CHART

Lap 16			Lap 17			Lap 18		
No	Behind	Laptime	No	Behind	Laptime	No	Behind	Laptime
5		1:17.544	5		1:17.590	5		1:17.451
23	3.263	1:17.500	23	2.914	1:17.241	23	2.786	1:17.323
8	4.231	1:17.089	8	4.173	1:17.532	8	4.176	1:17.454
22	5.884	1:17.271	22	5.713	1:17.419	22	5.511	1:17.249
9	7.767	1:17.497	9	7.594	1:17.417	9	7.653	1:17.510
35	9.808	1:17.572	35	9.764	1:17.546	35	9.738	1:17.425
1	15.453	1:17.657	1	15.867	1:18.004	1	16.436	1:18.020
24	16.239	1:17.836	2	17.443	1:18.308	2	17.940	1:17.948
2	16.725	1:17.631	24	17.659	1:19.010	24	18.512	1:18.304
20	18.060	1:18.014	20	18.561	1:18.091	20	19.266	1:18.156
6	18.857	1:18.151	6	19.802	1:18.535	6	20.404	1:18.053
38	19.212	1:18.082	38	20.214	1:18.592	38	20.789	1:18.026
25	22.175	1:18.146	25	22.738	1:18.153	25	23.311	1:18.024
16	22.976	1:18.179	16	23.566	1:18.180	16	24.295	1:18.180
3	23.610	1:18.356	3	24.636	1:18.616	3	25.459	1:18.274
21	24.015	1:18.383	21	25.018	1:18.593	21	25.853	1:18.286

Formula Renault UK with Michelin

ROUND 4 - POSITION CHART

No	Name	Laps																		
		Pos	1	2	3	4	5	6	7	8	9	10	11	12	13	14	15	16	17	18
5	CHRISTODOULOU	1	5	5	5	5	5	5	5	5	5	5	5	5	5	5	5	5	5	5
23	YAMAMOTO	2	23	23	23	23	23	23	23	23	23	23	23	23	23	23	23	23	23	23
8	CHRISTODOULOU	3	8	8	8	8	8	8	8	8	8	8	8	8	8	8	8	8	8	8
22	SIMS	4	22	22	22	22	22	22	22	22	22	22	22	22	22	22	22	22	22	22
9	WEBB	5	9	9	9	9	9	9	9	9	9	9	9	9	9	9	9	9	9	9
35	LOANE	6	35	35	35	35	35	35	35	35	35	35	35	35	35	35	35	35	35	35
1	BUZAID	7	1	1	1	1	1	1	1	1	1	1	1	1	1	1	1	1	1	1
24	SURTEES	8	24	24	24	24	24	24	24	24	24	24	24	24	24	24	24	24	2	2
6	PENTUS	9	6	6	6	6	6	6	20	20	20	20	2	2	2	2	2	2	24	24
20	CLARK	10	20	20	20	20	20	6	2	2	2	20	20	20	20	20	20	20	20	20
2	CALADO	11	2	2	2	2	2	2	6	6	6	6	6	6	6	6	6	6	6	6
25	HYLKEMA	12	25	25	25	25	25	3	3	25	25	38	38	38	38	38	38	38	38	38
3	ROSSI	13	3	3	3	3	3	25	25	38	38	25	25	25	25	25	25	25	25	25
7	STONEMAN	14	7	16	16	16	16	16	16	16	16	16	16	16	16	16	16	16	16	16
16	ARMOUR	15	16	38	38	38	38	38	38	38	21	3	3	3	3	3	3	3	3	3
38	SCOTT	16	38	21	21	21	21	21	21	21	3	21	21	21	21	21	21	21	21	21
21	HANAWA	17	21																	