



PORSCHE CARRERA CUP GB CHAMPIONSHIP

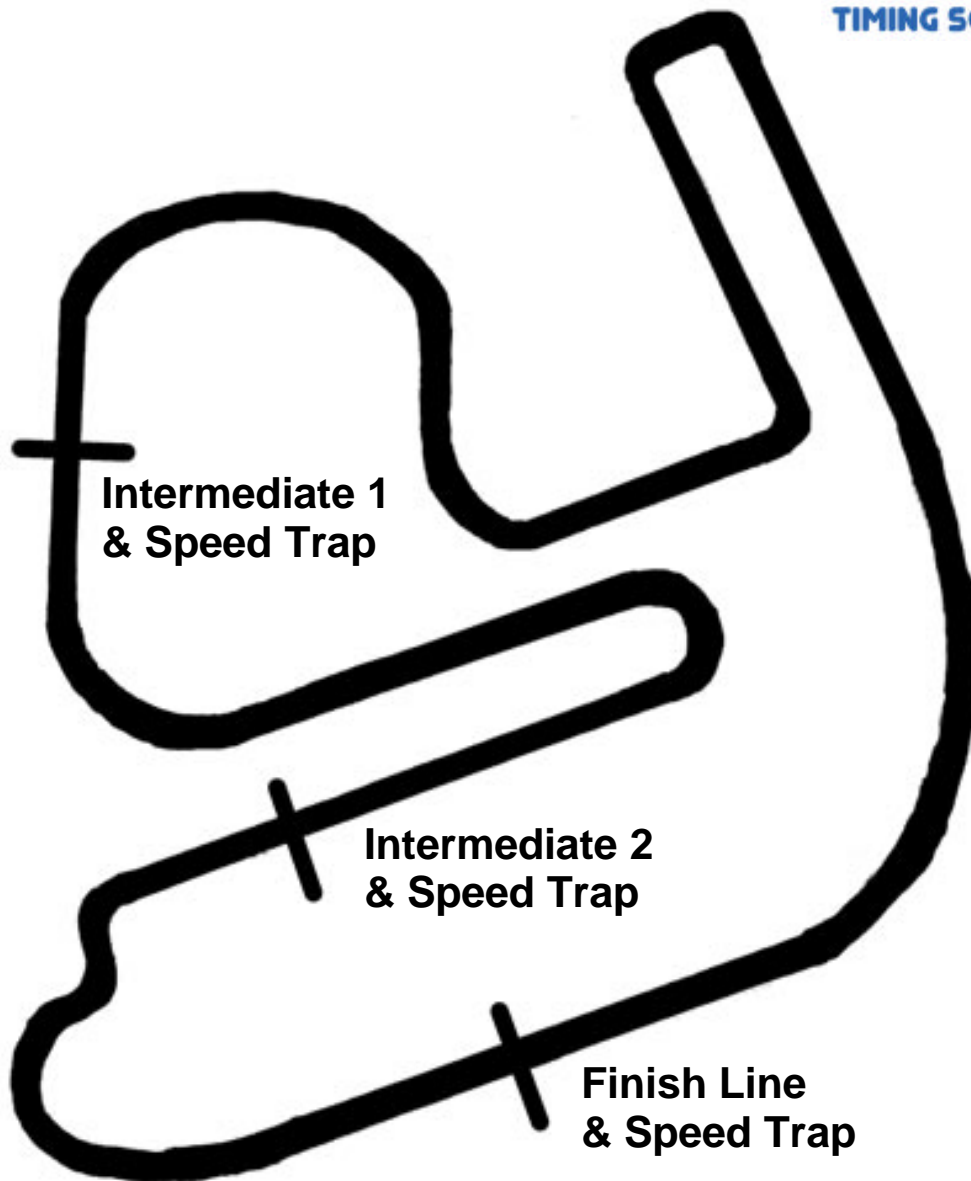
**Rounds 3 & 4
Rockingham International**

12th April / 13th April 2008



Results Provided by Timing Solutions Ltd
www.tsl-timing.com


ROCKINGHAM INTERNATIONAL SUPER SPORTS CAR CIRCUIT



Circuit Length:	1.9400 miles / 3122.1 metres
Intermediate 1:	1,718 metres
Intermediate 2:	2,524 metres
Pit In:	2,977 metres
Pit Out:	162 metres after Finish Line

Porsche Carrera Cup Great Britain

ROUND 3 - GRID

ROW 6	1:23.851 31 Fergus CAMPBELL	1:25.631 45 John STACK
ROW 5	1:21.749 15 Nigel RICE	1:23.132 34 Tony GILHAM
ROW 4	1:21.461 7 Charles BATEMAN	1:21.536 6 Phil QUAIFE
ROW 3	1:21.252 5 Sam HANCOCK	1:21.285 60 Dean SMITH
ROW 2	1:20.926 2 Tim HARVEY	1:20.990 44 Michael CAINE
ROW 1		1:20.793 8 Tim BRIDGMAN
Pole		
		

Rockingham
Circuit Length = 1.9400 miles

Clerk of Course :

Timekeeper :

Porsche Carrera Cup Great Britain

QUALIFYING - ROUND 3 - SECTOR ANALYSIS

2	Tim HARVEY					Red Line Racing									
1 -	48.571	98.1	23.594	100.5	17.964	115.1	1:30.129	8 -	43.366	103.6	22.542	106.5	In	5:36.440 P	
2 -	45.739	95.7	23.052	109.7	16.834	116.7	1:25.625	9 -	Out	86.7	25.131	93.9	18.572	113.0	1:34.904
3 -	42.790	104.0	21.939	110.6	16.481	116.5	1:21.210	10 -	45.493	102.8	22.313	108.1	17.481	117.3	1:25.287
4 -	42.725	103.4	22.039	109.8	16.572	116.7	1:21.336	11 -	42.593	100.5	22.007	110.0	16.326	116.9	1:20.926
5 -	47.481	97.7	23.601	98.0	In		3:09.174 P	12 -	42.557	101.1	21.967	110.6	16.438	116.5	1:20.962
6 -	Out	97.8	22.634	109.5	16.738	116.3	1:27.712	13 -	48.051	85.7	25.356	90.1	In		3:22.623 P
7 -	43.578	98.5	23.349	109.5	16.964	116.5	1:23.891								
5	Sam HANCOCK					Jota									
1 -	47.549	86.3	29.957	64.7	21.419	115.1	1:38.925	8 -	45.518	98.3	23.059	106.9	17.140	114.9	1:25.717
2 -	46.087	86.3	24.288	98.8	17.891	115.1	1:28.266	9 -	42.669	103.4	21.914	109.7	16.669	114.7	1:21.252
3 -	42.809	104.5	21.891	109.7	16.774	115.7	1:21.474	10 -	42.663	102.9	21.995	109.5	16.828	113.4	1:21.486
4 -	42.571	104.0	22.032	110.0	16.802	115.5	1:21.405	11 -	42.897	103.9	22.130	109.3	16.788	114.9	1:21.815
5 -	42.869	103.2	22.080	109.5	16.911	115.3	1:21.860	12 -	48.839	83.4	27.543	60.5	20.132	114.5	1:36.514
6 -	47.639	88.9	24.338	96.0	In		5:16.628 P	13 -	43.081	102.6	22.201	108.9	16.899	114.9	1:22.181
7 -	Out	96.6	23.342	103.6	17.716	113.9	1:30.160								
6	Phil QUAIFE					Jota									
1 -	46.411	100.8	22.497	109.5	17.082	115.5	1:25.990	7 -	44.319	102.8	22.118	109.8	16.786	115.5	1:23.223
2 -	43.645	103.2	22.069	109.7	16.753	116.1	1:22.467	8 -	43.029	103.1	21.887	109.7	16.751	115.9	1:21.667
3 -	42.897	104.4	21.912	110.0	16.727	116.3	1:21.536	9 -	43.246	100.8	22.182	110.6	17.060	115.9	1:22.488
4 -	42.889	103.6	21.946	109.5	16.947	115.1	1:21.782	10 -	46.491	81.4	23.433	110.0	17.012	115.1	1:26.936
5 -	43.027	102.0	21.946	109.3	In		4:26.734 P	11 -	43.370	101.5	22.167	109.7	16.847	115.3	1:22.384
6 -	Out	86.4	24.855	90.8	17.804	114.9	1:35.938								
7	Charles BATEMAN					Team Parker Racing									
1 -	50.434	99.4	22.430	110.4	17.013	118.1	1:29.877	9 -	47.011	100.9	22.679	104.5	17.136	117.7	1:26.826
2 -	43.345	104.7	22.098	109.3	16.976	117.9	1:22.419	10 -	43.015	101.5	21.971	110.4	16.655	117.7	1:21.641
3 -	43.213	103.9	22.069	110.7	16.716	118.1	1:21.998	11 -	42.836	101.4	22.000	110.2	16.723	117.7	1:21.559
4 -	43.347	101.8	22.076	109.7	16.818	118.4	1:22.241	12 -	42.747	101.7	21.988	110.4	16.726	117.7	1:21.461
5 -	43.042	104.9	22.077	110.2	17.077	117.5	1:22.196	13 -	45.496	102.3	22.090	110.0	16.806	117.7	1:24.392
6 -	43.144	101.2	22.089	109.7	16.730	117.9	1:21.963	14 -	43.207	103.2	22.121	109.8	16.806	117.9	1:22.134
7 -	43.320	97.4	22.255	109.3	In		5:42.163 P	15 -	43.168	102.9	22.059	109.8	16.652	117.7	1:21.879
8 -	Out	93.9	30.637	51.0	19.125	113.6	1:42.288								
8	Tim BRIDGMAN					Team Parker Racing									
1 -	44.135	102.0	22.034	109.3	16.808	116.3	1:22.977	8 -	44.315	102.8	22.048	109.3	16.671	116.1	1:23.034
2 -	42.713	106.2	21.871	109.5	16.751	117.3	1:21.335	9 -	42.360	103.6	21.800	109.5	16.633	116.1	1:20.793
3 -	42.699	105.5	21.769	110.0	In		4:24.135 P	10 -	42.477	103.9	21.933	109.8	16.605	116.1	1:21.015
4 -	Out	99.4	24.614	108.6	16.864	115.7	1:26.991	11 -	42.402	101.5	22.347	109.8	16.667	116.1	1:21.416
5 -	43.062	99.3	22.294	109.7	16.678	116.1	1:22.034	12 -	42.521	102.6	21.759	109.8	16.564	116.1	1:20.844
6 -	42.727	104.0	21.946	109.1	In		5:00.504 P	13 -	44.396	98.0	22.709	108.9	16.778	116.1	1:23.883
7 -	Out	98.5	23.077	108.6	17.438	115.1	1:29.818								
15	Nigel RICE					Red Line Racing									
1 -	46.121	100.6	22.931	108.9	17.292	115.9	1:26.344	6 -	Out	94.0	25.935	66.8	18.217	113.7	1:37.331
2 -	45.535	92.1	23.074	107.2	17.310	114.9	1:25.919	7 -	44.770	100.9	22.788	102.9	17.609	115.5	1:25.167
3 -	43.328	104.0	22.306	108.9	16.973	115.5	1:22.607	8 -	43.154	103.2	22.080	109.5	16.682	116.3	1:21.916
4 -	43.250	102.5	22.258	109.5	16.887	115.3	1:22.395	9 -	42.921	103.6	22.123	110.0	16.705	115.3	1:21.749
5 -	44.621	102.0	22.424	107.5	In		10:52.074 P	10 -	43.201	102.6	22.128	109.8	16.750	115.3	1:22.079
31	Fergus CAMPBELL					Red Line Racing									
1 -	51.642	82.1	25.356	104.5	17.698	114.9	1:34.696	6 -	48.287	95.2	23.469	106.4	17.628	114.9	1:29.384
2 -	45.381	102.0	22.586	109.3	17.209	115.5	1:25.176	7 -	45.398	92.3	22.923	108.6	17.241	114.9	1:25.562
3 -	44.462	99.9	22.560	108.2	17.127	115.1	1:24.149	8 -	44.768	102.1	22.631	107.9	17.233	114.7	1:24.632
4 -	48.923	91.8	25.848	80.3	In		6:08.324 P	9 -	44.405	101.5	22.425	108.9	17.021	115.1	1:23.851
5 -	Out	84.8	25.243	100.3	18.728	111.5	1:40.647	10 -	44.639	101.4	22.393	108.8	17.193	114.3	1:24.225
34	Tony GILHAM					ReDesign Racing									
1 -	49.729	94.9	23.307	101.1	17.967	113.6	1:31.003	11 -	44.291	100.8	22.798	102.5	In		3:37.355 P
2 -	45.464	99.9	22.575	108.9	17.102	114.1	1:25.141	12 -	Out	94.8	23.875	106.5	17.956	106.2	1:32.221
3 -	44.631	97.0	22.745	107.7	16.941	113.7	1:24.317	13 -	48.150	101.5	22.675	108.8	17.075	113.9	1:27.900

Rockingham
Circuit Length = 1.9400 miles
Start: 11:10 End: 11:41

Weather / Track : Bright / Dry

Porsche Carrera Cup Great Britain

QUALIFYING - ROUND 3 - SECTOR ANALYSIS

4 -	44.596	100.9	22.460	108.9	17.060	114.1	1:24.116	14 -	43.937	104.9	22.326	109.5	16.869	114.1	1:23.132
5 -	44.572	95.6	22.765	107.9	17.498	113.0	1:24.835	15 -	44.100	102.9	22.352	109.1	17.023	113.6	1:23.475
6 -	45.029	98.1	22.713	108.4	17.113	114.1	1:24.855	16 -	44.007	101.4	22.448	108.8	16.948	114.3	1:23.403
7 -	44.206	102.0	22.423	109.3	16.952	113.4	1:23.581	17 -	44.003	100.2	22.325	109.1	17.123	113.7	1:23.451
8 -	44.134	101.7	22.425	108.4	16.850	114.1	1:23.409	18 -	43.801	102.3	22.566	108.2	17.063	114.3	1:23.430
9 -	44.283	100.5	22.950	107.2	17.369	113.7	1:24.602	19 -	43.785	102.1	22.403	108.8	17.026	114.1	1:23.214
10 -	44.311	101.1	22.647	108.6	17.211	113.6	1:24.169								
44	Michael CAINE		Team Parker Racing												
1 -	49.422	95.2	28.671	99.4	18.008	115.9	1:36.101	7 -	Out	96.0	24.172	103.2	17.756	115.5	1:34.411
2 -	43.240	103.1	21.875	109.1	16.958	115.9	1:22.073	8 -	51.054	41.0	24.723	109.8	17.289	115.3	1:33.066
3 -	44.786	96.1	22.642	109.5	16.946	115.7	1:24.374	9 -	43.224	104.7	23.840	108.9	17.125	115.7	1:24.189
4 -	42.996	104.0	21.869	109.5	16.764	115.7	1:21.629	10 -	42.792	104.2	21.731	109.3	16.633	115.5	1:21.156
5 -	42.797	103.2	21.805	109.7	16.763	115.5	1:21.365	11 -	42.671	104.2	21.770	108.9	16.549	115.5	1:20.990
6 -	42.886	103.4	21.954	108.4	In		5:30.987 P	12 -	42.730	103.1	21.788	109.3	16.623	116.1	1:21.141
45	John STACK		Porsche Motorsport												
1 -	53.824	85.3	26.605	98.0	18.957	112.0	1:39.386	10 -	Out	95.5	23.529	108.9	17.533	114.7	1:27.710
2 -	47.937	95.3	24.105	106.4	18.133	113.7	1:30.175	11 -	45.256	99.4	23.417	108.1	17.735	114.3	1:26.408
3 -	47.178	97.8	23.671	106.5	17.993	113.6	1:28.842	12 -	45.129	99.6	23.698	107.7	17.507	114.7	1:26.334
4 -	46.202	98.1	23.580	106.5	17.882	113.9	1:27.664	13 -	45.265	99.3	23.255	108.1	17.493	115.1	1:26.013
5 -	46.168	98.3	23.545	107.5	17.947	113.9	1:27.660	14 -	44.946	99.7	24.034	108.4	17.433	114.9	1:26.413
6 -	46.400	97.8	25.840	106.0	17.665	114.1	1:29.905	15 -	44.896	99.4	23.196	107.4	17.539	114.7	1:25.631
7 -	45.483	98.3	23.412	107.7	17.485	115.1	1:26.380	16 -	45.167	98.0	23.391	106.7	17.705	114.7	1:26.263
8 -	45.312	98.5	23.701	106.5	17.848	114.7	1:26.861	17 -	45.269	97.5	23.473	107.4	17.483	114.3	1:26.225
9 -	46.040	97.0	23.658	106.9	In		3:12.269 P	18 -	45.099	99.3	23.258	107.9	17.636	114.5	1:25.993
60	Dean SMITH		Porsche Motorsport												
1 -	54.526	96.8	29.472	83.3	17.871	114.1	1:41.869	10 -	42.757	103.9	21.904	109.5	16.808	115.3	1:21.469
2 -	43.408	103.6	22.047	109.1	17.002	115.5	1:22.457	11 -	42.718	102.0	21.822	109.7	16.785	115.3	1:21.325
3 -	42.969	104.5	22.950	109.3	17.069	115.5	1:22.988	12 -	42.584	103.4	22.009	109.7	16.692	115.1	1:21.285
4 -	43.148	103.6	21.864	109.5	17.003	115.7	1:22.015	13 -	42.430	104.7	22.850	108.6	17.367	115.3	1:22.647
5 -	42.865	100.9	21.970	109.1	17.143	115.1	1:21.978	14 -	42.756	102.9	22.157	109.3	16.908	115.1	1:21.821
6 -	43.050	103.1	21.893	109.3	17.099	114.7	1:22.042	15 -	42.876	100.0	22.090	109.3	16.943	115.3	1:21.909
7 -	43.076	102.9	22.120	107.9	In		3:23.102 P	16 -	42.777	101.2	21.911	109.1	16.785	115.7	1:21.473
8 -	Out	88.9	25.127	91.7	19.091	102.0	1:40.020	17 -	42.956	101.8	21.905	109.3	16.964	115.5	1:21.825
9 -	47.401	98.4	22.737	108.1	17.215	115.3	1:27.353	18 -	43.080	102.0	21.925	108.9	16.968	116.1	1:21.973

Porsche Carrera Cup Great Britain
QUALIFYING - ROUND 3 - SPEED TRAPS


SECTOR 1				SECTOR 2			FINISH LINE			
POS	NO	NAME	MPH	NO	NAME	MPH	NO	NAME	MPH	
1	8	Tim BRIDGMAN	106.2	7	Charles BATEMAN	110.7	7	Charles BATEMAN	118.4	
2	7	Charles BATEMAN	104.9	2	Tim HARVEY	110.6	2	Tim HARVEY	117.3	
3	34	Tony GILHAM	104.9	6	Phil QUAIFFE	110.6	8	Tim BRIDGMAN	117.3	
4	44	Michael CAINE	104.7	5	Sam HANCOCK	110.0	6	Phil QUAIFFE	116.3	
5	60	Dean SMITH	104.7	8	Tim BRIDGMAN	110.0	15	Nigel RICE	116.3	
6	5	Sam HANCOCK	104.5	15	Nigel RICE	110.0	44	Michael CAINE	116.1	
7	6	Phil QUAIFFE	104.4	44	Michael CAINE	109.8	60	Dean SMITH	116.1	
8	2	Tim HARVEY	104.0	60	Dean SMITH	109.7	5	Sam HANCOCK	115.7	
9	15	Nigel RICE	104.0	34	Tony GILHAM	109.5	31	Fergus CAMPBELL	115.5	
10	31	Fergus CAMPBELL	102.1	31	Fergus CAMPBELL	109.3	45	John STACK	115.1	
11	45	John STACK	99.7	45	John STACK	108.9	34	Tony GILHAM	114.3	

Porsche Carrera Cup Great Britain

QUALIFYING - ROUND 3 - BEST SECTOR TIMES

SECTOR 1			SECTOR 2			SECTOR 3			IDEAL / BEST COMPARISON						
POS	NO	NAME	TIME	NO	NAME	TIME	NO	NAME	TIME	POS	NO	NAME	IDEAL	BEST	DIFF
1	8	BRIDGMAN	42.360	44	CAINE	21.731	2	HARVEY	16.326	1	8	BRIDGMAN	1:20.683	1:20.793	0.110
2	60	SMITH	42.430	8	BRIDGMAN	21.759	44	CAINE	16.549	2	2	HARVEY	1:20.822	1:20.926	0.104
3	2	HARVEY	42.557	60	SMITH	21.822	8	BRIDGMAN	16.564	3	60	SMITH	1:20.944	1:21.285	0.341
4	5	HANCOCK	42.571	6	QUAIFE	21.887	7	BATEMAN	16.652	4	44	CAINE	1:20.951	1:20.990	0.039
5	44	CAINE	42.671	5	HANCOCK	21.891	5	HANCOCK	16.669	5	5	HANCOCK	1:21.131	1:21.252	0.121
6	7	BATEMAN	42.747	2	HARVEY	21.939	15	RICE	16.682	6	7	BATEMAN	1:21.370	1:21.461	0.091
7	6	QUAIFE	42.889	7	BATEMAN	21.971	60	SMITH	16.692	7	6	QUAIFE	1:21.503	1:21.536	0.033
8	15	RICE	42.921	15	RICE	22.080	6	QUAIFE	16.727	8	15	RICE	1:21.683	1:21.749	0.066
9	34	GILHAM	43.785	34	GILHAM	22.325	34	GILHAM	16.850	9	34	GILHAM	1:22.960	1:23.132	0.172
10	31	CAMPBELL	44.405	31	CAMPBELL	22.393	31	CAMPBELL	17.021	10	31	CAMPBELL	1:23.819	1:23.851	0.032
11	45	STACK	44.896	45	STACK	23.196	45	STACK	17.433	11	45	STACK	1:25.525	1:25.631	0.106
												Perfect Lap		1:20.417	


Porsche Carrera Cup Great Britain
ROUND 3 - GRID

ROW 6	1:23.851 31 Fergus CAMPBELL	1:25.631 45 John STACK
ROW 5	1:21.749 15 Nigel RICE	1:23.132 34 Tony GILHAM
ROW 4	1:21.461 7 Charles BATEMAN	1:21.536 6 Phil QUAIFE
ROW 3	1:21.252 5 Sam HANCOCK	1:21.285 60 Dean SMITH
ROW 2	1:20.926 2 Tim HARVEY	1:20.990 44 Michael CAINE
ROW 1		1:20.793 8 Tim BRIDGMAN
Pole		
		

Rockingham
 Circuit Length = 1.9400 miles

Clerk of Course :		Timekeeper :

Porsche Carrera Cup Great Britain
ROUND 4 - GRID

ROW 6	1:24.149 31 Fergus CAMPBELL	1:25.993 45 John STACK
ROW 5	1:21.916 15 Nigel RICE	1:23.214 34 Tony GILHAM
ROW 4	1:21.559 7 Charles BATEMAN	1:21.667 6 Phil QUAIFE
ROW 3	1:21.325 60 Dean SMITH	1:21.405 5 Sam HANCOCK
ROW 2	1:20.962 2 Tim HARVEY	1:21.141 44 Michael CAINE
ROW 1		1:20.844 8 Tim BRIDGMAN
Pole		
		

Rockingham
 Circuit Length = 1.9400 miles

Clerk of Course :		Timekeeper :

Porsche Carrera Cup Great Britain

ROUND 3 - CLASSIFICATION

POS	NO	CL	NAME	NAT	ENTRY	LAPS	TIME	GAP	DIFF	MPH	BEST	ON
1	8	P	Tim BRIDGMAN	GBR	Team Parker Racing	17	23:21.340			84.72	1:21.507	4
2	2	P	Tim HARVEY	GBR	Red Line Racing	17	23:26.741	5.401	5.401	84.39	1:21.711	4
3	44	P	Michael CAINE	GBR	Team Parker Racing	17	23:28.592	7.252	1.851	84.28	1:21.940	6
4	60	P	Dean SMITH	GBR	Porsche Motorsport	17	23:29.329	7.989	0.737	84.24	1:22.010	8
5	5	P	Sam HANCOCK	GBR	Jota	17	23:41.744	20.404	12.415	83.50	1:22.288	4
6	7	P	Charles BATEMAN	GBR	Team Parker Racing	17	23:45.648	24.308	3.904	83.27	1:22.279	10
7	34	A1	Tony GILHAM	GBR	ReDesign Racing	17	24:04.544	43.204	18.896	82.18	1:23.526	5
8	15	A1	Nigel RICE	GBR	Red Line Racing	17	24:04.893	43.553	0.349	82.17	1:22.796	6
9	31	A1	Fergus CAMPBELL	GBR	Red Line Racing	17	24:08.247	46.907	3.354	81.97	1:24.073	4
10	45	A2	John STACK	GBR	Porsche Motorsport	16	23:50.546	1 lap	1 lap	78.11	1:25.927	2
NOT CLASSIFIED												
DNS	6	P	Phil QUAIFE	GBR	Jota	0						
FASTEST LAP												
8	P	Tim BRIDGMAN	GBR	Team Parker Racing	4	1:21.507	85.68 mph	137.89 kph				
15	A1	Nigel RICE	GBR	Red Line Racing	6	1:22.796	84.35 mph	135.75 kph				
45	A2	John STACK	GBR	Porsche Motorsport	2	1:25.927	81.27 mph	130.80 kph				

Weather / Track : Bright / Dry

These results are provisional until the conclusion of any judicial and technical matters.

Rockingham
Circuit Length = 1.9400 miles
Start: 10:08 End: 10:32

Clerk of Course :	Timekeeper :
-------------------	--------------

Porsche Carrera Cup Great Britain

ROUND 3 - SECTOR ANALYSIS

2	Tim HARVEY				Red Line Racing										
1 -	46.587	102.5	22.175	110.4	16.702	116.1	1:25.464	10 -	43.275	103.2	22.307	110.4	16.912	116.1	1:22.494
2 -	43.208	103.2	22.068	110.2	16.628	116.5	1:21.904	11 -	43.468	102.9	22.478	109.7	16.922	115.7	1:22.868
3 -	42.987	102.0	22.121	110.2	16.726	116.5	1:21.834	12 -	43.545	102.6	22.350	110.6	16.761	116.1	1:22.656
4 -	42.689	102.3	22.354	110.0	16.668	115.9	1:21.711	13 -	43.642	101.7	22.392	110.0	16.827	115.9	1:22.861
5 -	43.127	103.4	22.156	110.0	16.709	116.1	1:21.992	14 -	43.496	101.7	22.445	110.2	16.900	116.3	1:22.841
6 -	42.979	101.4	22.190	110.6	16.634	116.3	1:21.803	15 -	44.024	102.3	22.451	110.0	16.903	115.9	1:23.378
7 -	43.231	102.8	22.218	109.8	16.634	116.1	1:22.083	16 -	43.747	102.6	22.568	110.4	17.040	114.1	1:23.355
8 -	43.161	103.9	22.396	109.5	16.774	116.7	1:22.331	17 -	43.323	101.5	22.510	110.4	16.770	116.1	1:22.603
9 -	43.171	103.9	22.184	110.2	16.809	116.3	1:22.164								
5	Sam HANCOCK				Jota										
1 -	47.565	99.6	22.384	109.7	17.094	114.7	1:27.043	10 -	43.346	102.6	22.272	108.8	17.113	114.1	1:22.731
2 -	43.264	103.9	22.235	109.7	17.063	115.3	1:22.562	11 -	43.250	100.0	22.457	109.3	17.075	114.5	1:22.782
3 -	42.982	102.9	22.477	107.9	17.189	114.1	1:22.648	12 -	43.985	101.4	22.564	108.1	17.302	113.9	1:23.851
4 -	43.102	101.7	22.301	109.8	16.885	114.7	1:22.288	13 -	43.351	101.5	22.286	109.1	17.141	114.5	1:22.778
5 -	43.145	102.1	22.293	108.9	17.097	114.5	1:22.535	14 -	43.734	102.1	22.485	108.8	17.335	114.1	1:23.554
6 -	43.364	103.1	22.346	109.3	17.246	113.9	1:22.956	15 -	43.631	101.8	22.804	108.4	17.310	114.1	1:23.745
7 -	46.743	102.8	22.352	108.9	17.107	114.1	1:26.202	16 -	43.889	102.0	22.471	109.1	17.355	114.7	1:23.715
8 -	43.171	103.7	22.287	108.9	17.010	114.5	1:22.468	17 -	43.905	99.3	22.656	108.9	17.293	114.3	1:23.854
9 -	43.168	102.3	22.355	108.9	16.998	114.1	1:22.521								
7	Charles BATEMAN				Team Parker Racing										
1 -	46.758	99.6	22.347	110.2	16.938	117.5	1:26.043	10 -	43.217	102.8	22.179	110.0	16.883	117.3	1:22.279
2 -	43.484	103.4	22.268	110.9	17.040	117.5	1:22.792	11 -	43.079	100.2	22.253	110.0	17.081	117.7	1:22.413
3 -	43.836	100.9	22.253	109.8	17.382	117.3	1:23.471	12 -	44.032	97.8	22.502	109.7	17.167	117.3	1:23.701
4 -	43.176	104.2	22.229	110.9	16.925	117.7	1:22.330	13 -	43.726	100.2	22.352	110.0	21.608	117.1	1:27.686
5 -	43.261	102.8	22.228	109.8	16.973	117.9	1:22.462	14 -	43.138	103.7	22.268	110.4	18.063	117.1	1:23.469
6 -	43.300	104.2	22.351	110.0	16.999	117.1	1:22.650	15 -	43.683	102.5	22.371	108.6	16.890	117.5	1:22.944
7 -	47.553	101.4	22.424	109.7	16.873	117.5	1:26.850	16 -	43.339	101.4	22.462	110.6	17.443	117.5	1:23.244
8 -	43.473	104.2	22.402	109.8	16.814	117.7	1:22.689	17 -	43.887	101.2	22.263	110.2	17.882	117.5	1:24.032
9 -	43.781	102.3	22.161	109.8	16.776	117.7	1:22.718								
8	Tim BRIDGMAN				Team Parker Racing										
1 -	46.367	103.7	22.196	107.5	16.862	115.7	1:25.425	10 -	43.281	103.4	22.031	109.8	16.915	115.7	1:22.227
2 -	42.930	102.6	22.002	109.1	16.992	114.7	1:21.924	11 -	43.137	102.1	22.075	109.5	16.856	115.9	1:22.068
3 -	42.809	103.4	21.983	109.3	16.825	115.9	1:21.617	12 -	43.180	103.2	22.387	108.6	17.114	114.5	1:22.681
4 -	42.568	103.6	21.980	109.8	16.959	115.3	1:21.507	13 -	43.323	102.3	22.221	109.3	17.001	115.5	1:22.545
5 -	42.812	103.2	21.881	109.7	16.912	115.3	1:21.605	14 -	43.189	102.5	22.206	109.5	16.982	115.5	1:22.377
6 -	42.802	104.2	22.037	109.5	16.928	115.5	1:21.767	15 -	43.252	102.6	22.442	106.4	17.009	115.9	1:22.703
7 -	42.957	103.2	22.063	109.3	16.772	116.3	1:21.792	16 -	43.313	101.2	22.222	109.5	16.986	115.7	1:22.521
8 -	42.744	103.7	22.028	109.3	16.841	115.5	1:21.613	17 -	43.512	100.9	22.297	109.8	17.146	115.1	1:22.955
9 -	42.955	103.2	22.160	109.3	16.840	116.1	1:21.955								
15	Nigel RICE				Red Line Racing										
1 -	47.134	100.3	22.627	108.8	16.852	114.7	1:26.613	10 -	44.135	100.6	22.449	109.3	17.055	114.7	1:23.639
2 -	43.905	96.4	22.258	109.7	16.860	115.1	1:23.023	11 -	43.953	102.0	22.766	108.9	17.095	115.1	1:23.814
3 -	43.962	101.4	22.844	109.5	17.073	113.9	1:23.879	12 -	43.783	100.9	22.726	108.8	17.103	114.7	1:23.612
4 -	43.821	100.8	22.447	109.3	ln		1:39.250 P	13 -	43.748	101.4	22.421	109.8	17.336	115.3	1:23.505
5 -	Out	103.4	22.386	109.5	16.947	114.9	1:22.491	14 -	44.038	100.8	22.698	108.8	17.038	114.3	1:23.774
6 -	43.436	102.5	22.361	109.8	16.999	113.7	1:22.796	15 -	43.938	101.1	22.529	109.7	16.942	115.3	1:23.409
7 -	45.326	101.7	22.364	109.7	17.048	114.9	1:24.738	16 -	44.187	100.2	23.098	108.6	17.205	114.5	1:24.490
8 -	43.771	102.9	22.542	109.5	16.982	115.1	1:23.295	17 -	44.465	100.3	22.869	110.0	17.626	113.4	1:24.960
9 -	43.808	101.2	22.443	109.8	17.079	114.9	1:23.330								
31	Fergus CAMPBELL				Red Line Racing										
1 -	47.093	100.9	22.877	107.0	17.306	114.3	1:27.276	10 -	45.103	99.6	22.771	109.7	17.412	114.3	1:25.286
2 -	44.465	100.3	22.683	107.9	16.942	114.7	1:24.090	11 -	44.644	100.5	22.776	108.1	17.273	114.1	1:24.693
3 -	44.728	100.6	22.661	108.4	17.382	114.5	1:24.771	12 -	44.645	100.6	22.654	107.7	17.372	114.5	1:24.671
4 -	44.204	101.2	22.585	109.5	17.284	114.5	1:24.073	13 -	44.423	99.7	22.781	108.1	17.411	113.7	1:24.615
5 -	44.408	98.8	22.733	109.5	17.046	114.7	1:24.187	14 -	45.042	100.3	23.004	107.7	17.468	114.1	1:25.514
6 -	44.322	98.3	22.532	108.1	17.390	114.1	1:24.244	15 -	44.413	101.2	22.752	108.4	17.389	113.9	1:24.554
7 -	44.765	100.2	22.688	108.2	17.436	113.6	1:24.889	16 -	44.850	99.4	22.891	107.7	17.405	113.6	1:25.146
8 -	44.690	100.9	22.587	108.2	17.358	114.5	1:24.635	17 -	44.925	99.1	22.923	109.1	17.386	114.3	1:25.234

Rockingham
Circuit Length = 1.9400 miles
Start: 10:08 End: 10:32

Weather / Track : Bright / Dry

Porsche Carrera Cup Great Britain
ROUND 3 - SECTOR ANALYSIS

9 -	44.653	98.5	22.812	108.8	17.471	114.7	1:24.936								
34	Tony GILHAM						ReDesign Racing								
1 -	47.227	97.7	22.763	108.4	17.236	114.1	1:27.226	10 -	45.047	99.7	22.877	108.2	17.152	113.4	1:25.076
2 -	44.404	99.6	22.654	107.5	17.060	113.0	1:24.118	11 -	44.418	98.3	22.855	108.9	17.487	113.4	1:24.760
3 -	44.455	96.6	22.762	109.1	17.240	112.2	1:24.457	12 -	45.119	97.8	22.707	109.7	17.371	113.0	1:25.197
4 -	44.088	101.4	22.561	109.1	17.457	112.8	1:24.106	13 -	44.850	99.1	22.759	108.6	17.336	113.6	1:24.945
5 -	43.752	102.3	22.550	108.9	17.224	112.8	1:23.526	14 -	44.588	98.5	22.941	108.9	17.442	112.8	1:24.971
6 -	43.881	101.7	22.552	108.4	17.204	113.6	1:23.637	15 -	44.680	98.1	22.830	108.6	17.206	113.7	1:24.716
7 -	43.965	97.0	22.608	109.1	17.341	113.4	1:23.914	16 -	45.321	99.9	22.862	109.5	17.336	113.6	1:25.519
8 -	44.010	99.0	22.738	108.8	17.275	113.6	1:24.023	17 -	44.616	98.3	22.857	109.7	17.496	113.6	1:24.969
9 -	44.272	96.6	22.963	108.2	17.318	113.0	1:24.553								
44	Michael CAINE						Team Parker Racing								
1 -	46.966	101.2	22.304	110.0	17.077	115.3	1:26.347	10 -	43.647	102.1	22.218	109.3	16.992	115.5	1:22.857
2 -	43.692	101.2	22.114	109.5	16.813	115.3	1:22.619	11 -	43.240	102.3	22.331	109.3	16.921	116.1	1:22.492
3 -	43.162	101.2	22.038	110.0	16.821	115.5	1:22.021	12 -	43.350	100.2	22.286	110.2	16.971	114.9	1:22.607
4 -	43.237	102.6	22.146	109.8	16.716	114.9	1:22.099	13 -	43.514	102.6	22.374	109.5	16.960	114.7	1:22.848
5 -	43.063	102.1	22.115	108.9	16.789	114.9	1:21.967	14 -	43.437	101.4	22.231	110.0	16.909	115.5	1:22.577
6 -	43.019	102.6	22.146	109.5	16.775	115.5	1:21.940	15 -	43.487	101.7	22.248	109.8	16.874	115.7	1:22.609
7 -	43.055	100.8	22.200	109.3	16.806	115.5	1:22.061	16 -	43.460	102.3	22.349	109.3	16.922	115.7	1:22.731
8 -	43.320	100.5	22.269	109.7	16.952	115.5	1:22.541	17 -	43.811	101.5	22.354	109.8	16.978	114.7	1:23.143
9 -	43.310	101.7	22.209	109.8	16.867	115.3	1:22.386								
45	John STACK						Porsche Motorsport								
1 -	47.464	96.7	23.407	107.7	17.480	113.4	1:28.351	9 -	45.327	99.7	23.239	107.9	17.746	113.6	1:26.312
2 -	44.983	98.7	23.359	108.1	17.585	113.7	1:25.927	10 -	45.265	100.5	23.370	107.2	17.827	113.7	1:26.462
3 -	45.187	100.6	23.238	108.2	17.893	112.6	1:26.318	11 -	45.088	97.5	23.889	81.9	18.143	113.4	1:27.120
4 -	45.576	98.8	23.558	104.4	In		1:57.249 P	12 -	47.005	95.5	25.047	78.6	17.964	113.6	1:30.016
5 -	Out	98.5	23.528	107.5	17.726	113.4	1:26.346	13 -	45.840	96.3	23.733	107.2	18.014	113.7	1:27.587
6 -	45.440	100.0	23.451	107.9	17.615	113.6	1:26.506	14 -	45.794	96.1	24.747	107.5	17.987	113.9	1:28.528
7 -	45.460	100.0	23.364	107.2	17.903	113.6	1:26.727	15 -	45.682	95.1	24.081	108.1	17.794	113.0	1:27.557
8 -	45.091	99.7	23.392	108.2	17.817	113.6	1:26.300	16 -	46.014	95.6	23.641	107.7	17.796	113.0	1:27.451
60	Dean SMITH						Porsche Motorsport								
1 -	46.738	102.3	22.275	110.0	17.045	115.3	1:26.058	10 -	43.249	103.1	22.142	110.2	17.207	114.9	1:22.598
2 -	43.621	102.6	22.289	109.7	16.954	115.3	1:22.864	11 -	43.312	101.5	22.129	109.8	16.982	115.3	1:22.423
3 -	43.098	101.8	22.167	110.0	16.965	114.9	1:22.230	12 -	43.309	100.0	22.342	109.7	17.172	115.1	1:22.823
4 -	42.894	102.5	22.229	110.0	16.984	114.7	1:22.107	13 -	43.382	99.9	22.429	108.9	17.348	112.6	1:23.159
5 -	43.059	100.5	22.211	109.8	16.996	114.9	1:22.266	14 -	43.371	102.8	22.339	109.7	17.020	115.1	1:22.730
6 -	43.109	103.2	22.114	109.7	16.963	115.5	1:22.186	15 -	43.353	102.3	22.284	109.5	17.126	115.3	1:22.763
7 -	42.929	104.0	22.259	109.5	17.014	115.5	1:22.202	16 -	43.262	101.1	22.324	110.0	17.001	115.3	1:22.587
8 -	42.962	102.1	22.076	109.8	16.972	115.5	1:22.010	17 -	43.441	101.5	22.254	109.8	16.934	115.3	1:22.629
9 -	43.103	100.0	22.263	110.2	16.947	115.5	1:22.313								

Porsche Carrera Cup Great Britain
ROUND 3 - SPEED TRAPS

SECTOR 1				SECTOR 2			FINISH LINE		
POS	NO	NAME	MPH	NO	NAME	MPH	NO	NAME	MPH
1	7	Charles BATEMAN	104.2	7	Charles BATEMAN	110.9	7	Charles BATEMAN	117.9
2	8	Tim BRIDGMAN	104.2	2	Tim HARVEY	110.6	2	Tim HARVEY	116.7
3	60	Dean SMITH	104.0	44	Michael CAINE	110.2	8	Tim BRIDGMAN	116.3
4	2	Tim HARVEY	103.9	60	Dean SMITH	110.2	44	Michael CAINE	116.1
5	5	Sam HANCOCK	103.9	15	Nigel RICE	110.0	60	Dean SMITH	115.5
6	15	Nigel RICE	103.4	5	Sam HANCOCK	109.8	5	Sam HANCOCK	115.3
7	44	Michael CAINE	102.6	8	Tim BRIDGMAN	109.8	15	Nigel RICE	115.3
8	34	Tony GILHAM	102.3	31	Fergus CAMPBELL	109.7	31	Fergus CAMPBELL	114.7
9	31	Fergus CAMPBELL	101.2	34	Tony GILHAM	109.7	34	Tony GILHAM	114.1
10	45	John STACK	100.6	45	John STACK	108.2	45	John STACK	113.9

Porsche Carrera Cup Great Britain

ROUND 3 - BEST SECTOR TIMES

SECTOR 1			SECTOR 2			SECTOR 3			IDEAL / BEST COMPARISON								
POS	NO	NAME	TIME	NO	NAME	TIME	NO	NAME	TIME	POS	NO	NAME	IDEAL	BEST	DIFF		
1	8	BRIDGMAN	42.568	8	BRIDGMAN	21.881	2	HARVEY	16.628	1	8	BRIDGMAN	1:21.221	1:21.507	0.286		
2	2	HARVEY	42.689	44	CAINE	22.038	44	CAINE	16.716	2	2	HARVEY	1:21.385	1:21.711	0.326		
3	60	SMITH	42.894	2	HARVEY	22.068	8	BRIDGMAN	16.772	3	44	CAINE	1:21.773	1:21.940	0.167		
4	5	HANCOCK	42.982	60	SMITH	22.076	7	BATEMAN	16.776	4	60	SMITH	1:21.904	1:22.010	0.106		
5	44	CAINE	43.019	7	BATEMAN	22.161	15	RICE	16.852	5	7	BATEMAN	1:22.016	1:22.279	0.263		
6	7	BATEMAN	43.079	5	HANCOCK	22.235	5	HANCOCK	16.885	6	5	HANCOCK	1:22.102	1:22.288	0.186		
7	15	RICE	43.436	15	RICE	22.258	60	SMITH	16.934	7	15	RICE	1:22.546	1:22.796	0.250		
8	34	GILHAM	43.752	31	CAMPBELL	22.532	31	CAMPBELL	16.942	8	34	GILHAM	1:23.362	1:23.526	0.164		
9	31	CAMPBELL	44.204	34	GILHAM	22.550	34	GILHAM	17.060	9	31	CAMPBELL	1:23.678	1:24.073	0.395		
10	45	STACK	44.983	45	STACK	23.238	45	STACK	17.480	10	45	STACK	1:25.701	1:25.927	0.226		
												Perfect Lap		1:21.077			

Porsche Carrera Cup Great Britain
ROUND 3 - LAP CHART

Lap 1			Lap 2			Lap 3			Lap 4			Lap 5		
No	Behind	Laptime	No	Behind	Laptime	No	Behind	Laptime	No	Behind	Laptime	No	Behind	Laptime
8		1:25.425	8		1:21.924	8		1:21.617	8		1:21.507	8		1:21.605
2	0.380	1:25.464	2	0.360	1:21.904	2	0.577	1:21.834	2	0.781	1:21.711	2	1.168	1:21.992
44	1.611	1:26.347	44	2.306	1:22.619	44	2.710	1:22.021	44	3.302	1:22.099	44	3.664	1:21.967
60	1.956	1:26.058	60	2.896	1:22.864	60	3.509	1:22.230	60	4.109	1:22.107	60	4.770	1:22.266
7	2.435	1:26.043	7	3.303	1:22.792	5	4.740	1:22.648	5	5.521	1:22.288	5	6.451	1:22.535
5	3.071	1:27.043	5	3.709	1:22.562	7	5.157	1:23.471	7	5.980	1:22.330	7	6.837	1:22.462
15	3.405	1:26.613	15	4.504	1:23.023	15	6.766	1:23.879	34	12.207	1:24.106	34	14.128	1:23.526
34	4.574	1:27.226	34	6.768	1:24.118	34	9.608	1:24.457	31	13.112	1:24.073	31	15.694	1:24.187
31	5.226	1:27.276	31	7.392	1:24.090	31	10.546	1:24.771	15	24.509	1:39.250	15	25.395	1:22.491
45	6.657	1:28.351	45	10.660	1:25.927	45	15.361	1:26.318	45	51.103	1:57.249	45	55.844	1:26.346

Porsche Carrera Cup Great Britain
ROUND 3 - LAP CHART

Lap 6			Lap 7			Lap 8			Lap 9			Lap 10		
No	Behind	Laptime	No	Behind	Laptime	No	Behind	Laptime	No	Behind	Laptime	No	Behind	Laptime
8		1:21.767	8		1:21.792	8		1:21.613	8		1:21.955	8		1:22.227
2	1.204	1:21.803	2	1.495	1:22.083	2	2.213	1:22.331	2	2.422	1:22.164	2	2.689	1:22.494
44	3.837	1:21.940	44	4.106	1:22.061	44	5.034	1:22.541	44	5.465	1:22.386	44	6.095	1:22.857
60	5.189	1:22.186	60	5.599	1:22.202	60	5.996	1:22.010	60	6.354	1:22.313	60	6.725	1:22.598
5	7.640	1:22.956	5	12.050	1:26.202	5	12.905	1:22.468	5	13.471	1:22.521	5	13.975	1:22.731
7	7.720	1:22.650	7	12.778	1:26.850	7	13.854	1:22.689	7	14.617	1:22.718	7	14.669	1:22.279
34	15.998	1:23.637	34	18.120	1:23.914	34	20.530	1:24.023	34	23.128	1:24.553	34	25.977	1:25.076
31	18.171	1:24.244	31	21.268	1:24.889	31	24.290	1:24.635	31	27.271	1:24.936	31	30.330	1:25.286
15	26.424	1:22.796	15	29.370	1:24.738	15	31.052	1:23.295	15	32.427	1:23.330	15	33.839	1:23.639
45	1:00.583	1:26.506	45	1:05.518	1:26.727	45	1:10.205	1:26.300	45	1:14.562	1:26.312	45	1:18.797	1:26.462

Porsche Carrera Cup Great Britain
ROUND 3 - LAP CHART

Lap 11			Lap 12			Lap 13			Lap 14			Lap 15		
No	Behind	Laptime	No	Behind	Laptime	No	Behind	Laptime	No	Behind	Laptime	No	Behind	Laptime
8		1:22.068	8		1:22.681	8		1:22.545	8		1:22.377	8		1:22.703
2	3.489	1:22.868	45	1 LAP	1:27.120	2	3.780	1:22.861	2	4.244	1:22.841	2	4.919	1:23.378
44	6.519	1:22.492	2	3.464	1:22.656	44	6.748	1:22.848	44	6.948	1:22.577	44	6.854	1:22.609
60	7.080	1:22.423	44	6.445	1:22.607	60	7.836	1:23.159	60	8.189	1:22.730	60	8.249	1:22.763
5	14.689	1:22.782	60	7.222	1:22.823	45	1 LAP	1:30.016	45	1 LAP	1:27.587	5	18.311	1:23.745
7	15.014	1:22.413	5	15.859	1:23.851	5	16.092	1:22.778	5	17.269	1:23.554	45	1 LAP	1:28.528
34	28.669	1:24.760	7	16.034	1:23.701	7	21.175	1:27.686	7	22.267	1:23.469	7	22.508	1:22.944
31	32.955	1:24.693	34	31.185	1:25.197	34	33.585	1:24.945	34	36.179	1:24.971	34	38.192	1:24.716
15	35.585	1:23.814	31	34.945	1:24.671	31	37.015	1:24.615	15	38.873	1:23.774	15	39.579	1:23.409
			15	36.516	1:23.612	15	37.476	1:23.505	31	40.152	1:25.514	31	42.003	1:24.554

Porsche Carrera Cup Great Britain

ROUND 3 - LAP CHART

Lap 16			Lap 17		
No	Behind	Laptime	No	Behind	Laptime
8		1:22.521	8		1:22.955
2	5.753	1:23.355	2	5.401	1:22.603
44	7.064	1:22.731	44	7.252	1:23.143
60	8.315	1:22.587	60	7.989	1:22.629
5	19.505	1:23.715	5	20.404	1:23.854
7	23.231	1:23.244	7	24.308	1:24.032
45	1 LAP	1:27.557	45	1 LAP	1:27.451
34	41.190	1:25.519	34	43.204	1:24.969
15	41.548	1:24.490	15	43.553	1:24.960
31	44.628	1:25.146	31	46.907	1:25.234

Porsche Carrera Cup Great Britain

ROUND 3 - POSITION CHART

No	Name	Laps Pos	1	2	3	4	5	6	7	8	9	10	11	12	13	14	15	16	17
			8	BRIDGMAN	1	8	8	8	8	8	8	8	8	8	8	8	8	8	8
2	HARVEY	2	2	2	2	2	2	2	2	2	2	2	2	2	2	2	2	2	2
44	CAINE	3	44	44	44	44	44	44	44	44	44	44	44	44	44	44	44	44	44
60	SMITH	4	60	60	60	60	60	60	60	60	60	60	60	60	60	60	60	60	60
7	BATEMAN	5	7	7	5	5	5	5	5	5	5	5	5	5	5	5	5	5	5
5	HANCOCK	6	5	5	7	7	7	7	7	7	7	7	7	7	7	7	7	7	7
15	RICE	7	15	15	15	34	34	34	34	34	34	34	34	34	34	34	34	34	34
34	GILHAM	8	34	34	34	31	31	31	31	31	31	31	31	31	31	15	15	15	15
31	CAMPBELL	9	31	31	31	15	15	15	15	15	15	15	15	15	15	31	31	31	31
45	STACK	10	45	45	45	45	45	45	45	45	45	45	45	45	45	45	45	45	45

Porsche Carrera Cup Great Britain

ROUND 4 - CLASSIFICATION

POS	NO	CL	NAME	NAT	ENTRY	LAPS	TIME	GAP	DIFF	MPH	BEST	ON
1	8	P	Tim BRIDGMAN	GBR	Team Parker Racing	19	26:10.039			84.51	1:21.852	8
2	2	P	Tim HARVEY	GBR	Red Line Racing	19	26:16.727	6.688	6.688	84.15	1:21.824	7
3	44	P	Michael CAINE	GBR	Team Parker Racing	19	26:22.867	12.828	6.140	83.83	1:22.191	5
4	5	P	Sam HANCOCK	GBR	Jota	19	26:24.902	14.863	2.035	83.72	1:22.127	10
5	6	P	Phil QUAIFFE	GBR	Jota	19	26:26.168	16.129	1.266	83.65	1:22.215	3
6	60	P	Dean SMITH	GBR	Porsche Motorsport	19	26:26.747	16.708	0.579	83.62	1:21.740	6
7	15	A1	Nigel RICE	GBR	Red Line Racing	19	26:36.660	26.621	9.913	83.10	1:22.978	5
8	7	P	Charles BATEMAN	GBR	Team Parker Racing	19	26:38.568	28.529	1.908	83.00	1:22.279	8
9	34	A1	Tony GILHAM	GBR	ReDesign Racing	19	27:07.806	57.767	29.238	81.51	1:24.030	8
10	45	A2	John STACK	GBR	Porsche Motorsport	19	27:34.726	1:24.687	26.920	80.19	1:25.542	4
NOT CLASSIFIED												
DNF	31	A1	Fergus CAMPBELL	GBR	Red Line Racing	1	3:07.587	18 laps	18 laps	37.23	1:29.509	1
FASTEST LAP												
60	P	Dean SMITH	GBR	Porsche Motorsport	6	1:21.740	85.44 mph	137.50 kph				
15	A1	Nigel RICE	GBR	Red Line Racing	5	1:22.978	84.16 mph	135.45 kph				
45	A2	John STACK	GBR	Porsche Motorsport	4	1:25.542	81.64 mph	131.39 kph				

Weather / Track : Cloudy / Dry

These results are provisional until the conclusion of any judicial and technical matters.

Rockingham
Circuit Length = 1.9400 miles
Start: 14:52 End: 15:20

Clerk of Course :	Timekeeper :
-------------------	--------------

Porsche Carrera Cup Great Britain
ROUND 4 - SECTOR ANALYSIS

2	Tim HARVEY				Red Line Racing										
1 -	47.179	100.6	22.670	107.9	16.819	116.1	1:26.668	11 -	43.609	102.9	22.304	109.7	16.735	116.9	1:22.648
2 -	43.444	101.2	22.350	109.3	16.871	115.9	1:22.665	12 -	43.219	102.5	22.388	109.5	16.748	116.9	1:22.355
3 -	43.301	102.1	22.159	109.5	16.643	116.7	1:22.103	13 -	43.493	102.1	22.461	109.5	16.724	116.7	1:22.678
4 -	43.224	102.9	22.177	109.5	16.669	116.7	1:22.070	14 -	43.757	103.9	22.419	109.7	16.705	116.7	1:22.881
5 -	43.130	102.6	22.276	109.5	16.693	116.7	1:22.099	15 -	43.709	102.0	22.516	109.8	16.878	116.5	1:23.103
6 -	43.036	102.5	22.284	109.3	16.639	116.9	1:21.959	16 -	43.785	102.1	22.427	109.7	16.918	116.7	1:23.130
7 -	43.046	102.9	22.132	109.3	16.646	116.7	1:21.824	17 -	43.781	101.7	22.688	108.8	16.929	115.9	1:23.398
8 -	43.055	102.0	22.311	109.5	16.768	116.5	1:22.134	18 -	44.124	101.4	22.502	109.5	16.851	116.5	1:23.477
9 -	43.189	103.1	22.369	109.5	16.701	116.9	1:22.259	19 -	44.339	99.0	22.837	108.8	17.168	110.2	1:24.344
10 -	43.152	103.2	22.303	109.5	16.724	116.9	1:22.179								
5	Sam HANCOCK				Jota										
1 -	47.118	102.1	22.478	108.2	16.869	114.7	1:26.465	11 -	43.144	102.8	22.384	108.9	17.150	114.7	1:22.678
2 -	43.081	102.5	22.143	108.6	17.006	114.1	1:22.230	12 -	43.200	96.8	22.623	107.9	17.057	114.9	1:22.880
3 -	43.272	103.6	22.361	108.1	16.959	114.3	1:22.592	13 -	43.377	100.2	22.786	108.6	17.087	114.5	1:23.250
4 -	43.320	103.1	22.410	108.6	16.982	114.7	1:22.712	14 -	43.434	103.4	22.319	108.6	16.938	114.9	1:22.691
5 -	42.906	103.6	22.365	108.9	16.870	114.5	1:22.141	15 -	43.392	101.7	22.540	108.2	17.562	113.9	1:23.494
6 -	43.069	102.9	22.555	108.9	17.455	114.3	1:23.079	16 -	44.225	99.1	22.846	108.6	18.887	114.1	1:25.958
7 -	43.507	101.1	22.566	108.4	17.083	114.5	1:23.156	17 -	43.933	99.6	22.575	108.1	16.949	114.9	1:23.457
8 -	43.282	103.1	22.253	108.8	16.955	114.7	1:22.490	18 -	43.736	102.9	22.544	107.9	17.031	114.5	1:23.311
9 -	43.059	103.6	22.485	108.6	17.298	114.7	1:22.842	19 -	43.633	101.8	22.644	107.2	17.161	114.5	1:23.438
10 -	42.958	103.6	22.310	108.4	16.859	114.7	1:22.127								
6	Phil QUAIFE				Jota										
1 -	47.038	98.7	22.980	107.7	17.112	113.9	1:27.130	11 -	43.705	102.1	22.560	109.1	17.079	115.3	1:23.344
2 -	43.357	103.2	22.377	108.9	16.898	115.5	1:22.632	12 -	43.524	102.0	22.478	108.6	17.049	115.3	1:23.051
3 -	43.168	101.7	22.305	109.5	16.742	115.3	1:22.215	13 -	43.544	102.6	22.657	108.9	17.165	115.3	1:23.366
4 -	43.259	98.3	22.290	109.7	16.881	115.3	1:22.430	14 -	43.553	100.0	22.489	109.5	17.048	115.3	1:23.090
5 -	43.164	100.3	22.429	109.3	16.930	114.5	1:22.523	15 -	43.531	102.5	22.373	109.5	17.127	114.9	1:23.031
6 -	43.087	102.0	22.461	109.5	16.962	115.5	1:22.510	16 -	43.791	101.4	22.639	108.4	17.070	115.3	1:23.500
7 -	43.367	102.8	22.504	109.5	17.157	115.7	1:23.028	17 -	43.588	102.6	22.567	109.5	17.091	115.3	1:23.246
8 -	43.650	102.0	22.458	109.1	17.169	115.3	1:23.277	18 -	43.937	102.0	22.598	108.9	17.116	114.9	1:23.651
9 -	43.463	101.5	22.497	108.8	17.046	115.1	1:23.006	19 -	43.807	100.2	22.715	108.4	17.086	115.5	1:23.608
10 -	43.396	102.9	22.472	108.2	16.970	115.3	1:22.838								
7	Charles BATEMAN				Team Parker Racing										
1 -	1:07.915	96.4	22.686	108.1	17.273	117.5	1:47.874	11 -	43.546	101.4	22.413	109.1	16.924	117.3	1:22.883
2 -	43.815	100.3	22.265	108.9	16.832	118.1	1:22.912	12 -	43.331	103.1	22.372	109.7	16.825	117.5	1:22.528
3 -	43.371	101.5	22.266	109.7	16.700	118.1	1:22.337	13 -	43.312	102.8	22.440	109.1	16.772	117.9	1:22.524
4 -	43.100	102.6	22.325	109.7	16.875	117.7	1:22.300	14 -	43.080	99.0	22.402	108.9	16.867	117.7	1:22.349
5 -	43.109	104.7	22.570	108.8	17.043	117.9	1:22.722	15 -	43.371	101.7	22.299	109.3	16.918	117.1	1:22.588
6 -	43.272	101.2	22.327	109.3	16.853	118.1	1:22.452	16 -	43.312	101.4	22.344	109.3	16.865	117.7	1:22.521
7 -	43.279	102.6	22.554	108.9	16.848	117.7	1:22.681	17 -	43.309	102.1	22.342	109.7	16.896	117.9	1:22.547
8 -	43.207	100.6	22.277	109.3	16.795	117.7	1:22.279	18 -	43.591	100.5	22.526	108.9	16.888	117.9	1:23.005
9 -	43.217	102.6	22.576	106.5	16.836	117.5	1:22.629	19 -	43.485	101.8	22.251	109.1	16.986	117.5	1:22.722
10 -	43.219	102.3	22.373	109.1	16.983	117.9	1:22.575								
8	Tim BRIDGMAN				Team Parker Racing										
1 -	47.007	101.5	22.098	108.2	16.660	115.9	1:25.765	11 -	43.203	102.5	22.269	108.6	16.844	115.9	1:22.316
2 -	43.278	102.3	22.132	108.4	16.859	116.1	1:22.269	12 -	42.995	102.9	22.223	108.8	16.879	116.1	1:22.097
3 -	43.067	102.8	22.080	108.9	16.780	116.3	1:21.927	13 -	43.083	102.3	22.313	108.8	16.910	116.1	1:22.306
4 -	43.042	103.7	22.307	108.8	16.859	116.3	1:22.208	14 -	43.140	103.2	22.251	108.9	16.918	116.3	1:22.309
5 -	43.010	102.9	22.076	108.9	16.846	116.3	1:21.932	15 -	43.443	102.0	22.374	108.8	16.865	116.1	1:22.682
6 -	42.916	102.9	22.087	108.9	16.900	116.1	1:21.903	16 -	43.389	102.9	22.187	108.8	16.968	115.9	1:22.544
7 -	42.943	102.9	22.236	108.9	16.990	116.1	1:22.169	17 -	43.372	102.3	22.239	108.8	16.848	116.1	1:22.459
8 -	43.013	101.7	22.030	109.1	16.809	116.1	1:21.852	18 -	43.469	101.4	22.426	108.4	17.062	115.7	1:22.957
9 -	43.019	102.9	22.060	109.1	16.818	116.3	1:21.897	19 -	43.834	100.2	22.746	106.7	17.491	106.2	1:24.071
10 -	42.891	103.6	22.225	108.9	16.914	115.9	1:22.030								
15	Nigel RICE				Red Line Racing										
1 -	48.804	98.3	22.726	108.1	16.874	115.3	1:28.404	11 -	43.549	101.1	22.563	108.9	17.139	114.7	1:23.251
2 -	43.986	100.5	22.377	109.7	17.036	114.3	1:23.399	12 -	44.002	100.2	22.934	107.0	17.214	114.7	1:24.150
3 -	43.772	101.5	22.497	109.1	17.006	114.1	1:23.275	13 -	44.020	99.7	22.537	108.8	17.311	114.9	1:23.868

Rockingham
Circuit Length = 1.9400 miles
Start: 14:52 End: 15:20

Weather / Track : Cloudy / Dry

Porsche Carrera Cup Great Britain
ROUND 4 - SECTOR ANALYSIS

4 -	43.681	103.1	22.407	108.9	17.055	115.3	1:23.143	14 -	43.920	99.3	22.778	107.9	17.047	114.5	1:23.745
5 -	43.655	102.1	22.461	108.9	16.862	115.1	1:22.978	15 -	44.008	99.6	22.466	108.9	17.155	115.1	1:23.629
6 -	43.815	100.6	22.587	108.8	17.059	115.3	1:23.461	16 -	43.903	101.2	22.595	108.2	17.189	114.9	1:23.687
7 -	43.832	101.8	22.385	108.8	17.053	115.7	1:23.270	17 -	44.002	102.0	22.655	108.6	17.192	115.1	1:23.849
8 -	44.165	101.5	22.551	108.6	17.002	115.3	1:23.718	18 -	44.034	100.6	22.526	109.1	16.969	115.1	1:23.529
9 -	44.000	100.5	22.573	108.9	16.909	115.1	1:23.482	19 -	44.125	100.2	22.595	108.2	16.932	114.3	1:23.652
10 -	43.798	101.2	22.570	108.9	16.945	115.3	1:23.313								
31	Fergus CAMPBELL							Red Line Racing							
1 -	49.215	98.1	23.023	106.7	17.271	114.3	1:29.509								
34	Tony GILHAM							ReDesign Racing							
1 -	52.476	93.2	23.009	108.1	17.446	114.9	1:32.931	11 -	45.179	100.0	22.877	108.6	17.230	114.1	1:25.286
2 -	45.296	95.2	23.391	107.7	17.521	113.7	1:26.208	12 -	44.302	98.4	22.865	108.6	17.036	114.3	1:24.203
3 -	44.448	98.4	22.803	108.4	17.252	114.1	1:24.503	13 -	44.320	100.6	22.860	107.2	17.320	114.1	1:24.500
4 -	44.644	97.7	23.113	106.4	17.335	113.7	1:25.092	14 -	44.911	99.3	22.979	107.4	17.218	113.2	1:25.108
5 -	44.886	96.0	22.988	108.2	17.149	114.1	1:25.023	15 -	44.586	101.8	22.842	108.4	17.388	113.4	1:24.816
6 -	44.410	98.0	23.104	107.4	17.277	113.7	1:24.791	16 -	44.416	99.3	22.904	108.1	17.270	113.6	1:24.590
7 -	43.974	99.9	23.269	107.4	17.273	114.1	1:24.516	17 -	44.387	99.6	22.892	108.2	17.327	113.4	1:24.606
8 -	44.149	100.0	22.717	108.6	17.164	114.5	1:24.030	18 -	45.785	98.5	22.935	108.2	17.277	114.3	1:25.997
9 -	44.215	99.0	22.762	108.4	17.306	113.2	1:24.283	19 -	45.222	98.5	23.877	107.9	17.438	112.4	1:26.537
10 -	45.063	98.5	23.062	108.1	17.332	113.7	1:25.457								
44	Michael CAINE							Team Parker Racing							
1 -	48.298	99.1	22.630	108.8	16.983	115.9	1:27.911	11 -	43.147	103.7	22.219	109.7	17.193	115.9	1:22.559
2 -	43.501	101.7	22.159	109.1	16.700	116.5	1:22.360	12 -	43.221	98.8	22.624	107.7	17.140	115.9	1:22.985
3 -	43.402	101.8	22.176	109.1	16.767	115.9	1:22.345	13 -	43.359	102.0	22.681	108.4	17.023	115.7	1:23.063
4 -	43.326	101.7	22.157	109.3	16.974	115.9	1:22.457	14 -	43.612	102.5	22.201	108.9	17.021	115.7	1:22.834
5 -	43.162	103.7	22.145	109.5	16.884	116.1	1:22.191	15 -	43.301	101.8	22.410	107.9	17.703	116.3	1:23.414
6 -	43.127	101.8	22.265	107.7	17.550	115.7	1:22.942	16 -	44.196	99.7	22.503	107.7	18.656	114.9	1:25.355
7 -	43.682	103.1	22.432	107.4	17.070	116.3	1:23.184	17 -	43.675	102.5	22.145	109.1	16.843	115.9	1:22.663
8 -	43.367	102.3	22.181	109.3	17.032	115.9	1:22.580	18 -	43.331	101.2	22.340	108.2	17.031	115.5	1:22.702
9 -	43.128	102.1	22.237	108.8	17.390	115.9	1:22.755	19 -	43.534	101.7	22.252	109.1	17.297	103.1	1:23.083
10 -	43.102	102.6	22.239	108.8	16.971	115.5	1:22.312								
45	John STACK							Porsche Motorsport							
1 -	49.356	98.0	23.551	106.0	17.741	113.4	1:30.648	11 -	45.201	94.7	23.559	107.5	17.672	114.3	1:26.432
2 -	45.550	99.3	23.550	107.7	17.615	113.6	1:26.715	12 -	44.952	95.7	23.323	107.5	17.614	113.6	1:25.889
3 -	45.682	97.1	23.355	107.4	17.514	113.7	1:26.551	13 -	45.137	96.7	23.661	107.2	17.894	113.7	1:26.692
4 -	44.719	99.9	23.210	107.9	17.613	113.6	1:25.542	14 -	45.568	95.6	23.717	106.9	17.857	113.6	1:27.142
5 -	44.875	96.8	23.929	102.0	18.259	113.2	1:27.063	15 -	45.833	94.7	23.481	107.2	17.662	114.3	1:26.976
6 -	44.883	96.4	23.564	107.7	17.610	113.6	1:26.057	16 -	45.128	98.1	23.539	107.0	17.775	113.6	1:26.442
7 -	45.108	99.4	23.537	106.0	17.637	113.7	1:26.282	17 -	45.222	96.8	23.450	107.9	17.837	114.1	1:26.509
8 -	45.406	96.8	23.558	107.0	17.734	113.7	1:26.698	18 -	45.535	96.4	23.390	107.4	17.660	113.9	1:26.585
9 -	45.502	97.8	23.548	107.2	17.893	113.7	1:26.943	19 -	45.468	96.1	23.392	107.7	17.706	113.9	1:26.566
10 -	44.925	99.6	23.282	107.4	17.973	114.3	1:26.180								
60	Dean SMITH							Porsche Motorsport							
1 -	56.370	102.8	22.124	109.1	16.896	115.7	1:35.390	11 -	43.125	101.2	22.392	109.3	16.777	116.1	1:22.294
2 -	43.497	100.2	22.500	108.6	16.861	115.5	1:22.858	12 -	43.122	101.4	22.379	109.3	16.818	115.9	1:22.319
3 -	43.977	100.2	22.459	107.9	16.847	115.5	1:23.283	13 -	43.119	101.8	22.874	109.3	16.906	115.7	1:22.899
4 -	42.801	102.1	22.181	109.1	16.761	115.3	1:21.743	14 -	43.132	100.8	22.645	109.1	16.948	115.9	1:22.725
5 -	42.935	102.6	22.237	108.9	16.582	115.5	1:21.754	15 -	43.373	98.8	22.364	109.3	17.084	114.7	1:22.821
6 -	42.683	101.5	22.298	108.8	16.759	115.9	1:21.740	16 -	43.357	99.1	22.467	109.1	17.195	115.5	1:23.019
7 -	43.552	98.8	22.423	108.8	16.985	115.5	1:22.960	17 -	43.565	99.6	22.439	109.1	17.237	115.5	1:23.241
8 -	43.208	102.6	22.368	108.4	16.870	115.9	1:22.446	18 -	43.714	99.7	22.646	108.9	17.297	115.1	1:23.657
9 -	43.215	101.7	22.350	109.3	16.847	115.7	1:22.412	19 -	43.918	100.2	22.549	108.9	17.120	115.5	1:23.587
10 -	42.954	101.7	22.332	108.8	16.892	115.9	1:22.178								

Rockingham
Circuit Length = 1.9400 miles
Start: 14:52 End: 15:20

Weather / Track : Cloudy / Dry

Porsche Carrera Cup Great Britain
ROUND 4 - SPEED TRAPS

SECTOR 1				SECTOR 2			FINISH LINE		
POS	NO	NAME	MPH	NO	NAME	MPH	NO	NAME	MPH
1	7	Charles BATEMAN	104.7	2	Tim HARVEY	109.8	7	Charles BATEMAN	118.1
2	2	Tim HARVEY	103.9	6	Phil QUAIFFE	109.7	2	Tim HARVEY	116.9
3	8	Tim BRIDGMAN	103.7	7	Charles BATEMAN	109.7	44	Michael CAINE	116.5
4	44	Michael CAINE	103.7	15	Nigel RICE	109.7	8	Tim BRIDGMAN	116.3
5	5	Sam HANCOCK	103.6	44	Michael CAINE	109.7	60	Dean SMITH	116.1
6	6	Phil QUAIFFE	103.2	60	Dean SMITH	109.3	6	Phil QUAIFFE	115.7
7	15	Nigel RICE	103.1	8	Tim BRIDGMAN	109.1	15	Nigel RICE	115.7
8	60	Dean SMITH	102.8	5	Sam HANCOCK	108.9	5	Sam HANCOCK	114.9
9	34	Tony GILHAM	101.8	34	Tony GILHAM	108.6	34	Tony GILHAM	114.9
10	45	John STACK	99.9	45	John STACK	107.9	31	Fergus CAMPBELL	114.3
11	31	Fergus CAMPBELL	98.1	31	Fergus CAMPBELL	106.7	45	John STACK	114.3

Porsche Carrera Cup Great Britain

ROUND 4 - BEST SECTOR TIMES

SECTOR 1			SECTOR 2			SECTOR 3			IDEAL / BEST COMPARISON						
POS	NO	NAME	TIME	NO	NAME	TIME	NO	NAME	TIME	POS	NO	NAME	IDEAL	BEST	DIFF
1	60	SMITH	42.683	8	BRIDGMAN	22.030	60	SMITH	16.582	1	60	SMITH	1:21.389	1:21.740	0.351
2	8	BRIDGMAN	42.891	60	SMITH	22.124	2	HARVEY	16.639	2	8	BRIDGMAN	1:21.581	1:21.852	0.271
3	5	HANCOCK	42.906	2	HARVEY	22.132	8	BRIDGMAN	16.660	3	2	HARVEY	1:21.807	1:21.824	0.017
4	2	HARVEY	43.036	5	HANCOCK	22.143	7	BATEMAN	16.700	4	5	HANCOCK	1:21.908	1:22.127	0.219
5	7	BATEMAN	43.080	44	CAINE	22.145	44	CAINE	16.700	5	44	CAINE	1:21.947	1:22.191	0.244
6	6	QUAIFE	43.087	7	BATEMAN	22.251	6	QUAIFE	16.742	6	7	BATEMAN	1:22.031	1:22.279	0.248
7	44	CAINE	43.102	6	QUAIFE	22.290	5	HANCOCK	16.859	7	6	QUAIFE	1:22.119	1:22.215	0.096
8	15	RICE	43.549	15	RICE	22.377	15	RICE	16.862	8	15	RICE	1:22.788	1:22.978	0.190
9	34	GILHAM	43.974	34	GILHAM	22.717	34	GILHAM	17.036	9	34	GILHAM	1:23.727	1:24.030	0.303
10	45	STACK	44.719	31	CAMPBELL	23.023	31	CAMPBELL	17.271	10	45	STACK	1:25.443	1:25.542	0.099
11	31	CAMPBELL	46.832	45	STACK	23.210	45	STACK	17.514	11	31	CAMPBELL	1:27.126	1:29.509	2.383
												Perfect Lap		1:21.295	

Porsche Carrera Cup Great Britain
ROUND 4 - LAP CHART

Lap 1			Lap 2			Lap 3			Lap 4			Lap 5		
No	Behind	Laptime	No	Behind	Laptime	No	Behind	Laptime	No	Behind	Laptime	No	Behind	Laptime
8		1:25.765	8		1:22.269	8		1:21.927	8		1:22.208	8		1:21.932
2	1.310	1:26.668	2	1.706	1:22.665	2	1.882	1:22.103	2	1.744	1:22.070	2	1.911	1:22.099
5	2.265	1:26.465	5	2.226	1:22.230	5	2.891	1:22.592	5	3.395	1:22.712	5	3.604	1:22.141
44	2.972	1:27.911	44	3.063	1:22.360	44	3.481	1:22.345	44	3.730	1:22.457	44	3.989	1:22.191
6	3.711	1:27.130	6	4.074	1:22.632	6	4.362	1:22.215	6	4.584	1:22.430	6	5.175	1:22.523
15	5.150	1:28.404	15	6.280	1:23.399	15	7.628	1:23.275	15	8.563	1:23.143	15	9.609	1:22.978
31	7.049	1:29.509	60	11.289	1:22.858	60	12.645	1:23.283	60	12.180	1:21.743	60	12.002	1:21.754
45	9.351	1:30.648	45	13.797	1:26.715	34	16.664	1:24.503	34	19.548	1:25.092	34	22.639	1:25.023
34	10.149	1:32.931	34	14.088	1:26.208	45	18.421	1:26.551	45	21.755	1:25.542	7	25.838	1:22.722
60	10.700	1:35.390	7	24.546	1:22.912	7	24.956	1:22.337	7	25.048	1:22.300	45	26.886	1:27.063
7	23.903	1:47.874												

Porsche Carrera Cup Great Britain
ROUND 4 - LAP CHART

Lap 6			Lap 7			Lap 8			Lap 9			Lap 10		
No	Behind	Laptime	No	Behind	Laptime	No	Behind	Laptime	No	Behind	Laptime	No	Behind	Laptime
8		1:21.903	8		1:22.169	8		1:21.852	8		1:21.897	8		1:22.030
2	1.967	1:21.959	2	1.622	1:21.824	2	1.904	1:22.134	2	2.266	1:22.259	2	2.415	1:22.179
5	4.780	1:23.079	5	5.767	1:23.156	5	6.405	1:22.490	5	7.350	1:22.842	5	7.447	1:22.127
44	5.028	1:22.942	44	6.043	1:23.184	44	6.771	1:22.580	44	7.629	1:22.755	44	7.911	1:22.312
6	5.782	1:22.510	6	6.641	1:23.028	6	8.066	1:23.277	6	9.175	1:23.006	6	9.983	1:22.838
15	11.167	1:23.461	15	12.268	1:23.270	60	13.224	1:22.446	60	13.739	1:22.412	60	13.887	1:22.178
60	11.839	1:21.740	60	12.630	1:22.960	15	14.134	1:23.718	15	15.719	1:23.482	15	17.002	1:23.313
34	25.527	1:24.791	7	26.899	1:22.681	7	27.326	1:22.279	7	28.058	1:22.629	7	28.603	1:22.575
7	26.387	1:22.452	34	27.874	1:24.516	34	30.052	1:24.030	34	32.438	1:24.283	34	35.865	1:25.457
45	31.040	1:26.057	45	35.153	1:26.282	45	39.999	1:26.698	45	45.045	1:26.943	45	49.195	1:26.180

Porsche Carrera Cup Great Britain
ROUND 4 - LAP CHART

Lap 11			Lap 12			Lap 13			Lap 14			Lap 15		
No	Behind	Laptime	No	Behind	Laptime	No	Behind	Laptime	No	Behind	Laptime	No	Behind	Laptime
8		1:22.316	8		1:22.097	8		1:22.306	8		1:22.309	8		1:22.682
2	2.747	1:22.648	2	3.005	1:22.355	2	3.377	1:22.678	2	3.949	1:22.881	2	4.370	1:23.103
5	7.809	1:22.678	5	8.592	1:22.880	5	9.536	1:23.250	5	9.918	1:22.691	5	10.730	1:23.494
44	8.154	1:22.559	44	9.042	1:22.985	44	9.799	1:23.063	44	10.324	1:22.834	44	11.056	1:23.414
6	11.011	1:23.344	6	11.965	1:23.051	6	13.025	1:23.366	6	13.806	1:23.090	6	14.155	1:23.031
60	13.865	1:22.294	60	14.087	1:22.319	60	14.680	1:22.899	60	15.096	1:22.725	60	15.235	1:22.821
15	17.937	1:23.251	15	19.990	1:24.150	15	21.552	1:23.868	15	22.988	1:23.745	15	23.935	1:23.629
7	29.170	1:22.883	7	29.601	1:22.528	7	29.819	1:22.524	7	29.859	1:22.349	7	29.765	1:22.588
34	38.835	1:25.286	34	40.941	1:24.203	34	43.135	1:24.500	34	45.934	1:25.108	34	48.068	1:24.816
45	53.311	1:26.432	45	57.103	1:25.889	45	1:01.489	1:26.692	45	1:06.322	1:27.142	45	1:10.616	1:26.976

Porsche Carrera Cup Great Britain
ROUND 4 - LAP CHART

Lap 16			Lap 17			Lap 18			Lap 19		
No	Behind	Laptime	No	Behind	Laptime	No	Behind	Laptime	No	Behind	Laptime
8		1:22.544	8		1:22.459	8		1:22.957	8		1:24.071
2	4.956	1:23.130	2	5.895	1:23.398	2	6.415	1:23.477	2	6.688	1:24.344
44	13.867	1:25.355	44	14.071	1:22.663	44	13.816	1:22.702	44	12.828	1:23.083
5	14.144	1:25.958	5	15.142	1:23.457	5	15.496	1:23.311	5	14.863	1:23.438
6	15.111	1:23.500	6	15.898	1:23.246	6	16.592	1:23.651	6	16.129	1:23.608
60	15.710	1:23.019	60	16.492	1:23.241	60	17.192	1:23.657	60	16.708	1:23.587
15	25.078	1:23.687	15	26.468	1:23.849	15	27.040	1:23.529	15	26.621	1:23.652
7	29.742	1:22.521	7	29.830	1:22.547	7	29.878	1:23.005	7	28.529	1:22.722
34	50.114	1:24.590	34	52.261	1:24.606	34	55.301	1:25.997	34	57.767	1:26.537
45	1:14.514	1:26.442	45	1:18.564	1:26.509	45	1:22.192	1:26.585	45	1:24.687	1:26.566

Porsche Carrera Cup Great Britain

ROUND 4 - POSITION CHART

No	Name	Laps Pos																			
			1	2	3	4	5	6	7	8	9	10	11	12	13	14	15	16	17	18	19
8	BRIDGMAN	1	8	8	8	8	8	8	8	8	8	8	8	8	8	8	8	8	8	8	
2	HARVEY	2	2	2	2	2	2	2	2	2	2	2	2	2	2	2	2	2	2	2	
5	HANCOCK	3	5	5	5	5	5	5	5	5	5	5	5	5	5	5	5	44	44	44	
44	CAINE	4	44	44	44	44	44	44	44	44	44	44	44	44	44	44	44	5	5	5	
6	QUAIFE	5	6	6	6	6	6	6	6	6	6	6	6	6	6	6	6	6	6	6	
15	RICE	6	15	15	15	15	15	15	15	60	60	60	60	60	60	60	60	60	60	60	
31	CAMPBELL	7	31	60	60	60	60	60	60	15	15	15	15	15	15	15	15	15	15	15	
45	STACK	8	45	45	34	34	34	34	7	7	7	7	7	7	7	7	7	7	7	7	
34	GILHAM	9	34	34	45	45	7	7	34	34	34	34	34	34	34	34	34	34	34	34	
60	SMITH	10	60	7	7	7	45	45	45	45	45	45	45	45	45	45	45	45	45	45	
7	BATEMAN	11	7																		