



SEAT CUPRA CHAMPIONSHIP

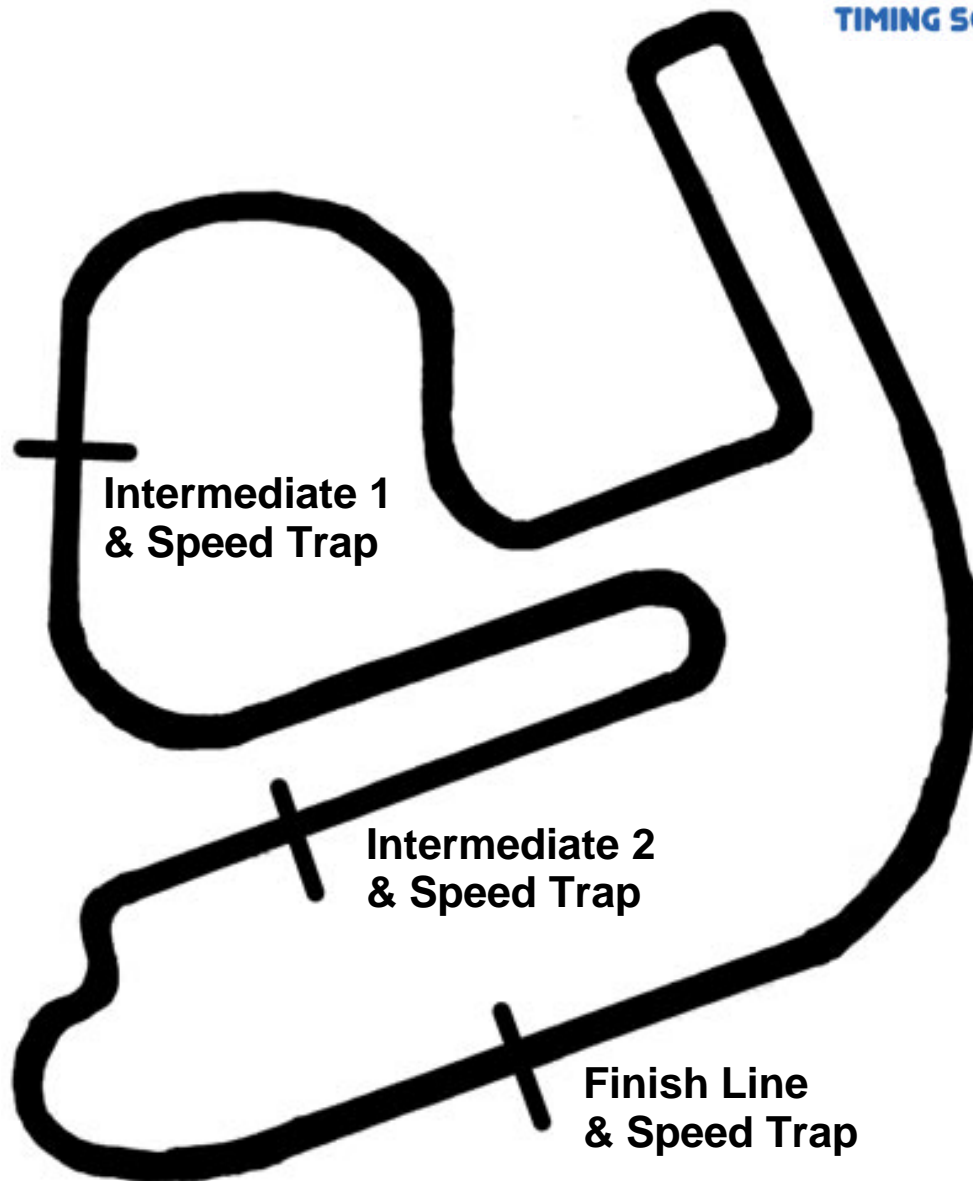
**Rounds 3 & 4
Rockingham International**

12th April / 13th April 2008



Results Provided by Timing Solutions Ltd
www.tsl-timing.com

ROCKINGHAM INTERNATIONAL SUPER SPORTS CAR CIRCUIT



Circuit Length:	1.9400 miles / 3122.1 metres
Intermediate 1:	1,718 metres
Intermediate 2:	2,524 metres
Pit In:	2,977 metres
Pit Out:	162 metres after Finish Line

SEAT Cupra Championship

QUALIFYING - ROUND 3 - CLASSIFICATION

POS	NO	CL	NAME	NAT	ENTRY	TIME	ON	LAPS	GAP	DIFF	MPH
1	1		Jonathan ADAM		Total Control Racing	1:25.866	3	4			81.33
2	25		Robert LAWSON		Bardon / JHR	1:26.135	3	5	0.269	0.269	81.08
3	2		Carl BREEZE		Blue Chip / Welch Motorsport	1:26.231	4	8	0.365	0.096	80.99
4	34		Martin BYFORD		AB Glass / Z Speed Racing	1:26.245	3	7	0.379	0.014	80.97
5	44		Freddy NORDSTROM		PlumberTraining.com / Advent Motorsport	1:26.295	3	8	0.429	0.050	80.93
6	3		Andrew HERRON		Brian Herron Plant / JHR	1:26.447	3	8	0.581	0.152	80.78
7	7		Daniel WELCH		Marriott / Welch Motorsport	1:26.910	2	8	1.044	0.463	80.35
8	11		Jeremy GUMBLEY		JeremyGumbley.com / Welch Motorsport	1:27.431	7	8	1.565	0.521	79.87
9	9		Jamie ACKERS		Total Control Racing	1:27.458	4	8	1.592	0.027	79.85
10	32		Daniel ROWBOTTOM		DRM M-sport	1:28.069	4	10	2.203	0.611	79.30
11	69		Dan STRINGFELLOW		Stringfellow Motorsport / West Suffolk R	1:28.130	9	9	2.264	0.061	79.24
12	8		James APPLEBY		Hardinge Machine Tools	1:29.269	4	10	3.403	1.139	78.23
13	42		David GREEN		Daniels Motorsport	1:29.404	7	11	3.538	0.135	78.11

Weather / Track : Bright / Dry

These results are provisional until the conclusion of any judicial and technical matters.

Rockingham
 Circuit Length = 1.9400 miles
 Start: 10:42 End: 11:04

Clerk of Course :		Timekeeper :
-------------------	--	--------------

SEAT Cupra Championship

QUALIFYING - ROUND 3 - SECTOR ANALYSIS

1	Jonathan ADAM					Total Control Racing									
1 -	54.416	73.3	28.311	67.2	In	4:01.310 P	3 -	45.083	96.4	23.173	96.8	17.610	104.7	1:25.866	
2 -	Out	76.9	27.051	94.7	17.909	104.9	1:40.292	4 -	45.365	96.3	23.306	96.3	17.778	104.9	1:26.449
2	Carl BREEZE					Blue Chip / Welch Motorsport									
1 -	53.848	80.5	30.374	59.1	In	3:36.159 P	5 -	45.213	97.5	23.296	96.1	17.730	104.0	1:26.239	
2 -	Out	82.3	25.798	94.7	20.024	104.4	1:39.477	6 -	52.281	81.0	30.101	67.2	In	4:02.360 P	
3 -	45.292	97.4	23.254	95.2	17.836	104.7	1:26.382	7 -	Out	90.4	24.054	97.7	18.444	103.6	1:34.587
4 -	45.325	96.7	23.182	95.7	17.724	105.0	1:26.231	8 -	45.534	96.8	23.227	98.4	17.691	103.9	1:26.452
3	Andrew HERRON					Brian Herron Plant / JHR									
1 -	50.152	93.1	24.277	96.0	In	3:33.360 P	5 -	46.022	96.4	23.421	97.5	In	3:04.804 P		
2 -	Out	93.1	23.631	98.4	18.115	105.2	1:33.418	6 -	Out	87.6	24.895	97.5	17.947	104.4	1:33.984
3 -	45.775	96.0	22.977	98.4	17.695	104.7	1:26.447	7 -	45.705	94.9	23.251	98.7	17.726	104.5	1:26.682
4 -	45.897	97.0	23.281	98.0	17.881	104.4	1:27.059	8 -	46.149	94.8	23.838	98.5	18.567	103.7	1:28.554
7	Daniel WELCH					Marriott / Welch Motorsport									
1 -	46.544	94.9	27.069	34.5	23.094	104.4	1:36.707	5 -	Out	93.3	25.573	79.0	19.401	103.6	1:32.938
2 -	45.552	98.8	23.246	98.5	18.112	103.7	1:26.910	6 -	45.896	97.0	23.395	99.0	17.719	104.0	1:27.010
3 -	45.751	97.4	23.510	96.7	17.810	104.2	1:27.071	7 -	45.873	96.0	23.557	97.7	17.921	103.1	1:27.351
4 -	48.899	89.4	25.294	93.3	In	3:17.085 P	8 -	45.955	95.7	23.676	97.0	17.855	103.7	1:27.486	
8	James APPLEBY					Hardinge Machine Tools									
1 -	51.731	90.8	25.258	92.6	In	3:38.812 P	6 -	Out	85.5	26.189	95.1	19.181	103.2	1:35.385	
2 -	Out	92.8	25.092	94.8	19.119	103.4	1:34.189	7 -	46.993	92.3	24.550	96.3	18.840	103.4	1:30.383
3 -	47.011	96.3	24.166	95.9	18.500	103.6	1:29.677	8 -	46.551	94.5	24.148	94.5	18.872	102.1	1:29.571
4 -	46.906	95.5	23.906	95.2	18.457	104.9	1:29.269	9 -	56.060	66.2	27.880	93.3	In	3:00.971 P	
5 -	53.242	84.0	28.440	86.1	In	2:22.755 P	10 -	Out	56.3	35.546	62.7	20.559	102.3	1:49.738	
9	Jamie ACKERS					Total Control Racing									
1 -	55.442	85.7	29.312	63.2	In	4:28.186 P	5 -	51.586	88.3	25.845	89.0	In	5:11.900 P		
2 -	Out	84.9	27.489	87.0	19.110	103.2	1:42.620	6 -	Out	88.7	26.077	93.2	18.509	103.7	1:36.771
3 -	46.738	95.9	23.659	96.6	18.047	105.0	1:28.444	7 -	46.260	94.4	23.698	95.5	18.281	103.1	1:28.239
4 -	46.013	95.9	23.396	96.7	18.049	104.9	1:27.458	8 -	46.153	93.5	23.545	96.7	18.370	102.9	1:28.068
11	Jeremy GUMBLEY					JeremyGumbley.com / Welch Motorsport									
1 -	56.938	82.5	33.623	57.9	20.552	103.2	1:51.113	5 -	51.008	80.6	28.774	83.7	In	4:40.316 P	
2 -	47.376	95.1	32.520	65.8	20.571	104.9	1:40.467	6 -	Out	79.0	25.378	97.8	18.365	103.6	1:34.885
3 -	45.998	95.9	23.999	94.3	17.964	104.4	1:27.961	7 -	45.909	94.4	23.548	97.4	17.974	103.7	1:27.431
4 -	45.860	95.5	23.814	95.7	18.068	103.1	1:27.742	8 -	46.042	94.5	23.698	96.8	18.045	102.8	1:27.785
25	Robert LAWSON					Bardon / JHR									
1 -	56.799	82.7	32.792	71.6	In	3:51.151 P	4 -	52.101	64.0	27.225	86.4	In	5:18.512 P		
2 -	Out	84.8	26.199	96.7	18.148	104.2	1:36.069	5 -	Out	83.8	27.821	79.9	18.673	104.0	1:40.437
3 -	45.352	97.8	23.133	97.8	17.650	105.5	1:26.135								
32	Daniel ROWBOTTOM					DRM M-sport									
1 -	50.064	92.6	28.305	69.4	21.400	102.8	1:39.769	6 -	49.463	92.6	24.748	94.8	In	4:29.730 P	
2 -	46.427	95.2	24.343	95.6	18.161	102.0	1:28.931	7 -	Out	92.7	24.000	97.3	18.116	102.5	1:30.513
3 -	46.046	97.5	24.112	95.6	18.220	101.7	1:28.378	8 -	46.510	94.0	23.941	97.5	18.270	102.6	1:28.721
4 -	46.007	95.2	23.835	96.1	18.227	102.6	1:28.069	9 -	47.389		25.407	97.4	18.426	102.5	1:31.222
5 -	46.410	94.9	24.003	95.1	18.509	102.0	1:28.922	10 -	46.912	93.7	23.778	96.8	18.721	102.0	1:29.411
34	Martin BYFORD					AB Glass / Z Speed Racing									
1 -	53.718	83.3	27.103	75.1	In	4:16.607 P	5 -	52.681	81.9	27.127	81.4	In	4:50.712 P		
2 -	Out	96.1	23.983	94.8	19.012	103.9	1:32.135	6 -	Out	86.1	26.276	90.8	18.808	102.8	1:39.481
3 -	45.308	98.5	23.143	97.0	17.794	103.9	1:26.245	7 -	45.977	95.5	23.445	97.1	17.884	102.9	1:27.306
4 -	45.719	97.8	23.282	95.7	18.116	103.2	1:27.117								
42	David GREEN					Daniels Motorsport									
1 -	53.673	85.4	27.142	65.9	22.493	101.2	1:43.308	7 -	46.980	94.8	23.983	96.7	18.441	103.4	1:29.404
2 -	50.398	92.3	24.245	97.7	19.171	103.2	1:33.814	8 -	47.480	92.9	23.887	97.5	18.476	103.7	1:29.843

Rockingham
Circuit Length = 1.9400 miles
Start: 10:42 End: 11:04

Weather / Track : Bright / Dry

SEAT Cupra Championship
QUALIFYING - ROUND 3 - SECTOR ANALYSIS

3 -	1:12.611	80.7	25.649	96.1	19.457	103.9	1:57.717	9 -	53.344	72.0	28.161	83.6	In	2:54.811 P		
4 -	46.792	95.6	23.667	97.3	18.983	102.6	1:29.442	10 -	Out	87.3	26.930	58.4	21.626	101.8	1:42.745	
5 -	50.973	77.9	31.344	74.9	19.638	104.0	1:41.955	11 -	47.365	95.1	23.926	97.0	18.499	102.1	1:29.790	
6 -	47.574	95.9	23.912	96.8	18.869	103.9	1:30.355									
44	Freddy NORDSTROM							PlumberTraining.com / Advent Motorsport								
1 -	49.465	95.5	24.730	94.8	In		3:53.315 P	5 -	49.590	84.8	27.313	76.8	In		5:45.711 P	
2 -	Out	84.4	27.526	92.6	18.550	104.2	1:39.620	6 -	Out	93.2	24.837	96.1	18.736	104.0	1:34.184	
3 -	45.158	98.8	23.241	96.8	17.896	105.4	1:26.295	7 -	45.648	96.1	23.369	97.0	18.259	103.9	1:27.276	
4 -	45.582	96.4	23.255	97.0	17.816	104.5	1:26.653	8 -	45.736	94.8	23.543	97.8	18.388	103.9	1:27.667	
69	Dan STRINGFELLOW							Stringfellow Motorsport / West Suffolk R								
1 -	56.106	84.1	29.957	53.8	22.087	100.5	1:48.150	6 -	1:00.458	65.9	31.104	67.0	In		6:22.276 P	
2 -	52.474	84.8	27.397	85.3	20.457	102.9	1:40.328	7 -	Out	82.8	27.156	86.6	19.619	101.2	1:41.437	
3 -	47.367	90.9	24.168	96.7	18.116	103.1	1:29.651	8 -	49.450	90.1	24.633	97.5	18.733	102.9	1:32.816	
4 -	47.295	92.4	23.622	97.1	18.183	103.6	1:29.100	9 -	46.361	92.8	23.713	97.8	18.056	102.9	1:28.130	
5 -	46.680	90.7	24.116	96.4	18.058	103.2	1:28.854									

SEAT Cupra Championship

QUALIFYING - ROUND 3 - SPEED TRAPS

SECTOR 1				SECTOR 2			FINISH LINE			
POS	NO	NAME	MPH	NO	NAME	MPH	NO	NAME	MPH	
1	7	Daniel WELCH	98.8	7	Daniel WELCH	99.0	25	Robert LAWSON	105.5	
2	44	Freddy NORDSTROM	98.8	3	Andrew HERRON	98.7	44	Freddy NORDSTROM	105.4	
3	34	Martin BYFORD	98.5	2	Carl BREEZE	98.4	3	Andrew HERRON	105.2	
4	25	Robert LAWSON	97.8	11	Jeremy GUMBLEY	97.8	2	Carl BREEZE	105.0	
5	2	Carl BREEZE	97.5	25	Robert LAWSON	97.8	9	Jamie ACKERS	105.0	
6	32	Daniel ROWBOTTOM	97.5	44	Freddy NORDSTROM	97.8	1	Jonathan ADAM	104.9	
7	3	Andrew HERRON	97.0	69	Dan STRINGFELLOW	97.8	8	James APPLEBY	104.9	
8	1	Jonathan ADAM	96.4	42	David GREEN	97.7	11	Jeremy GUMBLEY	104.9	
9	8	James APPLEBY	96.3	32	Daniel ROWBOTTOM	97.5	7	Daniel WELCH	104.4	
10	9	Jamie ACKERS	95.9	34	Martin BYFORD	97.1	42	David GREEN	104.0	
11	11	Jeremy GUMBLEY	95.9	1	Jonathan ADAM	96.8	34	Martin BYFORD	103.9	
12	42	David GREEN	95.9	9	Jamie ACKERS	96.7	69	Dan STRINGFELLOW	103.6	
13	69	Dan STRINGFELLOW	92.8	8	James APPLEBY	96.3	32	Daniel ROWBOTTOM	102.8	

Weather / Track : Bright / Dry

www.tsl-timing.com

Rockingham
 Circuit Length = 1.9400 miles
 Start: 10:42 End: 11:04

Printed - 11.04 Saturday, 12 April 2008


SEAT Cupra Championship

QUALIFYING - ROUND 3 - BEST SECTOR TIMES

SECTOR 1			SECTOR 2			SECTOR 3			IDEAL / BEST COMPARISON							
POS	NO	NAME	TIME	NO	NAME	TIME	NO	NAME	TIME	POS	NO	NAME	IDEAL	BEST	DIFF	
1	1	ADAM	45.083	3	HERRON	22.977	1	ADAM	17.610	1	1	ADAM	1:25.866	1:25.866	0.000	
2	44	NORDSTROM	45.158	25	LAWSON	23.133	25	LAWSON	17.650	2	2	BREEZE	1:26.086	1:26.231	0.145	
3	2	BREEZE	45.213	34	BYFORD	23.143	2	BREEZE	17.691	3	25	LAWSON	1:26.135	1:26.135	0.000	
4	34	BYFORD	45.308	1	ADAM	23.173	3	HERRON	17.695	4	44	NORDSTROM	1:26.215	1:26.295	0.080	
5	25	LAWSON	45.352	2	BREEZE	23.182	7	WELCH	17.719	5	34	BYFORD	1:26.245	1:26.245	0.000	
6	7	WELCH	45.552	44	NORDSTROM	23.241	34	BYFORD	17.794	6	3	HERRON	1:26.377	1:26.447	0.070	
7	3	HERRON	45.705	7	WELCH	23.246	44	NORDSTROM	17.816	7	7	WELCH	1:26.517	1:26.910	0.393	
8	11	GUMBLEY	45.860	9	ACKERS	23.396	11	GUMBLEY	17.964	8	11	GUMBLEY	1:27.372	1:27.431	0.059	
9	32	ROWBOTTOM	46.007	11	GUMBLEY	23.548	9	ACKERS	18.047	9	9	ACKERS	1:27.456	1:27.458	0.002	
10	9	ACKERS	46.013	69	STRINGFELLOW	23.622	69	STRINGFELLOW	18.056	10	32	ROWBOTTOM	1:27.901	1:28.069	0.168	
11	69	STRINGFELLOW	46.361	42	GREEN	23.667	32	ROWBOTTOM	18.116	11	69	STRINGFELLOW	1:28.039	1:28.130	0.091	
12	8	APPLEBY	46.551	32	ROWBOTTOM	23.778	42	GREEN	18.441	12	42	GREEN	1:28.900	1:29.404	0.504	
13	42	GREEN	46.792	8	APPLEBY	23.906	8	APPLEBY	18.457	13	8	APPLEBY	1:28.914	1:29.269	0.355	
													Perfect Lap		1:25.670	

SEAT Cupra Championship

ROUND 3 - GRID - AMENDED

ROW 7	1:29.269 8 James APPLEBY	1:29.404 42 David GREEN
ROW 6	1:28.069 32 Daniel ROWBOTTOM	1:28.130 69 Dan STRINGFELLOW
ROW 5	1:27.431 11 Jeremy GUMBLEY	1:27.458 9 Jamie ACKERS
ROW 4	1:26.447 3 Andrew HERRON	1:26.910 7 Daniel WELCH
ROW 3	1:26.135 25 Robert LAWSON	1:26.295 44 Freddy NORDSTROM
ROW 2	1:26.231 2 Carl BREEZE	1:26.245 34 Martin BYFORD
ROW 1		1:25.866 1 Jonathan ADAM
Pole		
		

Car 25 - 2 Grid Slot Penalty - Camp regulation 3.12.3 & 4.3.3

Rockingham
Circuit Length = 1.9400 miles

Clerk of Course :		Timekeeper :

SEAT Cupra Championship

QUALIFYING - ROUND 4 - CLASSIFICATION

POS	NO	CL	NAME	NAT	ENTRY	TIME	ON	LAPS	GAP	DIFF	MPH
1	25		Robert LAWSON		Bardon / JHR	1:25.978	3	4			81.22
2	2		Carl BREEZE		Blue Chip / Welch Motorsport	1:26.121	1	3	0.143	0.143	81.09
3	1		Jonathan ADAM		Total Control Racing	1:26.360	3	7	0.382	0.239	80.87
4	34		Martin BYFORD		AB Glass / Z Speed Racing	1:26.395	4	6	0.417	0.035	80.83
5	44		Freddy NORDSTROM		PlumberTraining.com / Advent Motorsport	1:26.623	3	5	0.645	0.228	80.62
6	7		Daniel WELCH		Marriott / Welch Motorsport	1:26.834	4	7	0.856	0.211	80.42
7	9		Jamie ACKERS		Total Control Racing	1:27.172	3	8	1.194	0.338	80.11
8	11		Jeremy GUMBLEY		JeremyGumbley.com / Welch Motorsport	1:27.444	8	8	1.466	0.272	79.86
9	3		Andrew HERRON		Brian Herron Plant / JHR	1:27.461	3	7	1.483	0.017	79.85
10	42		David GREEN		Daniels Motorsport	1:27.864	2	8	1.886	0.403	79.48
11	69		Dan STRINGFELLOW		Stringfellow Motorsport / West Suffolk R	1:27.914	2	7	1.936	0.050	79.44
12	32		Daniel ROWBOTTOM		DRM M-sport	1:28.034	6	9	2.056	0.120	79.33
13	8		James APPLEBY		Hardinge Machine Tools	1:28.534	4	11	2.556	0.500	78.88

Weather / Track : Bright / Dry

These results are provisional until the conclusion of any judicial and technical matters.

Rockingham
Circuit Length = 1.9400 miles
Start: 14:15 End: 14:36

Clerk of Course :

Timekeeper :

SEAT Cupra Championship

QUALIFYING - ROUND 4 - SECTOR ANALYSIS

1	Jonathan ADAM					Total Control Racing									
1 -	51.720	82.0	26.357	87.5	In	4:15.722 P	5 -	48.693	86.3	25.520	89.5	In	4:41.638 P		
2 -	Out	78.8	26.163	95.1	17.790	104.7	1:37.205	6 -	Out	81.5	25.341	98.0	18.046	104.4	1:36.304
3 -	45.171	95.7	23.285	97.4	17.904	103.6	1:26.360	7 -	45.623	96.3	23.579	97.7	17.945	104.2	1:27.147
4 -	45.924	95.9	23.460	98.1	18.020	102.9	1:27.404								
2	Carl BREEZE					Blue Chip / Welch Motorsport									
1 -	45.322	97.7	23.159	97.7	17.640	103.1	1:26.121	3 -	45.545	96.3	23.633	95.6	17.978	102.6	1:27.156
2 -	45.360	97.0	23.476	96.3	17.943	103.4	1:26.779								
3	Andrew HERRON					Brian Herron Plant / JHR									
1 -	48.827	84.2	26.372	88.7	18.230	104.7	1:33.429	5 -	Out	84.6	25.657	96.1	18.290	104.0	1:41.620
2 -	46.121	96.3	23.497	98.1	18.070	103.4	1:27.688	6 -	45.888	97.1	23.357	98.5	18.226	103.6	1:27.471
3 -	46.041	96.4	23.460	98.8	17.960	104.0	1:27.461	7 -	45.904	96.3	23.423	98.1	18.167	102.8	1:27.494
4 -	46.954	90.3	26.076	84.9	In		3:51.447 P								
7	Daniel WELCH					Marriott / Welch Motorsport									
1 -	46.236	95.5	23.474	98.3	17.832	103.6	1:27.542	5 -	45.702	96.4	23.397	97.5	18.168	102.8	1:27.267
2 -	49.280	91.1	23.877	96.7	In		2:53.754 P	6 -	45.829	95.3	23.514	97.1	18.156	102.1	1:27.499
3 -	Out	75.4	27.147	81.3	18.909	103.9	1:41.332	7 -	49.623	88.4	24.274	96.6	18.745	102.1	1:32.642
4 -	45.776	97.8	23.287	97.8	17.771	103.4	1:26.834								
8	James APPLEBY					Hardinge Machine Tools									
1 -	51.900	88.0	26.136	96.3	18.814	102.8	1:36.850	7 -	47.051	91.6	24.308	95.2	20.194	65.5	1:31.553
2 -	46.595	95.7	23.879	97.0	18.598	103.4	1:29.072	8 -	49.562	94.1	24.541	96.3	18.498	102.8	1:32.601
3 -	46.055	95.3	24.111	96.6	18.556	102.1	1:28.722	9 -	46.653	94.8	23.991	97.3	18.315	102.9	1:28.959
4 -	46.407	94.1	23.769	97.1	18.358	102.9	1:28.534	10 -	46.665	93.5	24.190	90.2	18.470	102.3	1:29.325
5 -	56.600	51.9	29.608	62.1	In		3:26.663 P	11 -	46.957	91.2	24.093	96.3	18.617	102.5	1:29.667
6 -	Out	78.5	26.643	93.9	19.088	101.7	1:43.757								
9	Jamie ACKERS					Total Control Racing									
1 -	51.302	86.8	26.308	75.5	In		4:14.372 P	5 -	52.222	84.2	26.334	81.7	In		4:55.393 P
2 -	Out	81.6	26.519	95.5	18.235	102.5	1:38.826	6 -	Out	84.0	25.854	91.7	18.527	103.2	1:37.022
3 -	45.710	95.5	23.361	97.1	18.101	103.4	1:27.172	7 -	46.386	95.3	23.817	96.7	18.195	103.7	1:28.398
4 -	45.966	95.3	23.563	97.0	18.079	103.1	1:27.608	8 -	46.158	94.3	23.970	97.1	18.455	102.5	1:28.583
11	Jeremy GUMBLEY					JeremyGumbley.com / Welch Motorsport									
1 -	52.213	87.2	26.512	84.8	In		3:19.605 P	5 -	51.826	84.7	30.454	66.3	20.239	103.1	1:42.519
2 -	Out	94.8	24.042	84.6	18.886	101.8	1:30.919	6 -	46.121	94.0	30.401	65.6	In		4:08.099 P
3 -	45.662	91.8	27.929	66.3	21.486	104.0	1:35.077	7 -	Out	90.4	24.097	96.1	18.247	102.3	1:30.844
4 -	45.919	94.4	23.678	97.0	18.014	103.2	1:27.611	8 -	45.866	94.1	23.660	98.0	17.918	102.9	1:27.444
25	Robert LAWSON					Bardon / JHR									
1 -	52.877	82.5	26.456	91.9	In		4:11.515 P	3 -	44.978	96.7	23.110	96.3	17.890	102.6	1:25.978
2 -	Out	86.6	25.803	96.3	18.000	104.7	1:34.018	4 -	45.682	96.4	23.128	97.5	17.674	103.6	1:26.484
32	Daniel ROWBOTTOM					DRM M-sport									
1 -	50.411	88.9	26.435	71.9	In		4:18.403 P	6 -	46.073	96.3	23.651	97.3	18.310	102.1	1:28.034
2 -	Out	90.3	27.964	81.0	18.640	102.5	1:37.590	7 -	46.415	95.9	24.139	96.7	18.487	102.0	1:29.041
3 -	46.101	95.7	23.798	96.4	In		4:07.872 P	8 -	46.394	95.3	23.959	95.6	18.919	101.7	1:29.272
4 -	Out	96.3	23.660	96.8	18.211	102.1	1:29.056	9 -	46.564	95.5	24.063	96.1	18.787	100.5	1:29.414
5 -	46.106	96.0	23.645	96.8	18.584	101.4	1:28.335								
34	Martin BYFORD					AB Glass / Z Speed Racing									
1 -	49.382	84.7	26.734	84.6	20.059	100.9	1:36.175	4 -	45.622	97.7	22.989	96.8	17.784	102.5	1:26.395
2 -	47.686	95.3	24.437	95.5	In		4:00.473 P	5 -	53.471	77.0	28.791	75.8	20.426	101.8	1:42.688
3 -	Out	74.4	25.689	94.8	18.614	102.0	1:35.478	6 -	45.948	96.1	23.572	96.1	18.291	102.1	1:27.811
42	David GREEN					Daniels Motorsport									
1 -	52.080	86.3	28.845	72.6	20.263	103.7	1:41.188	5 -	46.316	93.1	25.331	80.6	19.934	102.9	1:31.581
2 -	46.595	96.7	23.388	97.8	17.881	103.2	1:27.864	6 -	46.621	95.1	24.402	96.0	18.425	102.9	1:29.448
3 -	46.735	82.5	26.049	95.7	18.579	102.3	1:31.363	7 -	54.230	71.9	29.623	93.7	19.291	102.1	1:43.144

Rockingham
Circuit Length = 1.9400 miles
Start: 14:15 End: 14:36

Weather / Track : Bright / Dry

SEAT Cupra Championship
QUALIFYING - ROUND 4 - SECTOR ANALYSIS

4 -	47.106	92.4	23.747	96.4	18.444	102.0	1:29.297	8 -	47.124	91.7	23.899	96.3	18.895	101.8	1:29.918
44	Freddy NORDSTROM							PlumberTraining.com / Advent Motorsport							
1 -	50.940	88.0	26.565	75.9	In		3:50.066 P	4 -	54.817	90.7	24.477	96.3	In		4:17.868 P
2 -	Out	94.0	24.173	98.3	18.511	103.6	1:30.975	5 -	Out	89.5	24.588	95.7	19.153	103.6	1:36.734
3 -	45.292	98.4	23.228	98.4	18.103	103.9	1:26.623								
69	Dan STRINGFELLOW							Stringfellow Motorsport / West Suffolk R							
1 -	51.467	90.1	26.050	80.5	19.522	103.2	1:37.039	5 -	Out	84.9	26.052	94.4	18.574	102.3	1:34.297
2 -	46.194	94.0	23.601	98.4	18.119	103.2	1:27.914	6 -	46.282	95.7	23.998	96.7	18.347	102.6	1:28.627
3 -	46.293	94.3	23.923	97.0	18.175	103.2	1:28.391	7 -	46.565	91.7	24.174	96.8	18.325	102.3	1:29.064
4 -	1:00.413	61.6	33.760	61.1	In		5:25.413 P								

SEAT Cupra Championship

QUALIFYING - ROUND 4 - SPEED TRAPS

SECTOR 1				SECTOR 2			FINISH LINE			
POS	NO	NAME	MPH	NO	NAME	MPH	NO	NAME	MPH	
1	44	Freddy NORDSTROM	98.4	3	Andrew HERRON	98.8	1	Jonathan ADAM	104.7	
2	7	Daniel WELCH	97.8	44	Freddy NORDSTROM	98.4	3	Andrew HERRON	104.7	
3	2	Carl BREEZE	97.7	69	Dan STRINGFELLOW	98.4	25	Robert LAWSON	104.7	
4	34	Martin BYFORD	97.7	7	Daniel WELCH	98.3	11	Jeremy GUMBLEY	104.0	
5	3	Andrew HERRON	97.1	1	Jonathan ADAM	98.1	7	Daniel WELCH	103.9	
6	25	Robert LAWSON	96.7	11	Jeremy GUMBLEY	98.0	44	Freddy NORDSTROM	103.9	
7	42	David GREEN	96.7	42	David GREEN	97.8	9	Jamie ACKERS	103.7	
8	1	Jonathan ADAM	96.3	2	Carl BREEZE	97.7	42	David GREEN	103.7	
9	32	Daniel ROWBOTTOM	96.3	25	Robert LAWSON	97.5	2	Carl BREEZE	103.4	
10	8	James APPLEBY	95.7	8	James APPLEBY	97.3	8	James APPLEBY	103.4	
11	69	Dan STRINGFELLOW	95.7	32	Daniel ROWBOTTOM	97.3	69	Dan STRINGFELLOW	103.2	
12	9	Jamie ACKERS	95.5	9	Jamie ACKERS	97.1	32	Daniel ROWBOTTOM	102.8	
13	11	Jeremy GUMBLEY	94.8	34	Martin BYFORD	96.8	34	Martin BYFORD	102.5	

Weather / Track : Bright / Dry

www.tsl-timing.com

Rockingham
 Circuit Length = 1.9400 miles
 Start: 14:15 End: 14:36

Printed - 14.37 Saturday, 12 April 2008


SEAT Cupra Championship

QUALIFYING - ROUND 4 - BEST SECTOR TIMES

SECTOR 1				SECTOR 2				SECTOR 3				IDEAL / BEST COMPARISON			
POS	NO	NAME	TIME	NO	NAME	TIME	NO	NAME	TIME	POS	NO	NAME	IDEAL	BEST	DIFF
1	25	LAWSON	44.978	34	BYFORD	22.989	2	BREEZE	17.640	1	25	LAWSON	1:25.762	1:25.978	0.216
2	1	ADAM	45.171	25	LAWSON	23.110	25	LAWSON	17.674	2	2	BREEZE	1:26.121	1:26.121	0.000
3	44	NORDSTROM	45.292	2	BREEZE	23.159	7	WELCH	17.771	3	1	ADAM	1:26.246	1:26.360	0.114
4	2	BREEZE	45.322	44	NORDSTROM	23.228	34	BYFORD	17.784	4	34	BYFORD	1:26.395	1:26.395	0.000
5	34	BYFORD	45.622	1	ADAM	23.285	1	ADAM	17.790	5	44	NORDSTROM	1:26.623	1:26.623	0.000
6	11	GUMBLEY	45.662	7	WELCH	23.287	42	GREEN	17.881	6	7	WELCH	1:26.760	1:26.834	0.074
7	7	WELCH	45.702	3	HERRON	23.357	11	GUMBLEY	17.918	7	9	ACKERS	1:27.150	1:27.172	0.022
8	9	ACKERS	45.710	9	ACKERS	23.361	3	HERRON	17.960	8	3	HERRON	1:27.205	1:27.461	0.256
9	3	HERRON	45.888	42	GREEN	23.388	9	ACKERS	18.079	9	11	GUMBLEY	1:27.240	1:27.444	0.204
10	8	APPLEBY	46.055	69	STRINGFELLOW	23.601	44	NORDSTROM	18.103	10	42	GREEN	1:27.585	1:27.864	0.279
11	32	ROWBOTTOM	46.073	32	ROWBOTTOM	23.645	69	STRINGFELLOW	18.119	11	69	STRINGFELLOW	1:27.914	1:27.914	0.000
12	69	STRINGFELLOW	46.194	11	GUMBLEY	23.660	32	ROWBOTTOM	18.211	12	32	ROWBOTTOM	1:27.929	1:28.034	0.105
13	42	GREEN	46.316	8	APPLEBY	23.769	8	APPLEBY	18.315	13	8	APPLEBY	1:28.139	1:28.534	0.395
													Perfect Lap		1:25.607

SEAT Cupra Championship

ROUND 4 - GRID

ROW 7	1:28.034 32 Daniel ROWBOTTOM	1:28.534 8 James APPLEBY
ROW 6	1:27.864 42 David GREEN	1:27.914 69 Dan STRINGFELLOW
ROW 5	1:27.444 11 Jeremy GUMBLEY	1:27.461 3 Andrew HERRON
ROW 4	1:26.834 7 Daniel WELCH	1:27.172 9 Jamie ACKERS
ROW 3	1:26.395 34 Martin BYFORD	1:26.623 44 Freddy NORDSTROM
ROW 2	1:26.121 2 Carl BREEZE	1:26.360 1 Jonathan ADAM
ROW 1		1:25.978 25 Robert LAWSON
Pole		
		

Rockingham
Circuit Length = 1.9400 miles

Clerk of Course :		Timekeeper :

SEAT Cupra Championship

ROUND 3 - CLASSIFICATION

POS	NO	CL	NAME	NAT	ENTRY	LAPS	TIME	GAP	DIFF	MPH	BEST	ON
1	2		Carl BREEZE		Blue Chip / Welch Motorsport	16	23:44.891			78.42	1:26.860	2
2	1		Jonathan ADAM		Total Control Racing	16	23:47.411	2.520	2.520	78.28	1:26.965	2
3	34		Martin BYFORD		AB Glass / Z Speed Racing	16	23:54.372	9.481	6.961	77.90	1:27.490	2
4	25		Robert LAWSON		Bardon / JHR	16	23:56.317	11.426	1.945	77.79	1:27.675	4
5	3		Andrew HERRON		Brian Herron Plant / JHR	16	24:08.444	23.553	12.127	77.14	1:28.156	2
6	32		Daniel ROWBOTTOM		DRM M-sport	16	24:11.729	26.838	3.285	76.97	1:29.094	2
7	9		Jamie ACKERS		Total Control Racing	16	24:14.449	29.558	2.720	76.82	1:27.735	2
8	11		Jeremy GUMBLEY		JeremyGumbley.com / Welch Motorsport	16	24:18.764	33.873	4.315	76.60	1:28.053	2
9	8		James APPLEBY		Hardinge Machine Tools	16	24:19.113	34.222	0.349	76.58	1:27.927	3
10	7		Daniel WELCH		Marriott / Welch Motorsport	16	24:19.975	35.084	0.862	76.53	1:27.153	2
11	42		David GREEN		Daniels Motorsport	16	24:20.234	35.343	0.259	76.52	1:29.558	4
12	69		Dan STRINGFELLOW		Stringfellow Motorsport / West Suffolk R	16	24:49.886	1:04.995	29.652	75.00	1:28.355	3
NOT CLASSIFIED												
DNF	44		Freddy NORDSTROM		PlumberTraining.com / Advent Motorsport	11	18:20.412	5 laps	5 laps	69.81	1:28.746	4
FASTEST LAP												
	2		Carl BREEZE		Blue Chip / Welch Motorsport	2	1:26.860			80.40 mph	129.39 kph	

Weather / Track : Cloudy / Dry

These results are provisional until the conclusion of any judicial and technical matters.

Rockingham
Circuit Length = 1.9400 miles
Start: 16:44 End: 17:09

Clerk of Course :		Timekeeper :
-------------------	--	--------------

SEAT Cupra Championship

ROUND 3 - SECTOR ANALYSIS

1		Jonathan ADAM				Total Control Racing									
1 -	49.905	95.6	23.319	97.0	17.754	104.9	1:30.978	9 -	46.683	93.7	23.990	96.0	18.435	103.2	1:29.108
2 -	45.643	96.6	23.465	96.7	17.857	104.4	1:26.965	10 -	46.782	94.4	24.019	96.0	18.248	103.2	1:29.049
3 -	45.824	96.0	23.614	96.8	18.013	103.1	1:27.451	11 -	46.885	92.9	24.015	95.6	18.221	103.7	1:29.121
4 -	46.134	95.2	23.762	96.6	18.121	103.1	1:28.017	12 -	46.943	93.7	24.213	96.0	18.402	103.2	1:29.558
5 -	46.427	94.4	23.917	96.6	18.236	103.2	1:28.580	13 -	47.540	93.9	24.273	96.1	18.365	102.9	1:30.178
6 -	46.614	94.7	23.778	96.7	18.261	103.1	1:28.653	14 -	47.034	93.9	24.146	96.4	18.433	102.9	1:29.613
7 -	46.863	93.6	23.870	96.6	18.342	103.1	1:29.075	15 -	47.311	93.1	24.379	96.6	18.444	102.8	1:30.134
8 -	46.757	93.9	23.959	96.3	18.250	103.1	1:28.966	16 -	47.346	93.5	24.156	96.1	18.553	102.8	1:30.055
2		Carl BREEZE				Blue Chip / Welch Motorsport									
1 -	49.069	97.4	23.375	96.8	17.743	103.9	1:30.187	9 -	46.765	94.0	23.949	96.4	18.115	103.2	1:28.829
2 -	45.554	96.8	23.407	96.3	17.899	102.8	1:26.860	10 -	46.572	95.2	24.196	95.7	18.217	102.9	1:28.985
3 -	45.938	96.1	23.605	96.7	17.893	101.2	1:27.436	11 -	46.891	93.9	24.141	95.6	18.295	102.9	1:29.327
4 -	46.256	96.0	23.672	97.1	17.883	102.9	1:27.811	12 -	46.940	93.9	24.120	96.4	18.298	102.9	1:29.358
5 -	46.340	96.1	23.794	96.7	18.108	103.1	1:28.242	13 -	47.033	94.0	24.226	96.6	18.370	102.8	1:29.629
6 -	46.457	95.2	23.765	96.7	18.101	103.1	1:28.323	14 -	47.175	93.7	24.382	96.8	18.445	102.9	1:30.002
7 -	46.822	94.4	23.822	97.0	18.154	102.9	1:28.798	15 -	47.274	93.1	24.229	96.8	18.360	102.8	1:29.863
8 -	46.623	95.2	24.043	96.0	18.097	102.9	1:28.763	16 -	47.432	93.1	24.357	97.1	18.640	102.0	1:30.429
3		Andrew HERRON				Brian Herron Plant / JHR									
1 -	51.574	95.9	23.851	98.4	18.242	104.4	1:33.667	9 -	47.133	94.4	24.163	96.6	19.057	104.2	1:30.353
2 -	46.424	96.1	23.684	97.8	18.048	104.9	1:28.156	10 -	46.753	93.6	24.180	97.0	18.414	103.2	1:29.347
3 -	46.292	95.6	23.883	98.1	18.254	104.0	1:28.429	11 -	47.116	94.3	24.195	96.8	18.336	104.2	1:29.647
4 -	46.600	94.5	23.900	97.8	18.175	104.7	1:28.675	12 -	47.653	94.1	24.704	96.3	18.728	103.7	1:31.085
5 -	46.863	94.7	24.079	97.0	18.301	104.5	1:29.243	13 -	48.426	91.3	24.833	96.7	19.092	102.8	1:32.351
6 -	46.818	93.6	24.059	96.8	18.331	104.2	1:29.208	14 -	48.160	90.0	24.911	96.8	19.105	102.1	1:32.176
7 -	47.005	94.3	24.106	96.8	18.771	102.9	1:29.882	15 -	48.705	88.0	24.374	95.7	18.820	102.6	1:31.899
8 -	47.788	93.5	24.127	97.4	18.404	104.0	1:30.319	16 -	47.300	94.1	24.164	96.8	18.594	101.7	1:30.058
7		Daniel WELCH				Marriott / Welch Motorsport									
1 -	49.187	97.4	23.440	98.1	17.984	103.9	1:30.611	9 -	47.706	91.3	24.628	96.6	18.843	101.2	1:31.177
2 -	45.826	96.3	23.399	97.7	17.928	103.9	1:27.153	10 -	47.870	91.6	24.327	96.3	18.507	102.9	1:30.704
3 -	46.084	93.7	23.830	97.1	18.002	103.2	1:27.916	11 -	47.493	90.9	24.502	95.5	18.657	103.4	1:30.652
4 -	46.448	94.7	23.899	97.1	18.215	102.8	1:28.562	12 -	47.833	91.6	24.593	96.8	18.831	101.8	1:31.257
5 -	46.713	94.7	24.074	95.9	18.444	102.9	1:29.231	13 -	48.785	90.2	24.763	96.3	18.949	101.7	1:32.497
6 -	46.858	92.3	24.256	96.4	18.578	101.8	1:29.692	14 -	48.386	89.4	24.874	96.7	19.130	102.5	1:32.390
7 -	47.487	92.3	24.004	96.7	18.657	102.0	1:30.148	15 -	48.952	84.3	31.016	94.3	19.216	102.3	1:39.184
8 -	47.700	91.3	24.201	96.8	18.406	102.5	1:30.307	16 -	48.968	88.9	25.627	94.8	19.925	102.9	1:34.520
8		James APPLEBY				Hardinge Machine Tools									
1 -	51.498	91.9	24.162	98.1	18.697	105.8	1:34.357	9 -	47.254	93.1	24.443	94.3	19.118	103.2	1:30.815
2 -	46.223	93.6	23.974	96.6	18.345	104.0	1:28.542	10 -	48.134	92.1	24.469	95.9	18.753	102.3	1:31.356
3 -	45.922	95.2	23.863	94.3	18.142	102.5	1:27.927	11 -	47.504	92.1	24.454	95.2	18.976	103.4	1:30.934
4 -	46.576	92.6	24.109	96.1	18.898	103.2	1:29.583	12 -	47.299	92.6	24.335	95.2	18.801	101.5	1:30.435
5 -	48.762	93.6	24.362	96.0	18.694	103.1	1:31.818	13 -	47.433	92.4	24.714	94.4	18.982	102.5	1:31.129
6 -	46.914	94.1	24.530	90.3	18.651	103.6	1:30.095	14 -	47.979	91.8	24.637	95.6	18.826	103.2	1:31.442
7 -	46.760	92.9	24.368	95.6	19.119	101.7	1:30.247	15 -	47.501	92.6	24.720	95.9	19.319	100.6	1:31.540
8 -	47.357	92.8	24.270	95.9	18.808	103.1	1:30.435	16 -	47.975	90.0	25.219	96.0	19.290	103.1	1:32.484
9		Jamie ACKERS				Total Control Racing									
1 -	50.260	94.7	23.743	96.8	18.193	104.5	1:32.196	9 -	46.891	92.8	24.215	96.6	19.250	102.5	1:30.356
2 -	46.009	96.7	23.668	96.6	18.058	104.0	1:27.735	10 -	52.240	90.8	24.525	94.8	18.587	102.9	1:35.352
3 -	46.298	92.7	24.033	97.1	18.226	103.7	1:28.557	11 -	48.071	93.1	24.560	95.6	18.701	103.4	1:31.332
4 -	46.630	94.7	23.802	96.1	18.420	103.4	1:28.852	12 -	47.820	89.7	24.750	95.9	18.740	102.8	1:31.310
5 -	46.626	92.9	24.103	96.1	18.423	102.9	1:29.152	13 -	47.665	92.7	24.377	95.3	18.751	103.2	1:30.793
6 -	46.862	94.4	23.976	95.9	18.556	103.1	1:29.394	14 -	47.283	92.9	24.333	95.7	18.734	103.1	1:30.350
7 -	47.077	93.1	24.137	96.0	18.719	102.6	1:29.933	15 -	48.239	91.4	24.595	95.7	19.022	103.4	1:31.856
8 -	47.687	93.2	24.129	96.4	18.603	102.8	1:30.419	16 -	48.537	91.8	24.451	96.1	18.852	103.1	1:31.840
11		Jeremy GUMBLEY				JeremyGumbley.com / Welch Motorsport									
1 -	49.996	94.7	23.532	97.7	17.904	103.4	1:31.432	9 -	47.155	92.6	24.486	97.0	18.393	102.9	1:30.034
2 -	46.363	94.4	23.666	96.3	18.024	102.9	1:28.053	10 -	47.718	93.3	24.419	96.1	18.550	103.2	1:30.687

Rockingham
Circuit Length = 1.9400 miles
Start: 16:44 End: 17:09

Weather / Track : Cloudy / Dry

SEAT Cupra Championship

ROUND 3 - SECTOR ANALYSIS

3 -	46.636	94.5	24.356	97.1	18.340	103.1	1:29.332	11 -	47.284	91.9	24.393	95.6	18.574	103.4	1:30.251
4 -	46.306	94.7	23.787	97.1	18.515	103.2	1:28.608	12 -	47.804	93.1	24.651	96.3	18.765	102.1	1:31.220
5 -	46.580	92.9	24.079	96.3	18.297	103.6	1:28.956	13 -	49.097	92.3	24.815	96.0	18.981	100.6	1:32.893
6 -	46.599	94.1	23.960	96.7	18.340	102.5	1:28.899	14 -	49.624	90.2	24.930	96.0	18.746	103.4	1:33.300
7 -	47.048	93.2	24.160	95.7	18.369	102.1	1:29.577	15 -	47.955	90.9	26.760	91.2	19.868	100.3	1:34.583
8 -	47.390	93.2	24.166	96.8	18.679	103.6	1:30.235	16 -	50.827	84.6	25.835	93.7	19.682	96.1	1:36.344
25	Robert LAWSON							Bardon / JHR							
1 -	49.120	98.7	23.650	97.4	17.789	105.2	1:30.559	9 -	47.083	90.9	24.720	94.9	18.735	103.4	1:30.538
2 -	49.067	97.0	23.451	96.8	17.949	104.2	1:30.467	10 -	46.866	93.9	24.066	96.0	18.239	103.4	1:29.171
3 -	46.477	92.1	23.908	97.3	17.897	103.4	1:28.282	11 -	46.830	93.6	24.063	96.0	18.322	103.4	1:29.215
4 -	46.025	96.1	23.728	97.8	17.922	104.2	1:27.675	12 -	47.231	93.5	24.232	97.0	18.265	103.2	1:29.728
5 -	46.224	96.3	23.807	97.0	18.121	103.7	1:28.152	13 -	47.100	93.7	24.203	96.8	18.595	103.2	1:29.898
6 -	46.330	93.6	24.095	95.9	18.386	103.2	1:28.811	14 -	47.201	93.2	24.204	96.4	18.411	103.2	1:29.816
7 -	47.779	93.3	24.136	95.7	18.439	101.1	1:30.354	15 -	47.143	93.1	24.202	96.3	18.448	102.3	1:29.793
8 -	48.451	93.9	24.067	96.6	18.316	104.0	1:30.834	16 -	47.248	92.9	24.167	97.0	18.364	103.4	1:29.779
32	Daniel ROWBOTTOM							DRM M-sport							
1 -	51.335	87.5	24.204	97.0	18.361	104.4	1:33.900	9 -	47.101	91.8	24.368	96.3	18.650	103.6	1:30.119
2 -	46.912	92.6	24.070	96.0	18.112	103.9	1:29.094	10 -	47.765	91.1	24.409	96.6	18.762	104.0	1:30.936
3 -	47.269	96.0	23.898	96.6	18.219	104.0	1:29.386	11 -	47.143	91.7	24.460	96.0	18.677	103.4	1:30.280
4 -	46.488	95.3	24.276	96.6	18.476	102.9	1:29.240	12 -	48.210	85.9	24.577	95.7	18.657	103.1	1:31.444
5 -	47.341	94.4	24.099	96.3	18.490	102.6	1:29.930	13 -	47.151	93.7	24.348	96.4	18.548	103.4	1:30.047
6 -	47.120	92.1	24.228	96.7	18.427	102.9	1:29.775	14 -	47.063	93.3	24.568	96.4	18.702	102.9	1:30.333
7 -	46.795	92.8	24.222	96.0	18.469	103.4	1:29.486	15 -	47.753	93.6	24.764	94.4	18.657	103.1	1:31.174
8 -	47.261	92.4	24.356	96.8	18.508	103.6	1:30.125	16 -	47.665	92.4	24.564	96.0	18.841	102.5	1:31.070
34	Martin BYFORD							AB Glass / Z Speed Racing							
1 -	49.275	97.5	23.500	97.0	18.010	103.4	1:30.785	9 -	46.884	94.3	24.100	94.8	18.357	103.1	1:29.341
2 -	45.888	97.1	23.571	94.8	18.031	103.1	1:27.490	10 -	47.015	93.7	24.168	95.2	18.543	103.1	1:29.726
3 -	45.892	95.7	23.776	96.1	18.093	103.2	1:27.761	11 -	46.997	93.6	24.218	94.9	18.468	103.2	1:29.683
4 -	46.273	95.5	23.730	95.3	18.266	102.6	1:28.269	12 -	47.266	93.5	24.359	94.4	18.590	102.6	1:30.215
5 -	46.542	95.2	23.918	95.9	18.331	102.9	1:28.791	13 -	47.295	93.3	24.323	95.6	18.430	102.9	1:30.048
6 -	46.673	94.9	24.263	93.2	18.327	102.1	1:29.263	14 -	47.282	92.9	24.406	94.4	18.846	102.6	1:30.534
7 -	47.007	93.2	23.903	96.1	18.547	102.5	1:29.457	15 -	47.604	91.9	24.462	95.7	18.577	102.8	1:30.643
8 -	46.793	94.5	24.071	95.6	18.376	102.8	1:29.240	16 -	47.499	92.1	24.323	95.5	18.540	102.3	1:30.362
42	David GREEN							Daniels Motorsport							
1 -	50.822	93.6	24.293	97.8	18.446	104.5	1:33.561	9 -	47.594	92.8	24.519	96.1	18.890	103.1	1:31.003
2 -	47.553	97.0	23.593	96.0	18.415	104.0	1:29.561	10 -	48.052	90.2	24.736	95.7	18.571	103.9	1:31.359
3 -	46.710	95.3	24.500	96.6	18.639	102.9	1:29.849	11 -	47.420	91.7	24.315	94.8	19.023	102.5	1:30.758
4 -	47.184	92.6	23.956	96.8	18.418	103.7	1:29.558	12 -	47.437	92.3	24.504	95.6	18.544	102.3	1:30.485
5 -	46.896	93.7	24.947	92.8	18.470	103.9	1:30.313	13 -	47.607	93.9	24.543	95.1	18.685	101.8	1:30.835
6 -	47.102	94.1	24.059	96.6	18.702	101.1	1:29.863	14 -	48.855	88.8	24.728	95.5	18.992	101.2	1:32.575
7 -	47.054	94.0	24.179	93.3	18.719	102.9	1:29.952	15 -	48.502	86.4	24.628	94.8	18.854	102.5	1:31.984
8 -	47.535	93.9	24.400	96.6	18.554	103.6	1:30.489	16 -	47.670	92.3	25.028	96.4	19.275	101.8	1:31.973
44	Freddy NORDSTROM							PlumberTraining.com / Advent Motorsport							
1 -	54.846	97.3	23.673	99.1	18.621	105.8	1:37.140	7 -	46.982	93.1	24.198	96.4	18.655	103.6	1:29.835
2 -	46.749	95.2	23.756	96.8	18.522	104.4	1:29.027	8 -	47.319	93.5	24.487	96.4	18.765	103.7	1:30.571
3 -	46.400	94.5	24.011	97.3	18.623	102.8	1:29.034	9 -	47.216	94.4	24.325	95.7	18.897	103.4	1:30.438
4 -	46.495	95.6	23.912	97.3	18.339	104.0	1:28.746	10 -	47.595	90.7	24.596	95.1	19.044	103.4	1:31.235
5 -	47.209	92.8	24.274	96.7	18.442	103.4	1:29.925	11 -	47.743	90.0	24.668	95.7	18.729	103.2	1:31.140
6 -	46.941	91.2	24.216	96.7	18.569	103.4	1:29.726								
69	Dan STRINGFELLOW							Stringfellow Motorsport / West Suffolk R							
1 -	50.894	88.3	23.945	97.1	18.490	102.6	1:33.329	9 -	47.390	90.2	24.170	96.4	18.494	102.6	1:30.054
2 -	47.024	92.8	23.764	96.3	18.216	103.1	1:29.004	10 -	47.656	90.4	24.618	94.9	18.447	103.2	1:30.721
3 -	46.306	94.0	23.867	96.8	18.182	102.6	1:28.355	11 -	47.651	92.1	24.443	95.6	18.454	103.1	1:30.548
4 -	46.828	91.8	24.178	96.3	18.666	102.8	1:29.672	12 -	48.614	87.6	26.082	95.7	18.727	103.1	1:33.423
5 -	47.049	92.2	24.471	96.4	18.128	102.8	1:29.648	13 -	47.699	92.4	24.729	96.4	18.565	103.1	1:30.993
6 -	47.816	90.2	24.063	96.4	18.380	102.1	1:30.259	14 -	47.987	90.9	27.175	95.5	18.926	102.8	1:34.088
7 -	47.105	92.8	24.248	95.9	18.407	102.3	1:29.760	15 -	51.564	75.8	28.404	73.8	22.553	68.6	1:42.521
8 -	47.434	90.7	24.180	96.3	18.518	102.6	1:30.132	16 -	59.752	74.3	28.756	67.4	23.251	69.3	1:51.759

Rockingham
Circuit Length = 1.9400 miles
Start: 16:44 End: 17:09

Weather / Track : Cloudy / Dry

SEAT Cupra Championship

ROUND 3 - SPEED TRAPS

SECTOR 1				SECTOR 2			FINISH LINE			
POS	NO	NAME	MPH	NO	NAME	MPH	NO	NAME	MPH	
1	25	Robert LAWSON	98.7	44	Freddy NORDSTROM	99.1	8	James APPLEBY	105.8	
2	34	Martin BYFORD	97.5	3	Andrew HERRON	98.4	44	Freddy NORDSTROM	105.8	
3	2	Carl BREEZE	97.4	7	Daniel WELCH	98.1	25	Robert LAWSON	105.2	
4	7	Daniel WELCH	97.4	8	James APPLEBY	98.1	1	Jonathan ADAM	104.9	
5	44	Freddy NORDSTROM	97.3	25	Robert LAWSON	97.8	3	Andrew HERRON	104.9	
6	42	David GREEN	97.0	42	David GREEN	97.8	9	Jamie ACKERS	104.5	
7	9	Jamie ACKERS	96.7	11	Jeremy GUMBLEY	97.7	42	David GREEN	104.5	
8	1	Jonathan ADAM	96.6	2	Carl BREEZE	97.1	32	Daniel ROWBOTTOM	104.4	
9	3	Andrew HERRON	96.1	9	Jamie ACKERS	97.1	2	Carl BREEZE	103.9	
10	32	Daniel ROWBOTTOM	96.0	69	Dan STRINGFELLOW	97.1	7	Daniel WELCH	103.9	
11	8	James APPLEBY	95.2	1	Jonathan ADAM	97.0	11	Jeremy GUMBLEY	103.6	
12	11	Jeremy GUMBLEY	94.7	32	Daniel ROWBOTTOM	97.0	34	Martin BYFORD	103.4	
13	69	Dan STRINGFELLOW	94.0	34	Martin BYFORD	97.0	69	Dan STRINGFELLOW	103.2	

Weather / Track : Cloudy / Dry

www.tsl-timing.com

Rockingham
 Circuit Length = 1.9400 miles
 Start: 16:44 End: 17:09

Printed - 17.10 Saturday, 12 April 2008

SEAT Cupra Championship

ROUND 3 - BEST SECTOR TIMES

SECTOR 1			SECTOR 2			SECTOR 3			IDEAL / BEST COMPARISON						
POS	NO	NAME	TIME	NO	NAME	TIME	NO	NAME	TIME	POS	NO	NAME	IDEAL	BEST	DIFF
1	2	BREEZE	45.554	1	ADAM	23.319	2	BREEZE	17.743	1	2	BREEZE	1:26.672	1:26.860	0.188
2	1	ADAM	45.643	2	BREEZE	23.375	1	ADAM	17.754	2	1	ADAM	1:26.716	1:26.965	0.249
3	7	WELCH	45.826	7	WELCH	23.399	25	LAWSON	17.789	3	7	WELCH	1:27.153	1:27.153	0.000
4	34	BYFORD	45.888	25	LAWSON	23.451	11	GUMBLEY	17.904	4	25	LAWSON	1:27.265	1:27.675	0.410
5	8	APPLEBY	45.922	34	BYFORD	23.500	7	WELCH	17.928	5	34	BYFORD	1:27.398	1:27.490	0.092
6	9	ACKERS	46.009	11	GUMBLEY	23.532	34	BYFORD	18.010	6	9	ACKERS	1:27.735	1:27.735	0.000
7	25	LAWSON	46.025	42	GREEN	23.593	3	HERRON	18.048	7	11	GUMBLEY	1:27.742	1:28.053	0.311
8	3	HERRON	46.292	9	ACKERS	23.668	9	ACKERS	18.058	8	8	APPLEBY	1:27.927	1:27.927	0.000
9	11	GUMBLEY	46.306	44	NORDSTROM	23.673	32	ROWBOTTOM	18.112	9	3	HERRON	1:28.024	1:28.156	0.132
10	69	STRINGFELLOW	46.306	3	HERRON	23.684	69	STRINGFELLOW	18.128	10	69	STRINGFELLOW	1:28.198	1:28.355	0.157
11	44	NORDSTROM	46.400	69	STRINGFELLOW	23.764	8	APPLEBY	18.142	11	44	NORDSTROM	1:28.412	1:28.746	0.334
12	32	ROWBOTTOM	46.488	8	APPLEBY	23.863	44	NORDSTROM	18.339	12	32	ROWBOTTOM	1:28.498	1:29.094	0.596
13	42	GREEN	46.710	32	ROWBOTTOM	23.898	42	GREEN	18.415	13	42	GREEN	1:28.718	1:29.558	0.840
													Perfect Lap		1:26.616

SEAT Cupra Championship

ROUND 3 - LAP CHART

Lap 1			Lap 2			Lap 3			Lap 4			Lap 5		
No	Behind	Laptime	No	Behind	Laptime	No	Behind	Laptime	No	Behind	Laptime	No	Behind	Laptime
2		1:30.187	2		1:26.860	2		1:27.436	2		1:27.811	2		1:28.242
1	0.652	1:30.978	1	0.757	1:26.965	1	0.772	1:27.451	1	0.978	1:28.017	1	1.316	1:28.580
34	1.313	1:30.785	34	1.943	1:27.490	34	2.268	1:27.761	34	2.726	1:28.269	34	3.275	1:28.791
25	1.568	1:30.559	7	2.642	1:27.153	7	3.122	1:27.916	7	3.873	1:28.562	7	4.862	1:29.231
7	2.349	1:30.611	11	4.749	1:28.053	25	6.021	1:28.282	25	5.885	1:27.675	25	5.795	1:28.152
11	3.556	1:31.432	25	5.175	1:30.467	11	6.645	1:29.332	11	7.442	1:28.608	11	8.156	1:28.956
9	4.982	1:32.196	9	5.857	1:27.735	9	6.978	1:28.557	9	8.019	1:28.852	9	8.929	1:29.152
3	5.380	1:33.667	3	6.676	1:28.156	3	7.669	1:28.429	3	8.533	1:28.675	3	9.534	1:29.243
69	6.713	1:33.329	69	8.857	1:29.004	69	9.776	1:28.355	69	11.637	1:29.672	69	13.043	1:29.648
32	7.054	1:33.900	32	9.288	1:29.094	8	10.268	1:27.927	8	12.040	1:29.583	32	14.355	1:29.930
42	7.441	1:33.561	8	9.777	1:28.542	32	11.238	1:29.386	32	12.667	1:29.240	44	14.979	1:29.925
8	8.095	1:34.357	42	10.142	1:29.561	44	12.361	1:29.034	44	13.296	1:28.746	8	15.616	1:31.818
44	8.596	1:37.140	44	10.763	1:29.027	42	12.555	1:29.849	42	14.302	1:29.558	42	16.373	1:30.313

SEAT Cupra Championship

ROUND 3 - LAP CHART

Lap 6			Lap 7			Lap 8			Lap 9			Lap 10		
No	Behind	Laptime	No	Behind	Laptime	No	Behind	Laptime	No	Behind	Laptime	No	Behind	Laptime
2		1:28.323	2		1:28.798	2		1:28.763	2		1:28.829	2		1:28.985
1	1.646	1:28.653	1	1.923	1:29.075	1	2.126	1:28.966	1	2.405	1:29.108	1	2.469	1:29.049
34	4.215	1:29.263	34	4.874	1:29.457	34	5.351	1:29.240	34	5.863	1:29.341	34	6.604	1:29.726
7	6.231	1:29.692	7	7.581	1:30.148	7	9.125	1:30.307	7	11.473	1:31.177	25	11.805	1:29.171
25	6.283	1:28.811	25	7.839	1:30.354	25	9.910	1:30.834	25	11.619	1:30.538	7	13.192	1:30.704
11	8.732	1:28.899	11	9.511	1:29.577	11	10.983	1:30.235	11	12.188	1:30.034	11	13.890	1:30.687
9	10.000	1:29.394	9	11.135	1:29.933	9	12.791	1:30.419	9	14.318	1:30.356	3	14.945	1:29.347
3	10.419	1:29.208	3	11.503	1:29.882	3	13.059	1:30.319	3	14.583	1:30.353	69	20.271	1:30.721
69	14.979	1:30.259	69	15.941	1:29.760	69	17.310	1:30.132	69	18.535	1:30.054	9	20.685	1:35.352
32	15.807	1:29.775	32	16.495	1:29.486	32	17.857	1:30.125	32	19.147	1:30.119	32	21.098	1:30.936
44	16.382	1:29.726	44	17.419	1:29.835	44	19.227	1:30.571	44	20.836	1:30.438	44	23.086	1:31.235
8	17.388	1:30.095	8	18.837	1:30.247	8	20.509	1:30.435	8	22.495	1:30.815	8	24.866	1:31.356
42	17.913	1:29.863	42	19.067	1:29.952	42	20.793	1:30.489	42	22.967	1:31.003	42	25.341	1:31.359

SEAT Cupra Championship

ROUND 3 - LAP CHART

Lap 11			Lap 12			Lap 13			Lap 14			Lap 15		
No	Behind	Laptime	No	Behind	Laptime	No	Behind	Laptime	No	Behind	Laptime	No	Behind	Laptime
2		1:29.327	2		1:29.358	2		1:29.629	2		1:30.002	2		1:29.863
1	2.263	1:29.121	1	2.463	1:29.558	1	3.012	1:30.178	1	2.623	1:29.613	1	2.894	1:30.134
34	6.960	1:29.683	34	7.817	1:30.215	34	8.236	1:30.048	34	8.768	1:30.534	34	9.548	1:30.643
25	11.693	1:29.215	25	12.063	1:29.728	25	12.332	1:29.898	25	12.146	1:29.816	25	12.076	1:29.793
7	14.517	1:30.652	7	16.416	1:31.257	7	19.284	1:32.497	7	21.672	1:32.390	3	23.924	1:31.899
11	14.814	1:30.251	11	16.676	1:31.220	3	19.714	1:32.351	3	21.888	1:32.176	32	26.197	1:31.174
3	15.265	1:29.647	3	16.992	1:31.085	11	19.940	1:32.893	11	23.238	1:33.300	11	27.958	1:34.583
69	21.492	1:30.548	32	24.137	1:31.444	32	24.555	1:30.047	32	24.886	1:30.333	9	28.147	1:31.856
32	22.051	1:30.280	9	24.642	1:31.310	9	25.806	1:30.793	9	26.154	1:30.350	7	30.993	1:39.184
9	22.690	1:31.332	69	25.557	1:33.423	69	26.921	1:30.993	8	30.490	1:31.442	8	32.167	1:31.540
44	24.899	1:31.140	8	27.550	1:30.435	8	29.050	1:31.129	69	31.007	1:34.088	42	33.799	1:31.984
8	26.473	1:30.934	42	27.899	1:30.485	42	29.105	1:30.835	42	31.678	1:32.575	69	43.665	1:42.521
42	26.772	1:30.758												

SEAT Cupra Championship

ROUND 3 - LAP CHART

Lap 16		
No	Behind	Laptime
2		1:30.429
1	2.520	1:30.055
34	9.481	1:30.362
25	11.426	1:29.779
3	23.553	1:30.058
32	26.838	1:31.070
9	29.558	1:31.840
11	33.873	1:36.344
8	34.222	1:32.484
7	35.084	1:34.520
42	35.343	1:31.973
69	1:04.995	1:51.759

SEAT Cupra Championship

ROUND 3 - POSITION CHART

No	Name	Laps																
		Pos	1	2	3	4	5	6	7	8	9	10	11	12	13	14	15	16
2	BREEZE	1	2	2	2	2	2	2	2	2	2	2	2	2	2	2	2	2
1	ADAM	2	1	1	1	1	1	1	1	1	1	1	1	1	1	1	1	1
34	BYFORD	3	34	34	34	34	34	34	34	34	34	34	34	34	34	34	34	34
25	LAWSON	4	25	7	7	7	7	7	7	7	7	25	25	25	25	25	25	25
7	WELCH	5	7	11	25	25	25	25	25	25	25	7	7	7	7	7	3	3
11	GUMBLEY	6	11	25	11	11	11	11	11	11	11	11	11	11	3	3	32	32
9	ACKERS	7	9	9	9	9	9	9	9	9	9	3	3	3	11	11	11	9
3	HERRON	8	3	3	3	3	3	3	3	3	3	69	69	32	32	32	9	11
69	STRINGFELLOW	9	69	69	69	69	69	69	69	69	69	9	32	9	9	9	7	8
32	ROWBOTTOM	10	32	32	8	8	32	32	32	32	32	9	69	69	8	8	7	
42	GREEN	11	42	8	32	32	44	44	44	44	44	44	44	8	8	69	42	42
8	APPLEBY	12	8	42	44	44	8	8	8	8	8	8	8	42	42	42	69	69
44	NORDSTROM	13	44	44	42	42	42	42	42	42	42	42	42	42	42	42		

SEAT Cupra Championship

ROUND 4 - CLASSIFICATION

POS	NO	CL	NAME	NAT	ENTRY	LAPS	TIME	GAP	DIFF	MPH	BEST	ON
1	25		Robert LAWSON		Bardon / JHR	16	24:42.094			75.39	1:29.110	14
2	34		Martin BYFORD		AB Glass / Z Speed Racing	16	24:45.445	3.351	3.351	75.22	1:28.912	14
3	7		Daniel WELCH		Marriott / Welch Motorsport	16	24:47.398	5.304	1.953	75.12	1:28.976	16
4	1		Jonathan ADAM		Total Control Racing	16	24:48.710	6.616	1.312	75.06	1:29.080	13
5	2		Carl BREEZE		Blue Chip / Welch Motorsport	16	24:53.030	10.936	4.320	74.84	1:29.152	14
6	32		Daniel ROWBOTTOM		DRM M-sport	16	24:53.811	11.717	0.781	74.80	1:29.512	14
7	44		Freddy NORDSTROM		PlumberTraining.com / Advent Motorsport	16	24:54.131	12.037	0.320	74.78	1:29.330	13
8	3		Andrew HERRON		Brian Herron Plant / JHR	16	24:54.882	12.788	0.751	74.75	1:29.380	13
9	11		Jeremy GUMBLEY		JeremyGumbley.com / Welch Motorsport	16	25:00.353	18.259	5.471	74.47	1:29.471	16
10	69		Dan STRINGFELLOW		Stringfellow Motorsport / West Suffolk R	16	25:13.582	31.488	13.229	73.82	1:30.180	11
11	8		James APPLEBY		Hardinge Machine Tools	16	25:13.987	31.893	0.405	73.80	1:29.833	10
12	9		Jamie ACKERS		Total Control Racing	16	25:31.111	49.017	17.124	72.98	1:29.953	14
13	42		David GREEN		Daniels Motorsport	14	25:57.612	2 laps	2 laps	62.77	1:31.810	12

FASTEST LAP

34	Martin BYFORD		AB Glass / Z Speed Racing	14	1:28.912	78.54 mph	126.41 kph
----	----------------------	--	---------------------------	----	----------	-----------	------------

Weather / Track : Changeable

These results are provisional until the conclusion of any judicial and technical matters.

Rockingham
Circuit Length = 1.9400 miles
Start: 12:17 End: 12:43

Clerk of Course :

Timekeeper :

SEAT Cupra Championship

ROUND 4 - SECTOR ANALYSIS

1		Jonathan ADAM				Total Control Racing									
1 -	1:00.055	78.6	28.926	91.7	20.558	101.4	1:49.539	9 -	47.622	94.5	24.073	96.0	18.278	103.1	1:29.973
2 -	53.504	91.3	26.070	96.3	19.745	101.8	1:39.319	10 -	47.095	97.0	24.133	96.1	18.268	103.4	1:29.496
3 -	51.681	91.7	25.327	95.3	19.499	102.0	1:36.507	11 -	47.226	94.9	24.179	96.3	18.450	103.2	1:29.855
4 -	50.015	95.2	25.031	96.0	19.068	102.6	1:34.114	12 -	46.918	96.0	24.178	96.0	18.247	103.6	1:29.343
5 -	49.819	93.6	24.655	96.0	19.020	102.8	1:33.494	13 -	46.880	95.5	23.981	96.1	18.219	103.9	1:29.080
6 -	49.518	90.6	25.241	95.9	18.958	102.6	1:33.717	14 -	46.834	95.5	24.128	96.0	18.175	103.7	1:29.137
7 -	48.539	95.6	24.844	93.9	18.984	102.8	1:32.367	15 -	46.921	95.2	24.084	96.0	18.302	102.3	1:29.307
8 -	47.703	96.8	24.163	96.3	18.356	103.2	1:30.222	16 -	46.934	95.2	24.280	95.6	18.291	102.1	1:29.505
2		Carl BREEZE				Blue Chip / Welch Motorsport									
1 -	1:00.543	80.0	27.326	88.2	20.444	101.7	1:48.313	9 -	47.913	97.0	24.467	95.1	18.391	103.7	1:30.771
2 -	53.168	89.1	25.763	93.9	19.613	102.1	1:38.544	10 -	47.358	96.3	24.300	96.8	18.243	103.6	1:29.901
3 -	52.189	89.7	25.453	95.7	19.396	102.5	1:37.038	11 -	47.428	94.4	24.286	96.4	18.222	103.6	1:29.936
4 -	50.682	92.2	24.979	96.7	18.984	102.1	1:34.645	12 -	47.041	95.9	24.232	96.4	18.260	103.7	1:29.533
5 -	49.736	92.8	25.008	96.7	18.894	102.6	1:33.638	13 -	47.056	94.8	24.307	97.0	18.370	103.6	1:29.733
6 -	50.761	88.9	24.867	95.7	18.982	102.3	1:34.610	14 -	46.672	96.1	24.225	96.6	18.255	103.7	1:29.152
7 -	48.602	93.2	24.926	96.6	18.819	102.6	1:32.347	15 -	47.170	94.5	24.219	96.6	18.500	102.9	1:29.889
8 -	49.036	96.7	24.630	97.0	18.560	103.9	1:32.226	16 -	47.038	95.7	24.223	96.4	18.558	103.4	1:29.819
3		Andrew HERRON				Brian Herron Plant / JHR									
1 -	58.981	80.4	28.431	78.6	21.294	103.1	1:48.706	9 -	47.644	96.6	24.364	97.1	18.876	103.4	1:30.884
2 -	53.487	91.9	25.589	96.0	19.918	102.8	1:38.994	10 -	47.215	95.7	24.208	97.7	18.670	103.2	1:30.093
3 -	52.437	93.3	25.300	96.3	19.494	103.4	1:37.231	11 -	47.353	94.8	24.102	97.7	18.522	104.0	1:29.977
4 -	50.745	94.5	24.581	97.0	18.853	103.9	1:34.179	12 -	47.127	95.5	24.198	97.7	18.460	104.9	1:29.785
5 -	48.884	96.8	24.907	97.3	18.722	103.9	1:32.513	13 -	46.898	95.6	24.067	97.8	18.415	104.4	1:29.380
6 -	49.283	91.6	25.210	96.1	19.025	103.9	1:33.518	14 -	46.865	95.1	24.240	97.7	18.366	104.9	1:29.471
7 -	48.684	93.9	24.459	91.3	19.433	103.9	1:32.576	15 -	46.842	94.7	24.226	97.4	18.381	103.7	1:29.449
8 -	50.143	94.7	24.280	97.4	18.486	104.0	1:32.909	16 -	46.851	94.0	24.479	97.4	18.256	104.2	1:29.586
7		Daniel WELCH				Marriott / Welch Motorsport									
1 -	59.224	77.9	27.879	87.5	20.396	101.1	1:47.499	9 -	47.705	94.1	24.137	96.0	18.145	102.3	1:29.987
2 -	53.226	89.8	26.506	94.1	19.503	102.0	1:39.235	10 -	47.259	96.3	24.270	96.0	18.146	102.3	1:29.675
3 -	51.257	92.9	25.944	95.1	19.262	102.9	1:36.463	11 -	47.247	96.0	24.048	96.0	18.041	103.4	1:29.336
4 -	50.203	93.3	25.643	94.9	18.885	102.9	1:34.731	12 -	46.979	93.6	24.031	96.4	18.352	102.6	1:29.362
5 -	49.305	96.7	25.070	95.6	18.608	102.8	1:32.983	13 -	47.044	95.6	24.020	96.1	18.378	101.5	1:29.442
6 -	50.701	87.8	25.077	95.6	18.827	103.7	1:34.605	14 -	47.018	94.0	24.217	95.7	18.279	102.3	1:29.514
7 -	48.420	96.0	24.674	96.1	18.508	103.1	1:31.602	15 -	46.856	94.9	23.999	96.6	18.151	103.1	1:29.006
8 -	47.952	97.7	24.327	96.3	18.250	102.8	1:30.529	16 -	46.776	95.1	24.106	96.3	18.094	103.4	1:28.976
8		James APPLEBY				Hardinge Machine Tools									
1 -	1:01.244	80.2	27.964	84.3	21.054	102.3	1:50.262	9 -	47.479	97.0	24.373	96.1	18.717	104.0	1:30.569
2 -	55.904	80.2	27.673	94.9	20.743	99.4	1:44.320	10 -	47.163	95.6	24.208	96.7	18.462	104.2	1:29.833
3 -	52.203	88.4	26.436	95.9	19.519	104.0	1:38.158	11 -	47.237	95.3	24.371	96.3	18.448	103.7	1:30.056
4 -	51.413	95.6	25.582	94.8	19.385	103.4	1:36.380	12 -	47.379	94.3	24.354	96.4	18.664	103.7	1:30.397
5 -	50.333	95.2	25.599	94.7	19.556	103.7	1:35.488	13 -	47.384	95.6	24.256	96.6	18.408	103.6	1:30.048
6 -	49.444	97.3	25.108	96.3	19.588	99.1	1:34.140	14 -	48.186	94.1	24.515	94.9	18.458	103.9	1:31.159
7 -	48.991	98.3	25.136	96.0	18.836	103.4	1:32.963	15 -	47.403	92.4	24.688	91.4	18.577	103.6	1:30.668
8 -	49.145	96.0	24.973	95.6	18.549	104.0	1:32.667	16 -	47.312	94.8	24.366	96.1	18.434	103.2	1:30.112
9		Jamie ACKERS				Total Control Racing									
1 -	1:01.275	80.4	28.081	89.4	20.580	102.3	1:49.936	9 -	47.842	93.3	24.168	96.3	18.657	103.7	1:30.667
2 -	55.464	86.1	26.766	95.1	19.309	101.5	1:41.539	10 -	47.498	94.3	24.284	95.7	18.387	103.2	1:30.169
3 -	53.323	89.5	26.009	95.6	19.453	102.0	1:38.785	11 -	1:05.280	93.1	24.559	95.9	18.435	102.9	1:48.274
4 -	53.350	89.2	25.977	94.8	19.267	102.8	1:38.594	12 -	48.469	92.4	24.617	95.9	18.509	103.4	1:31.595
5 -	50.149	94.1	25.308	95.5	19.115	103.4	1:34.572	13 -	47.439	91.9	24.078	96.6	18.872	103.1	1:30.389
6 -	50.045	94.9	25.533	92.9	18.717	103.7	1:34.295	14 -	47.136	93.1	24.268	95.9	18.549	102.8	1:29.953
7 -	49.210	93.9	24.870	95.9	18.658	103.2	1:32.738	15 -	48.269	91.8	24.233	96.0	18.664	103.1	1:31.166
8 -	48.705	93.9	24.411	96.1	18.644	103.1	1:31.760	16 -	46.905	92.4	24.930	95.1	19.084	102.0	1:30.919
11		Jeremy GUMBLEY				JeremyGumbley.com / Welch Motorsport									
1 -	59.288	76.5	28.296	92.7	21.069	101.4	1:48.653	9 -	48.036	94.4	24.449	96.3	18.737	101.4	1:31.222
2 -	52.680	89.6	25.902	93.3	19.971	102.5	1:38.553	10 -	47.656	94.9	24.617	94.5	18.373	103.6	1:30.646

Rockingham
Circuit Length = 1.9400 miles
Start: 12:17 End: 12:43

Weather / Track : Changeable

SEAT Cupra Championship

ROUND 4 - SECTOR ANALYSIS

3 -	51.813	91.7	26.096	91.8	19.364	103.6	1:37.273	11 -	47.962	94.8	24.260	96.3	18.332	104.4	1:30.554
4 -	54.511	94.4	25.168	96.1	19.083	103.1	1:38.762	12 -	48.585	94.3	24.413	95.6	18.280	103.7	1:31.278
5 -	49.511	94.9	24.989	96.8	18.779	103.1	1:33.279	13 -	47.408	93.6	24.462	94.1	18.595	103.1	1:30.465
6 -	48.480	97.3	24.543	95.3	18.574	103.4	1:31.597	14 -	47.362	92.9	24.250	97.0	18.367	103.9	1:29.979
7 -	48.547	95.7	24.369	95.9	18.471	104.2	1:31.387	15 -	47.171	93.6	24.391	94.7	18.405	102.9	1:29.967
8 -	49.157	96.1	24.580	96.6	18.537	103.7	1:32.274	16 -	46.880	92.4	24.303	96.4	18.288	102.9	1:29.471
25	Robert LAWSON							Bardon / JHR							
1 -	57.225	89.5	26.135	92.1	20.288	102.8	1:43.648	9 -	47.910	96.8	24.131	96.1	18.519	104.0	1:30.560
2 -	52.535	91.3	25.221	94.9	19.580	103.1	1:37.336	10 -	47.896	96.1	23.867	96.4	18.351	103.7	1:30.114
3 -	51.161	92.8	24.997	94.1	19.543	103.1	1:35.701	11 -	47.241	97.4	23.937	96.0	18.484	103.4	1:29.662
4 -	50.210	95.2	24.718	95.5	19.553	102.8	1:34.481	12 -	47.133	96.0	23.787	96.7	18.324	103.7	1:29.244
5 -	50.112	94.4	24.871	95.7	19.253	103.2	1:34.236	13 -	47.117	95.6	23.955	96.3	18.423	103.6	1:29.495
6 -	49.592	94.4	24.814	95.9	18.993	103.2	1:33.399	14 -	46.849	95.3	23.868	96.7	18.393	103.9	1:29.110
7 -	49.161	95.3	24.535	96.0	18.806	103.7	1:32.502	15 -	47.004	95.3	23.951	96.1	18.263	103.7	1:29.218
8 -	48.470	96.1	24.297	96.4	18.589	103.9	1:31.356	16 -	47.151	95.2	24.066	95.9	18.293	103.6	1:29.510
32	Daniel ROWBOTTOM							DRM M-sport							
1 -	58.693	86.0	28.103	86.6	21.851	102.3	1:48.647	9 -	47.972	93.6	24.387	96.8	18.368	103.9	1:30.727
2 -	54.465	88.5	26.012	96.0	19.693	102.1	1:40.170	10 -	47.343	95.6	24.369	96.6	18.242	103.7	1:29.954
3 -	52.261	91.8	25.323	96.0	19.311	103.1	1:36.895	11 -	47.173	96.1	24.269	96.4	18.388	103.7	1:29.830
4 -	50.777	95.3	25.009	96.8	19.006	103.4	1:34.792	12 -	46.984	94.4	24.304	96.4	18.328	104.2	1:29.616
5 -	49.161	94.8	24.886	96.3	18.701	103.9	1:32.748	13 -	47.009	95.9	24.159	96.6	18.359	104.0	1:29.527
6 -	48.769	94.7	24.573	97.3	19.034	104.4	1:32.376	14 -	46.803	94.8	24.227	95.7	18.482	103.7	1:29.512
7 -	48.581	91.7	24.554	96.8	18.807	104.2	1:31.942	15 -	47.011	94.4	24.233	96.8	18.396	103.4	1:29.640
8 -	48.139	96.0	24.489	97.0	18.494	103.7	1:31.122	16 -	46.914	93.7	24.426	96.6	18.504	103.2	1:29.844
34	Martin BYFORD							AB Glass / Z Speed Racing							
1 -	59.913	81.9	28.159	89.8	20.487	101.8	1:48.559	9 -	47.542	98.0	23.931	95.5	18.658	101.8	1:30.131
2 -	53.078	89.8	26.267	93.3	19.854	102.1	1:39.199	10 -	47.450	94.9	23.903	95.3	18.395	102.3	1:29.748
3 -	51.640	95.6	25.474	94.1	19.316	102.3	1:36.430	11 -	47.124	96.3	23.757	96.0	18.252	102.1	1:29.133
4 -	49.827	95.9	24.973	94.9	19.069	101.7	1:33.869	12 -	47.153	94.8	23.903	96.0	18.255	102.8	1:29.311
5 -	50.183	97.7	24.789	95.6	18.978	102.3	1:33.950	13 -	46.829	95.9	23.953	95.1	18.175	103.1	1:28.957
6 -	49.775	90.1	24.679	95.1	18.657	102.3	1:33.111	14 -	46.783	94.5	23.900	96.3	18.229	103.1	1:28.912
7 -	48.080	98.0	24.353	95.1	18.581	102.0	1:31.014	15 -	46.784	94.4	24.091	95.1	18.402	102.6	1:29.277
8 -	47.968	97.7	24.120	95.2	18.456	102.1	1:30.544	16 -	46.881	94.8	24.102	96.0	18.290	101.5	1:29.273
42	David GREEN							Daniels Motorsport							
1 -	1:34.221	81.1	28.028	90.4	21.517	91.9	2:23.766	8 -	50.116	89.6	24.799	96.8	19.330	103.1	1:34.245
2 -	1:24.924	59.0	33.404	69.0	In		3:55.086 P	9 -	49.450	92.1	24.538	96.7	18.929	102.0	1:32.917
3 -	Out	70.2	36.113	85.3	21.419	92.9	2:01.763	10 -	49.480	87.4	24.842	96.8	19.023	102.6	1:33.345
4 -	59.478	83.6	26.510	94.0	20.072	100.8	1:46.060	11 -	49.348	92.3	24.812	96.6	18.889	102.6	1:33.049
5 -	56.983	83.3	27.276	95.6	19.817	101.2	1:44.076	12 -	48.836	92.3	24.253	96.1	18.721	102.8	1:31.810
6 -	52.679	90.0	24.968	96.7	19.210	102.9	1:36.857	13 -	48.801	92.9	24.463	96.1	19.050	103.6	1:32.314
7 -	50.124	94.7	24.624	96.6	19.068	102.5	1:33.816	14 -	48.675	89.8	24.616	96.0	18.996	102.9	1:32.287
44	Freddy NORDSTROM							PlumberTraining.com / Advent Motorsport							
1 -	1:09.375	89.0	25.372	96.7	19.596	102.1	1:54.343	9 -	47.916	97.4	24.551	96.4	18.359	103.9	1:30.826
2 -	53.739	82.0	25.738	96.6	19.159	102.8	1:38.636	10 -	47.429	97.1	24.371	96.7	18.293	104.5	1:30.093
3 -	50.855	94.1	25.152	97.0	19.074	104.2	1:35.081	11 -	47.320	96.7	24.252	96.3	18.235	104.2	1:29.807
4 -	49.802	93.7	24.964	96.6	18.887	103.9	1:33.653	12 -	46.970	95.6	24.233	96.4	18.602	102.3	1:29.805
5 -	49.098	94.3	24.761	96.3	18.528	104.2	1:32.387	13 -	46.845	95.7	24.235	96.3	18.250	103.7	1:29.330
6 -	48.937	95.5	25.090	96.0	19.032	103.7	1:33.059	14 -	46.798	94.7	24.201	97.5	18.448	103.9	1:29.447
7 -	48.360	96.4	24.630	97.0	18.965	103.6	1:31.955	15 -	47.126	94.4	24.319	96.7	18.307	104.0	1:29.752
8 -	49.223	97.8	24.263	97.1	18.374	104.5	1:31.860	16 -	46.814	94.8	24.322	95.9	18.480	103.9	1:29.616
69	Dan STRINGFELLOW							Stringfellow Motorsport / West Suffolk R							
1 -	1:00.636	81.7	28.504	94.9	20.952	100.8	1:50.092	9 -	48.062	95.6	24.183	95.6	18.257	102.8	1:30.502
2 -	56.341	79.5	26.833	96.1	20.152	101.4	1:43.326	10 -	47.632	94.7	24.399	96.0	18.417	102.1	1:30.448
3 -	53.748	85.1	25.999	95.9	19.398	101.2	1:39.145	11 -	47.554	94.5	24.337	95.5	18.289	103.1	1:30.180
4 -	53.290	90.6	25.484	95.7	19.378	102.3	1:38.152	12 -	48.262	93.3	24.610	95.9	18.338	102.5	1:31.210
5 -	50.250	92.2	24.886	97.1	19.769	102.1	1:34.905	13 -	47.467	94.3	24.586	96.0	18.254	102.3	1:30.307
6 -	49.749	94.9	24.622	96.1	19.678	101.7	1:34.049	14 -	48.411	93.7	24.308	95.7	18.235	102.3	1:30.954
7 -	49.242	93.7	24.414	96.4	18.500	102.3	1:32.156	15 -	47.692	92.4	24.600	95.2	18.479	102.0	1:30.771
8 -	48.092	96.0	24.437	96.3	18.368	102.3	1:30.897	16 -	47.402	93.9	24.642	95.9	18.297	102.5	1:30.341

Rockingham
Circuit Length = 1.9400 miles
Start: 12:17 End: 12:43

Weather / Track : Changeable

SEAT Cupra Championship

ROUND 4 - SPEED TRAPS

SECTOR 1				SECTOR 2			FINISH LINE			
POS	NO	NAME	MPH	NO	NAME	MPH	NO	NAME	MPH	
1	8	James APPLEBY	98.3	3	Andrew HERRON	97.8	3	Andrew HERRON	104.9	
2	34	Martin BYFORD	98.0	44	Freddy NORDSTROM	97.5	44	Freddy NORDSTROM	104.5	
3	44	Freddy NORDSTROM	97.8	32	Daniel ROWBOTTOM	97.3	11	Jeremy GUMBLEY	104.4	
4	7	Daniel WELCH	97.7	69	Dan STRINGFELLOW	97.1	32	Daniel ROWBOTTOM	104.4	
5	25	Robert LAWSON	97.4	2	Carl BREEZE	97.0	8	James APPLEBY	104.2	
6	11	Jeremy GUMBLEY	97.3	11	Jeremy GUMBLEY	97.0	25	Robert LAWSON	104.0	
7	1	Jonathan ADAM	97.0	42	David GREEN	96.8	1	Jonathan ADAM	103.9	
8	2	Carl BREEZE	97.0	8	James APPLEBY	96.7	2	Carl BREEZE	103.9	
9	3	Andrew HERRON	96.8	25	Robert LAWSON	96.7	7	Daniel WELCH	103.7	
10	32	Daniel ROWBOTTOM	96.1	7	Daniel WELCH	96.6	9	Jamie ACKERS	103.7	
11	69	Dan STRINGFELLOW	96.0	9	Jamie ACKERS	96.6	42	David GREEN	103.6	
12	9	Jamie ACKERS	94.9	1	Jonathan ADAM	96.3	34	Martin BYFORD	103.1	
13	42	David GREEN	94.7	34	Martin BYFORD	96.3	69	Dan STRINGFELLOW	103.1	

SEAT Cupra Championship

ROUND 4 - BEST SECTOR TIMES

SECTOR 1			SECTOR 2			SECTOR 3			IDEAL / BEST COMPARISON						
POS	NO	NAME	TIME	NO	NAME	TIME	NO	NAME	TIME	POS	NO	NAME	IDEAL	BEST	DIFF
1	2	BREEZE	46.672	34	BYFORD	23.757	7	WELCH	18.041	1	34	BYFORD	1:28.715	1:28.912	0.197
2	7	WELCH	46.776	25	LAWSON	23.787	1	ADAM	18.175	2	7	WELCH	1:28.816	1:28.976	0.160
3	34	BYFORD	46.783	1	ADAM	23.981	34	BYFORD	18.175	3	25	LAWSON	1:28.899	1:29.110	0.211
4	44	NORDSTROM	46.798	7	WELCH	23.999	2	BREEZE	18.222	4	1	ADAM	1:28.990	1:29.080	0.090
5	32	ROWBOTTOM	46.803	3	HERRON	24.067	44	NORDSTROM	18.235	5	2	BREEZE	1:29.113	1:29.152	0.039
6	1	ADAM	46.834	9	ACKERS	24.078	69	STRINGFELLOW	18.235	6	3	HERRON	1:29.165	1:29.380	0.215
7	3	HERRON	46.842	32	ROWBOTTOM	24.159	32	ROWBOTTOM	18.242	7	32	ROWBOTTOM	1:29.204	1:29.512	0.308
8	25	LAWSON	46.849	69	STRINGFELLOW	24.183	3	HERRON	18.256	8	44	NORDSTROM	1:29.234	1:29.330	0.096
9	11	GUMBLEY	46.880	44	NORDSTROM	24.201	25	LAWSON	18.263	9	9	ACKERS	1:29.370	1:29.953	0.583
10	9	ACKERS	46.905	8	APPLEBY	24.208	11	GUMBLEY	18.280	10	11	GUMBLEY	1:29.410	1:29.471	0.061
11	8	APPLEBY	47.163	2	BREEZE	24.219	9	ACKERS	18.387	11	8	APPLEBY	1:29.779	1:29.833	0.054
12	69	STRINGFELLOW	47.402	11	GUMBLEY	24.250	8	APPLEBY	18.408	12	69	STRINGFELLOW	1:29.820	1:30.180	0.360
13	42	GREEN	48.675	42	GREEN	24.253	42	GREEN	18.721	13	42	GREEN	1:31.649	1:31.810	0.161
												Perfect Lap		1:28.470	

SEAT Cupra Championship

ROUND 4 - LAP CHART

Lap 1			Lap 2			Lap 3			Lap 4			Lap 5		
No	Behind	Laptime	No	Behind	Laptime	No	Behind	Laptime	No	Behind	Laptime	No	Behind	Laptime
25		1:43.648	25		1:37.336	25		1:35.701	25		1:34.481	25		1:34.236
2	5.078	1:48.313	2	6.286	1:38.544	2	7.623	1:37.038	2	7.787	1:34.645	2	7.189	1:33.638
7	5.782	1:47.499	7	7.681	1:39.235	7	8.443	1:36.463	34	8.396	1:33.869	7	7.440	1:32.983
34	6.416	1:48.559	34	8.279	1:39.199	34	9.008	1:36.430	7	8.693	1:34.731	34	8.110	1:33.950
1	7.104	1:49.539	11	8.693	1:38.553	1	9.893	1:36.507	1	9.526	1:34.114	1	8.784	1:33.494
11	7.476	1:48.653	1	9.087	1:39.319	11	10.265	1:37.273	3	11.053	1:34.179	3	9.330	1:32.513
3	8.167	1:48.706	3	9.825	1:38.994	3	11.355	1:37.231	44	12.506	1:33.653	44	10.657	1:32.387
32	8.946	1:48.647	32	11.780	1:40.170	32	12.974	1:36.895	32	13.285	1:34.792	32	11.797	1:32.748
9	9.526	1:49.936	9	13.729	1:41.539	44	13.334	1:35.081	11	14.546	1:38.762	11	13.589	1:33.279
69	10.069	1:50.092	44	13.954	1:38.636	9	16.813	1:38.785	9	20.926	1:38.594	42	2 LAPS	2:01.763
8	10.859	1:50.262	69	16.059	1:43.326	69	19.503	1:39.145	8	22.199	1:36.380	9	21.262	1:34.572
44	12.654	1:54.343	8	17.843	1:44.320	8	20.300	1:38.158	69	23.174	1:38.152	8	23.451	1:35.488
42	43.817	2:23.766				42	1 LAP	3:55.086				69	23.843	1:34.905

SEAT Cupra Championship

ROUND 4 - LAP CHART

Lap 6			Lap 7			Lap 8			Lap 9			Lap 10		
No	Behind	Laptime	No	Behind	Laptime	No	Behind	Laptime	No	Behind	Laptime	No	Behind	Laptime
25		1:33.399	25		1:32.502	25		1:31.356	25		1:30.560	25		1:30.114
34	7.822	1:33.111	34	6.334	1:31.014	34	5.522	1:30.544	34	5.093	1:30.131	34	4.727	1:29.748
2	8.400	1:34.610	7	7.746	1:31.602	7	6.919	1:30.529	7	6.346	1:29.987	7	5.907	1:29.675
7	8.646	1:34.605	2	8.245	1:32.347	1	7.833	1:30.222	1	7.246	1:29.973	1	6.628	1:29.496
1	9.102	1:33.717	1	8.967	1:32.367	2	9.115	1:32.226	2	9.326	1:30.771	2	9.113	1:29.901
3	9.449	1:33.518	3	9.523	1:32.576	32	9.980	1:31.122	32	10.147	1:30.727	32	9.987	1:29.954
44	10.317	1:33.059	44	9.770	1:31.955	44	10.274	1:31.860	44	10.540	1:30.826	44	10.519	1:30.093
32	10.774	1:32.376	32	10.214	1:31.942	3	11.076	1:32.909	3	11.400	1:30.884	3	11.379	1:30.093
11	11.787	1:31.597	11	10.672	1:31.387	11	11.590	1:32.274	11	12.252	1:31.222	11	12.784	1:30.646
9	22.158	1:34.295	9	22.394	1:32.738	9	22.798	1:31.760	9	22.905	1:30.667	9	22.960	1:30.169
8	24.192	1:34.140	69	24.147	1:32.156	69	23.688	1:30.897	69	23.630	1:30.502	69	23.964	1:30.448
69	24.493	1:34.049	8	24.653	1:32.963	8	25.964	1:32.667	8	25.973	1:30.569	8	25.692	1:29.833
42	2 LAPS	1:46.060	42	2 LAPS	1:44.076	42	2 LAPS	1:36.857	42	2 LAPS	1:33.816	42	2 LAPS	1:34.245

SEAT Cupra Championship

ROUND 4 - LAP CHART

Lap 11			Lap 12			Lap 13			Lap 14			Lap 15		
No	Behind	Laptime	No	Behind	Laptime	No	Behind	Laptime	No	Behind	Laptime	No	Behind	Laptime
25		1:29.662	25		1:29.244	25		1:29.495	25		1:29.110	25		1:29.218
34	4.198	1:29.133	34	4.265	1:29.311	34	3.727	1:28.957	34	3.529	1:28.912	34	3.588	1:29.277
7	5.581	1:29.336	7	5.699	1:29.362	7	5.646	1:29.442	7	6.050	1:29.514	7	5.838	1:29.006
1	6.821	1:29.855	1	6.920	1:29.343	1	6.505	1:29.080	1	6.532	1:29.137	1	6.621	1:29.307
2	9.387	1:29.936	2	9.676	1:29.533	2	9.914	1:29.733	2	9.956	1:29.152	2	10.627	1:29.889
32	10.155	1:29.830	32	10.527	1:29.616	32	10.559	1:29.527	32	10.961	1:29.512	32	11.383	1:29.640
44	10.664	1:29.807	44	11.225	1:29.805	44	11.060	1:29.330	44	11.397	1:29.447	44	11.931	1:29.752
3	11.694	1:29.977	3	12.235	1:29.785	3	12.120	1:29.380	3	12.481	1:29.471	3	12.712	1:29.449
11	13.676	1:30.554	11	15.710	1:31.278	11	16.680	1:30.465	11	17.549	1:29.979	11	18.298	1:29.967
69	24.482	1:30.180	69	26.448	1:31.210	69	27.260	1:30.307	69	29.104	1:30.954	69	30.657	1:30.771
8	26.086	1:30.056	8	27.239	1:30.397	8	27.792	1:30.048	8	29.841	1:31.159	8	31.291	1:30.668
9	41.572	1:48.274	9	43.923	1:31.595	9	44.817	1:30.389	9	45.660	1:29.953	9	47.608	1:31.166
42	2 LAPS	1:32.917	42	2 LAPS	1:33.345	42	2 LAPS	1:33.049	42	2 LAPS	1:31.810	42	2 LAPS	1:32.314

SEAT Cupra Championship

ROUND 4 - LAP CHART

Lap 16		
No	Behind	Laptime
25		1:29.510
34	3.351	1:29.273
7	5.304	1:28.976
1	6.616	1:29.505
2	10.936	1:29.819
32	11.717	1:29.844
44	12.037	1:29.616
3	12.788	1:29.586
11	18.259	1:29.471
69	31.488	1:30.341
8	31.893	1:30.112
9	49.017	1:30.919
42	2 LAPS	1:32.287

SEAT Cupra Championship

ROUND 4 - POSITION CHART

No	Name	Laps																
		Pos	1	2	3	4	5	6	7	8	9	10	11	12	13	14	15	16
25	LAWSON	1	25	25	25	25	25	25	25	25	25	25	25	25	25	25	25	25
2	BREEZE	2	2	2	2	2	2	34	34	34	34	34	34	34	34	34	34	34
7	WELCH	3	7	7	7	34	7	2	7	7	7	7	7	7	7	7	7	7
34	BYFORD	4	34	34	34	7	34	7	2	1	1	1	1	1	1	1	1	1
1	ADAM	5	1	11	1	1	1	1	1	2	2	2	2	2	2	2	2	2
11	GUMBLEY	6	11	1	11	3	3	3	3	32	32	32	32	32	32	32	32	32
3	HERRON	7	3	3	3	44	44	44	44	44	44	44	44	44	44	44	44	44
32	ROWBOTTOM	8	32	32	32	32	32	32	32	3	3	3	3	3	3	3	3	3
9	ACKERS	9	9	9	44	11	11	11	11	11	11	11	11	11	11	11	11	11
69	STRINGFELLOW	10	69	44	9	9	9	9	9	9	9	9	69	69	69	69	69	69
8	APPLEBY	11	8	69	69	8	8	8	69	69	69	69	8	8	8	8	8	8
44	NORDSTROM	12	44	8	8	69	69	69	8	8	8	8	9	9	9	9	9	9
42	GREEN	13	42	42	42	42	42	42	42	42	42	42	42	42	42	42	42	42