



# PORSCHE CARRERA CUP GB CHAMPIONSHIP

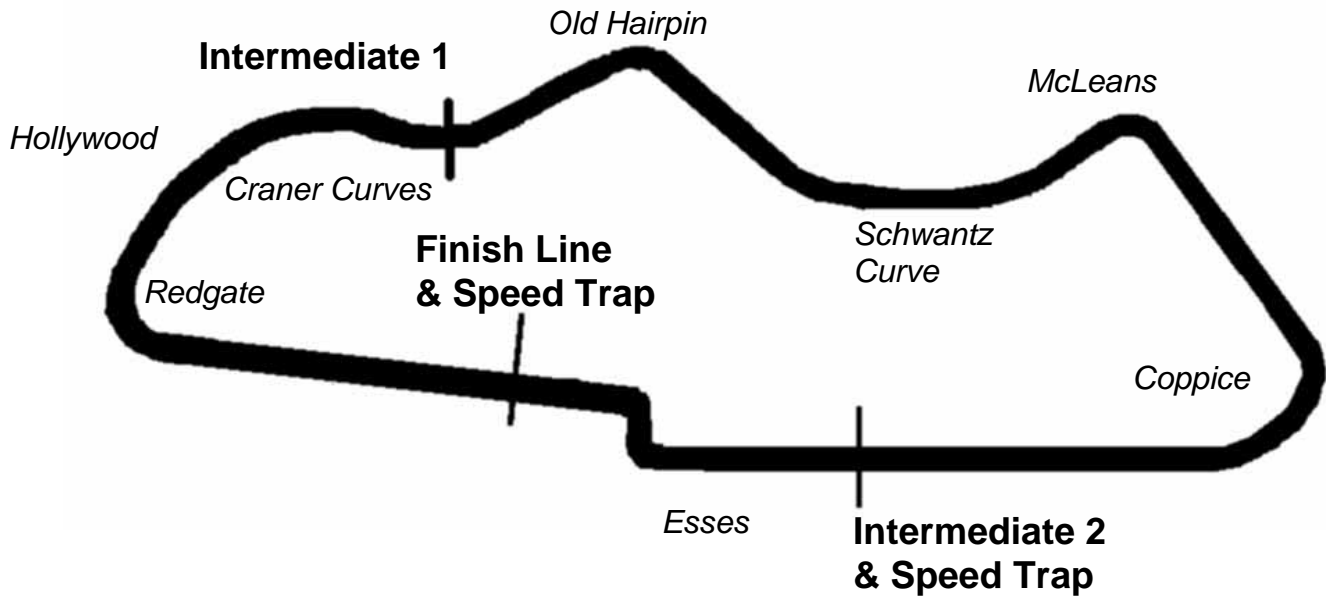
**Rounds 5 & 6  
Donington Park National**

**3rd / 4th May 2008**



**Results Provided by Timing Solutions Ltd**  
[www.tsl-timing.com](http://www.tsl-timing.com)

# DONINGTON PARK NATIONAL



Circuit Length: 1.9573 miles / 3,150.0 metres  
Intermediate 1: 950 metres  
Intermediate 2: 2,650 metres  
Pit In: 3,100 metres  
Pit Out: 236 metres after Finish Line

# Porsche Carrera Cup Great Britain

## QUALIFYING ROUND 5 - CLASSIFICATION

POS	NO	CL	NAME	NAT	ENTRY	TIME	ON	LAPS	GAP	DIFF	MPH
1	8	P	Tim BRIDGMAN	GBR	Team Parker Racing	1:08.540	10	13			102.80
2	44	P	Michael CAINE	GBR	Team Parker Racing	1:08.788	14	16	0.248	0.248	102.43
3	2	P	Tim HARVEY	GBR	Red Line Racing	1:08.862	12	13	0.322	0.074	102.32
4	7	P	Charles BATEMAN	GBR	Team Parker Racing	1:08.958	15	16	0.418	0.096	102.17
5	5	P	Sam HANCOCK	GBR	Jota	1:09.132	7	14	0.592	0.174	101.92
6	60	P	Callum MACLEOD	GBR	Porsche Motorsport	1:09.291	11	12	0.751	0.159	101.68
7	6	P	Phil QUAIFE	GBR	Jota	1:09.307	5	15	0.767	0.016	101.66
8	15	A1	Nigel RICE	GBR	Red Line Racing	1:09.865	9	13	1.325	0.558	100.85
9	34	A1	Tony GILHAM	GBR	ReDesign Racing	1:10.333	6	12	1.793	0.468	100.18
10	18	A1	Nick WHALE	GBR	Team RPM	1:10.824	13	16	2.284	0.491	99.48
11	45	A2	John QUATERMAINE	GBR	Porsche Motorsport	1:12.724	18	21	4.184	1.900	96.88

Weather / Track : Bright / Dry

These results are provisional until the conclusion of any judicial and technical matters.

Donington Park National  
 Circuit Length = 1.9573 miles  
 Start: 15:10 End: 15:40

Clerk of Course :		Timekeeper :
-------------------	--	--------------

**Porsche Carrera Cup Great Britain**  
**QUALIFYING ROUND 5 - SECTOR ANALYSIS**

<b>2</b>	<b>Tim HARVEY</b> Red Line Racing												
1 -	Out	45.165	104.7	15.254	90.0	1:24.114	8 -	20.314	36.623	137.5	12.471	98.3	1:09.408
2 -	21.864	41.992	99.1	14.786	96.4	1:18.642	9 -	20.184	36.502	137.2	12.506	97.8	1:09.192
3 -	20.341	36.546	<b>138.4</b>	12.656	97.7	1:09.543	10 -	20.214	36.577	137.0	12.460	98.1	1:09.251
4 -	21.017	39.518	130.6	13.233	97.4	1:13.768	11 -	24.485	44.929	117.7	13.890	98.8	1:23.304
5 -	20.954	40.522	123.8	In		1:15.298 P	12 -	<b>20.129</b>	<b>36.447</b>	<b>138.4</b>	<b>12.286</b>	<b>99.1</b>	<b>1:08.862</b>
6 -	Out	41.855	120.7	14.298	90.2	5:18.042	13 -	23.464	45.217	107.9	In		1:24.392 P
7 -	21.679	39.267	126.9	14.203	97.7	1:15.149							
<b>5</b>	<b>Sam HANCOCK</b> Jota												
1 -	Out	44.437	93.3	15.370	89.4	1:22.881	8 -	21.405	44.159	100.9	In		1:21.490 P
2 -	21.605	38.294	134.2	13.126	96.1	1:13.025	9 -	Out	39.961	133.4	13.904	90.1	3:59.887
3 -	20.155	38.599	135.6	12.695	<b>97.4</b>	1:11.449	10 -	21.033	37.437	136.1	12.669	95.2	1:11.139
4 -	20.269	36.554	<b>136.7</b>	12.321	96.4	1:09.144	11 -	20.235	48.854	135.0	12.730	95.1	1:21.819
5 -	<b>20.141</b>	36.857	<b>136.7</b>	<b>12.306</b>	97.1	1:09.304	12 -	20.254	54.462	95.5	16.279	96.0	1:30.995
6 -	22.451	42.562	130.8	12.692	95.9	1:17.705	13 -	20.182	36.632	135.6	12.451	95.5	1:09.265
7 -	20.208	<b>36.525</b>	135.8	12.399	95.9	<b>1:09.132</b>	14 -	21.607	41.989	116.7	In		1:17.770 P
<b>6</b>	<b>Phil QUAIFE</b> Jota												
1 -	Out	45.047	125.2	14.009	92.2	1:25.278	9 -	22.153	38.743	136.1	12.819	97.0	1:13.715
2 -	21.569	37.794	<b>137.5</b>	12.744	97.0	1:12.107	10 -	20.441	37.134	137.0	12.572	97.4	1:10.147
3 -	20.357	36.690	137.2	12.602	97.1	1:09.649	11 -	20.348	36.826	136.4	12.555	97.5	1:09.729
4 -	20.164	36.646	<b>137.5</b>	12.629	97.0	1:09.439	12 -	20.198	36.879	137.0	12.644	<b>97.7</b>	1:09.721
5 -	<b>20.118</b>	36.670	137.0	12.519	97.3	<b>1:09.307</b>	13 -	20.259	37.030	136.4	12.561	97.5	1:09.850
6 -	20.184	<b>36.583</b>	137.0	12.551	96.6	1:09.318	14 -	20.204	36.792	136.1	<b>12.517</b>	96.7	1:09.513
7 -	20.217	45.540	121.8	In		1:20.272 P	15 -	23.014	44.236	112.8	In		1:22.667 P
8 -	Out	42.829	124.7	14.533	86.9	3:58.212							
<b>7</b>	<b>Charles BATEMAN</b> Team Parker Racing												
1 -	Out	41.112	136.7	13.952	92.2	1:14.523	9 -	20.533	37.031	136.4	In		1:09.369 P
2 -	21.174	37.372	<b>138.1</b>	12.885	94.5	1:11.431	10 -	Out	39.301	132.9	13.000	92.9	7:50.686
3 -	20.438	37.046	137.8	12.990	<b>96.3</b>	1:10.474	11 -	20.831	37.349	136.4	12.651	95.6	1:10.831
4 -	20.536	40.862	85.1	14.616	95.3	1:16.014	12 -	20.374	36.755	136.7	12.487	95.7	1:09.616
5 -	20.693	36.890	136.7	12.485	95.3	1:10.068	13 -	20.277	36.461	137.0	12.335	95.9	1:09.073
6 -	20.368	36.812	136.7	12.484	95.6	1:09.664	14 -	20.266	<b>36.415</b>	137.0	12.344	96.1	1:09.025
7 -	20.361	36.774	136.7	12.310	96.1	1:09.445	15 -	<b>20.210</b>	36.479	137.0	<b>12.269</b>	95.9	<b>1:08.958</b>
8 -	20.272	36.849	136.7	12.377	95.2	1:09.498	16 -	20.274	57.805	106.2	In		1:33.930 P
<b>8</b>	<b>Tim BRIDGMAN</b> Team Parker Racing												
1 -	Out	40.233	134.8	13.217	94.7	1:13.025	8 -	Out	38.882	135.8	13.124	95.2	11:18.058
2 -	20.641	37.202	136.7	12.620	95.9	1:10.463	9 -	20.381	36.626	135.6	12.459	96.7	1:09.466
3 -	20.174	36.365	<b>137.8</b>	12.467	97.0	1:09.006	10 -	<b>20.016</b>	<b>36.230</b>	136.7	<b>12.294</b>	96.3	<b>1:08.540</b>
4 -	20.131	36.365	<b>137.8</b>	12.343	97.1	1:08.839	11 -	20.098	40.632	108.1	14.060	96.1	1:14.790
5 -	20.041	37.287	123.8	13.664	<b>97.3</b>	1:10.992	12 -	20.131	36.322	136.7	12.418	96.7	1:08.871
6 -	20.026	36.370	137.0	12.465	<b>97.3</b>	1:08.861	13 -	22.986	43.246	133.7	In		1:20.172 P
7 -	21.835	41.027	135.0	In		1:16.600 P							
<b>15</b>	<b>Nigel RICE</b> Red Line Racing												
1 -	Out	42.471	133.7	13.610	93.5	1:18.295	8 -	20.553	38.447	136.1	12.683	95.9	1:11.683
2 -	21.132	38.025	136.4	12.701	94.8	1:11.858	9 -	20.505	36.850	136.1	<b>12.510</b>	96.0	<b>1:09.865</b>
3 -	20.631	37.173	136.7	12.604	95.1	1:10.408	10 -	20.520	37.054	136.4	12.519	<b>96.6</b>	1:10.093
4 -	20.495	36.918	<b>137.2</b>	12.685	93.2	1:10.098	11 -	<b>20.408</b>	37.185	136.1	12.599	95.9	1:10.192
5 -	20.650	38.010	135.8	In		1:10.308 P	12 -	20.533	<b>36.839</b>	136.4	12.641	95.2	1:10.013
6 -	Out	39.505	134.2	13.034	93.2	11:44.837	13 -	22.650	42.176	110.4	In		1:22.227 P
7 -	21.138	38.802	135.3	13.130	95.6	1:13.070							
<b>18</b>	<b>Nick WHALE</b> Team RPM												
1 -	Out	41.422	135.8	13.706	93.1	1:17.631	9 -	20.686	37.572	136.1	12.892	96.6	1:11.150
2 -	21.138	37.852	<b>137.5</b>	13.051	95.2	1:12.041	10 -	<b>20.578</b>	37.530	137.2	12.786	96.4	1:10.894
3 -	20.810	37.672	137.0	12.975	95.5	1:11.457	11 -	20.630	37.434	136.4	12.935	97.1	1:10.999
4 -	20.647	37.490	137.2	12.985	96.7	1:11.122	12 -	21.496	43.025	113.7	13.667	96.4	1:18.188
5 -	20.714	37.509	137.0	12.885	95.9	1:11.108	13 -	20.931	<b>37.245</b>	137.2	<b>12.648</b>	97.3	<b>1:10.824</b>
6 -	21.547	39.176	111.1	In		1:15.829 P	14 -	24.257	43.075	104.7	15.048	96.4	1:22.380

Donington Park National  
Circuit Length = 1.9573 miles  
Start: 15:10 End: 15:40

Weather / Track : Bright / Dry

# Porsche Carrera Cup Great Britain

## QUALIFYING ROUND 5 - SECTOR ANALYSIS

7 -	Out	40.001	135.3	13.240	95.5	7:36.863	15 -	20.752	37.406	137.2	12.757	97.4	1:10.915
8 -	20.794	37.674	136.7	13.015	95.3	1:11.483	16 -	25.839	47.226	92.1	In		1:32.576 P
<b>34</b>	<b>Tony GILHAM</b>	<b>ReDesign Racing</b>											
1 -	Out	45.789	106.9	14.580	92.4	1:23.651	7 -	22.356	39.213	136.1	13.294	95.7	1:14.863
2 -	22.170	39.991	136.1	13.496	94.4	1:15.657	8 -	20.336	37.438	136.7	12.861	93.7	1:10.635
3 -	20.736	38.146	137.5	12.819	94.8	1:11.701	9 -	22.283	41.332	125.7	In		1:16.505 P
4 -	20.514	37.592	137.5	12.937	94.1	1:11.043	10 -	Out	43.403	119.2	14.106	85.2	4:03.714
5 -	20.978	39.082	137.0	13.058	94.1	1:13.118	11 -	23.730	41.172	135.0	13.493	94.9	1:18.395
6 -	20.400	37.153	137.0	12.780		1:10.333	12 -	21.396	42.186	120.3	In		1:17.172 P
<b>44</b>	<b>Michael CAINE</b>	<b>Team Parker Racing</b>											
1 -	Out	47.008	87.6	15.294	87.6	1:24.225	9 -	20.300	36.561	137.2	12.441	96.6	1:09.302
2 -	22.349	42.648	90.3	14.890	95.6	1:19.887	10 -	22.468	40.336	126.4	In		1:16.050 P
3 -	20.544	37.143	137.5	12.669	96.1	1:10.356	11 -	Out	40.471	130.6	13.997	92.6	4:45.917
4 -	20.338	36.845	137.8	12.680	96.6	1:09.863	12 -	20.993	40.379	108.6	13.533	95.7	1:14.905
5 -	20.350	36.590	137.5	12.620	96.6	1:09.560	13 -	20.362	36.567	136.7	12.487	97.4	1:09.416
6 -	23.642	40.684	133.7	13.365	97.0	1:17.691	14 -	20.140	36.210	136.7	12.438	96.4	1:08.788
7 -	20.305	36.638	137.2	12.634	96.3	1:09.577	15 -	20.120	36.405	136.4	12.331	96.6	1:08.856
8 -	20.702	38.686	133.9	13.433	96.1	1:12.821	16 -	25.117	43.674	103.6	In		1:24.300 P
<b>45</b>	<b>John QUATERMAINE</b>	<b>Porsche Motorsport</b>											
1 -	Out	47.026	129.1	15.311	88.0	1:25.540	12 -	21.099	38.836	134.5	13.553	92.7	1:13.488
2 -	23.038	41.076	132.4	13.709	91.2	1:17.823	13 -	20.991	39.180	135.0	13.436	94.4	1:13.607
3 -	22.041	39.591	134.5	13.659	92.1	1:15.291	14 -	21.131	1:04.340	127.1	14.557	91.3	1:40.028
4 -	21.223	58.450	131.6	14.423	90.6	1:34.096	15 -	22.662	41.007	132.9	13.803	94.1	1:17.472
5 -	22.099	39.925	133.7	13.544	91.7	1:15.568	16 -	21.587	39.360	134.8	13.427	93.7	1:14.374
6 -	21.349	38.866	133.9	13.633	92.8	1:13.848	17 -	21.100	38.827	135.3	13.514	94.3	1:13.441
7 -	21.261	38.593	134.8	15.116	89.7	1:14.970	18 -	21.031	38.233	135.3	13.460	92.3	1:12.724
8 -	23.976	40.514	129.6	14.113	93.5	1:18.603	19 -	21.193	38.821	133.9	13.823	92.9	1:13.837
9 -	21.432	39.257	135.0	13.524	92.8	1:14.213	20 -	21.036	39.084	133.2	13.500	93.1	1:13.620
10 -	21.342	39.282	133.9	In		1:17.143 P	21 -	21.331	50.960	114.7	In		1:28.390 P
11 -	Out	40.711	133.9	13.980	92.3	3:12.921							
<b>60</b>	<b>Callum MACLEOD</b>	<b>Porsche Motorsport</b>											
1 -	Out	43.812	132.6	13.892	92.9	1:19.882	7 -	Out	44.728	128.6	14.300	91.6	13:09.851
2 -	21.079	37.739	137.2	12.864	94.8	1:11.682	8 -	21.599	37.822	136.1	13.255	92.8	1:12.676
3 -	20.465	36.910	137.0	12.567	96.1	1:09.942	9 -	20.553	36.789	136.7	12.678	95.2	1:10.020
4 -	20.377	36.783	137.8	12.551	96.1	1:09.711	10 -	20.216	38.590	136.1	12.564	95.2	1:11.370
5 -	20.331	36.860	137.2	12.580	96.0	1:09.771	11 -	20.245	36.521	137.0	12.525	96.6	1:09.291
6 -	20.430	37.417	136.4	In		1:12.597 P	12 -	20.206	38.641	133.4	In		1:14.849 P

**Porsche Carrera Cup Great Britain**  
**QUALIFYING ROUND 5 - SPEED TRAPS**

SECTOR 1				SECTOR 2			FINISH LINE		
POS	NO	NAME	MPH	NO	NAME	MPH	NO	NAME	MPH
1				2	Tim HARVEY	138.4	2	Tim HARVEY	99.1
2				7	Charles BATEMAN	138.1	6	Phil QUAIFE	97.7
3				8	Tim BRIDGMAN	137.8	5	Sam HANCOCK	97.4
4				44	Michael CAINE	137.8	18	Nick WHALE	97.4
5				60	Callum MACLEOD	137.8	44	Michael CAINE	97.4
6				6	Phil QUAIFE	137.5	8	Tim BRIDGMAN	97.3
7				18	Nick WHALE	137.5	15	Nigel RICE	96.6
8				34	Tony GILHAM	137.5	60	Callum MACLEOD	96.6
9				15	Nigel RICE	137.2	7	Charles BATEMAN	96.3
10				5	Sam HANCOCK	136.7	34	Tony GILHAM	95.1
11				45	John QUATERMAINE	135.3	45	John QUATERMAINE	94.4

# Porsche Carrera Cup Great Britain

## QUALIFYING ROUND 5 - BEST SECTOR TIMES

SECTOR 1			SECTOR 2			SECTOR 3			IDEAL / BEST COMPARISON						
POS	NO	NAME	TIME	NO	NAME	TIME	NO	NAME	TIME	POS	NO	NAME	IDEAL	BEST	DIFF
1	8	BRIDGMAN	20.016	44	CAINE	36.210	7	BATEMAN	12.269	1	8	BRIDGMAN	1:08.540	1:08.540	0.000
2	6	QUAIFE	20.118	8	BRIDGMAN	36.230	2	HARVEY	12.286	2	44	CAINE	1:08.661	1:08.788	0.127
3	44	CAINE	20.120	7	BATEMAN	36.415	8	BRIDGMAN	12.294	3	2	HARVEY	1:08.862	1:08.862	0.000
4	2	HARVEY	20.129	2	HARVEY	36.447	5	HANCOCK	12.306	4	7	BATEMAN	1:08.894	1:08.958	0.064
5	5	HANCOCK	20.141	60	MACLEOD	36.521	44	CAINE	12.331	5	5	HANCOCK	1:08.972	1:09.132	0.160
6	60	MACLEOD	20.206	5	HANCOCK	36.525	15	RICE	12.510	6	6	QUAIFE	1:09.218	1:09.307	0.089
7	7	BATEMAN	20.210	6	QUAIFE	36.583	6	QUAIFE	12.517	7	60	MACLEOD	1:09.252	1:09.291	0.039
8	34	GILHAM	20.336	15	RICE	36.839	60	MACLEOD	12.525	8	15	RICE	1:09.757	1:09.865	0.108
9	15	RICE	20.408	34	GILHAM	37.153	18	WHALE	12.648	9	34	GILHAM	1:10.269	1:10.333	0.064
10	18	WHALE	20.578	18	WHALE	37.245	34	GILHAM	12.780	10	18	WHALE	1:10.471	1:10.824	0.353
11	45	QUATERMAINE	20.991	45	QUATERMAINE	38.233	45	QUATERMAINE	13.427	11	45	QUATERMAINE	1:12.651	1:12.724	0.073
												Perfect Lap		1:08.495	

Weather / Track : Bright / Dry


www.tsl-timing.com

Donington Park National  
Circuit Length = 1.9573 miles  
Start: 15:10 End: 15:40

Printed - 15.41 Saturday, 03 May 2008

# Porsche Carrera Cup Great Britain

## ROUND 5 - GRID

ROW 6	1:12.724 45 John QUATERMAINE	1:10.824 18 Nick WHALE
ROW 5	1:10.333 34 Tony GILHAM	1:09.865 15 Nigel RICE
ROW 4	1:09.307 6 Phil QUAIFFE	1:09.291 60 Callum MACLEOD
ROW 3	1:09.132 5 Sam HANCOCK	1:08.958 7 Charles BATEMAN
ROW 2	1:08.862 2 Tim HARVEY	1:08.788 44 Michael CAINE
ROW 1	1:08.540 8 Tim BRIDGMAN	
<b>Pole</b>		
		


Donington Park National  
Circuit Length = 1.9573 miles

Clerk of Course :

Timekeeper :

# Porsche Carrera Cup Great Britain

## ROUND 6 - GRID

ROW 6	1:13.441 45 John QUATERMAINE	1:10.894 18 Nick WHALE
ROW 5	1:10.635 34 Tony GILHAM	1:10.013 15 Nigel RICE
ROW 4	1:09.711 60 Callum MACLEOD	1:09.318 6 Phil QUAIFE
ROW 3	1:09.192 2 Tim HARVEY	1:09.144 5 Sam HANCOCK
ROW 2	1:09.025 7 Charles BATEMAN	1:08.856 44 Michael CAINE
ROW 1	1:08.839 8 Tim BRIDGMAN	
<b>Pole</b>		
		

Donington Park National  
Circuit Length = 1.9573 miles

Clerk of Course :

Timekeeper :

# Porsche Carrera Cup Great Britain

## ROUND 5 - CLASSIFICATION

POS	NO	CL	NAME	NAT	ENTRY	LAPS	TIME	GAP	DIFF	MPH	BEST	ON
1	8	P	<b>Tim BRIDGMAN</b>	GBR	Team Parker Racing	23	26:45.539			100.93	1:09.011	5
2	2	P	<b>Tim HARVEY</b>	GBR	Red Line Racing	23	26:50.965	<b>5.426</b>	5.426	100.59	1:09.010	4
3	44	P	<b>Michael CAINE</b>	GBR	Team Parker Racing	23	26:52.526	<b>6.987</b>	1.561	100.50	1:09.324	5
4	5	P	<b>Sam HANCOCK</b>	GBR	Jota	23	26:58.496	<b>12.957</b>	5.970	100.13	1:09.571	11
5	60	P	<b>Callum MACLEOD</b>	GBR	Porsche Motorsport	23	26:58.714	<b>13.175</b>	0.218	100.11	1:09.542	11
6	6	P	<b>Phil QUAIFE</b>	GBR	Jota	23	27:05.947	<b>20.408</b>	7.233	99.67	1:09.817	7
7	15	A1	<b>Nigel RICE</b>	GBR	Red Line Racing	23	27:17.367	<b>31.828</b>	11.420	98.97	1:10.401	10
8	34	A1	<b>Tony GILHAM</b>	GBR	ReDesign Racing	23	27:25.225	<b>39.686</b>	7.858	98.50	1:10.485	12
9	18	A1	<b>Nick WHALE</b>	GBR	Team RPM	23	27:34.704	<b>49.165</b>	9.479	97.93	1:10.781	13
10	7	P	<b>Charles BATEMAN</b>	GBR	Team Parker Racing	22	27:17.641	<b>1 lap</b>	1 lap	94.65	1:09.623	19
11	45	A2	<b>John QUATERMAINE</b>	GBR	Porsche Motorsport	22	27:44.430	<b>1 lap</b>	26.789	93.13	1:14.294	7

### FASTEST LAP

2	P	<b>Tim HARVEY</b>	GBR	Red Line Racing	4	1:09.010	102.10 mph	164.31 kph
15	A1	<b>Nigel RICE</b>	GBR	Red Line Racing	10	1:10.401	100.08 mph	161.07 kph
45	A2	<b>John QUATERMAINE</b>	GBR	Porsche Motorsport	7	1:14.294	94.84 mph	152.63 kph

Weather / Track : Cloudy / Dry

These results are provisional until the conclusion of any judicial and technical matters.

Donington Park National  
Circuit Length = 1.9573 miles  
Start: 09:46 End: 10:14

Clerk of Course :		Timekeeper :
-------------------	--	--------------

# Porsche Carrera Cup Great Britain

## ROUND 5 - SECTOR ANALYSIS

2		Tim HARVEY				Red Line Racing							
1 -		37.438	136.1	12.745	96.3	1:14.183	13 -	20.275	37.001	137.0	12.909	95.2	1:10.185
2 -	20.333	36.794	137.0	12.628	97.1	1:09.755	14 -	20.283	36.976	136.7	12.589	<b>98.1</b>	1:09.848
3 -	20.220	36.580	136.7	12.576	97.7	1:09.376	15 -	20.299	36.940	<b>137.2</b>	<b>12.489</b>	97.7	1:09.728
4 -	<b>20.009</b>	<b>36.422</b>	137.0	12.579	96.4	<b>1:09.010</b>	16 -	20.243	36.981	136.1	12.593	97.5	1:09.817
5 -	20.102	36.431	136.7	12.542	96.6	1:09.075	17 -	20.402	37.010	136.4	12.555	97.4	1:09.967
6 -	20.159	36.775	136.4	12.589	97.5	1:09.523	18 -	20.360	37.137	136.1	12.567	97.1	1:10.064
7 -	20.350	36.838	136.4	12.581	96.8	1:09.769	19 -	20.342	37.163	136.4	12.799	97.0	1:10.304
8 -	20.248	36.897	136.7	12.595	97.8	1:09.740	20 -	20.398	37.315	135.6	12.694	97.5	1:10.407
9 -	20.215	36.792	136.7	12.652	97.7	1:09.659	21 -	20.488	37.215	136.1	12.669	97.8	1:10.372
10 -	20.250	36.807	137.0	12.597	98.0	1:09.654	22 -	20.511	37.378	136.4	12.707	96.8	1:10.596
11 -	20.261	36.767	137.0	12.556	97.5	1:09.584	23 -	20.502	37.431	136.4	12.699	96.3	1:10.632
12 -	20.217	36.924	136.7	12.576	98.0	1:09.717							
5		Sam HANCOCK				Jota							
1 -		37.984	136.4	12.823	94.8	1:15.283	13 -	20.398	37.185	135.8	<b>12.412</b>	95.3	1:09.995
2 -	20.497	36.906	136.7	12.728	96.0	1:10.131	14 -	20.489	37.071	135.6	12.830	93.7	1:10.390
3 -	20.377	36.757	136.4	12.671	94.9	1:09.805	15 -	20.596	37.120	135.3	12.451	96.0	1:10.167
4 -	20.431	<b>36.664</b>	<b>137.0</b>	12.778	94.8	1:09.873	16 -	20.469	37.648	135.0	12.484	95.7	1:10.601
5 -	20.309	36.854	135.8	12.547	96.3	1:09.710	17 -	20.468	37.250	134.8	12.533	95.2	1:10.251
6 -	20.326	36.986	134.8	12.590	95.1	1:09.902	18 -	20.467	37.150	134.8	12.579	96.1	1:10.196
7 -	20.516	36.954	135.3	12.600	96.0	1:10.070	19 -	20.501	37.253	134.5	12.577	96.0	1:10.331
8 -	20.431	36.878	135.3	12.444	<b>96.4</b>	1:09.753	20 -	20.475	37.354	134.8	12.505	95.9	1:10.334
9 -	20.311	37.072	136.1	12.481	96.0	1:09.864	21 -	20.514	37.289	134.2	12.494	94.9	1:10.297
10 -	20.300	36.899	135.6	12.472	96.1	1:09.671	22 -	20.474	37.066	135.0	12.533	94.4	1:10.073
11 -	20.371	36.761	136.1	12.439	96.0	<b>1:09.571</b>	23 -	20.458	37.279	135.0	12.781	94.8	1:10.518
12 -	<b>20.264</b>	38.889	135.3	12.557	96.1	1:11.710							
6		Phil QUAIFE				Jota							
1 -		38.609	136.7	12.983	97.1	1:17.136	13 -	20.362	37.214	135.8	12.559	96.6	1:10.135
2 -	20.635	37.585	136.4	12.869	<b>97.7</b>	1:11.089	14 -	20.386	37.045	136.1	12.531	96.6	1:09.962
3 -	20.654	37.537	<b>137.2</b>	13.083	94.8	1:11.274	15 -	20.402	37.231	136.7	13.598	90.6	1:11.231
4 -	20.496	37.686	136.4	13.048	95.1	1:11.230	16 -	20.628	37.078	135.6	12.542	96.4	1:10.248
5 -	20.482	37.082	136.4	12.861	94.8	1:10.425	17 -	20.374	37.353	135.6	12.627	96.1	1:10.354
6 -	20.460	<b>36.837</b>	135.6	12.564	97.5	1:09.861	18 -	20.545	37.380	135.6	12.721	96.4	1:10.646
7 -	<b>20.223</b>	37.009	135.8	12.585	96.7	<b>1:09.817</b>	19 -	20.607	37.271	135.0	12.615	96.7	1:10.493
8 -	20.244	37.058	135.6	12.588	97.3	1:09.890	20 -	20.528	37.186	135.8	12.544	96.7	1:10.258
9 -	20.392	37.265	135.6	12.559	96.6	1:10.216	21 -	20.475	37.276	135.0	<b>12.520</b>	96.3	1:10.271
10 -	20.317	37.186	136.1	12.571	96.3	1:10.074	22 -	20.441	37.266	135.3	12.589	97.0	1:10.296
11 -	20.371	37.159	136.1	12.643	97.1	1:10.173	23 -	20.508	37.504	135.6	12.706	94.8	1:10.718
12 -	20.239	37.381	136.1	12.530	96.8	1:10.150							
7		Charles BATEMAN				Team Parker Racing							
1 -		38.009	137.2	12.949	94.8	1:15.698	12 -	20.489	37.138	134.8	12.629	94.4	1:10.256
2 -	20.396	37.232	<b>137.5</b>	12.548	95.3	1:10.176	13 -	20.411	37.342	137.2	13.632	91.4	1:11.385
3 -	20.401	37.004	137.0	12.766	94.3	1:10.171	14 -	20.606	37.365	137.2	12.879	94.9	1:10.850
4 -	20.293	36.957	137.0	12.638	95.1	1:09.888	15 -	20.587	37.721	135.6	12.526	94.0	1:10.834
5 -	20.316	37.188	136.1	13.058	92.8	1:10.562	16 -	20.375	37.087	136.1	12.596	94.5	1:10.058
6 -	20.494	37.739	136.1	13.016	93.1	1:11.249	17 -	20.342	37.685	134.8	12.686	90.9	1:10.713
7 -	21.061	54.745	89.7	In		1:33.496 P	18 -	20.539	37.240	136.1	12.441	<b>95.9</b>	1:10.220
8 -	Out	37.856	136.1	12.699	93.3	2:12.254	19 -	20.291	36.900	135.8	<b>12.432</b>	94.8	<b>1:09.623</b>
9 -	20.361	36.957	136.4	12.514	94.5	1:09.832	20 -	20.386	36.983	136.1	12.484	95.7	1:09.853
10 -	20.358	<b>36.838</b>	137.0	12.515	94.3	1:09.711	21 -	<b>20.282</b>	37.077	136.1	12.661	94.5	1:10.020
11 -	20.318	36.925	136.7	12.577	94.7	1:09.820	22 -	20.362	37.443	136.4	13.167	94.1	1:10.972
8		Tim BRIDGMAN				Team Parker Racing							
1 -		37.106	135.8	12.674	95.2	1:13.220	13 -	20.276	37.204	<b>136.1</b>	12.440	95.7	1:09.920
2 -	20.257	36.929	135.6	12.554	96.4	1:09.740	14 -	20.307	36.816	135.8	12.432	95.2	1:09.555
3 -	20.248	36.539	<b>136.1</b>	12.462	<b>97.0</b>	1:09.249	15 -	20.258	36.788	135.8	12.593	95.3	1:09.639
4 -	<b>20.072</b>	<b>36.460</b>	135.6	12.497	96.3	1:09.029	16 -	20.243	36.880	135.8	12.442	95.2	1:09.565
5 -	20.146	36.460	135.0	12.405	95.6	<b>1:09.011</b>	17 -	20.303	37.133	135.0	12.543	94.5	1:09.979
6 -	20.175	36.468	135.6	12.411	96.1	1:09.054	18 -	20.384	36.999	135.6	12.509	95.1	1:09.892
7 -	20.221	36.789	134.8	<b>12.376</b>	96.0	1:09.386	19 -	20.341	37.086	135.0	12.468	95.6	1:09.895
8 -	20.191	36.684	135.6	12.538	95.5	1:09.413	20 -	20.325	37.123	135.3	12.538	95.2	1:09.986

Donington Park National  
Circuit Length = 1.9573 miles  
Start: 09:46 End: 10:14

Weather / Track : Cloudy / Dry

**Porsche Carrera Cup Great Britain**  
**ROUND 5 - SECTOR ANALYSIS**

9 -	20.346	36.745	135.8	12.472	95.9	1:09.563	21 -	20.369	37.136	134.8	12.615	95.7	1:10.120
10 -	20.226	36.752	<b>136.1</b>	12.427	95.9	1:09.405	22 -	20.416	37.274	135.0	12.632	94.8	1:10.322
11 -	20.193	36.682	<b>136.1</b>	12.456	95.5	1:09.331	23 -	20.458	37.295	135.0	13.094	85.7	1:10.847
12 -	20.278	36.641	<b>136.1</b>	12.499	96.1	1:09.418							
<b>15</b>	<b>Nigel RICE</b>						<b>Red Line Racing</b>						
1 -		38.428	135.8	12.917	94.7	1:16.461	13 -	20.496	37.370	136.1	12.669	94.1	1:10.535
2 -	20.513	37.566	<b>137.2</b>	13.372	94.3	1:11.451	14 -	20.591	37.444	136.1	12.785	94.7	1:10.820
3 -	20.815	37.518	136.4	13.049	94.1	1:11.382	15 -	20.657	37.602	136.1	12.810	94.0	1:11.069
4 -	20.597	37.581	135.8	12.840	95.2	1:11.018	16 -	20.670	37.753	136.1	12.823	93.6	1:11.246
5 -	20.527	37.242	136.4	13.451	93.7	1:11.220	17 -	20.873	37.791	135.8	13.090	93.6	1:11.754
6 -	20.720	37.254	136.1	12.705	94.5	1:10.679	18 -	20.750	37.555	135.0	12.861	94.3	1:11.166
7 -	20.494	37.605	135.6	12.750	95.3	1:10.849	19 -	20.609	37.510	135.3	12.755	94.0	1:10.874
8 -	20.552	37.386	135.8	<b>12.637</b>	95.5	1:10.575	20 -	20.482	37.430	135.8	12.813	94.5	1:10.725
9 -	20.506	37.468	136.1	12.673	95.1	1:10.647	21 -	20.605	37.610	135.3	12.766	94.7	1:10.981
10 -	<b>20.477</b>	37.238	136.1	12.686	94.5	<b>1:10.401</b>	22 -	20.501	37.481	135.6	12.756	94.0	1:10.738
11 -	20.511	37.716	136.1	12.803	94.3	1:11.030	23 -	20.575	37.687	136.4	13.037	94.3	1:11.299
12 -	20.525	<b>37.192</b>	136.4	12.730	<b>95.6</b>	1:10.447							
<b>18</b>	<b>Nick WHALE</b>						<b>Team RPM</b>						
1 -		39.404	135.3	13.385	95.7	1:19.355	13 -	<b>20.516</b>	37.404	136.1	12.861	96.6	<b>1:10.781</b>
2 -	20.708	39.038	136.1	13.554	96.3	1:13.300	14 -	20.724	37.574	134.5	13.132	96.0	1:11.430
3 -	21.043	37.574	<b>137.0</b>	13.081	96.4	1:11.698	15 -	20.820	37.621	136.4	<b>12.731</b>	96.4	1:11.172
4 -	20.761	37.491	134.8	13.209	94.0	1:11.461	16 -	20.708	37.715	136.1	12.806	96.4	1:11.229
5 -	20.854	37.684	136.4	13.044	96.8	1:11.582	17 -	20.757	37.687	135.8	12.885	96.8	1:11.329
6 -	20.734	37.809	135.3	13.292	96.0	1:11.835	18 -	20.662	37.589	135.3	12.858	<b>97.0</b>	1:11.109
7 -	20.793	39.209	134.2	13.285	93.2	1:13.287	19 -	20.810	37.811	135.6	12.771	96.6	1:11.392
8 -	20.831	37.733	135.8	13.008	96.0	1:11.572	20 -	20.678	37.551	135.8	13.282	93.3	1:11.511
9 -	20.878	37.944	136.1	13.072	<b>97.0</b>	1:11.894	21 -	20.887	38.010	135.3	12.938	96.6	1:11.835
10 -	20.602	37.501	136.4	13.070	96.6	1:11.173	22 -	20.687	37.967	135.3	12.974	95.9	1:11.628
11 -	20.672	37.674	135.8	12.959	96.1	1:11.305	23 -	20.838	37.860	133.7	13.203	96.0	1:11.901
12 -	20.700	<b>37.404</b>	136.1	12.821	96.8	1:10.925							
<b>34</b>	<b>Tony GILHAM</b>						<b>ReDesign Racing</b>						
1 -		39.348	135.6	13.169	92.6	1:18.941	13 -	20.589	37.271	135.8	12.742	94.7	1:10.602
2 -	20.652	39.170	136.1	13.289	93.5	1:13.111	14 -	20.573	37.560	<b>136.4</b>	13.468	92.3	1:11.601
3 -	20.831	37.694	136.1	13.000	93.9	1:11.525	15 -	20.690	37.410	135.8	12.804	94.8	1:10.904
4 -	20.577	37.459	135.8	12.885	94.1	1:10.921	16 -	20.591	38.355	135.3	12.950	94.9	1:11.896
5 -	<b>20.428</b>	37.371	135.8	12.949	94.7	1:10.748	17 -	20.634	37.668	135.3	12.873	94.7	1:11.175
6 -	20.544	37.252	135.3	13.053	94.4	1:10.849	18 -	20.634	37.618	135.3	12.951	95.2	1:11.203
7 -	20.557	38.270	132.9	13.061	94.3	1:11.888	19 -	20.812	37.667	135.0	<b>12.651</b>	<b>95.5</b>	1:11.130
8 -	20.755	37.673	135.3	12.837	94.4	1:11.265	20 -	20.487	37.557	135.3	12.796	95.1	1:10.840
9 -	20.685	37.560	135.6	12.722	94.5	1:10.967	21 -	20.599	37.596	135.3	12.867	94.8	1:11.062
10 -	20.573	37.196	135.8	12.755	94.8	1:10.524	22 -	20.564	38.130	135.0	12.926	94.5	1:11.620
11 -	20.651	<b>37.177</b>	135.8	12.910	94.0	1:10.738	23 -	20.717	37.790	135.3	12.723	95.2	1:11.230
12 -	20.545	37.229	135.8	12.711	95.3	<b>1:10.485</b>							
<b>44</b>	<b>Michael CAINE</b>						<b>Team Parker Racing</b>						
1 -		37.490	136.7	13.052	94.5	1:14.741	13 -	20.282	36.846	137.0	12.610	96.3	1:09.738
2 -	20.302	36.984	136.7	12.882	95.5	1:10.168	14 -	20.538	37.138	137.0	12.669	96.4	1:10.345
3 -	20.333	36.690	136.7	12.975	94.1	1:09.998	15 -	20.306	36.986	137.0	<b>12.550</b>	96.8	1:09.842
4 -	20.402	36.745	136.7	12.626	95.6	1:09.773	16 -	20.336	36.886	136.7	12.659	96.4	1:09.881
5 -	20.238	<b>36.480</b>	136.4	12.606	96.3	<b>1:09.324</b>	17 -	20.327	36.940	136.4	12.677	96.7	1:09.944
6 -	20.239	36.769	136.4	12.658	94.8	1:09.666	18 -	20.385	37.019	136.4	12.631	96.7	1:10.035
7 -	20.373	36.774	135.8	12.749	95.7	1:09.896	19 -	20.397	37.060	136.7	12.750	96.7	1:10.207
8 -	20.401	36.685	136.1	12.711	96.7	1:09.797	20 -	20.342	37.054	136.4	12.683	97.3	1:10.079
9 -	20.244	36.797	136.7	12.646	96.1	1:09.687	21 -	20.431	36.969	136.1	12.666	95.9	1:10.066
10 -	20.249	36.788	<b>137.2</b>	12.591	96.4	1:09.628	22 -	20.324	37.298	136.1	12.705	95.9	1:10.327
11 -	20.256	36.700	137.0	12.594	96.0	1:09.550	23 -	20.430	37.090	136.7	12.673	96.4	1:10.193
12 -	<b>20.230</b>	36.758	137.0	12.653	<b>97.4</b>	1:09.641							
<b>45</b>	<b>John QUATERMAINE</b>						<b>Porsche Motorsport</b>						
1 -		41.668	132.9	14.024	91.1	1:22.812	12 -	21.652	40.131	<b>134.5</b>	14.270	91.1	1:16.053
2 -	21.745	40.983	132.9	13.891	92.8	1:16.619	13 -	21.870	40.040	134.2	13.590	91.8	1:15.500
3 -	<b>21.294</b>	40.192	131.8	13.824	91.6	1:15.310	14 -	21.938	40.959	<b>134.5</b>	13.919	92.2	1:16.816

Donington Park National  
 Circuit Length = 1.9573 miles  
 Start: 09:46 End: 10:14

Weather / Track : Cloudy / Dry

**Porsche Carrera Cup Great Britain**  
**ROUND 5 - SECTOR ANALYSIS**

4 -	21.764	39.949	133.2	13.900	92.3	<b>1:15.613</b>	15 -	21.771	39.295	134.2	13.634	93.7	<b>1:14.700</b>											
5 -	21.550	40.202	133.4	13.660	93.2	<b>1:15.412</b>	16 -	21.507	39.741	133.9	14.070	91.4	<b>1:15.318</b>											
6 -	21.329	39.871	133.4	13.675	89.5	<b>1:14.875</b>	17 -	21.920	40.422	130.6	13.595	93.2	<b>1:15.937</b>											
7 -	21.607	<b>38.928</b>	133.7	13.759	92.7	<b>1:14.294</b>	18 -	22.524	39.542	133.7	13.601	92.8	<b>1:15.667</b>											
8 -	21.703	39.770	131.8	13.742	93.5	<b>1:15.215</b>	19 -	21.678	39.823	132.1	13.647	91.8	<b>1:15.148</b>											
9 -	21.532	39.479	133.9	<b>13.472</b>	93.3	<b>1:14.483</b>	20 -	21.917	39.568	133.2	13.840	92.8	<b>1:15.325</b>											
10 -	21.529	39.750	133.7	13.499	92.6	<b>1:14.778</b>	21 -	21.609	40.097	133.7	13.591	92.6	<b>1:15.297</b>											
11 -	21.792	39.138	133.7	13.691	<b>94.1</b>	<b>1:14.621</b>	22 -	21.599	39.563	132.4	13.475	93.3	<b>1:14.637</b>											
<b>60</b>	<b>Callum MACLEOD</b>												<b>Porsche Motorsport</b>											
1 -		38.476	137.0	13.073	95.7	<b>1:16.902</b>	13 -	20.295	37.009	137.2	12.609	96.1	<b>1:09.913</b>											
2 -	20.416	37.320	137.0	12.991	95.5	<b>1:10.727</b>	14 -	20.304	37.216	136.7	12.686	96.6	<b>1:10.206</b>											
3 -	20.411	36.953	137.2	12.658	95.7	<b>1:10.022</b>	15 -	20.451	37.682	137.2	12.806	95.1	<b>1:10.939</b>											
4 -	20.693	36.841	136.7	12.729	95.6	<b>1:10.263</b>	16 -	20.455	36.997	136.7	12.545	96.1	<b>1:09.997</b>											
5 -	20.356	<b>36.717</b>	136.7	12.520	96.7	<b>1:09.593</b>	17 -	20.452	36.901	137.0	12.609	96.3	<b>1:09.962</b>											
6 -	20.248	37.166	136.4	12.944	96.3	<b>1:10.358</b>	18 -	20.352	36.885	137.0	12.602	96.4	<b>1:09.839</b>											
7 -	20.646	36.833	136.1	12.616	95.7	<b>1:10.095</b>	19 -	20.442	36.953	136.4	12.576	96.7	<b>1:09.971</b>											
8 -	20.352	36.946	136.4	12.856	94.9	<b>1:10.154</b>	20 -	20.339	37.019	136.7	12.618	96.3	<b>1:09.976</b>											
9 -	20.266	36.826	137.0	12.539	96.7	<b>1:09.631</b>	21 -	20.416	36.947	137.0	12.556	96.8	<b>1:09.919</b>											
10 -	20.238	36.927	137.0	12.582	96.7	<b>1:09.747</b>	22 -	20.324	36.973	137.5	12.588	96.8	<b>1:09.885</b>											
11 -	20.256	36.802	137.0	<b>12.484</b>	<b>97.1</b>	<b>1:09.542</b>	23 -	20.390	37.125	<b>137.8</b>	12.791	96.4	<b>1:10.306</b>											
12 -	<b>20.205</b>	37.932	137.2	12.630	<b>97.1</b>	<b>1:10.767</b>																		

**Porsche Carrera Cup Great Britain**  
**ROUND 5 - SPEED TRAPS**

SECTOR 1				SECTOR 2			FINISH LINE		
POS	NO	NAME	MPH	NO	NAME	MPH	NO	NAME	MPH
1				60	Callum MACLEOD	137.8	2	Tim HARVEY	98.1
2				7	Charles BATEMAN	137.5	6	Phil QUAIFE	97.7
3				2	Tim HARVEY	137.2	44	Michael CAINE	97.4
4				6	Phil QUAIFE	137.2	60	Callum MACLEOD	97.1
5				15	Nigel RICE	137.2	8	Tim BRIDGMAN	97.0
6				44	Michael CAINE	137.2	18	Nick WHALE	97.0
7				5	Sam HANCOCK	137.0	5	Sam HANCOCK	96.4
8				18	Nick WHALE	137.0	7	Charles BATEMAN	95.9
9				34	Tony GILHAM	136.4	15	Nigel RICE	95.6
10				8	Tim BRIDGMAN	136.1	34	Tony GILHAM	95.5
11				45	John QUATERMAINE	134.5	45	John QUATERMAINE	94.1

# Porsche Carrera Cup Great Britain

## ROUND 5 - BEST SECTOR TIMES

SECTOR 1			SECTOR 2			SECTOR 3			IDEAL / BEST COMPARISON						
POS	NO	NAME	TIME	NO	NAME	TIME	NO	NAME	TIME	POS	NO	NAME	IDEAL	BEST	DIFF
1	2	HARVEY	20.009	2	HARVEY	36.422	8	BRIDGMAN	12.376	1	8	BRIDGMAN	1:08.908	1:09.011	0.103
2	8	BRIDGMAN	20.072	8	BRIDGMAN	36.460	5	HANCOCK	12.412	2	2	HARVEY	1:08.920	1:09.010	0.090
3	60	MACLEOD	20.205	44	CAINE	36.480	7	BATEMAN	12.432	3	44	CAINE	1:09.260	1:09.324	0.064
4	6	QUAIFE	20.223	5	HANCOCK	36.664	60	MACLEOD	12.484	4	5	HANCOCK	1:09.340	1:09.571	0.231
5	44	CAINE	20.230	60	MACLEOD	36.717	2	HARVEY	12.489	5	60	MACLEOD	1:09.406	1:09.542	0.136
6	5	HANCOCK	20.264	6	QUAIFE	36.837	6	QUAIFE	12.520	6	7	BATEMAN	1:09.552	1:09.623	0.071
7	7	BATEMAN	20.282	7	BATEMAN	36.838	44	CAINE	12.550	7	6	QUAIFE	1:09.580	1:09.817	0.237
8	34	GILHAM	20.428	34	GILHAM	37.177	15	RICE	12.637	8	34	GILHAM	1:10.256	1:10.485	0.229
9	15	RICE	20.477	15	RICE	37.192	34	GILHAM	12.651	9	15	RICE	1:10.306	1:10.401	0.095
10	18	WHALE	20.516	18	WHALE	37.404	18	WHALE	12.731	10	18	WHALE	1:10.651	1:10.781	0.130
11	45	QUATERMAINE	21.294	45	QUATERMAINE	38.928	45	QUATERMAINE	13.472	11	45	QUATERMAINE	1:13.694	1:14.294	0.600
												Perfect Lap		1:08.807	

**Porsche Carrera Cup Great Britain**  
**ROUND 5 - LAP CHART**

Lap 1			Lap 2			Lap 3			Lap 4			Lap 5		
No	Behind	Laptime	No	Behind	Laptime	No	Behind	Laptime	No	Behind	Laptime	No	Behind	Laptime
8		1:13.220	8		1:09.740	8		1:09.249	8		1:09.029	8		1:09.011
2	0.963	1:14.183	2	0.978	1:09.755	2	1.105	1:09.376	2	1.086	1:09.010	2	1.150	1:09.075
44	1.521	1:14.741	44	1.949	1:10.168	44	2.698	1:09.998	44	3.442	1:09.773	44	3.755	1:09.324
5	2.063	1:15.283	5	2.454	1:10.131	5	3.010	1:09.805	5	3.854	1:09.873	5	4.553	1:09.710
7	2.478	1:15.698	7	2.914	1:10.176	7	3.836	1:10.171	7	4.695	1:09.888	7	6.246	1:10.562
15	3.241	1:16.461	60	4.669	1:10.727	60	5.442	1:10.022	60	6.676	1:10.263	60	7.258	1:09.593
60	3.682	1:16.902	15	4.952	1:11.451	15	7.085	1:11.382	15	9.074	1:11.018	6	10.905	1:10.425
6	3.916	1:17.136	6	5.265	1:11.089	6	7.290	1:11.274	6	9.491	1:11.230	15	11.283	1:11.220
34	5.721	1:18.941	34	9.092	1:13.111	34	11.368	1:11.525	34	13.260	1:10.921	34	14.997	1:10.748
18	6.135	1:19.355	18	9.695	1:13.300	18	12.144	1:11.698	18	14.576	1:11.461	18	17.147	1:11.582
45	9.592	1:22.812	45	16.471	1:16.619	45	22.532	1:15.310	45	29.116	1:15.613	45	35.517	1:15.412

**Porsche Carrera Cup Great Britain**  
**ROUND 5 - LAP CHART**

Lap 6			Lap 7			Lap 8			Lap 9			Lap 10		
No	Behind	Laptime	No	Behind	Laptime	No	Behind	Laptime	No	Behind	Laptime	No	Behind	Laptime
8		1:09.054	8		1:09.386	8		1:09.413	8		1:09.563	8		1:09.405
2	1.619	1:09.523	2	2.002	1:09.769	2	2.329	1:09.740	2	2.425	1:09.659	2	2.674	1:09.654
44	4.367	1:09.666	44	4.877	1:09.896	44	5.261	1:09.797	44	5.385	1:09.687	44	5.608	1:09.628
5	5.401	1:09.902	5	6.085	1:10.070	5	6.425	1:09.753	5	6.726	1:09.864	5	6.992	1:09.671
7	8.441	1:11.249	60	9.271	1:10.095	60	10.012	1:10.154	60	10.080	1:09.631	60	10.422	1:09.747
60	8.562	1:10.358	6	12.143	1:09.817	6	12.620	1:09.890	6	13.273	1:10.216	6	13.942	1:10.074
6	11.712	1:09.861	15	14.371	1:10.849	15	15.533	1:10.575	15	16.617	1:10.647	15	17.613	1:10.401
15	12.908	1:10.679	34	19.294	1:11.888	34	21.146	1:11.265	34	22.550	1:10.967	34	23.669	1:10.524
34	16.792	1:10.849	18	23.829	1:13.287	18	25.988	1:11.572	7	1 LAP	2:12.254	7	1 LAP	1:09.832
18	19.928	1:11.835	7	32.551	1:33.496	45	52.048	1:15.215	18	28.319	1:11.894	18	30.087	1:11.173
45	41.338	1:14.875	45	46.246	1:14.294				45	56.968	1:14.483	45	1:02.341	1:14.778

**Porsche Carrera Cup Great Britain**  
**ROUND 5 - LAP CHART**

Lap 11			Lap 12			Lap 13			Lap 14			Lap 15		
No	Behind	Laptime	No	Behind	Laptime	No	Behind	Laptime	No	Behind	Laptime	No	Behind	Laptime
8		1:09.331	8		1:09.418	8		1:09.920	8		1:09.555	8		1:09.639
2	2.927	1:09.584	2	3.226	1:09.717	2	3.491	1:10.185	2	3.784	1:09.848	2	3.873	1:09.728
44	5.827	1:09.550	44	6.050	1:09.641	45	1 LAP	1:16.053	44	6.658	1:10.345	44	6.861	1:09.842
5	7.232	1:09.571	5	9.524	1:11.710	44	5.868	1:09.738	45	1 LAP	1:15.500	5	10.962	1:10.167
60	10.633	1:09.542	60	11.982	1:10.767	5	9.599	1:09.995	5	10.434	1:10.390	60	13.926	1:10.939
6	14.784	1:10.173	6	15.516	1:10.150	60	11.975	1:09.913	60	12.626	1:10.206	45	1 LAP	1:16.816
15	19.312	1:11.030	15	20.341	1:10.447	6	15.731	1:10.135	6	16.138	1:09.962	6	17.730	1:11.231
34	25.076	1:10.738	34	26.143	1:10.485	15	20.956	1:10.535	15	22.221	1:10.820	15	23.651	1:11.069
7	1 LAP	1:09.711	7	1 LAP	1:09.820	34	26.825	1:10.602	34	28.871	1:11.601	34	30.136	1:10.904
18	32.061	1:11.305	18	33.568	1:10.925	7	1 LAP	1:10.256	7	1 LAP	1:11.385	7	1 LAP	1:10.850
45	1:07.631	1:14.621				18	34.429	1:10.781	18	36.304	1:11.430	18	37.837	1:11.172

**Porsche Carrera Cup Great Britain**  
**ROUND 5 - LAP CHART**

Lap 16			Lap 17			Lap 18			Lap 19			Lap 20		
No	Behind	Laptime	No	Behind	Laptime	No	Behind	Laptime	No	Behind	Laptime	No	Behind	Laptime
8		1:09.565	8		1:09.979	8		1:09.892	8		1:09.895	8		1:09.986
2	4.125	1:09.817	2	4.113	1:09.967	2	4.285	1:10.064	2	4.694	1:10.304	2	5.115	1:10.407
44	7.177	1:09.881	44	7.142	1:09.944	44	7.285	1:10.035	44	7.597	1:10.207	44	7.690	1:10.079
5	11.998	1:10.601	5	12.270	1:10.251	5	12.574	1:10.196	5	13.010	1:10.331	5	13.358	1:10.334
60	14.358	1:09.997	60	14.341	1:09.962	60	14.288	1:09.839	60	14.364	1:09.971	60	14.354	1:09.976
6	18.413	1:10.248	6	18.788	1:10.354	6	19.542	1:10.646	6	20.140	1:10.493	6	20.412	1:10.258
45	1 LAP	1:14.700	15	27.107	1:11.754	15	28.381	1:11.166	15	29.360	1:10.874	15	30.099	1:10.725
15	25.332	1:11.246	45	1 LAP	1:15.318	7	1 LAP	1:10.713	7	1 LAP	1:10.220	7	1 LAP	1:09.623
7	1 LAP	1:10.834	7	1 LAP	1:10.058	45	1 LAP	1:15.937	34	36.209	1:11.130	34	37.063	1:10.840
34	32.467	1:11.896	34	33.663	1:11.175	34	34.974	1:11.203	45	1 LAP	1:15.667	45	1 LAP	1:15.148
18	39.501	1:11.229	18	40.851	1:11.329	18	42.068	1:11.109	18	43.565	1:11.392	18	45.090	1:11.511

**Porsche Carrera Cup Great Britain**  
**ROUND 5 - LAP CHART**

Lap 21			Lap 22			Lap 23		
No	Behind	Laptime	No	Behind	Laptime	No	Behind	Laptime
8		1:10.120	8		1:10.322	8		1:10.847
2	5.367	1:10.372	2	5.641	1:10.596	2	5.426	1:10.632
44	7.636	1:10.066	44	7.641	1:10.327	44	6.987	1:10.193
5	13.535	1:10.297	5	13.286	1:10.073	5	12.957	1:10.518
60	14.153	1:09.919	60	13.716	1:09.885	60	13.175	1:10.306
6	20.563	1:10.271	6	20.537	1:10.296	6	20.408	1:10.718
15	30.960	1:10.981	15	31.376	1:10.738	15	31.828	1:11.299
7	1 LAP	1:09.853	7	1 LAP	1:10.020	7	1 LAP	1:10.972
34	38.005	1:11.062	34	39.303	1:11.620	34	39.686	1:11.230
18	46.805	1:11.835	18	48.111	1:11.628	18	49.165	1:11.901
45	1 LAP	1:15.325	45	1 LAP	1:15.297	45	1 LAP	1:14.637

# Porsche Carrera Cup Great Britain

## ROUND 5 - POSITION CHART

No	Name	Laps Pos																							
			1	2	3	4	5	6	7	8	9	10	11	12	13	14	15	16	17	18	19	20	21	22	23
8	BRIDGMAN	1	8	8	8	8	8	8	8	8	8	8	8	8	8	8	8	8	8	8	8	8	8	8	
2	HARVEY	2	2	2	2	2	2	2	2	2	2	2	2	2	2	2	2	2	2	2	2	2	2	2	
44	CAINE	3	44	44	44	44	44	44	44	44	44	44	44	44	44	44	44	44	44	44	44	44	44	44	
5	HANCOCK	4	5	5	5	5	5	5	5	5	5	5	5	5	5	5	5	5	5	5	5	5	5	5	
7	BATEMAN	5	7	7	7	7	7	7	60	60	60	60	60	60	60	60	60	60	60	60	60	60	60	60	
15	RICE	6	15	60	60	60	60	60	6	6	6	6	6	6	6	6	6	6	6	6	6	6	6	6	
60	MACLEOD	7	60	15	15	15	6	6	15	15	15	15	15	15	15	15	15	15	15	15	15	15	15	15	
6	QUAIFE	8	6	6	6	6	15	15	34	34	34	34	34	34	34	34	34	34	34	34	34	34	34	34	
34	GILHAM	9	34	34	34	34	34	34	18	18	18	18	18	18	18	18	18	18	18	18	18	18	18	18	
18	WHALE	10	18	18	18	18	18	18	7	45	45	45	45	45	45	45	45	45	45	7	7	7	7	7	
45	QUATERMAINE	11	45	45	45	45	45	45	7	7	7	7	7	7	7	7	7	7	45	45	45	45	45	45	

# Porsche Carrera Cup Great Britain

## ROUND 6 - CLASSIFICATION - AMENDED

POS	NO	CL	NAME	NAT	ENTRY	LAPS	TIME	GAP	DIFF	MPH	BEST	ON
1	8	P	<b>Tim BRIDGMAN</b>	GBR	Team Parker Racing	23	30:39.034			88.12	1:10.166	22
2	44	P	<b>Michael CAINE</b>	GBR	Team Parker Racing	23	30:39.940	<b>0.906</b>	0.906	88.07	1:10.254	22
3	6	P	<b>Phil QUAIFE</b>	GBR	Jota	23	30:40.121	<b>1.087</b>	0.181	88.07	1:10.089	22
4	7	P	<b>Charles BATEMAN</b>	GBR	Team Parker Racing	23	30:40.397	<b>1.363</b>	0.276	88.05	1:10.293	19
5	5	P	<b>Sam HANCOCK</b>	GBR	Jota	23	30:40.781	<b>1.747</b>	0.384	88.03	1:10.194	22
6	2	P	<b>Tim HARVEY</b>	GBR	Red Line Racing	23	30:41.104	<b>2.070</b>	0.323	88.02	1:10.259	22
7	15	A1	<b>Nigel RICE</b>	GBR	Red Line Racing	23	31:04.573	<b>25.539</b>	23.469	86.91	1:10.922	23
8	34	A1	<b>Tony GILHAM</b>	GBR	ReDesign Racing	23	31:17.462	<b>38.428</b>	12.889	86.31	1:11.283	22
9	45	A2	<b>John QUATERMAINE</b>	GBR	Porsche Motorsport	20	30:54.432	<b>3 laps</b>	3 laps	75.99	1:22.495	12
NOT CLASSIFIED												
DNF	60	P	<b>Callum MACLEOD</b>	GBR	Porsche Motorsport	12	19:00.141	<b>11 laps</b>	8 laps	74.16	1:18.720	8
DNF	18	A1	<b>Nick WHALE</b>	GBR	Team RPM	0						
FASTEST LAP												
6	P	<b>Phil QUAIFE</b>	GBR	Jota	22	1:10.089	100.53 mph	161.78 kph				
15	A1	<b>Nigel RICE</b>	GBR	Red Line Racing	23	1:10.922	99.35 mph	159.88 kph				
45	A2	<b>John QUATERMAINE</b>	GBR	Porsche Motorsport	12	1:22.495	85.41 mph	137.45 kph				

Car 6 - 2 Second penalty - Yellow flag infringements

Weather / Track : Cloudy / Drying

These results are provisional until the conclusion of any judicial and technical matters.

Donington Park National  
Circuit Length = 1.9573 miles  
Start: 15:18 End: 15:50

Clerk of Course :		Timekeeper :
-------------------	--	--------------

**Porsche Carrera Cup Great Britain**  
**ROUND 6 - SECTOR ANALYSIS**

<b>2</b>		<b>Tim HARVEY</b>				<b>Red Line Racing</b>							
1 -		41.042	136.4	14.763	90.4	1:21.861	13 -	20.946	38.419	137.2	13.219	96.6	1:12.584
2 -	35.866	1:02.246	64.7	21.893	51.5	2:00.005	14 -	20.933	38.524	137.2	12.878	97.1	1:12.335
3 -	36.034	1:05.952	101.2	17.460	76.2	1:59.446	15 -	20.383	37.311	137.8	<b>12.627</b>	97.3	1:10.321
4 -	27.079	50.980	126.1	17.250	81.2	1:35.309	16 -	20.475	37.656	136.7	13.057	95.2	1:11.188
5 -	26.688	50.790	125.0	16.986	81.0	1:34.464	17 -	20.539	<b>37.167</b>	137.8	12.634	96.3	1:10.340
6 -	26.679	49.357	125.7	16.243	84.6	1:32.279	18 -	20.441	37.317	138.1	13.184	94.0	1:10.942
7 -	24.941	46.447	129.8	15.051	90.6	1:26.439	19 -	20.560	37.300	137.5	12.663	95.1	1:10.523
8 -	22.866	41.180	135.6	14.093	93.1	1:18.139	20 -	20.543	37.297	137.2	12.741	96.7	1:10.581
9 -	21.396	38.583	137.5	13.122	96.3	1:13.101	21 -	20.463	37.306	137.5	12.666	<b>97.4</b>	1:10.435
10 -	21.255	37.868	<b>138.4</b>	14.016	94.1	1:13.139	22 -	<b>20.344</b>	37.204	137.5	12.711	97.3	<b>1:10.259</b>
11 -	22.157	39.002	136.4	13.536	95.5	1:14.695	23 -	20.504	37.297	137.2	12.646	95.9	1:10.447
12 -	20.902	38.275	136.7	13.095	96.1	1:12.272							

<b>5</b>		<b>Sam HANCOCK</b>				<b>Jota</b>							
1 -		39.994	134.5	15.021	81.8	1:21.149	13 -	20.843	38.469	<b>137.0</b>	13.171	<b>96.6</b>	1:12.483
2 -	34.347	1:02.246	69.8	22.188	57.3	1:58.781	14 -	20.733	38.080	135.8	12.535	96.4	1:11.348
3 -	35.340	1:06.740	93.2	17.480	81.0	1:59.560	15 -	20.587	37.378	136.4	12.715	95.7	1:10.680
4 -	26.110	49.576	124.5	17.149	80.7	1:32.835	16 -	20.670	37.714	135.8	12.903	94.5	1:11.287
5 -	26.388	50.672	126.1	16.584	82.7	1:33.644	17 -	20.446	37.210	136.4	12.564	95.6	1:10.220
6 -	25.874	49.538	126.4	16.122	86.1	1:31.534	18 -	<b>20.412</b>	37.762	134.2	12.852	95.1	1:11.026
7 -	25.095	46.616	129.6	15.223	89.6	1:26.934	19 -	20.613	37.215	135.8	<b>12.534</b>	96.3	1:10.362
8 -	23.047	41.750	134.2	14.093	92.8	1:18.890	20 -	20.517	37.480	135.6	12.598	95.9	1:10.595
9 -	21.803	40.255	132.1	14.050	94.5	1:16.108	21 -	20.606	37.311	136.1	12.567	95.5	1:10.484
10 -	21.593	38.478	136.7	14.716	89.0	1:14.787	22 -	20.454	<b>37.099</b>	136.1	12.641	96.1	<b>1:10.194</b>
11 -	21.871	39.126	136.4	13.312	95.3	1:14.309	23 -	20.661	37.312	136.7	12.623	95.9	1:10.596
12 -	20.991	38.570	134.2	13.414	96.3	1:12.975							

<b>6</b>		<b>Phil QUAIFE</b>				<b>Jota</b>							
1 -		40.251	134.5	14.939	80.1	1:20.977	13 -	21.333	38.227	135.6	12.955	95.2	1:12.515
2 -	31.854	1:02.001	69.0	23.366	55.0	1:57.221	14 -	20.780	37.835	135.6	12.653	96.8	1:11.268
3 -	34.955	1:07.111	107.0	16.514	83.7	1:58.580	15 -	20.594	37.341	<b>136.1</b>	12.914	95.5	1:10.849
4 -	26.356	49.144	126.1	16.574	85.7	1:32.074	16 -	20.523	<b>37.032</b>	<b>136.1</b>	12.628	95.7	1:10.183
5 -	26.758	50.350	126.1	16.457	84.7	1:33.565	17 -	20.552	37.162	135.8	12.698	95.6	1:10.412
6 -	26.365	49.362	126.9	15.830	87.3	1:31.557	18 -	20.544	37.512	135.3	12.726	95.9	1:10.782
7 -	25.292	46.879	129.8	15.396	89.1	1:27.567	19 -	20.516	37.379	135.6	12.673	<b>97.0</b>	1:10.568
8 -	23.681	42.589	132.9	14.457	93.2	1:20.727	20 -	20.499	37.368	135.3	12.688	96.3	1:10.555
9 -	21.936	41.121	133.4	13.562	93.7	1:16.619	21 -	20.457	37.319	135.8	12.675	96.8	1:10.451
10 -	21.378	38.766	135.6	13.299	94.8	1:13.443	22 -	<b>20.435</b>	37.055	135.8	<b>12.599</b>	96.3	<b>1:10.089</b>
11 -	21.640	38.810	<b>136.1</b>	13.172	94.8	1:13.622	23 -	20.643	37.191	135.8	12.752	94.7	1:10.586
12 -	21.050	39.232	<b>136.1</b>	13.629	91.8	1:13.911							

<b>7</b>		<b>Charles BATEMAN</b>				<b>Team Parker Racing</b>							
1 -		41.040	135.3	14.983	87.3	1:21.684	13 -	21.561	38.466	137.0	13.133	95.6	1:13.160
2 -	34.753	1:02.776	69.2	21.869	54.6	1:59.398	14 -	20.819	37.685	137.5	13.012	95.3	1:11.516
3 -	35.827	1:06.700	102.8	16.924	78.0	1:59.451	15 -	20.517	37.363	137.0	12.891	95.1	1:10.771
4 -	26.386	50.274	123.1	16.687	78.2	1:33.347	16 -	20.531	37.753	137.0	12.606	94.4	1:10.890
5 -	26.624	50.629	123.6	16.914	78.7	1:34.167	17 -	20.616	37.272	137.0	12.566	95.3	1:10.454
6 -	26.288	49.597	124.5	16.336	81.1	1:32.221	18 -	20.573	37.706	136.7	<b>12.539</b>	94.9	1:10.818
7 -	24.911	47.014	128.3	15.137	89.7	1:27.062	19 -	20.466	37.263	137.2	12.564	95.1	<b>1:10.293</b>
8 -	23.024	41.866	135.0	13.626	92.8	1:18.516	20 -	<b>20.457</b>	37.255	137.2	12.672	94.4	1:10.384
9 -	21.452	39.418	135.3	13.297	93.2	1:14.167	21 -	20.523	37.414	137.2	12.662	95.1	1:10.599
10 -	21.675	38.215	<b>137.8</b>	14.170	91.2	1:14.060	22 -	20.507	<b>37.154</b>	137.2	12.663	<b>95.7</b>	1:10.324
11 -	21.434	38.315	137.5	12.945	94.3	1:12.694	23 -	20.607	37.534	137.0	12.759	95.3	1:10.900
12 -	20.804	38.801	136.7	13.916	92.7	1:13.521							

<b>8</b>		<b>Tim BRIDGMAN</b>				<b>Team Parker Racing</b>							
1 -		40.252	134.5	15.788	86.7	1:20.982	13 -	21.373	38.189	136.4	13.311	94.4	1:12.873
2 -	31.244	1:01.484	68.5	23.233	63.4	1:55.961	14 -	20.597	37.762	<b>136.7</b>	12.902	95.2	1:11.261
3 -	35.547	1:05.990	107.2	16.949	81.8	1:58.486	15 -	20.424	37.290	<b>136.7</b>	13.056	95.2	1:10.770
4 -	26.211	49.407	126.4	17.771	82.2	1:33.389	16 -	<b>20.350</b>	37.167	135.6	12.773	95.7	1:10.290
5 -	26.350	50.230	126.4	16.664	80.7	1:33.244	17 -	20.539	<b>37.064</b>	136.4	12.649	<b>96.1</b>	1:10.252
6 -	25.837	49.161	127.3	16.035	82.4	1:31.033	18 -	20.455	37.454	135.8	12.772	95.2	1:10.681
7 -	25.175	47.301	128.6	15.551	87.2	1:28.027	19 -	20.472	37.420	136.4	12.737	95.7	1:10.629

Donington Park National  
Circuit Length = 1.9573 miles  
Start: 15:18 End: 15:50

Weather / Track : Cloudy / Drying

**Porsche Carrera Cup Great Britain**  
**ROUND 6 - SECTOR ANALYSIS**

8 -	23.491	42.912	132.1	14.438	92.6	1:20.841	20 -	20.720	37.360	136.1	12.622	95.9	1:10.702
9 -	21.882	40.717	134.8	13.710	93.7	1:16.309	21 -	20.773	37.312	<b>136.7</b>	<b>12.538</b>	95.9	1:10.623
10 -	21.458	38.792	135.0	13.328	94.0	1:13.578	22 -	20.451	37.100	136.4	12.615	<b>96.1</b>	<b>1:10.166</b>
11 -	21.605	38.883	135.6	13.300	94.3	1:13.788	23 -	20.656	37.355	135.8	12.737	93.1	1:10.748
12 -	21.136	39.273	136.4	13.992	92.7	1:14.401							

<b>15</b>	<b>Nigel RICE</b>		<b>Red Line Racing</b>										
1 -		41.303	136.1	15.050	88.8	1:22.767	13 -	21.313	38.193	135.6	13.038	94.5	1:12.544
2 -	36.572	1:02.489	56.3	22.005	61.9	2:01.066	14 -	21.159	37.930	135.8	13.070	93.6	1:12.159
3 -	35.671	1:05.947	108.1	17.413	80.7	1:59.031	15 -	20.868	37.813	135.8	12.939	94.4	1:11.620
4 -	26.952	51.644	123.4	17.434	83.7	1:36.030	16 -	20.964	38.451	132.4	12.967	93.7	1:12.382
5 -	26.746	51.148	126.1	17.320	84.4	1:35.214	17 -	21.071	37.946	<b>136.4</b>	12.932	94.1	1:11.949
6 -	26.506	49.804	126.4	16.782	84.3	1:33.092	18 -	21.060	38.468	135.6	13.872	89.1	1:13.400
7 -	24.943	46.146	131.1	14.987	90.1	1:26.076	19 -	21.300	38.207	135.0	12.926	94.0	1:12.433
8 -	23.549	42.505	133.4	14.159	91.1	1:20.213	20 -	21.033	38.176	135.0	13.309	93.2	1:12.518
9 -	22.231	39.736	134.8	13.614	93.6	1:15.581	21 -	21.043	37.475	136.1	<b>12.741</b>	94.7	1:11.259
10 -	22.110	39.158	135.0	13.511	93.1	1:14.779	22 -	20.810	37.920	136.1	12.813	<b>95.3</b>	1:11.543
11 -	21.717	39.291	135.0	13.323	93.1	1:14.331	23 -	<b>20.780</b>	<b>37.326</b>	135.6	12.816	94.1	<b>1:10.922</b>
12 -	21.422	38.864	135.0	13.378	93.6	1:13.664							

<b>34</b>	<b>Tony GILHAM</b>		<b>ReDesign Racing</b>										
1 -		41.114	<b>135.8</b>	15.080	88.9	1:23.293	13 -	21.153	39.069	135.0	13.109	94.1	1:13.331
2 -	36.618	1:02.385	54.8	22.280	63.1	2:01.283	14 -	20.816	38.612	135.6	12.821	95.3	1:12.249
3 -	35.538	1:05.883	110.7	17.553	76.4	1:58.974	15 -	20.804	38.248	135.3	12.823	94.5	1:11.875
4 -	27.074	51.258	123.8	17.801	78.9	1:36.133	16 -	20.612	38.109	135.6	12.824	95.3	1:11.545
5 -	27.580	51.579	125.0	17.246	83.1	1:36.405	17 -	20.556	38.037	135.6	12.916	95.1	1:11.509
6 -	27.023	50.922	126.1	16.689	84.6	1:34.634	18 -	20.632	<b>37.868</b>	135.6	12.789	95.3	1:11.289
7 -	25.788	47.550	128.8	15.463	87.0	1:28.801	19 -	20.674	38.028	<b>135.8</b>	13.132	94.7	1:11.834
8 -	24.043	43.877	133.2	14.175	90.2	1:22.095	20 -	20.776	37.912	135.6	<b>12.670</b>	<b>95.9</b>	1:11.358
9 -	22.600	41.436	134.8	14.444	90.3	1:18.480	21 -	20.642	37.984	<b>135.8</b>	12.738	95.7	1:11.364
10 -	22.565	41.266	133.7	13.704	92.2	1:17.535	22 -	<b>20.500</b>	37.954	135.6	12.829	95.3	<b>1:11.283</b>
11 -	22.209	40.748	134.8	13.440	92.4	1:16.397	23 -	20.600	37.893	134.8	12.825	94.9	1:11.318
12 -	21.481	39.784	134.8	13.212	93.7	1:14.477							

<b>44</b>	<b>Michael CAINE</b>		<b>Team Parker Racing</b>										
1 -		39.998	134.2	15.805	86.9	1:21.259	13 -	21.294	38.142	136.7	13.349	95.7	1:12.785
2 -	33.415	1:02.452	69.5	21.914	51.8	1:57.781	14 -	20.853	37.530	<b>137.5</b>	13.133	95.5	1:11.516
3 -	34.944	1:07.430	93.1	17.147	83.4	1:59.521	15 -	20.568	<b>37.073</b>	137.0	13.007	95.9	1:10.648
4 -	26.150	48.892	127.3	16.761	80.7	1:31.803	16 -	20.474	37.263	137.0	12.827	95.7	1:10.564
5 -	26.506	49.860	126.4	16.658	82.4	1:33.024	17 -	20.516	37.182	136.4	12.781	96.0	1:10.479
6 -	26.045	49.332	127.1	16.539	82.8	1:31.916	18 -	20.557	37.140	137.0	12.838	96.6	1:10.535
7 -	25.430	47.160	129.3	15.229	90.0	1:27.819	19 -	<b>20.427</b>	37.135	137.0	12.847	96.3	1:10.409
8 -	23.188	42.092	133.9	14.458	93.1	1:19.738	20 -	20.543	37.273	137.2	12.864	96.6	1:10.680
9 -	21.951	40.479	132.9	13.929	94.7	1:16.359	21 -	20.681	37.213	136.7	12.788	<b>96.8</b>	1:10.682
10 -	21.515	38.612	136.7	14.767	88.8	1:14.894	22 -	20.454	37.109	137.0	<b>12.691</b>	96.7	<b>1:10.254</b>
11 -	21.801	38.181	<b>137.5</b>	13.125	95.6	1:13.107	23 -	20.731	37.427	136.7	12.833	96.1	1:10.991
12 -	20.770	38.628	136.4	13.778	94.5	1:13.176							

<b>45</b>	<b>John QUATERMAINE</b>		<b>Porsche Motorsport</b>										
1 -		<b>42.973</b>	<b>131.8</b>	15.162	88.3	1:26.528	11 -	23.552	44.059	125.9	14.921	90.0	1:22.532
2 -	34.308	1:02.181	57.9	22.401	68.1	1:58.890	12 -	23.945	44.010	130.1	<b>14.540</b>	<b>90.1</b>	<b>1:22.495</b>
3 -	35.508	1:05.759	111.8	17.057	84.4	1:58.324	13 -	23.991	44.572	128.3	15.387	88.7	1:23.950
4 -	26.427	49.550	125.7	16.655	80.5	1:32.632	14 -	23.683	44.930	128.3	18.224	86.3	1:26.837
5 -	27.238	50.687	121.8	17.168	84.4	1:35.093	15 -	<b>23.421</b>	46.142	123.4	In		1:26.509 P
6 -	26.590	49.501	125.9	16.552	83.6	1:32.643	16 -	Out	46.059	127.1	15.711	82.5	2:20.403
7 -	25.090	47.150	128.1	15.354	86.6	1:27.594	17 -	24.724	47.559	106.2	16.101	86.4	1:28.384
8 -	24.748	45.344	130.1	14.976	89.2	1:25.068	18 -	24.579	46.257	126.9	15.332	86.9	1:26.168
9 -	23.715	44.415	129.1	15.080	88.2	1:23.210	19 -	24.524	45.962	127.8	15.520	85.6	1:26.006
10 -	24.306	43.944	129.8	14.881	89.5	1:23.131	20 -	26.537	45.719	128.3	15.779	85.2	1:28.035

<b>60</b>	<b>Callum MACLEOD</b>		<b>Porsche Motorsport</b>										
1 -		<b>41.145</b>	<b>136.7</b>	14.748	82.5	1:22.607	7 -	23.281	43.476	131.1	14.534	90.9	1:21.291
2 -	35.841	1:02.554	60.5	21.737	53.0	2:00.132	8 -	<b>22.620</b>	41.954	131.1	14.146	<b>91.8</b>	<b>1:18.720</b>
3 -	35.748	1:06.148	99.7	17.135	81.6	1:59.031	9 -	22.864	42.137	130.1	<b>14.121</b>	91.2	1:19.122
4 -	26.121	49.946	125.2	16.620	81.5	1:32.687	10 -	23.441	42.283	131.3	14.314	91.3	1:20.038

Donington Park National  
Circuit Length = 1.9573 miles  
Start: 15:18 End: 15:50

Weather / Track : Cloudy / Drying

**Porsche Carrera Cup Great Britain**  
**ROUND 6 - SECTOR ANALYSIS**

5 -	26.640	51.448	124.7	In	1:34.743 P	11 -	23.041	42.042	130.6	14.226	90.7	1:19.309
6 -	Out	45.731	129.3	15.243	88.4	2:27.493	12 -	23.100	46.835	129.6	In	1:24.968 P

**Porsche Carrera Cup Great Britain**  
**ROUND 6 - SPEED TRAPS**

SECTOR 1				SECTOR 2			FINISH LINE		
POS	NO	NAME	MPH	NO	NAME	MPH	NO	NAME	MPH
1				2	Tim HARVEY	138.4	2	Tim HARVEY	97.4
2				7	Charles BATEMAN	137.8	6	Phil QUAIFFE	97.0
3				44	Michael CAINE	137.5	44	Michael CAINE	96.8
4				5	Sam HANCOCK	137.0	5	Sam HANCOCK	96.6
5				8	Tim BRIDGMAN	136.7	8	Tim BRIDGMAN	96.1
6				60	Callum MACLEOD	136.7	34	Tony GILHAM	95.9
7				15	Nigel RICE	136.4	7	Charles BATEMAN	95.7
8				6	Phil QUAIFFE	136.1	15	Nigel RICE	95.3
9				34	Tony GILHAM	135.8	60	Callum MACLEOD	91.8
10				45	John QUATERMAINE	131.8	45	John QUATERMAINE	90.1

# Porsche Carrera Cup Great Britain

## ROUND 6 - BEST SECTOR TIMES

SECTOR 1			SECTOR 2			SECTOR 3			IDEAL / BEST COMPARISON								
POS	NO	NAME	TIME	NO	NAME	TIME	NO	NAME	TIME	POS	NO	NAME	IDEAL	BEST	DIFF		
1	2	HARVEY	20.344	6	QUAIFE	37.032	5	HANCOCK	12.534	1	8	BRIDGMAN	1:09.952	1:10.166	0.214		
2	8	BRIDGMAN	20.350	8	BRIDGMAN	37.064	8	BRIDGMAN	12.538	2	5	HANCOCK	1:10.045	1:10.194	0.149		
3	5	HANCOCK	20.412	44	CAINE	37.073	7	BATEMAN	12.539	3	6	QUAIFE	1:10.066	1:10.089	0.023		
4	44	CAINE	20.427	5	HANCOCK	37.099	6	QUAIFE	12.599	4	2	HARVEY	1:10.138	1:10.259	0.121		
5	6	QUAIFE	20.435	7	BATEMAN	37.154	2	HARVEY	12.627	5	7	BATEMAN	1:10.150	1:10.293	0.143		
6	7	BATEMAN	20.457	2	HARVEY	37.167	34	GILHAM	12.670	6	44	CAINE	1:10.191	1:10.254	0.063		
7	34	GILHAM	20.500	15	RICE	37.326	44	CAINE	12.691	7	15	RICE	1:10.847	1:10.922	0.075		
8	15	RICE	20.780	34	GILHAM	37.868	15	RICE	12.741	8	34	GILHAM	1:11.038	1:11.283	0.245		
9	60	MACLEOD	22.620	60	MACLEOD	41.145	60	MACLEOD	14.121	9	60	MACLEOD	1:17.886	1:18.720	0.834		
10	45	QUATERMAINE	23.421	45	QUATERMAINE	42.973	45	QUATERMAINE	14.540	10	45	QUATERMAINE	1:20.934	1:22.495	1.561		
												Perfect Lap		1:09.910			

**Porsche Carrera Cup Great Britain**  
**ROUND 6 - LAP CHART**

Lap 1			Lap 2			Lap 3			Lap 4			Lap 5		
No	Behind	Laptime	No	Behind	Laptime	No	Behind	Laptime	No	Behind	Laptime	No	Behind	Laptime
6		1:20.977	8		1:55.961	8		1:58.486	8		1:33.389	8		1:33.244
8	0.005	1:20.982	6	1.255	1:57.221	6	1.349	1:58.580	6	0.034	1:32.074	6	0.355	1:33.565
5	0.172	1:21.149	44	2.097	1:57.781	44	3.132	1:59.521	44	1.546	1:31.803	44	1.326	1:33.024
44	0.282	1:21.259	5	2.987	1:58.781	5	4.061	1:59.560	5	3.507	1:32.835	5	3.907	1:33.644
7	0.707	1:21.684	7	4.139	1:59.398	7	5.104	1:59.451	7	5.062	1:33.347	7	5.985	1:34.167
2	0.884	1:21.861	2	4.923	2:00.005	2	5.883	1:59.446	60	5.639	1:32.687	60	7.138	1:34.743
60	1.630	1:22.607	60	5.796	2:00.132	60	6.341	1:59.031	45	7.556	1:32.632	2	9.023	1:34.464
15	1.790	1:22.767	15	6.890	2:01.066	15	7.435	1:59.031	2	7.803	1:35.309	45	9.405	1:35.093
34	2.316	1:23.293	34	7.633	2:01.283	34	8.121	1:58.974	15	10.076	1:36.030	15	12.046	1:35.214
45	5.551	1:26.528	45	8.475	1:58.890	45	8.313	1:58.324	34	10.865	1:36.133	34	14.026	1:36.405

**Porsche Carrera Cup Great Britain**  
**ROUND 6 - LAP CHART**

Lap 6			Lap 7			Lap 8			Lap 9			Lap 10		
No	Behind	Laptime	No	Behind	Laptime	No	Behind	Laptime	No	Behind	Laptime	No	Behind	Laptime
8		1:31.033	8		1:28.027	8		1:20.841	8		1:16.309	8		1:13.578
6	0.879	1:31.557	6	0.419	1:27.567	6	0.305	1:20.727	6	0.615	1:16.619	6	0.480	1:13.443
44	2.209	1:31.916	44	2.001	1:27.819	44	0.898	1:19.738	44	0.948	1:16.359	7	2.223	1:14.060
5	4.408	1:31.534	5	3.315	1:26.934	5	1.364	1:18.890	5	1.163	1:16.108	44	2.264	1:14.894
7	7.173	1:32.221	7	6.208	1:27.062	7	3.883	1:18.516	7	1.741	1:14.167	2	2.332	1:13.139
2	10.269	1:32.279	2	8.681	1:26.439	2	5.979	1:18.139	2	2.771	1:13.101	5	2.372	1:14.787
45	11.015	1:32.643	45	10.582	1:27.594	15	11.526	1:20.213	15	10.798	1:15.581	15	11.999	1:14.779
15	14.105	1:33.092	15	12.154	1:26.076	45	14.809	1:25.068	45	21.710	1:23.210	34	25.783	1:17.535
34	17.627	1:34.634	34	18.401	1:28.801	34	19.655	1:22.095	34	21.826	1:18.480	45	31.263	1:23.131
60	1:03.598	2:27.493 P	60	56.862	1:21.291	60	54.741	1:18.720	60	57.554	1:19.122	60	1:04.014	1:20.038

**Porsche Carrera Cup Great Britain**  
**ROUND 6 - LAP CHART**

Lap 11			Lap 12			Lap 13			Lap 14			Lap 15		
No	Behind	Laptime	No	Behind	Laptime	No	Behind	Laptime	No	Behind	Laptime	No	Behind	Laptime
8		1:13.788	6		1:13.911	6		1:12.515	6		1:11.268	6		1:10.849
6	0.314	1:13.622	8	0.176	1:14.401	8	0.534	1:12.873	8	0.527	1:11.261	8	0.448	1:10.770
7	1.129	1:12.694	7	0.425	1:13.521	44	0.804	1:12.785	44	1.052	1:11.516	44	0.851	1:10.648
44	1.583	1:13.107	44	0.534	1:13.176	7	1.070	1:13.160	7	1.318	1:11.516	7	1.240	1:10.771
5	2.893	1:14.309	2	1.286	1:12.272	2	1.355	1:12.584	5	1.691	1:11.348	5	1.522	1:10.680
2	3.239	1:14.695	5	1.643	1:12.975	5	1.611	1:12.483	2	2.422	1:12.335	2	1.894	1:10.321
15	12.542	1:14.331	15	11.981	1:13.664	60	1 LAP	1:24.968 P	15	12.901	1:12.159	45	1 LAP	1:26.837
34	28.392	1:16.397	34	28.644	1:14.477	15	12.010	1:12.544	34	30.441	1:12.249	15	13.672	1:11.620
45	40.007	1:22.532	45	48.277	1:22.495	34	29.460	1:13.331				34	31.467	1:11.875
60	1:09.535	1:19.309				45	59.712	1:23.950						

**Porsche Carrera Cup Great Britain**  
**ROUND 6 - LAP CHART**

Lap 16			Lap 17			Lap 18			Lap 19			Lap 20		
No	Behind	Laptime	No	Behind	Laptime	No	Behind	Laptime	No	Behind	Laptime	No	Behind	Laptime
6		1:10.183	6		1:10.412	6		1:10.782	6		1:10.568	6		1:10.555
8	0.555	1:10.290	8	0.395	1:10.252	8	0.294	1:10.681	8	0.355	1:10.629	8	0.502	1:10.702
44	1.232	1:10.564	44	1.299	1:10.479	44	1.052	1:10.535	44	0.893	1:10.409	44	1.018	1:10.680
7	1.947	1:10.890	7	1.989	1:10.454	7	2.025	1:10.818	7	1.750	1:10.293	7	1.579	1:10.384
5	2.626	1:11.287	5	2.434	1:10.220	5	2.678	1:11.026	5	2.472	1:10.362	5	2.512	1:10.595
2	2.899	1:11.188	2	2.827	1:10.340	2	2.987	1:10.942	2	2.942	1:10.523	2	2.968	1:10.581
15	15.871	1:12.382	15	17.408	1:11.949	45	2 LAPS	2:20.403	15	21.891	1:12.433	15	23.854	1:12.518
45	1 LAP	1:26.509 P	34	33.926	1:11.509	15	20.026	1:13.400	34	35.699	1:11.834	34	36.502	1:11.358
34	32.829	1:11.545				34	34.433	1:11.289	45	2 LAPS	1:28.384	45	2 LAPS	1:26.168

**Porsche Carrera Cup Great Britain**  
**ROUND 6 - LAP CHART**

Lap 21			Lap 22			Lap 23		
No	Behind	Laptime	No	Behind	Laptime	No	Behind	Laptime
6		1:10.451	6		1:10.089	6		1:10.586
8	0.674	1:10.623	8	0.751	1:10.166	8	0.913	1:10.748
44	1.249	1:10.682	44	1.414	1:10.254	44	1.819	1:10.991
7	1.727	1:10.599	7	1.962	1:10.324	7	2.276	1:10.900
5	2.545	1:10.484	5	2.650	1:10.194	5	2.660	1:10.596
2	2.952	1:10.435	2	3.122	1:10.259	2	2.983	1:10.447
15	24.662	1:11.259	15	26.116	1:11.543	45	3 LAPS	1:28.035
34	37.415	1:11.364	34	38.609	1:11.283	15	26.452	1:10.922
45	2 LAPS	1:26.006				34	39.341	1:11.318

# Porsche Carrera Cup Great Britain

## ROUND 6 - POSITION CHART

No	Name	Laps																							
		Pos	1	2	3	4	5	6	7	8	9	10	11	12	13	14	15	16	17	18	19	20	21	22	23
6	QUAIFE	1	6	8	8	8	8	8	8	8	8	8	8	8	6	6	6	6	6	6	6	6	6	6	6
8	BRIDGMAN	2	8	6	6	6	6	6	6	6	6	6	6	8	8	8	8	8	8	8	8	8	8	8	8
5	HANCOCK	3	5	44	44	44	44	44	44	44	44	44	7	7	7	44	44	44	44	44	44	44	44	44	44
44	CAINE	4	44	5	5	5	5	5	5	5	5	5	44	44	44	7	7	7	7	7	7	7	7	7	7
7	BATEMAN	5	7	7	7	7	7	7	7	7	7	7	2	5	2	2	5	5	5	5	5	5	5	5	5
2	HARVEY	6	2	2	2	60	60	2	2	2	2	2	5	2	5	5	2	2	2	2	2	2	2	2	2
60	MACLEOD	7	60	60	60	45	2	45	45	15	15	15	15	15	15	15	15	15	15	15	15	15	15	15	
15	RICE	8	15	15	15	2	45	15	15	45	45	34	34	34	34	34	34	34	34	34	34	34	34	34	
34	GILHAM	9	34	34	34	15	15	34	34	34	34	45	45	45	45	45	45	45	45	45	45	45	45	45	
45	QUATERMAINE	10	45	45	45	34	34	<u>60</u>	60	60	60	60	60	60	60	60	60	60	60	60	60	60	60	60	