



SEAT CUPRA CHAMPIONSHIP

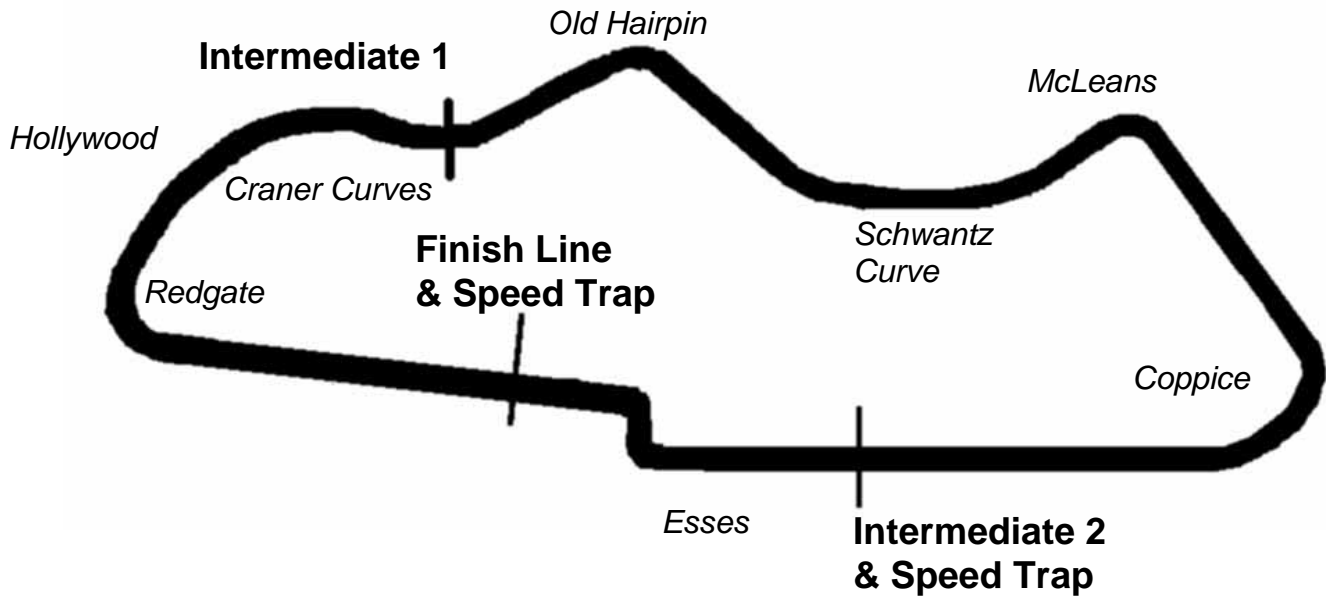
**Rounds 5 & 6
Donington Park National**

3rd / 4th May 2008



Results Provided by Timing Solutions Ltd
www.tsl-timing.com

DONINGTON PARK NATIONAL



Circuit Length: 1.9573 miles / 3,150.0 metres
Intermediate 1: 950 metres
Intermediate 2: 2,650 metres
Pit In: 3,100 metres
Pit Out: 236 metres after Finish Line

SEAT Cupra Championship

QUALIFYING ROUND 5 - CLASSIFICATION

POS	NO	CL	NAME	NAT	ENTRY	TIME	ON	LAPS	GAP	DIFF	MPH
1	25		Robert LAWSON		Bardon / JHR	1:14.772	3	4			94.23
2	2		Carl BREEZE		Blue Chip / Welch Motorsport	1:14.938	4	6	0.166	0.166	94.02
3	3		Andrew HERRON		Brian Herron Plant / JHR	1:14.950	7	8	0.178	0.012	94.01
4	1		Jonathan ADAM		Total Control Racing	1:15.034	9	10	0.262	0.084	93.90
5	34		Martin BYFORD		AB Glass / Z Speed Racing	1:15.222	7	10	0.450	0.188	93.67
6	7		Daniel WELCH		Marriott / Welch Motorsport	1:15.532	4	7	0.760	0.310	93.28
7	32		Daniel ROWBOTTOM		DRM M-sport	1:15.557	6	9	0.785	0.025	93.25
8	8		James APPLEBY		Hardinge Machine Tools	1:15.728	4	7	0.956	0.171	93.04
9	9		Jamie ACKERS		Total Control Racing	1:15.831	8	9	1.059	0.103	92.91
10	11		Jeremy GUMBLEY		JeremyGumbley.com / Welch Motorsport	1:15.918	3	5	1.146	0.087	92.81
11	42		David GREEN		Daniels Motorsport	1:16.091	5	6	1.319	0.173	92.60
12	69		Dan STRINGFELLOW		Stringfellow Motorsport / West Suffolk R	1:16.260	6	6	1.488	0.169	92.39
13	44		Freddy NORDSTROM		PlumberTraining.com / Advent Motorsport	1:16.616	4	7	1.844	0.356	91.96
14	12		Steve MITCHELL		J P Motorsport	1:21.420	7	7	6.648	4.804	86.54

Weather / Track : Bright / Dry

These results are provisional until the conclusion of any judicial and technical matters.

Donington Park National
 Circuit Length = 1.9573 miles
 Start: 09:05 End: 09:26

Clerk of Course :		Timekeeper :
-------------------	--	--------------

SEAT Cupra Championship

QUALIFYING ROUND 5 - SECTOR ANALYSIS

1	Jonathan ADAM										Total Control Racing				
1 -	29.083	52.045	83.8	17.202	70.5	1:38.330	6 -	22.243	40.193	121.6	13.230	86.9	1:15.666		
2 -	25.944	51.627	77.3	In		1:35.876 P	7 -	23.176	44.226	117.9	In		1:23.685 P		
3 -	Out	48.758	111.7	14.589	82.7	4:08.922	8 -	Out	41.978	120.5	13.672	87.8	3:50.200		
4 -	23.240	44.355	99.4	15.317	86.9	1:22.912	9 -	21.996	39.964	121.1	13.074	88.2	1:15.034		
5 -	22.171	40.051	121.8	13.289	87.6	1:15.511	10 -	25.585	49.491	98.0	In		1:32.119 P		
2	Carl BREEZE										Blue Chip / Welch Motorsport				
1 -	27.356	56.316	106.0	In		1:41.296 P	4 -	22.038	39.727	122.5	13.173	88.1	1:14.938		
2 -	Out	55.161	76.0	17.430	87.2	3:58.095	5 -	22.006	40.006	120.9	13.220	88.2	1:15.232		
3 -	22.231	39.837	121.8	13.366	86.5	1:15.434	6 -	26.608	46.630	104.4	In		1:31.493 P		
3	Andrew HERRON										Brian Herron Plant / JHR				
1 -	26.771	55.077	54.2	16.853	88.1	1:38.701	5 -	27.983	52.647	98.1	In		1:36.942 P		
2 -	22.272	40.314	120.9	13.351	88.0	1:15.937	6 -	Out	45.508	117.9	13.616	87.3	7:13.005		
3 -	21.995	39.901	122.0	13.338	86.4	1:15.234	7 -	21.972	39.743	122.0	13.235	87.5	1:14.950		
4 -	21.962	40.164	121.4	13.447	87.8	1:15.573	8 -	22.008	39.633	121.6	13.325		1:14.966		
7	Daniel WELCH										Marriott / Welch Motorsport				
1 -	32.795	54.279	107.7	In		1:41.990 P	5 -	22.115	40.377	121.8	13.239	89.0	1:15.731		
2 -	Out	44.567	117.3	14.079	87.7	3:30.568	6 -	22.330	48.179	118.4	13.777	88.5	1:24.286		
3 -	22.569	40.517	120.9	13.472	88.5	1:16.558	7 -	22.350	40.307	121.6	13.327	88.5	1:15.984		
4 -	22.164	40.115	121.6	13.253	88.9	1:15.532									
8	James APPLEBY										Hardinge Machine Tools				
1 -	26.705	55.137	55.4	17.224	87.6	1:39.066	5 -	28.648	59.474	85.7	In		1:45.781 P		
2 -	22.572	40.999	122.5	13.904	87.6	1:17.475	6 -	Out	43.887	118.6	13.634	87.7	8:08.112		
3 -	22.301	40.603	121.6	13.631	88.0	1:16.535	7 -	22.123	39.995	122.2	13.641		1:15.759		
4 -	22.161	39.886	121.4	13.681	87.6	1:15.728									
9	Jamie ACKERS										Total Control Racing				
1 -	28.485	52.220	93.5	17.196	71.5	1:37.901	6 -	22.629	40.642	120.7	13.626	86.8	1:16.897		
2 -	28.486	50.120	93.1	18.209	68.8	1:36.815	7 -	22.312	40.039	121.1	13.526	86.3	1:15.877		
3 -	28.729	51.506	103.4	In		1:36.272 P	8 -	22.461	39.967	120.5	13.403	87.0	1:15.831		
4 -	Out	56.557	86.8	18.063	72.3	3:23.525	9 -	23.942	48.476	97.7	In		1:29.081 P		
5 -	27.254	48.529	115.3	14.424	86.7	1:30.207									
11	Jeremy GUMBLEY										JeremyGumbley.com / Welch Motorsport				
1 -	26.245	43.888	115.5	In		1:26.770 P	4 -	22.445	40.260	120.9	13.225	88.8	1:15.930		
2 -	Out	41.959	110.4	16.535	86.3	3:18.417	5 -	26.063	47.017	93.3	In		1:29.641 P		
3 -	22.326	40.125	121.8	13.467	87.4	1:15.918									
12	Steve MITCHELL										J P Motorsport				
1 -	29.011	53.702	106.2	16.737	79.5	1:39.450	5 -	26.283	50.993	110.7	15.691	80.2	1:32.967		
2 -	27.590	51.938	99.4	18.140	65.5	1:37.668	6 -	24.916	46.502	100.6	16.262	80.9	1:27.680		
3 -	27.132	51.501	93.6	In		1:35.142 P	7 -	23.735	43.743	117.9	13.942	85.7	1:21.420		
4 -	Out	52.044	107.7	15.913	76.9	5:19.703									
25	Robert LAWSON										Bardon / JHR				
1 -	28.157	55.175	72.5	17.037	88.1	1:40.369	3 -	21.944	39.717	121.8	13.111	89.1	1:14.772		
2 -	25.783	48.864	95.5	14.130	89.1	1:28.777	4 -	26.237	50.271	86.8	In		1:34.313 P		
32	Daniel ROWBOTTOM										DRM M-sport				
1 -	28.318	50.515	98.1	In		1:35.121 P	6 -	22.026	40.041	122.2	13.490	88.9	1:15.557		
2 -	Out	51.230	105.5	16.320	74.2	4:26.627	7 -	22.028	40.179	122.7	13.467	89.0	1:15.674		
3 -	25.899	45.615	119.2	In		1:25.909 P	8 -	22.231	40.761	121.6	13.591	88.2	1:16.583		
4 -	Out	44.562	120.3	14.378	88.0	4:24.574	9 -	22.668	45.712	78.4	16.557	77.1	1:24.937		
5 -	22.517	40.481	122.5	13.716	88.9	1:16.714									
34	Martin BYFORD										AB Glass / Z Speed Racing				
1 -	25.558	49.240	106.4	15.414	84.9	1:30.212	6 -	24.545	44.361	98.0	14.954	87.8	1:23.860		
2 -	23.275	41.889	120.1	14.539	87.4	1:19.703	7 -	22.026	39.878	121.4	13.318	85.9	1:15.222		

Donington Park National
Circuit Length = 1.9573 miles
Start: 09:05 End: 09:26

Weather / Track : Bright / Dry

SEAT Cupra Championship

QUALIFYING ROUND 5 - SECTOR ANALYSIS

3 -	22.312	40.117	120.9	13.549	87.0	1:15.978	8 -	24.899	47.763	98.5	15.567	87.5	1:28.229
4 -	23.845	44.454	116.9	In		1:23.058 P	9 -	22.169	40.133	121.4	13.124	88.1	1:15.426
5 -	Out	43.272	113.4	15.408	75.8	4:21.758	10 -	26.344	50.550	88.3	In		1:32.775 P
42	David GREEN												
Daniels Motorsport													
1 -	28.578	49.766	78.8	In		1:35.455 P	4 -	22.187	44.621	102.9	14.129	88.5	1:20.937
2 -	Out	49.087	70.5	16.989	85.2	5:45.357	5 -	22.664	40.033	121.1	13.394	88.1	1:16.091
3 -	22.741	41.115	121.1	14.212	84.9	1:18.068	6 -	25.618	50.623	93.3	In		1:33.914 P
44	Freddy NORDSTROM												
PlumberTraining.com / Advent Motorsport													
1 -	25.961	50.840	95.3	In		1:33.647 P	5 -	22.371	41.299	121.1	13.610	87.0	1:17.280
2 -	Out	49.334	95.9	16.461	74.8	4:09.474	6 -	22.780	40.592	121.6	13.396	88.0	1:16.768
3 -	25.019	42.665	117.5	14.563	87.6	1:22.247	7 -	25.168	45.489	107.9	In		1:26.021 P
4 -	22.487	40.539	121.6	13.590	88.1	1:16.616							
69	Dan STRINGFELLOW												
Stringfellow Motorsport / West Suffolk R													
1 -	22.712	41.537	120.7	14.117	87.6	1:18.366	4 -	28.559	55.743	99.1	In		1:40.716 P
2 -	22.385	52.821	90.3	15.911	86.7	1:31.117	5 -	Out	47.697	116.5	14.371	86.9	5:35.155
3 -	22.182	40.617	120.9	13.619	87.4	1:16.418	6 -	22.191	40.689	121.8	13.380	86.7	1:16.260

SEAT Cupra Championship

QUALIFYING ROUND 5 - SPEED TRAPS

SECTOR 1				SECTOR 2			FINISH LINE		
POS	NO	NAME	MPH	NO	NAME	MPH	NO	NAME	MPH
1				32	Daniel ROWBOTTOM	122.7	25	Robert LAWSON	89.1
2				2	Carl BREEZE	122.5	7	Daniel WELCH	89.0
3				8	James APPLEBY	122.5	32	Daniel ROWBOTTOM	89.0
4				3	Andrew HERRON	122.0	11	Jeremy GUMBLEY	88.8
5				1	Jonathan ADAM	121.8	42	David GREEN	88.5
6				7	Daniel WELCH	121.8	1	Jonathan ADAM	88.2
7				11	Jeremy GUMBLEY	121.8	2	Carl BREEZE	88.2
8				25	Robert LAWSON	121.8	3	Andrew HERRON	88.1
9				69	Dan STRINGFELLOW	121.8	34	Martin BYFORD	88.1
10				44	Freddy NORDSTROM	121.6	44	Freddy NORDSTROM	88.1
11				34	Martin BYFORD	121.4	8	James APPLEBY	88.0
12				9	Jamie ACKERS	121.1	69	Dan STRINGFELLOW	87.6
13				42	David GREEN	121.1	9	Jamie ACKERS	87.0
14				12	Steve MITCHELL	118.4	12	Steve MITCHELL	85.7


SEAT Cupra Championship

QUALIFYING ROUND 5 - BEST SECTOR TIMES

SECTOR 1				SECTOR 2				SECTOR 3				IDEAL / BEST COMPARISON				
POS	NO	NAME	TIME	NO	NAME	TIME	NO	NAME	TIME	POS	NO	NAME	IDEAL	BEST	DIFF	
1	25	LAWSON	21.944	3	HERRON	39.633	1	ADAM	13.074	1	25	LAWSON	1:14.772	1:14.772	0.000	
2	3	HERRON	21.962	25	LAWSON	39.717	25	LAWSON	13.111	2	3	HERRON	1:14.830	1:14.950	0.120	
3	1	ADAM	21.996	2	BREEZE	39.727	34	BYFORD	13.124	3	2	BREEZE	1:14.906	1:14.938	0.032	
4	2	BREEZE	22.006	34	BYFORD	39.878	2	BREEZE	13.173	4	34	BYFORD	1:15.028	1:15.222	0.194	
5	32	ROWBOTTOM	22.026	8	APPLEBY	39.886	11	GUMBLEY	13.225	5	1	ADAM	1:15.034	1:15.034	0.000	
6	34	BYFORD	22.026	1	ADAM	39.964	3	HERRON	13.235	6	7	WELCH	1:15.469	1:15.532	0.063	
7	7	WELCH	22.115	9	ACKERS	39.967	7	WELCH	13.239	7	32	ROWBOTTOM	1:15.534	1:15.557	0.023	
8	8	APPLEBY	22.123	42	GREEN	40.033	69	STRINGFELLOW	13.380	8	42	GREEN	1:15.614	1:16.091	0.477	
9	69	STRINGFELLOW	22.182	32	ROWBOTTOM	40.041	42	GREEN	13.394	9	8	APPLEBY	1:15.640	1:15.728	0.088	
10	42	GREEN	22.187	7	WELCH	40.115	44	NORDSTROM	13.396	10	11	GUMBLEY	1:15.676	1:15.918	0.242	
11	9	ACKERS	22.312	11	GUMBLEY	40.125	9	ACKERS	13.403	11	9	ACKERS	1:15.682	1:15.831	0.149	
12	11	GUMBLEY	22.326	44	NORDSTROM	40.539	32	ROWBOTTOM	13.467	12	69	STRINGFELLOW	1:16.179	1:16.260	0.081	
13	44	NORDSTROM	22.371	69	STRINGFELLOW	40.617	8	APPLEBY	13.631	13	44	NORDSTROM	1:16.306	1:16.616	0.310	
14	12	MITCHELL	23.735	12	MITCHELL	43.743	12	MITCHELL	13.942	14	12	MITCHELL	1:21.420	1:21.420	0.000	
													Perfect Lap		1:14.651	

SEAT Cupra Championship

ROUND 5 - GRID

ROW 7	1:16.616 44 Freddy NORDSTROM	1:21.420 12 Steve MITCHELL
ROW 6	1:16.091 42 David GREEN	1:16.260 69 Dan STRINGFELLOW
ROW 5	1:15.831 9 Jamie ACKERS	1:15.918 11 Jeremy GUMBLEY
ROW 4	1:15.557 32 Daniel ROWBOTTOM	1:15.728 8 James APPLEBY
ROW 3	1:15.222 34 Martin BYFORD	1:15.532 7 Daniel WELCH
ROW 2	1:14.950 3 Andrew HERRON	1:15.034 1 Jonathan ADAM
ROW 1	1:14.772 25 Robert LAWSON	1:14.938 2 Carl BREEZE
Pole		
		

Donington Park National
Circuit Length = 1.9573 miles

Clerk of Course :		Timekeeper :

SEAT Cupra Championship

QUALIFYING ROUND 6 - CLASSIFICATION - AMENDED

POS	NO	CL	NAME	NAT	ENTRY	TIME	ON	LAPS	GAP	DIFF	MPH
1	25		Robert LAWSON		Bardon / JHR	1:14.787	3	4			94.21
2	3		Andrew HERRON		Brian Herron Plant / JHR	1:14.792	9	10	0.005	0.005	94.20
3	2		Carl BREEZE		Blue Chip / Welch Motorsport	1:14.799	5	6	0.012	0.007	94.20
4	1		Jonathan ADAM		Total Control Racing	1:14.856	9	11	0.069	0.057	94.12
5	34		Martin BYFORD		AB Glass / Z Speed Racing	1:14.989	7	8	0.202	0.133	93.96
6	8		James APPLEBY		Hardinge Machine Tools	1:15.160	10	10	0.373	0.171	93.74
7	9		Jamie ACKERS		Total Control Racing	1:15.515	11	11	0.728	0.355	93.30
8	69		Dan STRINGFELLOW		Stringfellow Motorsport / West Suffolk R	1:15.597	4	10	0.810	0.082	93.20
9	11		Jeremy GUMBLEY		JeremyGumbley.com / Welch Motorsport	1:15.759	4	10	0.972	0.162	93.00
10	42		David GREEN		Daniels Motorsport	1:15.812	5	9	1.025	0.053	92.94
11	32		Daniel ROWBOTTOM		DRM M-sport	1:16.152	9	11	1.365	0.340	92.52
12	44		Freddy NORDSTROM		PlumberTraining.com / Advent Motorsport	1:16.709	6	11	1.922	0.557	91.85
13	12		Steve MITCHELL		J P Motorsport	1:17.797	9	12	3.010	1.088	90.57
DQ	7		Daniel WELCH		Marriott / Welch Motorsport			10			

Car 7 excluded from results - Championship Regulation 5.14.2 i) P.48

Weather / Track : Cloudy / Dry

These results are provisional until the conclusion of any judicial and technical matters.

Donington Park National
Circuit Length = 1.9573 miles
Start: 14:05 End: 14:26

Clerk of Course :		Timekeeper :
-------------------	--	--------------

SEAT Cupra Championship

QUALIFYING ROUND 6 - SECTOR ANALYSIS

1	Jonathan ADAM				Total Control Racing								
1 -	Out	55.194	78.2	18.126	71.6	1:40.671	7 -	23.519	42.884	112.6	In	1:23.062 P	
2 -	25.986	46.478	95.6	15.240	80.7	1:27.704	8 -	Out	43.985	118.1	13.607	88.0	3:23.703
3 -	23.600	44.562	98.0	In		1:24.202 P	9 -	21.958	39.652	120.9	13.246	86.7	1:14.856
4 -	Out	47.513	111.5	14.476	81.3	3:04.452	10 -	23.849	42.384	119.0	In		1:21.379 P
5 -	23.190	44.370	104.9	14.065	88.0	1:21.625	11 -	Out	40.235	121.6	13.191	87.0	2:50.265
6 -	22.056	39.793	120.9	13.365	86.3	1:15.214							
2	Carl BREEZE				Blue Chip / Welch Motorsport								
1 -	Out	49.809	105.0	15.109	83.3	1:28.068	4 -	21.933	39.635	122.0	13.246	88.5	1:14.814
2 -	23.905	49.269	80.2	In		1:31.913 P	5 -	22.067	39.535	122.2	13.197	88.3	1:14.799
3 -	Out	44.450	86.3	16.230	88.9	3:27.245	6 -	26.105	46.166	80.0	In		1:31.290 P
3	Andrew HERRON				Brian Herron Plant / JHR								
1 -	Out	51.489	76.5	18.292	70.6	1:38.643	6 -	29.604	48.847	116.1	In		1:32.758 P
2 -	29.876	44.323	120.3	13.806	88.5	1:28.005	7 -	Out	57.370	69.5	15.260	88.2	5:53.353
3 -	21.992	40.007	122.0	13.328	88.8	1:15.327	8 -	27.977	47.681	121.4	13.439	88.9	1:29.097
4 -	21.969	39.765	120.5	13.306	88.3	1:15.040	9 -	21.948	39.556	122.0	13.288	89.0	1:14.792
5 -	22.016	39.636	121.4	13.334	88.7	1:14.986	10 -	28.702	49.379	97.1	In		1:35.385 P
7	Daniel WELCH				Marriott / Welch Motorsport								
1 -	Out	56.792	83.5	18.485	67.1	1:42.406	6 -	22.255	39.780	121.4	13.384	86.7	1:15.419
2 -	30.052	50.616	87.4	In		1:38.547 P	7 -	23.139	42.520	118.1	In		1:19.293 P
3 -	Out	50.342	93.5	14.692	88.3	3:24.148	8 -	Out	51.034	89.7	15.464	88.3	2:47.335
4 -	22.353	39.934	121.6	13.463	88.2	1:15.750	9 -	22.154	40.255	121.8	13.536	88.5	1:15.945
5 -	22.199	39.643	120.7	13.340	88.4	1:15.182	10 -	22.200	39.493	121.8	13.218	88.2	1:14.911
8	James APPLEBY				Hardinge Machine Tools								
1 -	Out	51.467	73.7	18.014	70.1	1:38.149	6 -	28.657	49.437	108.1	In		1:33.274 P
2 -	30.119	44.127	119.8	13.974	88.7	1:28.220	7 -	Out	50.002	62.7	17.615	88.5	5:09.054
3 -	22.023	39.806	121.8	13.416	88.1	1:15.245	8 -	24.211	43.373	121.1	13.989	88.2	1:21.573
4 -	22.227	39.765	121.6	13.577	87.2	1:15.569	9 -	22.285	39.367	122.0	13.564	88.8	1:15.216
5 -	22.089	39.914	120.7	13.509	88.4	1:15.512	10 -	22.028	39.679	121.1	13.453	88.1	1:15.160
9	Jamie ACKERS				Total Control Racing								
1 -	Out	56.171	74.6	18.389	70.8	1:41.515	7 -	22.304	39.928	120.5	13.476	86.6	1:15.708
2 -	27.373	48.143	106.7	17.060	75.8	1:32.576	8 -	22.518	40.379	120.1	13.704	86.0	1:16.601
3 -	25.787	49.074	95.1	17.913	70.2	1:32.774	9 -	25.419	55.382	90.2	In		1:37.870 P
4 -	27.659	51.194	92.4	In		1:36.114 P	10 -	Out	48.532	117.5	14.065	87.4	3:29.580
5 -	Out	55.960	79.8	16.190	87.5	3:11.838	11 -	22.225	39.748	120.7	13.542	86.7	1:15.515
6 -	22.337	45.551	114.1	14.036	87.4	1:21.924							
11	Jeremy GUMBLEY				JeremyGumbley.com / Welch Motorsport								
1 -	Out	50.748	117.1	16.126	74.0	1:31.482	6 -	Out	43.098	109.5	13.835	87.8	3:04.663
2 -	25.711	47.252	110.7	In		1:29.044 P	7 -	22.414	40.084	120.1	13.343	88.3	1:15.841
3 -	Out	40.736	120.9	13.480	88.1	3:16.672	8 -	22.294	40.369	120.3	13.442	87.8	1:16.105
4 -	22.304	39.891	120.5	13.564	87.4	1:15.759	9 -	24.416	42.767	98.8	16.417	88.2	1:23.600
5 -	22.739	43.213	107.9	In		1:21.155 P	10 -	22.627	43.139	92.3	In		1:21.925 P
12	Steve MITCHELL				J P Motorsport								
1 -	Out	56.270	75.7	18.145	78.6	1:40.426	7 -	22.969	42.761	109.7	14.565	84.0	1:20.295
2 -	25.272	47.821	97.0	18.812	77.0	1:31.905	8 -	22.889	41.384	118.6	13.951	84.4	1:18.224
3 -	25.357	47.381	93.5	In		1:29.166 P	9 -	22.934	40.892	119.0	13.971	85.7	1:17.797
4 -	Out	45.990	114.9	15.112	82.6	4:21.208	10 -	23.975	43.785	119.0	In		1:22.873 P
5 -	24.263	42.214	119.4	13.966	85.3	1:20.443	11 -	Out	43.660	119.4	14.049	84.8	2:12.701
6 -	23.203	41.196	119.4	13.621	86.6	1:18.020	12 -	23.112	41.237	118.6	13.950	84.4	1:18.299
25	Robert LAWSON				Bardon / JHR								
1 -	Out	53.845	73.3	18.196	76.3	1:38.309	3 -	21.999	39.494	121.8	13.294	88.4	1:14.787
2 -	32.075	48.241	104.4	13.953	88.2	1:34.269	4 -	24.267	44.466	117.5	In		1:25.208 P

Weather / Track : Cloudy / Dry

Donington Park National
Circuit Length = 1.9573 miles
Start: 14:05 End: 14:26

SEAT Cupra Championship

QUALIFYING ROUND 6 - SECTOR ANALYSIS

32	Daniel ROWBOTTOM				DRM M-sport								
1 -	Out	56.115	86.4	17.358	69.3	1:40.732	7 -	22.412	40.610	121.8	13.557	88.7	1:16.579
2 -	28.832	49.388	95.7	In		1:32.845 P	8 -	22.213	40.414	121.1	13.569	87.6	1:16.196
3 -	Out	49.324	98.4	16.302	74.5	4:17.436	9 -	22.359	40.252	121.6	13.541	88.8	1:16.152
4 -	26.064	45.363	117.3	In		1:24.965 P	10 -	22.365	40.360	120.9	13.486	88.4	1:16.211
5 -	Out	45.768	116.7	14.346	87.8	3:47.521	11 -	22.388	40.444	120.9	13.527	88.0	1:16.359
6 -	22.433	40.959	121.4	13.902	88.4	1:17.294							
34	Martin BYFORD				AB Glass / Z Speed Racing								
1 -	Out	53.209	79.5	17.527	73.3	1:37.092	5 -	25.610	48.457	94.0	In		1:31.018 P
2 -	26.837	48.767	94.3	In		1:31.796 P	6 -	Out	47.252	99.1	14.857	88.0	6:23.451
3 -	Out	46.363	98.1	15.253	88.3	4:10.736	7 -	22.099	39.737	121.4	13.153	87.5	1:14.989
4 -	22.150	39.620	121.1	13.235	88.3	1:15.005	8 -	27.081	47.545	98.8	In		1:28.868 P
42	David GREEN				Daniels Motorsport								
1 -	Out	56.207	84.2	17.163	75.1	1:40.316	6 -	25.185	50.004	102.8	In		1:32.423 P
2 -	26.614	48.352	94.8	In		1:32.440 P	7 -	Out	43.069	102.5	15.071	87.6	3:45.546
3 -	Out	51.724	99.9	15.734	86.0	4:12.465	8 -	22.588	39.802	121.6	13.510	88.4	1:15.900
4 -	22.924	42.278	119.4	14.233	88.3	1:19.435	9 -	26.754	52.243	90.8	In		1:38.833 P
5 -	22.160	40.023	120.9	13.629	87.8	1:15.812							
44	Freddy NORDSTROM				PlumberTraining.com / Advent Motorsport								
1 -	Out	56.447	78.4	18.951	70.4	1:39.225	7 -	22.389	54.459	110.0	In		1:31.205 P
2 -	26.665	46.946	93.5	17.208	70.3	1:30.819	8 -	Out	42.643	120.1	13.747	87.6	2:58.012
3 -	25.769	47.129	94.8	In		1:29.307 P	9 -	22.453	41.022	121.7	13.411	87.5	1:16.886
4 -	Out	44.914	109.5	15.899	69.8	4:36.093	10 -	22.819	40.778	121.7	13.607	88.1	1:17.204
5 -	28.514	43.167	116.5	14.162	86.1	1:25.843	11 -	26.629	47.920	105.7	In		1:30.097 P
6 -	22.538	40.479	119.8	13.692	87.8	1:16.709							
69	Dan STRINGFELLOW				Stringfellow Motorsport / West Suffolk R								
1 -	Out	56.084	84.9	18.517	73.1	1:40.787	6 -	Out	48.254	115.1	14.089	87.2	4:03.720
2 -	27.632	49.002	102.5	In		1:32.262 P	7 -	22.067	40.201	121.4	13.518	87.2	1:15.786
3 -	Out	49.864	98.1	14.841	87.2	3:46.126	8 -	24.464	50.840	97.5	14.968	87.4	1:30.272
4 -	22.158	39.949	121.6	13.490	88.1	1:15.597	9 -	22.205	41.164	120.7	13.517	86.6	1:16.886
5 -	25.309	48.634	105.4	In		1:31.596 P	10 -	28.285	51.953	101.1	In		1:38.061 P

SEAT Cupra Championship
QUALIFYING ROUND 6 - SPEED TRAPS

SECTOR 1				SECTOR 2			FINISH LINE		
POS	NO	NAME	MPH	NO	NAME	MPH	NO	NAME	MPH
1				2	Carl BREEZE	122.2	3	Andrew HERRON	89.0
2				3	Andrew HERRON	122.0	2	Carl BREEZE	88.9
3				8	James APPLEBY	122.0	8	James APPLEBY	88.8
4				7	Daniel WELCH	121.8	32	Daniel ROWBOTTOM	88.8
5				25	Robert LAWSON	121.8	7	Daniel WELCH	88.5
6				32	Daniel ROWBOTTOM	121.8	25	Robert LAWSON	88.4
7				1	Jonathan ADAM	121.6	42	David GREEN	88.4
8				42	David GREEN	121.6	11	Jeremy GUMBLEY	88.3
9				69	Dan STRINGFELLOW	121.6	34	Martin BYFORD	88.3
10				34	Martin BYFORD	121.4	44	Freddy NORDSTROM	88.1
11				44	Freddy NORDSTROM	121.1	69	Dan STRINGFELLOW	88.1
12				11	Jeremy GUMBLEY	120.9	1	Jonathan ADAM	88.0
13				9	Jamie ACKERS	120.7	9	Jamie ACKERS	87.5
14				12	Steve MITCHELL	119.4	12	Steve MITCHELL	86.6


SEAT Cupra Championship

QUALIFYING ROUND 6 - BEST SECTOR TIMES

SECTOR 1				SECTOR 2				SECTOR 3				IDEAL / BEST COMPARISON			
POS	NO	NAME	TIME	NO	NAME	TIME	NO	NAME	TIME	POS	NO	NAME	IDEAL	BEST	DIFF
1	2	BREEZE	21.933	8	APPLEBY	39.367	34	BYFORD	13.153	1	2	BREEZE	1:14.665	1:14.799	0.134
2	3	HERRON	21.948	7	WELCH	39.493	1	ADAM	13.191	2	25	LAWSON	1:14.787	1:14.787	0.000
3	1	ADAM	21.958	25	LAWSON	39.494	2	BREEZE	13.197	3	3	HERRON	1:14.792	1:14.792	0.000
4	25	LAWSON	21.999	2	BREEZE	39.535	7	WELCH	13.218	4	1	ADAM	1:14.801	1:14.856	0.055
5	8	APPLEBY	22.023	3	HERRON	39.556	3	HERRON	13.288	5	8	APPLEBY	1:14.806	1:15.160	0.354
6	69	STRINGFELLOW	22.067	34	BYFORD	39.620	25	LAWSON	13.294	6	7	WELCH	1:14.865	1:14.911	0.046
7	34	BYFORD	22.099	1	ADAM	39.652	11	GUMBLEY	13.343	7	34	BYFORD	1:14.872	1:14.989	0.117
8	7	WELCH	22.154	9	ACKERS	39.748	44	NORDSTROM	13.411	8	9	ACKERS	1:15.449	1:15.515	0.066
9	42	GREEN	22.160	42	GREEN	39.802	8	APPLEBY	13.416	9	42	GREEN	1:15.472	1:15.812	0.340
10	32	ROWBOTTOM	22.213	11	GUMBLEY	39.891	9	ACKERS	13.476	10	69	STRINGFELLOW	1:15.506	1:15.597	0.091
11	9	ACKERS	22.225	69	STRINGFELLOW	39.949	32	ROWBOTTOM	13.486	11	11	GUMBLEY	1:15.528	1:15.759	0.231
12	11	GUMBLEY	22.294	32	ROWBOTTOM	40.252	69	STRINGFELLOW	13.490	12	32	ROWBOTTOM	1:15.951	1:16.152	0.201
13	44	NORDSTROM	22.389	44	NORDSTROM	40.479	42	GREEN	13.510	13	44	NORDSTROM	1:16.279	1:16.709	0.430
14	12	MITCHELL	22.889	12	MITCHELL	40.892	12	MITCHELL	13.621	14	12	MITCHELL	1:17.402	1:17.797	0.395
													Perfect Lap		1:14.453

SEAT Cupra Championship

ROUND 6 - GRID - AMENDED

ROW 7	1:17.797 12 Steve MITCHELL	7 Daniel WELCH
ROW 6	1:16.152 32 Daniel ROWBOTTOM	44 Freddy NORDSTROM
ROW 5	1:15.759 11 Jeremy GUMBLEY	42 David GREEN
ROW 4	1:15.515 9 Jamie ACKERS	69 Dan STRINGFELLOW
ROW 3	1:14.989 34 Martin BYFORD	8 James APPLEBY
ROW 2	1:14.799 2 Carl BREEZE	1 Jonathan ADAM
ROW 1	1:14.787 25 Robert LAWSON	3 Andrew HERRON
Pole		
		

Car 7 excluded from results - Championship Regulation 5.14.2 i) P.48

Donington Park National
Circuit Length = 1.9573 miles

Clerk of Course :		Timekeeper :

SEAT Cupra Championship

ROUND 5 - CLASSIFICATION

POS	NO	CL	NAME	NAT	ENTRY	LAPS	TIME	GAP	DIFF	MPH	BEST	ON
1	25		Robert LAWSON		Bardon / JHR	16	20:43.920			90.63	1:14.871	3
2	2		Carl BREEZE		Blue Chip / Welch Motorsport	16	20:46.486	2.566	2.566	90.44	1:15.089	2
3	34		Martin BYFORD		AB Glass / Z Speed Racing	16	20:46.891	2.971	0.405	90.41	1:15.350	2
4	3		Andrew HERRON		Brian Herron Plant / JHR	16	20:48.482	4.562	1.591	90.30	1:15.114	2
5	7		Daniel WELCH		Marriott / Welch Motorsport	16	20:51.147	7.227	2.665	90.10	1:15.471	2
6	32		Daniel ROWBOTTOM		DRM M-sport	16	20:55.107	11.187	3.960	89.82	1:15.562	2
7	1		Jonathan ADAM		Total Control Racing	16	20:55.265	11.345	0.158	89.81	1:15.280	2
8	8		James APPLEBY		Hardinge Machine Tools	16	20:58.883	14.963	3.618	89.55	1:15.514	2
9	69		Dan STRINGFELLOW		Stringfellow Motorsport / West Suffolk R	16	21:00.341	16.421	1.458	89.45	1:16.093	2
10	11		Jeremy GUMBLEY		JeremyGumbley.com / Welch Motorsport	16	21:01.003	17.083	0.662	89.40	1:16.055	2
11	9		Jamie ACKERS		Total Control Racing	16	21:11.157	27.237	10.154	88.68	1:16.474	2
12	12		Steve MITCHELL		J P Motorsport	16	21:20.766	36.846	9.609	88.02	1:16.633	2
13	42		David GREEN		Daniels Motorsport	16	21:49.764	1:05.844	28.998	86.07	1:16.489	4
NOT CLASSIFIED												
DNF	44		Freddy NORDSTROM		PlumberTraining.com / Advent Motorsport	9	12:08.530	7 laps	7 laps	87.04	1:16.149	3
FASTEST LAP												
	25		Robert LAWSON		Bardon / JHR	3	1:14.871			94.11 mph	151.45 kph	

Weather / Track : Cloudy / Dry

These results are provisional until the conclusion of any judicial and technical matters.

Donington Park National
Circuit Length = 1.9573 miles
Start: 12:24 End: 12:46

Clerk of Course :		Timekeeper :
-------------------	--	--------------

SEAT Cupra Championship

ROUND 5 - SECTOR ANALYSIS

1 Jonathan ADAM		Total Control Racing											
1 -		40.232	122.5	13.436	87.7	1:20.774	9 -	22.937	41.942	119.0	13.951	85.2	1:18.830
2 -	22.058	39.897	121.1	13.325	87.6	1:15.280	10 -	23.098	42.419	119.2	13.923	85.9	1:19.440
3 -	22.868	40.495	120.9	13.322	87.2	1:16.685	11 -	23.122	42.282	118.6	13.922	85.3	1:19.326
4 -	22.344	40.688	120.1	13.649	86.6	1:16.681	12 -	23.209	42.319	118.6	13.866	85.5	1:19.394
5 -	22.622	40.972	119.2	13.969	83.7	1:17.563	13 -	23.016	42.114	119.2	13.904	85.4	1:19.034
6 -	22.972	41.174	119.4	13.614	85.9	1:17.760	14 -	23.064	41.869	119.4	13.865	84.8	1:18.798
7 -	22.758	41.561	118.1	13.700	85.9	1:18.019	15 -	23.017	41.728	119.6	13.912	84.1	1:18.657
8 -	23.965	42.469	118.8	13.828	85.6	1:20.262	16 -	22.986	41.968	119.6	13.808	85.6	1:18.762
2 Carl BREEZE		Blue Chip / Welch Motorsport											
1 -		39.971	122.9	13.417	88.2	1:19.881	9 -	22.787	41.559	119.8	13.819	86.8	1:18.165
2 -	22.062	39.655	122.5	13.372	88.4	1:15.089	10 -	22.992	41.694	119.8	13.911	86.7	1:18.597
3 -	22.124	39.692	121.8	13.325	87.7	1:15.141	11 -	23.119	42.192	119.2	14.067	86.7	1:19.378
4 -	22.242	40.056	120.5	13.505	87.4	1:15.803	12 -	23.175	42.277	119.4	14.035	86.3	1:19.487
5 -	22.254	40.196	120.9	13.571	87.6	1:16.021	13 -	23.284	42.161	118.8	14.133	86.0	1:19.578
6 -	22.410	40.602	120.7	13.619	87.4	1:16.631	14 -	23.177	42.031	119.2	14.083	86.1	1:19.291
7 -	22.564	40.850	120.5	13.724	87.3	1:17.138	15 -	23.310	41.987	119.4	13.986	86.0	1:19.283
8 -	22.697	41.330	119.8	13.767	87.2	1:17.794	16 -	23.213	41.988	119.6	14.008	85.8	1:19.209
3 Andrew HERRON		Brian Herron Plant / JHR											
1 -		40.020	122.9	13.527	89.1	1:20.282	9 -	22.950	41.335	119.4	14.035	85.7	1:18.320
2 -	22.019	39.627	122.5	13.468	88.0	1:15.114	10 -	23.124	41.601	119.2	14.105	86.0	1:18.830
3 -	22.179	39.692	121.4	13.373	87.8	1:15.244	11 -	23.229	41.923	119.2	13.815	86.3	1:18.967
4 -	22.230	39.987	121.1	13.453	88.3	1:15.670	12 -	23.430	42.129	119.0	13.950	85.3	1:19.509
5 -	22.282	40.423	120.9	13.585	87.3	1:16.290	13 -	23.292	42.102	118.6	14.084	85.5	1:19.478
6 -	22.517	40.757	120.5	13.590	87.2	1:16.864	14 -	23.409	42.054	118.8	14.173	84.9	1:19.636
7 -	22.619	41.010	119.8	13.688	86.5	1:17.317	15 -	23.939	42.146	119.2	13.983	84.9	1:20.068
8 -	22.884	41.212	119.2	13.728	87.2	1:17.824	16 -	23.408	41.710	119.6	13.951	85.2	1:19.069
7 Daniel WELCH		Marriott / Welch Motorsport											
1 -		40.980	122.5	13.509	88.1	1:21.766	9 -	22.958	41.598	118.8	13.691	86.7	1:18.247
2 -	22.167	40.017	121.8	13.287	87.6	1:15.471	10 -	22.977	41.836	118.8	13.808	85.9	1:18.621
3 -	22.221	40.305	122.0	13.410	87.2	1:15.936	11 -	23.051	41.790	119.2	13.779	86.4	1:18.620
4 -	22.373	40.454	120.3	13.769	87.5	1:16.596	12 -	23.055	41.804	119.2	13.719	85.3	1:18.578
5 -	22.463	40.966	120.5	13.884	85.2	1:17.313	13 -	23.056	41.985	119.0	13.983	85.8	1:19.024
6 -	23.263	41.250	119.8	13.502	86.6	1:18.015	14 -	23.181	42.204	118.1	13.791	86.5	1:19.176
7 -	22.594	41.641	118.8	13.674	86.8	1:17.909	15 -	23.077	41.989	119.0	13.714	86.5	1:18.780
8 -	23.260	41.293	119.2	13.623	86.8	1:18.176	16 -	23.116	41.984	118.1	13.819	86.4	1:18.919
8 James APPLEBY		Hardinge Machine Tools											
1 -		41.124	122.2	13.688	86.1	1:23.083	9 -	23.003	41.797	119.4	13.929	84.5	1:18.729
2 -	22.301	39.631	121.8	13.582	87.7	1:15.514	10 -	23.089	42.583	117.5	14.116	85.8	1:19.788
3 -	22.483	39.826	122.0	13.532	87.3	1:15.841	11 -	23.102	42.201	118.4	13.962	85.4	1:19.265
4 -	22.468	40.258	120.7	13.711	87.5	1:16.437	12 -	23.231	42.231	118.8	14.080	86.0	1:19.542
5 -	22.551	40.438	120.3	13.983	87.4	1:16.972	13 -	23.325	42.367	119.0	14.188	83.4	1:19.880
6 -	22.834	41.581	120.9	13.759	87.0	1:18.174	14 -	23.331	42.227	118.4	14.034	85.6	1:19.592
7 -	22.986	41.110	120.3	13.958	86.8	1:18.054	15 -	23.255	41.939	118.6	14.179	86.1	1:19.373
8 -	23.131	42.230	117.5	13.913	86.5	1:19.274	16 -	23.144	42.013	119.8	14.208	85.6	1:19.365
9 Jamie ACKERS		Total Control Racing											
1 -		41.268	121.1	13.730	86.7	1:23.651	9 -	23.354	42.282	117.9	14.122	84.4	1:19.758
2 -	22.406	40.311	120.5	13.757	86.1	1:16.474	10 -	23.205	42.641	118.8	14.941	80.0	1:20.787
3 -	22.409	40.282	119.6	14.122	85.5	1:16.813	11 -	23.961	42.859	117.9	14.274	83.0	1:21.094
4 -	22.565	40.859	119.2	13.594	86.3	1:17.018	12 -	23.416	42.467	117.5	14.296	85.2	1:20.179
5 -	22.632	41.174	118.1	14.377	85.2	1:18.183	13 -	23.519	42.304	118.8	14.192	83.4	1:20.015
6 -	22.893	41.734	118.4	13.900	85.7	1:18.527	14 -	23.314	42.683	119.2	14.244	85.5	1:20.241
7 -	23.262	41.781	117.3	14.070	84.1	1:19.113	15 -	23.287	42.530	119.0	14.161	85.4	1:19.978
8 -	23.066	41.859	117.7	14.216	81.6	1:19.141	16 -	23.355	42.473	119.2	14.357	85.7	1:20.185
11 Jeremy GUMBLEY		JeremyGumbley.com / Welch Motorsport											
1 -		41.162	119.6	13.986	86.4	1:23.332	9 -	23.068	41.760	117.3	14.062	84.8	1:18.890
2 -	22.475	40.115	121.6	13.465	87.2	1:16.055	10 -	23.072	41.839	118.6	13.979	84.9	1:18.890

Donington Park National
Circuit Length = 1.9573 miles
Start: 12:24 End: 12:46

Weather / Track : Cloudy / Dry

SEAT Cupra Championship

ROUND 5 - SECTOR ANALYSIS

3 -	22.558	40.197	120.7	13.376	86.9	1:16.131	11 -	23.209	42.036	118.8	14.040	81.8	1:19.285
4 -	22.541	40.543	119.4	13.517	85.4	1:16.601	12 -	23.610	42.319	119.0	14.099	83.8	1:20.028
5 -	22.605	40.611	119.4	13.671	84.8	1:16.887	13 -	23.239	42.081	118.6	14.116	84.1	1:19.436
6 -	22.882	41.197	119.2	13.907	85.9	1:17.986	14 -	24.344	43.546	118.6	14.147	84.7	1:22.037
7 -	23.326	41.700	118.4	13.902	85.3	1:18.928	15 -	23.105	41.632	119.0	14.062	84.9	1:18.799
8 -	22.966	41.858	120.3	14.052	84.8	1:18.876	16 -	23.119	41.700	119.4	14.023	84.2	1:18.842
12	Steve MITCHELL						J P Motorsport						
1 -		42.123	120.9	13.679	86.7	1:25.722	9 -	23.537	43.835	117.9	14.111	84.8	1:21.483
2 -	22.531	40.429	120.3	13.673	86.8	1:16.633	10 -	23.535	42.548	117.5	14.453	81.4	1:20.536
3 -	22.753	40.661	120.1	13.619	86.1	1:17.033	11 -	23.581	42.949	117.1	14.990	80.5	1:21.520
4 -	22.895	40.363	120.5	13.923	84.8	1:17.181	12 -	23.634	42.963	116.5	14.275	84.0	1:20.872
5 -	23.005	41.654	119.4	13.761	83.9	1:18.420	13 -	24.027	43.003	116.3	14.130	84.7	1:21.160
6 -	22.871	40.843	119.2	13.911	84.3	1:17.625	14 -	23.520	43.038	117.3	14.331	83.9	1:20.889
7 -	23.256	41.376	119.4	14.053	82.0	1:18.685	15 -	24.155	43.008	116.9	14.152	85.3	1:21.315
8 -	24.416	42.163	118.4	14.086	84.5	1:20.665	16 -	23.637	42.893	117.1	14.497	85.2	1:21.027
25	Robert LAWSON						Bardon / JHR						
1 -		39.807	121.6	13.247	88.3	1:19.300	9 -	22.761	41.495	118.8	13.695	86.1	1:17.951
2 -	22.121	39.732	121.4	13.317	88.0	1:15.170	10 -	22.937	41.778	117.9	13.892	86.6	1:18.607
3 -	22.112	39.532	120.9	13.227	88.3	1:14.871	11 -	23.195	42.223	118.8	13.803	86.5	1:19.221
4 -	22.181	40.148	119.8	13.358	88.0	1:15.687	12 -	23.145	42.413	118.8	13.919	86.3	1:19.477
5 -	22.197	40.166	120.3	13.366	87.7	1:15.729	13 -	23.035	42.119	118.8	13.881	87.0	1:19.035
6 -	22.420	40.540	119.8	13.552	86.8	1:16.512	14 -	23.101	42.212	118.6	13.834	86.5	1:19.147
7 -	22.564	40.811	119.2	13.571	87.2	1:16.946	15 -	23.082	42.370	119.2	13.860	87.2	1:19.312
8 -	22.759	41.146	119.2	13.709	86.6	1:17.614	16 -	23.192	42.194	119.4	13.955	86.5	1:19.341
32	Daniel ROWBOTTOM						DRM M-sport						
1 -		40.979	123.4	13.639	88.1	1:22.304	9 -	22.733	41.710	119.6	13.786	86.7	1:18.229
2 -	22.161	40.002	122.0	13.399	88.0	1:15.562	10 -	22.978	42.130	119.0	13.948	86.1	1:19.056
3 -	22.168	40.118	121.6	13.464	88.1	1:15.750	11 -	22.958	42.185	118.8	13.938	85.6	1:19.081
4 -	22.216	40.325	122.0	14.138	87.0	1:16.679	12 -	23.119	42.351	118.8	14.119	85.3	1:19.589
5 -	22.385	40.710	121.1	13.931	87.3	1:17.026	13 -	23.203	42.277	118.8	14.169	85.1	1:19.649
6 -	23.164	41.562	121.1	13.478	87.7	1:18.204	14 -	23.192	42.135	119.2	14.036	85.5	1:19.363
7 -	22.463	41.701	120.7	13.806	87.4	1:17.970	15 -	23.125	42.036	118.8	14.105	85.8	1:19.266
8 -	23.020	41.581	119.0	13.694	87.0	1:18.295	16 -	22.989	41.973	119.4	14.122	85.1	1:19.084
34	Martin BYFORD						AB Glass / Z Speed Racing						
1 -		40.494	122.9	13.428	88.4	1:21.048	9 -	22.869	41.479	118.6	13.748	84.3	1:18.096
2 -	22.310	39.773	122.5	13.267	86.7	1:15.350	10 -	23.083	41.672	117.5	13.806	84.9	1:18.561
3 -	22.497	40.044	120.1	13.368	86.0	1:15.909	11 -	23.124	41.764	118.6	13.810	84.3	1:18.698
4 -	22.349	40.811	119.6	13.362	86.4	1:16.522	12 -	23.072	41.659	118.6	13.784	84.7	1:18.515
5 -	22.611	40.941	118.6	13.458	86.0	1:17.010	13 -	23.010	41.729	118.1	13.822	84.8	1:18.561
6 -	22.609	40.743	119.6	13.504	85.3	1:16.856	14 -	23.198	41.712	118.8	14.026	84.2	1:18.936
7 -	22.817	41.190	119.0	13.700	84.9	1:17.707	15 -	23.375	41.598	118.4	13.650	85.8	1:18.623
8 -	22.833	41.278	119.2	13.670	86.0	1:17.781	16 -	22.964	41.785	118.1	13.969	84.6	1:18.718
42	David GREEN						Daniels Motorsport						
1 -		44.113	100.9	14.138	86.7	1:27.239	9 -	23.114	41.389	119.0	13.818	86.0	1:18.321
2 -	22.776	39.997	121.4	13.753	84.9	1:16.526	10 -	23.667	41.837	118.6	14.560	84.2	1:20.064
3 -	22.568	39.967	120.7	13.980	84.1	1:16.515	11 -	23.338	44.570	94.0	14.414	86.5	1:22.322
4 -	22.781	40.002	120.3	13.706	86.5	1:16.489	12 -	23.743	42.341	119.0	13.790	86.0	1:19.874
5 -	22.960	41.919	119.8	13.725	87.0	1:18.604	13 -	23.100	42.500	117.7	14.306	84.8	1:19.906
6 -	22.920	41.516	119.2	13.666	87.0	1:18.102	14 -	24.066	46.162	117.3	14.099	85.8	1:24.327
7 -	22.888	41.460	120.1	13.675	86.8	1:18.023	15 -	26.405	44.209	118.8	17.558	66.2	1:28.172
8 -	23.605	41.868	118.4	13.903	86.8	1:19.376	16 -	29.204	59.154	105.4	17.546	64.5	1:45.904
44	Freddy NORDSTROM						PlumberTraining.com / Advent Motorsport						
1 -		41.331	123.4	13.653	88.1	1:24.218	6 -	22.629	40.808	119.8	14.076	85.9	1:17.513
2 -	22.239	40.094	122.9	13.859	86.0	1:16.192	7 -	22.830	40.890	121.1	13.768	85.1	1:17.488
3 -	22.426	40.096	121.4	13.627	85.8	1:16.149	8 -	23.509	42.209	114.3	14.974	81.0	1:20.692
4 -	22.569	40.517	121.6	13.522	86.1	1:16.608	9 -	28.894	55.884	79.7	In		1:43.070 P
5 -	22.501	40.561	121.8	13.538	87.3	1:16.600							

Donington Park National
Circuit Length = 1.9573 miles
Start: 12:24 End: 12:46

Weather / Track : Cloudy / Dry

SEAT Cupra Championship
ROUND 5 - SECTOR ANALYSIS

69		Dan STRINGFELLOW		Stringfellow Motorsport / West Suffolk R									
1 -		41.755	122.0	13.504	87.4	1:24.684	9 -	22.868	41.493	119.0	14.071	85.4	1:18.432
2 -	22.224	40.103	121.4	13.766	86.5	1:16.093	10 -	23.141	41.999	118.8	14.139	83.8	1:19.279
3 -	22.393	40.111	121.6	13.813	85.9	1:16.317	11 -	23.087	42.120	119.0	14.145	83.6	1:19.352
4 -	22.641	41.176	120.7	13.508	86.1	1:17.325	12 -	23.070	42.345	118.1	14.282	82.0	1:19.697
5 -	22.489	40.938	119.6	13.936	86.0	1:17.363	13 -	23.311	41.964	118.6	14.341	82.6	1:19.616
6 -	22.614	40.818	120.1	13.848	84.8	1:17.280	14 -	23.172	41.782	118.8	14.382	82.7	1:19.336
7 -	22.921	41.083	120.1	13.734	85.3	1:17.738	15 -	23.335	42.168	117.9	14.217	84.7	1:19.720
8 -	22.838	41.517	119.6	14.412	84.7	1:18.767	16 -	23.118	42.083	118.8	14.141	83.4	1:19.342

SEAT Cupra Championship

ROUND 5 - SPEED TRAPS

SECTOR 1				SECTOR 2			FINISH LINE		
POS	NO	NAME	MPH	NO	NAME	MPH	NO	NAME	MPH
1				32	Daniel ROWBOTTOM	123.4	3	Andrew HERRON	89.1
2				44	Freddy NORDSTROM	123.4	2	Carl BREEZE	88.4
3				2	Carl BREEZE	122.9	34	Martin BYFORD	88.4
4				3	Andrew HERRON	122.9	25	Robert LAWSON	88.3
5				34	Martin BYFORD	122.9	7	Daniel WELCH	88.1
6				1	Jonathan ADAM	122.5	32	Daniel ROWBOTTOM	88.1
7				7	Daniel WELCH	122.5	44	Freddy NORDSTROM	88.1
8				8	James APPLEBY	122.2	1	Jonathan ADAM	87.7
9				69	Dan STRINGFELLOW	122.0	8	James APPLEBY	87.7
10				11	Jeremy GUMBLEY	121.6	69	Dan STRINGFELLOW	87.4
11				25	Robert LAWSON	121.6	11	Jeremy GUMBLEY	87.2
12				42	David GREEN	121.4	42	David GREEN	87.0
13				9	Jamie ACKERS	121.1	12	Steve MITCHELL	86.8
14				12	Steve MITCHELL	120.9	9	Jamie ACKERS	86.7

SEAT Cupra Championship

ROUND 5 - BEST SECTOR TIMES

SECTOR 1			SECTOR 2			SECTOR 3			IDEAL / BEST COMPARISON						
POS	NO	NAME	TIME	NO	NAME	TIME	NO	NAME	TIME	POS	NO	NAME	IDEAL	BEST	DIFF
1	3	HERRON	22.019	25	LAWSON	39.532	25	LAWSON	13.227	1	25	LAWSON	1:14.871	1:14.871	0.000
2	1	ADAM	22.058	3	HERRON	39.627	34	BYFORD	13.267	2	3	HERRON	1:15.019	1:15.114	0.095
3	2	BREEZE	22.062	8	APPLEBY	39.631	7	WELCH	13.287	3	2	BREEZE	1:15.042	1:15.089	0.047
4	25	LAWSON	22.112	2	BREEZE	39.655	1	ADAM	13.322	4	1	ADAM	1:15.277	1:15.280	0.003
5	32	ROWBOTTOM	22.161	34	BYFORD	39.773	2	BREEZE	13.325	5	34	BYFORD	1:15.350	1:15.350	0.000
6	7	WELCH	22.167	1	ADAM	39.897	3	HERRON	13.373	6	8	APPLEBY	1:15.464	1:15.514	0.050
7	69	STRINGFELLOW	22.224	42	GREEN	39.967	11	GUMBLEY	13.376	7	7	WELCH	1:15.471	1:15.471	0.000
8	44	NORDSTROM	22.239	32	ROWBOTTOM	40.002	32	ROWBOTTOM	13.399	8	32	ROWBOTTOM	1:15.562	1:15.562	0.000
9	8	APPLEBY	22.301	7	WELCH	40.017	69	STRINGFELLOW	13.504	9	69	STRINGFELLOW	1:15.831	1:16.093	0.262
10	34	BYFORD	22.310	44	NORDSTROM	40.094	44	NORDSTROM	13.522	10	44	NORDSTROM	1:15.855	1:16.149	0.294
11	9	ACKERS	22.406	69	STRINGFELLOW	40.103	8	APPLEBY	13.532	11	11	GUMBLEY	1:15.966	1:16.055	0.089
12	11	GUMBLEY	22.475	11	GUMBLEY	40.115	9	ACKERS	13.594	12	42	GREEN	1:16.201	1:16.489	0.288
13	12	MITCHELL	22.531	9	ACKERS	40.282	12	MITCHELL	13.619	13	9	ACKERS	1:16.282	1:16.474	0.192
14	42	GREEN	22.568	12	MITCHELL	40.363	42	GREEN	13.666	14	12	MITCHELL	1:16.513	1:16.633	0.120
													Perfect Lap		1:14.778

SEAT Cupra Championship

ROUND 5 - LAP CHART

Lap 1			Lap 2			Lap 3			Lap 4			Lap 5		
No	Behind	Laptime	No	Behind	Laptime	No	Behind	Laptime	No	Behind	Laptime	No	Behind	Laptime
25		1:19.300	25		1:15.170	25		1:14.871	25		1:15.687	25		1:15.729
2	0.581	1:19.881	2	0.500	1:15.089	2	0.770	1:15.141	2	0.886	1:15.803	2	1.178	1:16.021
3	0.982	1:20.282	3	0.926	1:15.114	3	1.299	1:15.244	3	1.282	1:15.670	3	1.843	1:16.290
1	1.474	1:20.774	1	1.584	1:15.280	34	2.966	1:15.909	34	3.801	1:16.522	34	5.082	1:17.010
34	1.748	1:21.048	34	1.928	1:15.350	1	3.398	1:16.685	1	4.392	1:16.681	1	6.226	1:17.563
7	2.466	1:21.766	7	2.767	1:15.471	7	3.832	1:15.936	7	4.741	1:16.596	7	6.325	1:17.313
32	3.004	1:22.304	32	3.396	1:15.562	32	4.275	1:15.750	32	5.267	1:16.679	32	6.564	1:17.026
8	3.783	1:23.083	8	4.127	1:15.514	8	5.097	1:15.841	8	5.847	1:16.437	8	7.090	1:16.972
11	4.032	1:23.332	11	4.917	1:16.055	11	6.177	1:16.131	11	7.091	1:16.601	11	8.249	1:16.887
9	4.351	1:23.651	9	5.655	1:16.474	44	7.218	1:16.149	44	8.139	1:16.608	44	9.010	1:16.600
44	4.918	1:24.218	44	5.940	1:16.192	9	7.597	1:16.813	9	8.928	1:17.018	69	11.025	1:17.363
69	5.384	1:24.684	69	6.307	1:16.093	69	7.753	1:16.317	69	9.391	1:17.325	9	11.382	1:18.183
12	6.422	1:25.722	12	7.885	1:16.633	12	10.047	1:17.033	12	11.541	1:17.181	12	14.232	1:18.420
42	7.939	1:27.239	42	9.295	1:16.526	42	10.939	1:16.515	42	11.741	1:16.489	42	14.616	1:18.604

SEAT Cupra Championship

ROUND 5 - LAP CHART

Lap 6			Lap 7			Lap 8			Lap 9			Lap 10		
No	Behind	Laptime	No	Behind	Laptime	No	Behind	Laptime	No	Behind	Laptime	No	Behind	Laptime
25		1:16.512	25		1:16.946	25		1:17.614	25		1:17.951	25		1:18.607
2	1.297	1:16.631	2	1.489	1:17.138	2	1.669	1:17.794	2	1.883	1:18.165	2	1.873	1:18.597
3	2.195	1:16.864	3	2.566	1:17.317	3	2.776	1:17.824	3	3.145	1:18.320	3	3.368	1:18.830
34	5.426	1:16.856	34	6.187	1:17.707	34	6.354	1:17.781	34	6.499	1:18.096	34	6.453	1:18.561
1	7.474	1:17.760	1	8.547	1:18.019	7	9.353	1:18.176	7	9.649	1:18.247	7	9.663	1:18.621
7	7.828	1:18.015	7	8.791	1:17.909	32	9.961	1:18.295	32	10.239	1:18.229	32	10.688	1:19.056
32	8.256	1:18.204	32	9.280	1:17.970	1	11.195	1:20.262	1	12.074	1:18.830	1	12.907	1:19.440
8	8.752	1:18.174	8	9.860	1:18.054	8	11.520	1:19.274	8	12.298	1:18.729	8	13.479	1:19.788
11	9.723	1:17.986	44	10.553	1:17.488	11	12.967	1:18.876	11	13.906	1:18.890	11	14.189	1:18.890
44	10.011	1:17.513	11	11.705	1:18.928	44	13.631	1:20.692	69	14.219	1:18.432	69	14.891	1:19.279
69	11.793	1:17.280	69	12.585	1:17.738	69	13.738	1:18.767	9	18.898	1:19.758	42	20.872	1:20.064
9	13.397	1:18.527	9	15.564	1:19.113	9	17.091	1:19.141	42	19.415	1:18.321	9	21.078	1:20.787
12	15.345	1:17.625	12	17.084	1:18.685	42	19.045	1:19.376	12	23.667	1:21.483	12	25.596	1:20.536
42	16.206	1:18.102	42	17.283	1:18.023	12	20.135	1:20.665	44	38.750	1:43.070			

SEAT Cupra Championship

ROUND 5 - LAP CHART

Lap 11			Lap 12			Lap 13			Lap 14			Lap 15		
No	Behind	Laptime	No	Behind	Laptime	No	Behind	Laptime	No	Behind	Laptime	No	Behind	Laptime
25		1:19.221	25		1:19.477	25		1:19.035	25		1:19.147	25		1:19.312
2	2.030	1:19.378	2	2.040	1:19.487	2	2.583	1:19.578	2	2.727	1:19.291	2	2.698	1:19.283
3	3.114	1:18.967	3	3.146	1:19.509	3	3.589	1:19.478	3	4.078	1:19.636	34	3.594	1:18.623
34	5.930	1:18.698	34	4.968	1:18.515	34	4.494	1:18.561	34	4.283	1:18.936	3	4.834	1:20.068
7	9.062	1:18.620	7	8.163	1:18.578	7	8.152	1:19.024	7	8.181	1:19.176	7	7.649	1:18.780
32	10.548	1:19.081	32	10.660	1:19.589	32	11.274	1:19.649	32	11.490	1:19.363	32	11.444	1:19.266
1	13.012	1:19.326	1	12.929	1:19.394	1	12.928	1:19.034	1	12.579	1:18.798	1	11.924	1:18.657
8	13.523	1:19.265	8	13.588	1:19.542	8	14.433	1:19.880	8	14.878	1:19.592	8	14.939	1:19.373
11	14.253	1:19.285	11	14.804	1:20.028	11	15.205	1:19.436	69	16.012	1:19.336	69	16.420	1:19.720
69	15.022	1:19.352	69	15.242	1:19.697	69	15.823	1:19.616	11	18.095	1:22.037	11	17.582	1:18.799
9	22.951	1:21.094	9	23.653	1:20.179	9	24.633	1:20.015	9	25.727	1:20.241	9	26.393	1:19.978
42	23.973	1:22.322	42	24.370	1:19.874	42	25.241	1:19.906	42	30.421	1:24.327	12	35.160	1:21.315
12	27.895	1:21.520	12	29.290	1:20.872	12	31.415	1:21.160	12	33.157	1:20.889	42	39.281	1:28.172

SEAT Cupra Championship

ROUND 5 - LAP CHART

Lap 16		
No	Behind	Laptime
25		1:19.341
2	2.566	1:19.209
34	2.971	1:18.718
3	4.562	1:19.069
7	7.227	1:18.919
32	11.187	1:19.084
1	11.345	1:18.762
8	14.963	1:19.365
69	16.421	1:19.342
11	17.083	1:18.842
9	27.237	1:20.185
12	36.846	1:21.027
42	1:05.844	1:45.904

SEAT Cupra Championship

ROUND 5 - POSITION CHART

No	Name	Laps																
		Pos	1	2	3	4	5	6	7	8	9	10	11	12	13	14	15	16
25	LAWSON	1	25	25	25	25	25	25	25	25	25	25	25	25	25	25	25	25
2	BREEZE	2	2	2	2	2	2	2	2	2	2	2	2	2	2	2	2	2
3	HERRON	3	3	3	3	3	3	3	3	3	3	3	3	3	3	3	34	34
1	ADAM	4	1	1	34	34	34	34	34	34	34	34	34	34	34	34	3	3
34	BYFORD	5	34	34	1	1	1	1	1	7	7	7	7	7	7	7	7	7
7	WELCH	6	7	7	7	7	7	7	7	32	32	32	32	32	32	32	32	32
32	ROWBOTTOM	7	32	32	32	32	32	32	32	1	1	1	1	1	1	1	1	1
8	APPLEBY	8	8	8	8	8	8	8	8	8	8	8	8	8	8	8	8	8
11	GUMBLEY	9	11	11	11	11	11	11	44	11	11	11	11	11	11	69	69	69
9	ACKERS	10	9	9	44	44	44	44	11	44	69	69	69	69	69	11	11	11
44	NORDSTROM	11	44	44	9	9	69	69	69	69	9	42	9	9	9	9	9	9
69	STRINGFELLOW	12	69	69	69	69	9	9	9	9	42	9	42	42	42	42	12	12
12	MITCHELL	13	12	12	12	12	12	12	12	42	12	12	12	12	12	12	42	42
42	GREEN	14	42	42	42	42	42	42	42	12	44							

SEAT Cupra Championship

ROUND 6 - CLASSIFICATION - AMENDED

POS	NO	CL	NAME	NAT	ENTRY	LAPS	TIME	GAP	DIFF	MPH	BEST	ON
1	25		Robert LAWSON		Bardon / JHR	16	20:57.118			89.67	1:15.622	2
2	34		Martin BYFORD		AB Glass / Z Speed Racing	16	21:02.323	5.205	5.205	89.30	1:15.574	2
3	2		Carl BREEZE		Blue Chip / Welch Motorsport	16	21:03.518	6.400	1.195	89.22	1:15.898	2
4	3		Andrew HERRON		Brian Herron Plant / JHR	16	21:03.737	6.619	0.219	89.21	1:15.981	3
5	7		Daniel WELCH		Marriott / Welch Motorsport	16	21:04.953	7.835	1.216	89.12	1:16.713	2
6	32		Daniel ROWBOTTOM		DRM M-sport	16	21:13.339	16.221	8.386	88.53	1:16.523	2
7	9		Jamie ACKERS		Total Control Racing	16	21:14.098	16.980	0.759	88.48	1:17.186	4
8	69		Dan STRINGFELLOW		Stringfellow Motorsport / West Suffolk R	16	21:20.624	23.506	6.526	88.03	1:17.233	4
9	11		Jeremy GUMBLEY		Million Pixel Driver.com / Welch Motorsp	16	21:20.902	23.784	0.278	88.01	1:17.242	4
10	42		David GREEN		Daniels Motorsport	16	21:28.174	31.056	7.272	87.51	1:18.268	5
11	8		James APPLEBY		Hardinge Machine Tools	16	21:44.440	47.322	16.266	86.42	1:16.001	2
12	12		Steve MITCHELL		J P Motorsport	16	21:45.277	48.159	0.837	86.37	1:18.482	5
NOT CLASSIFIED												
DNF	1		Jonathan ADAM		Total Control Racing	11	14:24.899	5 laps	5 laps	89.61	1:15.782	2
DNF	44		Freddy NORDSTROM		PlumberTraining.com / Advent Motorsport	4	5:29.667	12 laps	7 laps	85.49	1:19.713	3
FASTEST LAP												
	34		Martin BYFORD		AB Glass / Z Speed Racing	2	1:15.574			93.23 mph	150.04 kph	

Car 3 - Penalised C(d)13 - 0.5 seconds (B(a)29)

Weather / Track : Cloudy / Dry

These results are provisional until the conclusion of any judicial and technical matters.

Donington Park National
Circuit Length = 1.9573 miles
Start: 17:58 End: 18:20

Clerk of Course :		Timekeeper :
-------------------	--	--------------

SEAT Cupra Championship

ROUND 6 - SECTOR ANALYSIS

1 Jonathan ADAM		Total Control Racing											
1 -		41.092	118.1	14.062	86.1	1:22.437	7 -	22.939	41.935	118.1	13.788	85.1	1:18.662
2 -	22.269	40.144	120.7	13.369	86.9	1:15.782	8 -	22.980	42.276	118.8	13.814	84.8	1:19.070
3 -	22.277	40.463	119.6	13.500	85.6	1:16.240	9 -	22.927	42.489	117.7	13.828	84.9	1:19.244
4 -	22.517	41.816	117.5	14.117	86.1	1:18.450	10 -	23.180	42.212	117.5	13.805	85.4	1:19.197
5 -	22.743	41.212	119.0	13.694	85.6	1:17.649	11 -	23.351	42.590	117.7	14.032	84.6	1:19.973
6 -	22.817	41.649	118.4	13.729	84.7	1:18.195							
2 Carl BREEZE		Blue Chip / Welch Motorsport											
1 -		40.368	121.8	13.497	88.2	1:20.549	9 -	23.166	42.051	119.0	14.011	85.7	1:19.228
2 -	22.349	40.124	121.1	13.425	88.0	1:15.898	10 -	23.160	42.166	119.0	14.082	85.5	1:19.408
3 -	22.310	40.257	120.9	13.563	87.6	1:16.130	11 -	23.289	42.322	119.0	14.204	85.1	1:19.815
4 -	22.425	40.495	120.5	14.541	84.1	1:17.461	12 -	23.488	42.369	119.0	14.159	85.2	1:20.016
5 -	22.760	41.295	119.6	13.679	86.7	1:17.734	13 -	23.464	42.334	118.8	14.199	85.1	1:19.997
6 -	22.708	41.268	119.2	13.803	86.8	1:17.779	14 -	23.445	42.256	119.0	14.126	85.3	1:19.827
7 -	22.856	41.760	119.0	13.850	86.3	1:18.466	15 -	23.383	42.499	119.4	14.263	85.8	1:20.145
8 -	23.060	41.839	119.0	14.043	86.0	1:18.942	16 -	23.317	42.756	116.7	16.050	77.7	1:22.123
3 Andrew HERRON		Brian Herron Plant / JHR											
1 -		40.410	122.2	13.515	87.7	1:20.855	9 -	23.273	42.021	118.6	14.012	86.0	1:19.306
2 -	22.255	40.299	120.9	13.510	88.4	1:16.064	10 -	23.381	42.304	118.1	14.045	86.3	1:19.730
3 -	22.147	40.168	120.7	13.666	87.7	1:15.981	11 -	23.634	42.193	118.6	14.078	85.6	1:19.905
4 -	22.453	40.386	120.5	14.014	84.4	1:16.853	12 -	23.484	42.557	117.7	14.261	85.2	1:20.302
5 -	22.662	40.331	119.6	13.553	86.9	1:16.546	13 -	23.722	42.565	117.3	14.176	85.1	1:20.463
6 -	22.636	40.911	118.8	13.790	86.6	1:17.337	14 -	23.609	42.670	117.9	14.218	84.4	1:20.497
7 -	22.822	41.316	118.8	13.852	86.1	1:17.990	15 -	23.723	42.434	118.4	14.139	84.8	1:20.296
8 -	23.149	41.544	118.8	14.131	85.9	1:18.824	16 -	23.434	43.062	117.9	15.792	82.1	1:22.288
7 Daniel WELCH		Marriott / Welch Motorsport											
1 -		42.043	119.4	13.678	88.3	1:24.653	9 -	23.087	41.807	118.6	13.904	85.3	1:18.798
2 -	22.174	40.782	121.4	13.757	87.0	1:16.713	10 -	23.222	41.961	118.4	14.076	84.0	1:19.259
3 -	22.682	40.947	119.6	13.632	86.5	1:17.261	11 -	23.348	42.111	118.1	14.140	83.8	1:19.599
4 -	22.599	40.696	119.2	13.656	86.6	1:16.951	12 -	23.230	42.859	117.5	14.097	85.4	1:20.186
5 -	22.758	41.190	118.6	13.763	86.6	1:17.711	13 -	23.310	42.163	118.4	14.167	85.3	1:19.640
6 -	22.795	41.605	118.8	13.753	86.4	1:18.153	14 -	23.284	42.130	118.4	14.119	84.1	1:19.533
7 -	22.836	41.524	118.1	13.913	85.9	1:18.273	15 -	23.217	42.242	118.1	14.246	84.4	1:19.705
8 -	22.959	41.745	118.6	13.931	85.8	1:18.635	16 -	23.202	42.294	118.4	14.387	83.0	1:19.883
8 James APPLEBY		Hardinge Machine Tools											
1 -		40.638	121.6	14.412	85.5	1:22.905	9 -	23.218	42.149	117.9	14.044	84.7	1:19.411
2 -	22.316	39.927	122.0	13.758	84.7	1:16.001	10 -	23.321	42.324	118.4	14.743	80.4	1:20.388
3 -	22.576	40.033	120.7	13.657	86.9	1:16.266	11 -	23.637	42.572	117.9	14.246	83.5	1:20.455
4 -	22.431	41.189	116.9	13.867	85.9	1:17.487	12 -	24.848	46.445	113.4	15.645	81.8	1:26.938
5 -	22.545	40.609	119.2	13.604	86.6	1:16.758	13 -	25.553	47.817	115.7	15.486	80.3	1:28.856
6 -	22.719	41.028	119.2	13.908	85.2	1:17.655	14 -	25.487	46.426	113.0	16.110	78.8	1:28.023
7 -	22.985	41.431	119.4	13.882	86.0	1:18.298	15 -	26.112	47.305	111.8	15.667	80.2	1:29.084
8 -	22.973	41.996	119.0	14.034	85.4	1:19.003	16 -	25.470	45.920	114.3	15.522	80.3	1:26.912
9 Jamie ACKERS		Total Control Racing											
1 -		40.848	121.4	14.305	84.2	1:23.261	9 -	23.628	41.925	119.2	14.097	85.7	1:19.650
2 -	22.632	40.833	118.4	14.115	83.8	1:17.580	10 -	23.107	42.123	118.6	14.086	83.2	1:19.316
3 -	23.505	42.200	120.1	13.750	86.7	1:19.455	11 -	23.139	42.826	118.8	14.001	85.8	1:19.966
4 -	22.509	40.890	119.6	13.787	84.1	1:17.186	12 -	23.005	42.064	118.1	14.220	85.1	1:19.289
5 -	22.966	42.879	119.0	14.178	82.7	1:20.023	13 -	23.570	42.868	118.1	14.176	85.3	1:20.614
6 -	22.851	41.529	119.4	13.875	85.2	1:18.255	14 -	23.210	42.340	118.4	14.030	84.6	1:19.580
7 -	22.754	41.860	118.6	14.318	83.5	1:18.932	15 -	23.285	42.477	117.7	14.288	83.4	1:20.050
8 -	23.734	42.404	119.2	14.876	74.7	1:21.014	16 -	23.143	42.545	118.6	14.239	86.0	1:19.927
11 Jeremy GUMBLEY		JeremyGumbley.com / Welch Motorsport											
1 -		41.021	122.2	14.349	83.6	1:23.605	9 -	23.516	42.085	117.7	14.127	84.4	1:19.728
2 -	22.713	40.599	120.3	14.147	84.5	1:17.459	10 -	23.949	42.520	117.3	14.203	84.2	1:20.672
3 -	22.745	41.013	114.1	14.112	86.5	1:17.870	11 -	23.494	42.829	117.3	14.146	84.4	1:20.469
4 -	22.723	40.911	119.0	13.608	86.3	1:17.242	12 -	23.793	42.645	116.9	14.290	83.8	1:20.728

Donington Park National
Circuit Length = 1.9573 miles
Start: 17:58 End: 18:20

Weather / Track : Cloudy / Dry

SEAT Cupra Championship

ROUND 6 - SECTOR ANALYSIS

5 -	23.352	41.716	118.8	13.650	86.6	1:18.718	13 -	23.694	43.159	116.9	14.298	84.2	1:21.151
6 -	23.170	41.837	117.7	14.131	84.4	1:19.138	14 -	23.524	42.316	117.9	14.326	84.0	1:20.166
7 -	23.307	42.980	115.3	14.575	83.6	1:20.862	15 -	23.786	42.837	116.3	14.314	84.7	1:20.937
8 -	23.439	42.280	118.1	14.815	80.3	1:20.534	16 -	23.379	42.990	117.1	15.254	82.0	1:21.623
12	Steve MITCHELL						J P Motorsport						
1 -		42.721	120.3	14.536	82.1	1:27.049	9 -	23.518	42.657	116.7	14.289	83.5	1:20.464
2 -	23.027	42.765	119.2	14.515		1:20.307	10 -	23.846	43.231	116.3	14.610	82.3	1:21.687
3 -	24.129	42.238	118.6	14.243	84.2	1:20.610	11 -	24.068	43.331	116.3	14.536	84.8	1:21.935
4 -	22.997	41.874	117.9	13.903	84.6	1:18.774	12 -	24.571	43.852	116.3	14.567	79.5	1:22.990
5 -	22.938	41.621	119.0	13.923	83.9	1:18.482	13 -	24.303	43.387	116.5	16.442	78.8	1:24.132
6 -	23.219	41.581	117.7	14.417	84.1	1:19.217	14 -	24.450	43.304	116.3	14.596	83.8	1:22.350
7 -	24.016	42.261	116.7	14.187	84.4	1:20.464	15 -	24.238	44.007	116.9	14.925	81.8	1:23.170
8 -	23.385	42.649	116.3	14.273	83.3	1:20.307	16 -	24.713	44.133	117.1	14.493	83.0	1:23.339
25	Robert LAWSON						Bardon / JHR						
1 -		40.331	121.1	13.299	87.2	1:19.922	9 -	22.904	41.887	117.9	13.826	86.4	1:18.617
2 -	22.142	40.125	121.1	13.355	87.6	1:15.622	10 -	23.024	42.298	117.9	14.061	85.1	1:19.383
3 -	22.200	40.256	120.3	13.350	87.6	1:15.806	11 -	23.250	42.307	118.1	14.008	85.8	1:19.565
4 -	22.314	40.449	118.8	13.497	87.2	1:16.260	12 -	23.260	42.646	117.7	14.096	85.6	1:20.002
5 -	22.449	40.755	119.6	13.497	87.3	1:16.701	13 -	23.660	42.643	117.3	14.135	84.9	1:20.438
6 -	22.607	40.963	119.2	13.664	86.7	1:17.234	14 -	23.469	42.794	117.7	14.129	86.3	1:20.392
7 -	22.711	41.393	118.6	13.731	86.3	1:17.835	15 -	23.258	42.901	118.4	14.179	85.6	1:20.338
8 -	22.854	41.664	118.1	13.841	85.8	1:18.359	16 -	23.231	43.149	118.4	14.264	85.8	1:20.644
32	Daniel ROWBOTTOM						DRM M-sport						
1 -		42.631	121.4	13.981	87.4	1:25.361	9 -	23.154	42.640	117.1	14.061	86.4	1:19.855
2 -	22.189	40.516	121.4	13.818	87.8	1:16.523	10 -	23.265	42.543	118.4	14.187	86.1	1:19.995
3 -	22.577	41.620	120.3	13.636	86.5	1:17.833	11 -	23.298	42.703	116.7	14.115	85.9	1:20.116
4 -	22.510	40.625	121.1	13.675	87.4	1:16.810	12 -	23.584	42.518	118.1	14.958	84.8	1:21.060
5 -	22.879	41.234	119.8	13.640	86.9	1:17.753	13 -	24.596	42.724	117.9	14.166	85.6	1:21.486
6 -	22.825	41.279	119.4	13.804	87.3	1:17.908	14 -	23.317	42.734	116.5	14.157	84.1	1:20.208
7 -	22.935	41.841	117.9	14.018	85.9	1:18.794	15 -	23.181	42.360	117.9	14.041	85.9	1:19.582
8 -	23.144	42.556	118.1	14.047	85.9	1:19.747	16 -	23.441	42.663	117.9	14.204	85.6	1:20.308
34	Martin BYFORD						AB Glass / Z Speed Racing						
1 -		40.694	119.8	13.641	86.4	1:21.967	9 -	23.193	42.296	116.3	14.006	84.6	1:19.495
2 -	22.165	40.108	120.9	13.301	87.2	1:15.574	10 -	23.297	42.493	116.7	13.944	84.4	1:19.734
3 -	22.307	40.260	120.5	13.378	86.7	1:15.945	11 -	23.264	42.570	116.9	14.172	82.7	1:20.006
4 -	22.505	40.784	119.2	13.540	84.9	1:16.829	12 -	23.373	42.570	116.1	14.039	84.4	1:19.982
5 -	22.815	41.338	117.9	13.690	85.5	1:17.843	13 -	23.623	42.405	117.3	13.962	83.2	1:19.990
6 -	22.736	41.682	117.3	13.659	84.9	1:18.077	14 -	23.358	42.157	117.7	13.996	83.3	1:19.511
7 -	22.985	41.764	117.7	13.736	84.9	1:18.485	15 -	23.334	42.140	118.4	14.022	83.3	1:19.496
8 -	23.122	42.070	117.1	13.892	84.2	1:19.084	16 -	23.273	42.566	116.9	14.466	83.5	1:20.305
42	David GREEN						Daniels Motorsport						
1 -		42.345	122.5	14.358	87.7	1:26.298	9 -	23.167	42.389	117.7	14.030	86.9	1:19.586
2 -	22.376	46.478	120.9	13.939	85.4	1:22.793	10 -	23.323	42.488	116.1	14.254	85.5	1:20.065
3 -	22.791	42.778	120.1	13.758	86.6	1:19.327	11 -	23.513	42.735	115.3	14.373	84.9	1:20.621
4 -	22.868	42.347	119.8	13.820	86.4	1:19.035	12 -	23.996	42.789	115.3	14.334	85.4	1:21.119
5 -	23.182	41.273	119.8	13.813	87.4	1:18.268	13 -	23.879	42.687	115.9	14.355	85.1	1:20.921
6 -	23.010	41.564	119.4	14.293	85.5	1:18.867	14 -	23.573	43.497	114.9	14.306	84.9	1:21.376
7 -	23.465	41.443	119.2	14.070	86.3	1:18.978	15 -	23.560	42.927	115.5	14.216	85.8	1:20.703
8 -	23.003	42.032	116.9	13.893	86.0	1:18.928	16 -	23.616	43.280	114.7	14.393	84.0	1:21.289
44	Freddy NORDSTROM						PlumberTraining.com / Advent Motorsport						
1 -		42.425	119.4	14.151	84.3	1:25.952	3 -	23.399	42.135	116.5	14.179	84.1	1:19.713
2 -	23.381	44.243	116.7	14.238	83.0	1:21.862	4 -	23.271	42.638	115.5	In		1:22.140 P
69	Dan STRINGFELLOW						Stringfellow Motorsport / West Suffolk R						
1 -		41.593	121.1	13.823	86.0	1:23.967	9 -	23.494	42.677	116.5	14.171	84.5	1:20.342
2 -	22.609	40.772	120.7	13.869	85.1	1:17.250	10 -	23.297	42.508	117.7	14.036	83.4	1:19.841
3 -	23.387	42.305	120.9	13.635	86.9	1:19.327	11 -	23.412	42.631	117.3	14.145	84.3	1:20.188
4 -	22.702	40.965	119.8	13.566	85.3	1:17.233	12 -	23.247	42.834	117.7	14.286	84.2	1:20.367

Donington Park National
Circuit Length = 1.9573 miles
Start: 17:58 End: 18:20

Weather / Track : Cloudy / Dry

SEAT Cupra Championship
ROUND 6 - SECTOR ANALYSIS

5 -	22.939	41.315	119.8	13.845	83.7	1:18.099	13 -	23.684	44.511	117.7	14.387	83.5	1:22.582
6 -	23.422	42.024	118.4	13.751	84.2	1:19.197	14 -	23.428	42.596	117.5	15.147	80.4	1:21.171
7 -	22.841	41.732	117.7	13.882	84.7	1:18.455	15 -	24.245	42.684	117.1	14.257	83.1	1:21.186
8 -	23.596	41.637	117.9	14.123	83.5	1:19.356	16 -	23.713	43.701	117.5	14.649	82.4	1:22.063

SEAT Cupra Championship

ROUND 6 - SPEED TRAPS

SECTOR 1				SECTOR 2			FINISH LINE		
POS	NO	NAME	MPH	NO	NAME	MPH	NO	NAME	MPH
1				42	David GREEN	122.5	3	Andrew HERRON	88.4
2				3	Andrew HERRON	122.2	7	Daniel WELCH	88.3
3				11	Jeremy GUMBLEY	122.2	2	Carl BREEZE	88.2
4				8	James APPLEBY	122.0	32	Daniel ROWBOTTOM	87.8
5				2	Carl BREEZE	121.8	42	David GREEN	87.7
6				7	Daniel WELCH	121.4	25	Robert LAWSON	87.6
7				9	Jamie ACKERS	121.4	34	Martin BYFORD	87.2
8				32	Daniel ROWBOTTOM	121.4	1	Jonathan ADAM	86.9
9				25	Robert LAWSON	121.1	8	James APPLEBY	86.9
10				69	Dan STRINGFELLOW	121.1	69	Dan STRINGFELLOW	86.9
11				34	Martin BYFORD	120.9	9	Jamie ACKERS	86.7
12				1	Jonathan ADAM	120.7	11	Jeremy GUMBLEY	86.6
13				12	Steve MITCHELL	120.3	12	Steve MITCHELL	84.8
14				44	Freddy NORDSTROM	119.4	44	Freddy NORDSTROM	84.3

SEAT Cupra Championship

ROUND 6 - BEST SECTOR TIMES

SECTOR 1				SECTOR 2				SECTOR 3				IDEAL / BEST COMPARISON			
POS	NO	NAME	TIME	NO	NAME	TIME	NO	NAME	TIME	POS	NO	NAME	IDEAL	BEST	DIFF
1	25	LAWSON	22.142	8	APPLEBY	39.927	25	LAWSON	13.299	1	25	LAWSON	1:15.566	1:15.622	0.056
2	3	HERRON	22.147	34	BYFORD	40.108	34	BYFORD	13.301	2	34	BYFORD	1:15.574	1:15.574	0.000
3	34	BYFORD	22.165	2	BREEZE	40.124	1	ADAM	13.369	3	1	ADAM	1:15.782	1:15.782	0.000
4	7	WELCH	22.174	25	LAWSON	40.125	2	BREEZE	13.425	4	3	HERRON	1:15.825	1:15.981	0.156
5	32	ROWBOTTOM	22.189	1	ADAM	40.144	3	HERRON	13.510	5	8	APPLEBY	1:15.847	1:16.001	0.154
6	1	ADAM	22.269	3	HERRON	40.168	69	STRINGFELLOW	13.566	6	2	BREEZE	1:15.859	1:15.898	0.039
7	2	BREEZE	22.310	32	ROWBOTTOM	40.516	8	APPLEBY	13.604	7	32	ROWBOTTOM	1:16.341	1:16.523	0.182
8	8	APPLEBY	22.316	11	GUMBLEY	40.599	11	GUMBLEY	13.608	8	7	WELCH	1:16.502	1:16.713	0.211
9	42	GREEN	22.376	7	WELCH	40.696	7	WELCH	13.632	9	11	GUMBLEY	1:16.920	1:17.242	0.322
10	9	ACKERS	22.509	69	STRINGFELLOW	40.772	32	ROWBOTTOM	13.636	10	69	STRINGFELLOW	1:16.947	1:17.233	0.286
11	69	STRINGFELLOW	22.609	9	ACKERS	40.833	9	ACKERS	13.750	11	9	ACKERS	1:17.092	1:17.186	0.094
12	11	GUMBLEY	22.713	42	GREEN	41.273	42	GREEN	13.758	12	42	GREEN	1:17.407	1:18.268	0.861
13	12	MITCHELL	22.938	12	MITCHELL	41.581	12	MITCHELL	13.903	13	12	MITCHELL	1:18.422	1:18.482	0.060
14	44	NORDSTROM	23.271	44	NORDSTROM	42.135	44	NORDSTROM	14.151	14	44	NORDSTROM	1:19.557	1:19.713	0.156
													Perfect Lap		1:15.368

SEAT Cupra Championship

ROUND 6 - LAP CHART

Lap 1			Lap 2			Lap 3			Lap 4			Lap 5		
No	Behind	Laptime	No	Behind	Laptime	No	Behind	Laptime	No	Behind	Laptime	No	Behind	Laptime
25		1:19.922	25		1:15.622	25		1:15.806	25		1:16.260	25		1:16.701
2	0.627	1:20.549	2	0.903	1:15.898	2	1.227	1:16.130	3	2.143	1:16.853	3	1.988	1:16.546
3	0.933	1:20.855	3	1.375	1:16.064	3	1.550	1:15.981	2	2.428	1:17.461	2	3.461	1:17.734
34	2.045	1:21.967	34	1.997	1:15.574	34	2.136	1:15.945	34	2.705	1:16.829	34	3.847	1:17.843
1	2.515	1:22.437	1	2.675	1:15.782	1	3.109	1:16.240	8	5.049	1:17.487	8	5.106	1:16.758
8	2.983	1:22.905	8	3.362	1:16.001	8	3.822	1:16.266	1	5.299	1:18.450	1	6.247	1:17.649
9	3.339	1:23.261	9	5.297	1:17.580	7	7.277	1:17.261	7	7.968	1:16.951	7	8.978	1:17.711
11	3.683	1:23.605	11	5.520	1:17.459	11	7.584	1:17.870	11	8.566	1:17.242	32	9.969	1:17.753
69	4.045	1:23.967	69	5.673	1:17.250	32	8.367	1:17.833	32	8.917	1:16.810	11	10.583	1:18.718
7	4.731	1:24.653	7	5.822	1:16.713	9	8.946	1:19.455	9	9.872	1:17.186	69	11.565	1:18.099
32	5.439	1:25.361	32	6.340	1:16.523	69	9.194	1:19.327	69	10.167	1:17.233	9	13.194	1:20.023
44	6.030	1:25.952	12	11.812	1:20.307	44	16.177	1:19.713	12	19.130	1:18.774	12	20.911	1:18.482
42	6.376	1:26.298	44	12.270	1:21.862	12	16.616	1:20.610	42	19.843	1:19.035	42	21.410	1:18.268
12	7.127	1:27.049	42	13.547	1:22.793	42	17.068	1:19.327	44	22.057	1:22.140			

SEAT Cupra Championship

ROUND 6 - LAP CHART

Lap 6			Lap 7			Lap 8			Lap 9			Lap 10		
No	Behind	Laptime	No	Behind	Laptime	No	Behind	Laptime	No	Behind	Laptime	No	Behind	Laptime
25		1:17.234	25		1:17.835	25		1:18.359	25		1:18.617	25		1:19.383
3	2.091	1:17.337	3	2.246	1:17.990	3	2.711	1:18.824	3	3.400	1:19.306	3	3.747	1:19.730
2	4.006	1:17.779	2	4.637	1:18.466	2	5.220	1:18.942	2	5.831	1:19.228	2	5.856	1:19.408
34	4.690	1:18.077	34	5.340	1:18.485	34	6.065	1:19.084	34	6.943	1:19.495	34	7.294	1:19.734
8	5.527	1:17.655	8	5.990	1:18.298	8	6.634	1:19.003	8	7.428	1:19.411	8	8.433	1:20.388
1	7.208	1:18.195	1	8.035	1:18.662	1	8.746	1:19.070	1	9.373	1:19.244	1	9.187	1:19.197
7	9.897	1:18.153	7	10.335	1:18.273	7	10.611	1:18.635	7	10.792	1:18.798	7	10.668	1:19.259
32	10.643	1:17.908	32	11.602	1:18.794	32	12.990	1:19.747	32	14.228	1:19.855	32	14.840	1:19.995
11	12.487	1:19.138	69	14.148	1:18.455	69	15.145	1:19.356	69	16.870	1:20.342	69	17.328	1:19.841
69	13.528	1:19.197	9	15.312	1:18.932	11	17.689	1:20.534	11	18.800	1:19.728	9	18.933	1:19.316
9	14.215	1:18.255	11	15.514	1:20.862	9	17.967	1:21.014	9	19.000	1:19.650	11	20.089	1:20.672
12	22.894	1:19.217	42	24.186	1:18.978	42	24.755	1:18.928	42	25.724	1:19.586	42	26.406	1:20.065
42	23.043	1:18.867	12	25.523	1:20.464	12	27.471	1:20.307	12	29.318	1:20.464	12	31.622	1:21.687

SEAT Cupra Championship

ROUND 6 - LAP CHART

Lap 11			Lap 12			Lap 13			Lap 14			Lap 15		
No	Behind	Laptime	No	Behind	Laptime	No	Behind	Laptime	No	Behind	Laptime	No	Behind	Laptime
25		1:19.565	25		1:20.002	25		1:20.438	25		1:20.392	25		1:20.338
3	4.087	1:19.905	3	4.387	1:20.302	3	4.412	1:20.463	3	4.517	1:20.497	3	4.475	1:20.296
2	6.106	1:19.815	2	6.120	1:20.016	2	5.679	1:19.997	2	5.114	1:19.827	2	4.921	1:20.145
34	7.735	1:20.006	34	7.715	1:19.982	34	7.267	1:19.990	34	6.386	1:19.511	34	5.544	1:19.496
8	9.323	1:20.455	7	10.886	1:20.186	7	10.088	1:19.640	7	9.229	1:19.533	7	8.596	1:19.705
1	9.595	1:19.973	8	16.259	1:26.938	32	17.497	1:21.486	32	17.313	1:20.208	32	16.557	1:19.582
7	10.702	1:19.599	32	16.449	1:21.060	9	18.797	1:20.614	9	17.985	1:19.580	9	17.697	1:20.050
32	15.391	1:20.116	69	18.316	1:20.367	69	20.460	1:22.582	69	21.239	1:21.171	69	22.087	1:21.186
69	17.951	1:20.188	9	18.621	1:19.289	11	22.432	1:21.151	11	22.206	1:20.166	11	22.805	1:20.937
9	19.334	1:19.966	11	21.719	1:20.728	8	24.677	1:28.856	42	30.046	1:21.376	42	30.411	1:20.703
11	20.993	1:20.469	42	28.579	1:21.119	42	29.062	1:20.921	8	32.308	1:28.023	8	41.054	1:29.084
42	27.462	1:20.621	12	36.980	1:22.990	12	40.674	1:24.132	12	42.632	1:22.350	12	45.464	1:23.170
12	33.992	1:21.935												

SEAT Cupra Championship

ROUND 6 - LAP CHART

Lap 16		
No	Behind	Laptime
25		1:20.644
34	5.205	1:20.305
3	6.119	1:22.288
2	6.400	1:22.123
7	7.835	1:19.883
32	16.221	1:20.308
9	16.980	1:19.927
69	23.506	1:22.063
11	23.784	1:21.623
42	31.056	1:21.289
8	47.322	1:26.912
12	48.159	1:23.339

SEAT Cupra Championship

ROUND 6 - POSITION CHART

No	Name	Laps Pos	1	2	3	4	5	6	7	8	9	10	11	12	13	14	15	16
			25	LAWSON	1	25	25	25	25	25	25	25	25	25	25	25	25	25
2	BREEZE	2	2	2	2	3	3	3	3	3	3	3	3	3	3	3	3	34
3	HERRON	3	3	3	3	2	2	2	2	2	2	2	2	2	2	2	2	3
34	BYFORD	4	34	34	34	34	34	34	34	34	34	34	34	34	34	34	34	2
1	ADAM	5	1	1	1	8	8	8	8	8	8	8	8	7	7	7	7	7
8	APPLEBY	6	8	8	8	1	1	1	1	1	1	1	1	8	32	32	32	32
9	ACKERS	7	9	9	7	7	7	7	7	7	7	7	7	32	9	9	9	9
11	GUMBLEY	8	11	11	11	11	32	32	32	32	32	32	32	69	69	69	69	69
69	STRINGFELLOW	9	69	69	32	32	11	11	69	69	69	69	69	9	11	11	11	11
7	WELCH	10	7	7	9	9	69	69	9	11	11	9	9	11	8	42	42	42
32	ROWBOTTOM	11	32	32	69	69	9	9	11	9	9	11	11	42	42	8	8	8
44	NORDSTROM	12	44	12	44	12	12	12	42	42	42	42	42	12	12	12	12	12
42	GREEN	13	42	44	12	42	42	42	12	12	12	12	12					
12	MITCHELL	14	12	42	42	44												