



ELF RENAULT CLIO CUP UK CHAMPIONSHIP

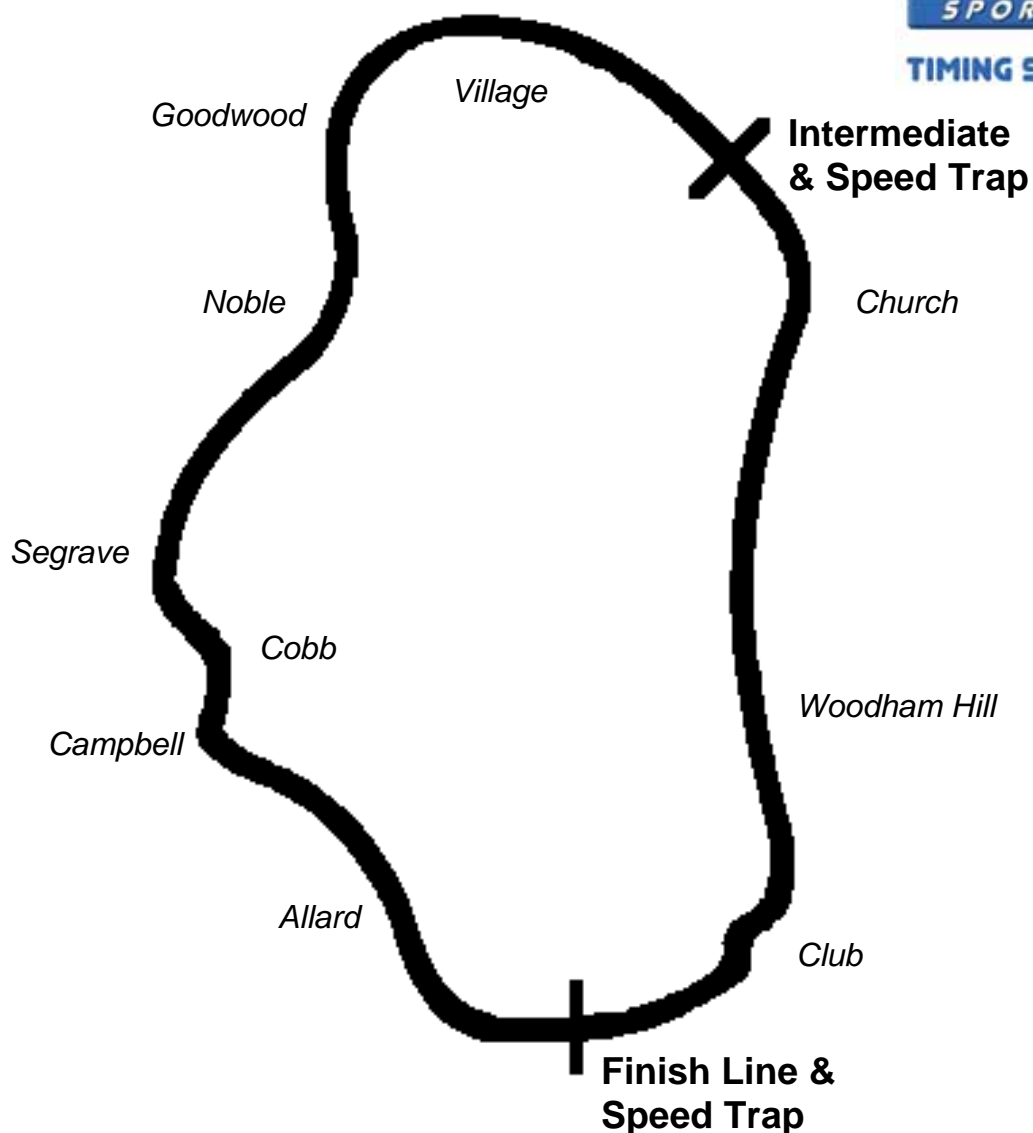
**Rounds 7 & 8
Thruxton**

17th / 18th May 2008



Results Provided by Timing Solutions Ltd
www.tsl-timing.com

THRUXTON



Circuit Length: 2.356 miles / 3791.6 metres
Intermediate: 2247 metres
Pit In: 3697 metres
Pit Out: 100 metres after Finish Line
Pit In – Pit Out: 219 metres, @ 60kph = 13.1 seconds, @ 80kph = 9.8 seconds

ELF Renault Clio Cup

QUALIFYING ROUND 7 - CLASSIFICATION - AMENDED

POS	NO	CL	NAME	NAT	ENTRY	TIME	ON	LAPS	GAP	DIFF	MPH
1	4		Ben WINROW	GBR	Team Pyro	1:23.806	4	7			101.20
2	3		Steven HUNTER	GBR	JHR Developments	1:24.276	19	19	0.470	0.470	100.64
3	28		Phil GLEW	GBR	Full Speed Racing	1:24.283	13	20	0.477	0.007	100.63
4	43		Derek PIERCE	GBR	JD Pierce with Robertshaw Racing	1:24.477	16	18	0.671	0.194	100.40
5	14		Niki LANIK	AUT	Y4HR Miracle Drywash with SVE	1:24.541	18	19	0.735	0.064	100.32
6	9		Alex MacDOWALL	GBR	Total Control Racing	1:24.592	14	19	0.786	0.051	100.26
7	17		David SHEPHERD	GBR	Amery Motorsport	1:24.630	9	12	0.824	0.038	100.21
8	22		Mike ROBINSON	GBR	Total Control Racing	1:24.635	18	18	0.829	0.005	100.21
9	12		Carl BRADLEY	GBR	Coastal Racing	1:24.677	17	18	0.871	0.042	100.16
10	77		Jonathan RIDLEY-HOLLOWAY	GBR	Total Control Racing	1:24.764	11	18	0.958	0.087	100.06
11	11		Paul RIVETT	GBR	JHR Developments	1:24.821	9	16	1.015	0.057	99.99
12	88		David DICKENSON	IRL	Mardi Gras Motorsport	1:24.889	13	14	1.083	0.068	99.91
13	7		Chris LAW	GBR	Team Pyro	1:25.041	12	19	1.235	0.152	99.73
14	27		Nick ADCOCK	GBR	Total Control Racing	1:25.073	6	19	1.267	0.032	99.69
15	29		Alex OSBORNE	GBR	APO Sport	1:25.118	11	18	1.312	0.045	99.64
16	20		Stephen TYLDSLEY	GBR	Coastal Racing	1:25.133	17	18	1.327	0.015	99.62
17	46		Robert GAFFNEY	GBR	EPS UK with Robertshaw Racing	1:25.174	16	18	1.368	0.041	99.57
18	6		Alex DEW	GBR	Solutions Racing with Dewsport	1:25.354	9	18	1.548	0.180	99.36
19	24		Lee PATTISON	GBR	P9 Raceshop/Range Storage	1:25.397	18	18	1.591	0.043	99.31
20	99		Glenn BELL	GBR	Full Speed Racing	1:25.465	9	20	1.659	0.068	99.24
21	1		Richard CANNON	GBR	JHR Developments	1:25.482	16	17	1.676	0.017	99.22
22	15		Jeff SMITH	GBR	Team Pyro	1:25.778	11	19	1.972	0.296	98.87
23	44		Lea WOOD	GBR	Team Wood Racing	1:25.938	9	18	2.132	0.160	98.69
24	66		Rob BOSTON	GBR	Double Six Racing	1:26.776	5	5	2.970	0.838	97.74
25	21		Jonathan SHEPHERD	GBR	Amery Motorsport	1:26.961	13	13	3.155	0.185	97.53
26	5		Chris RICE	GBR	Team Pyro	1:26.992	3	4	3.186	0.031	97.49
DQ	10		Árón SMITH	IRL	Mardi Gras Motorsport			20			
DQ	2		Gavin PYPER	GBR	Mardi Gras Motorsport			18			

Cars 2 & 10 Excluded from Results - Championship Regulation 3.4.2

Weather / Track : Cloudy / Dry

These results are provisional until the conclusion of any judicial and technical matters.

Thruxton

Circuit Length = 2.3560 miles

Start: 14:00 End: 14:37

Clerk of Course :	Timekeeper :
-------------------	--------------

ELF Renault Clio Cup

QUALIFYING ROUND 7 - SECTOR ANALYSIS

1	Richard CANNON										JHR Deveopments				
1-	Out	112.2	37.996	87.2	1:38.997	10-	51.894	116.9	34.121	90.4	1:26.015				
2-	54.065	116.7	34.235	90.0	1:28.300	11-	51.956	117.3	33.771	90.6	1:25.727				
3-	53.827	116.3	34.089	89.7	1:27.916	12-	51.969	116.7	In		2:52.731P				
4-	52.415	116.5	34.301	90.2	1:26.716	13-	Out		In		6:53.063P				
5-	52.500	117.1	In		4:51.900P	14-	1:00.771	116.9	35.377	88.2	1:36.148				
6-	Out	100.2	36.094	89.8	1:39.598	15-	52.030	117.7	33.723	90.2	1:25.753				
7-	52.056	118.1	34.071	88.9	1:26.127	16-	51.758	117.7	33.724	90.3	1:25.482				
8-	51.816	118.4	34.003	88.7	1:25.819	17-	51.791	117.7	34.028	90.6	1:25.819				
9-	52.654	115.9	34.014	90.6	1:26.668										
2	Gavin PYPER										Mardi Gras Motorsport				
1-	Out	103.9	36.850	89.8	1:39.434	10-	52.210	115.7	33.997	90.0	1:26.207				
2-	52.424	116.5	33.651	89.8	1:26.075	11-	51.980	117.5	33.544	90.1	1:25.524				
3-	51.903	116.3	34.721	89.1	1:26.624	12-	51.622	117.3	33.071	90.3	1:24.693				
4-	52.014	115.9	33.468	90.0	1:25.482	13-	51.466	117.3	In		10:47.480P				
5-	51.776	117.7	33.188	90.0	1:24.964	14-	Out	116.1	33.615	88.8	1:27.350D				
6-	54.360	114.1	In		3:01.321P	15-	51.852	117.5	33.155	88.7	1:25.007D				
7-	Out	113.6	35.127	89.8	1:33.552	16-	51.655	117.3	33.104	90.3	1:24.759D				
8-	52.104	116.1	33.459	90.4	1:25.563	17-	51.811	117.3	33.101	89.2	1:24.912D				
9-	51.739	116.5	33.217	89.8	1:24.956	18-	55.480	109.1	39.236	83.5	1:34.716D				
3	Steven HUNTER										JHR Deveopments				
1-	Out	110.4	37.271	89.6	1:36.074	11-	53.018	117.5	33.424	90.3	1:26.442				
2-	53.138	116.5	34.318	88.8	1:27.456	12-	51.208	118.4	33.144	90.1	1:24.352				
3-	51.967	117.7	33.619	89.8	1:25.586	13-	51.620	116.5	33.372	90.4	1:24.992				
4-	51.532	117.1	33.678	90.7	1:25.210	14-	51.922	115.7	33.448	90.2	1:25.370				
5-	51.575	117.5	33.426	88.7	1:25.001	15-			In		6:56.926P				
6-	51.697	116.9	33.950	89.8	1:25.647	16-	Out	117.3	36.418	82.1	1:30.193				
7-	51.630	118.1	33.377	90.3	1:25.007	17-	52.617	117.5	37.443	90.9	1:30.060				
8-	51.624	118.6	In		4:19.128P	18-	51.401	118.8	32.932	90.8	1:24.333				
9-	Out	115.1	36.633	88.7	1:31.845	19-	51.158	119.0	33.118	91.2	1:24.276				
10-	53.165	107.0	37.594	89.8	1:30.759										
4	Ben WINROW										Team Pyro				
1-	Out	112.8	36.878	88.1	1:35.350	5-	1:03.399	117.3	33.938	91.9	1:37.337				
2-	52.992	117.3	In		3:07.503P	6-	51.305	118.8	33.303	91.6	1:24.608				
3-	Out	117.1	34.336	91.3	1:29.711	7-	51.164	118.8	32.911	91.6	1:24.075				
4-	51.026	119.2	32.780	91.4	1:23.806										
5	Chris RICE										Team Pyro				
1-	Out	110.2	39.040	87.3	1:43.853	3-	52.604	117.9	34.388	89.1	1:26.992				
2-	55.820	114.9	37.578	90.0	1:33.398	4-	1:01.672	86.4	In		18:33.967P				
6	Alex DEW										Solutions Racing with Dewsport				
1-	Out	110.6	39.080	82.8	1:40.667	10-	52.144	116.9	33.464	89.8	1:25.608				
2-	54.235	115.3	35.371	88.8	1:29.606	11-	52.046	116.1	33.567	87.8	1:25.613				
3-	53.038	116.5	34.511	90.0	1:27.549	12-	59.813	90.4	In		3:11.913P				
4-	52.479	116.3	34.583	90.2	1:27.062	13-	Out	113.7	39.541	89.8	1:36.081				
5-	52.815	115.1	In		2:54.882P	14-	52.025	116.3	In		8:42.262P				
6-	Out	113.2	36.981	89.2	1:32.978	15-	Out	114.7	37.869	90.2	1:33.452				
7-	52.250	116.5	33.756	89.6	1:26.006	16-	52.040	116.9	34.150	88.3	1:26.190				
8-	51.812	116.9	33.621	90.4	1:25.433	17-	52.043	116.9	33.736	90.1	1:25.779				
9-	51.778	116.3	33.576	90.4	1:25.354	18-	52.158	117.1	34.003	90.1	1:26.161				
7	Chris LAW										Team Pyro				
1-	Out	111.7	45.317	80.5	1:46.852	11-	52.023	117.5	33.617	90.9	1:25.640				
2-	58.581	116.5	35.118	90.1	1:33.699	12-	51.698	117.7	33.343	91.3	1:25.041				
3-	52.743	117.1	34.167	90.1	1:26.910	13-	53.598	116.1	In		2:57.302P				
4-	51.825	117.9	34.028	91.2	1:25.853	14-	Out	116.3	34.810	90.1	1:29.802				
5-	51.940	119.4	33.932	91.3	1:25.872	15-	52.522	117.3	6:57.029		7:49.551P				
6-	51.815	118.8	33.653	90.9	1:25.468	16-	1:00.575	116.5	33.894	90.4	1:34.469				
7-	52.583	117.9	33.765	90.6	1:26.348	17-	52.080	118.8	33.454	91.2	1:25.534				

Thruxton
Circuit Length = 2.3560 miles
Start: 14:00 End: 14:37

Weather / Track : Cloudy / Dry

ELF Renault Clio Cup

QUALIFYING ROUND 7 - SECTOR ANALYSIS

8-	51.862	117.9	33.628	90.6	1:25.490	18-	52.012	117.9	33.460	89.8	1:25.472
9-	51.969	115.9	33.548	91.3	1:25.517	19-	51.393	119.4	35.067	90.8	1:26.460
10-	51.979	117.5	33.796	90.8	1:25.775						
9	Alex MacDOWALL Total Control Racing										
1-	Out	110.4	37.300	90.3	1:37.279	11-	51.413	118.1	33.922	87.8	1:25.335
2-	56.353	112.2	34.339	91.2	1:30.692	12-	54.643	93.5	35.122	90.9	1:29.765
3-	51.937	116.5	33.495	91.3	1:25.432	13-	51.638	118.1	33.427	91.1	1:25.065
4-	51.630	117.5	33.048	90.8	1:24.678	14-	51.333	118.8	33.259	91.3	1:24.592
5-	51.387	118.8	34.075	85.3	1:25.462	15-	In		In		6:32.453P
6-	52.540	117.7	33.785	91.1	1:26.325	16-	1:00.983	116.5	34.017	90.7	1:35.000
7-	51.585	118.4	33.311	90.6	1:24.896	17-	51.228	119.2	33.369	91.4	1:24.597
8-	53.619	115.1	In		4:19.255P	18-	1:08.888	114.5	33.779	90.9	1:42.667
9-	Out	116.5	35.634	91.2	1:32.586	19-	51.927	118.1	33.205	90.9	1:25.132
10-	51.381	119.4	33.475	91.3	1:24.856						
10	Árón SMITH Mardi Gras Motorsport										
1-	Out	112.4	36.986	87.6	1:34.901	11-	52.225	107.2	In		3:06.381P
2-	54.396	114.3	34.852	87.7	1:29.248	12-	Out	88.4	38.931	87.0	1:46.832
3-	52.502	115.7	33.637	90.8	1:26.139	13-	52.632	115.3	36.728	91.4	1:29.360
4-	51.933	115.9	33.202	89.8	1:25.135	14-	51.555	117.1	33.287	90.7	1:24.842
5-	51.783	116.5	33.183	90.2	1:24.966	15-	51.494	118.1	In		7:48.303P
6-	51.678	116.7	33.211	90.4	1:24.889	16-	Out	117.1	33.680	90.9	1:27.153D
7-	51.480	117.3	32.996	90.7	1:24.476	17-	51.567	117.7	32.885	90.2	1:24.452D
8-	51.673	117.1	33.266	90.9	1:24.939	18-	52.226	116.9	33.074	90.8	1:25.300D
9-	51.615	117.1	33.057	91.2	1:24.672	19-	51.728	118.1	32.932	90.7	1:24.660D
10-	51.592	117.7	32.699	90.7	1:24.291	20-	52.100	116.1	33.371	90.4	1:25.471D
11	Paul RIVETT JHR Developments										
1-	Out	109.7	39.717	88.0	1:37.705	9-	51.398	117.3	33.423	90.2	1:24.821
2-	54.276	117.5	34.642	90.4	1:28.918	10-	51.490	116.9	33.451	90.4	1:24.941
3-	51.850	116.5	33.553	89.6	1:25.403	11-	56.197	112.6	In		4:44.283P
4-	52.044	116.3	33.483	90.3	1:25.527	12-	Out				6:59.590
5-	51.738	117.1	33.287	90.2	1:25.025	13-		115.9	35.457	90.2	1:28.931
6-	51.697	116.9	In		4:34.883P	14-	51.562	116.9	33.360	90.4	1:24.922
7-	Out	111.8	38.590	90.0	1:37.065	15-	51.456	117.5	33.433	90.2	1:24.889
8-	51.505	116.5	33.386	90.0	1:24.891	16-	54.188	112.4	34.018	90.4	1:28.206
12	Carl BRADLEY Coastal Racing										
1-	Out	109.3	39.017	87.8	1:39.832	10-	51.782	116.1	33.820	91.1	1:25.602
2-	54.759	113.2	35.767	90.4	1:30.526	11-	51.811	116.1	33.713	91.1	1:25.524
3-	52.190	116.1	33.977	91.1	1:26.167	12-	58.143	96.7	36.258	90.3	1:34.401
4-	51.837	116.9	33.627	90.8	1:25.464	13-	51.876	116.9	36.298	85.3	1:28.174
5-	51.384	117.5	33.380	91.3	1:24.764	14-			In		7:23.614P
6-	52.285	115.5	In		4:38.892P	15-	Out	114.3	34.062	90.6	1:28.753
7-	Out	114.3	35.489	90.1	1:31.223	16-	51.751	116.9	33.381	90.9	1:25.132
8-	52.310	114.9	33.887	90.8	1:26.197	17-	51.606	117.7	33.071	90.8	1:24.677
9-	51.656	116.3	34.046	88.9	1:25.702	18-	51.479	117.5	33.570	90.8	1:25.049
14	Niki LANIK Y4HR Miracle Drywash with SVE										
1-	Out	110.4	36.298	88.3	1:36.814	11-	51.842	117.5	33.270	91.1	1:25.112
2-	53.078	116.9	34.069	89.2	1:27.147	12-	51.916	117.9	33.045	89.6	1:24.961
3-	52.664	116.5	34.221	88.2	1:26.885	13-	51.570	117.3	35.003	90.7	1:26.573
4-	52.113	116.9	33.460	89.8	1:25.573	14-	51.695	116.3	In		2:48.909P
5-	51.705	117.7	33.148	90.8	1:24.853	15-	Out				7:00.255
6-	52.190	117.1	33.609	90.8	1:25.799	16-		118.1	34.249	90.4	1:28.251
7-	51.775	117.7	33.296	90.9	1:25.071	17-	51.842	117.9	35.095	90.4	1:26.937
8-	51.794	117.9	33.029	91.2	1:24.823	18-	51.430	118.6	33.111	90.4	1:24.541
9-	51.973	117.1	In		2:43.584P	19-	51.366	119.8	33.241	91.7	1:24.607
10-	Out	103.2	36.717	90.2	1:34.401						
15	Jeff SMITH Team Pyro										
1-	Out	106.4	39.792	85.4	1:41.936	11-	51.916	117.1	33.862	90.9	1:25.778
2-	58.784	106.9	36.378	88.0	1:35.162	12-	52.268	117.1	33.840	89.7	1:26.108
3-	53.275	116.1	35.056	89.8	1:28.331	13-	52.576	117.5	33.693	90.0	1:26.269

Thruxton
Circuit Length = 2.3560 miles
Start: 14:00 End: 14:37

Weather / Track : Cloudy / Dry

ELF Renault Clio Cup

QUALIFYING ROUND 7 - SECTOR ANALYSIS

4-	52.113	116.3	34.766	87.8	1:26.879	14-	52.740	115.9	33.877	89.8	1:26.617
5-	54.011	115.5	34.616	88.8	1:28.627	15-	52.622	116.5	8:14.996		9:07.618
6-	54.590	116.7	34.427	89.4	1:29.017	16-	1:01.195	117.5	34.157	89.2	1:35.352
7-	52.639	116.9	33.989	89.6	1:26.628	17-	53.179	117.7	34.899	90.0	1:28.078
8-	52.659	112.2	34.647	89.6	1:27.306	18-	1:09.924	57.7	38.802	87.5	1:48.726
9-	52.439	116.7	33.914	90.1	1:26.353	19-	52.452	116.1	34.134	89.1	1:26.586
10-	52.702	112.2	35.105	90.9	1:27.807						
17	David SHEPHERD					Amery Motorsport					
1-	Out	112.6	39.507	88.0	1:44.183	7-	54.952	116.1	33.365	91.3	1:28.317
2-	56.918	116.7	37.266	91.2	1:34.184	8-	51.817	119.2	33.176	91.1	1:24.993
3-	52.686	119.8	34.112	91.7	1:26.798	9-	51.658	119.8	32.972	90.7	1:24.630
4-	52.315	119.6	In		3:14.701P	10-	55.388	118.6	In		4:06.247P
5-	Out	105.5	34.799	90.9	1:32.436	11-	Out	117.9	35.269	90.7	1:30.845
6-	51.706	120.1	33.396	91.3	1:25.102	12-	51.994	97.3	38.196	91.6	1:30.190
20	Stephen TYLDSLEY					Coastal Racing					
1-	Out	112.2	39.379	86.1	1:42.313	10-	51.945	119.0	34.083	90.6	1:26.028
2-	56.391	113.9	37.884	90.0	1:34.275	11-	51.991	120.1	35.326	88.5	1:27.317
3-	54.543	115.9	36.286	89.4	1:30.829	12-	52.275	117.5	33.966	91.1	1:26.241
4-	52.500	118.4	34.690	90.0	1:27.190	13-	54.396	113.6	In		4:39.731P
5-	52.241	117.3	34.448	90.4	1:26.689	14-	Out				7:17.777
6-	52.353	116.7	34.557	90.1	1:26.910	15-		118.8	34.635	90.4	1:29.069
7-	52.401	117.9	34.268	90.4	1:26.669	16-	51.524	120.7	33.622	90.8	1:25.146
8-	54.771	117.1	34.382	90.1	1:29.153	17-	51.548	119.4	33.585	90.9	1:25.133
9-	52.483	117.3	34.440	91.1	1:26.923	18-	51.565	119.6	33.720	91.3	1:25.285
21	Jonathan SHEPHERD					Amery Motorsport					
1-	Out	100.3	41.963	86.3	1:47.008	8-	Out	114.3	36.906	88.7	1:34.261
2-	59.319	113.9	36.912	88.4	1:36.231	9-	52.730	119.2	34.633	89.6	1:27.363
3-	55.312	113.4	36.320	88.9	1:31.632	10-	52.766	117.7	34.717	89.0	1:27.483
4-	53.880	116.5	36.164	88.8	1:30.044	11-	52.837	116.5	34.711	90.1	1:27.548
5-	53.952	116.7	36.214	89.6	1:30.166	12-	52.497	117.7	34.725	90.0	1:27.222
6-	53.947	116.1	35.154	89.2	1:29.101	13-	52.652	117.3	34.309	89.8	1:26.961
7-	55.275	116.5	In		3:57.618P						
22	Mike ROBINSON					Total Control Racing					
1-	Out	109.8	39.154	89.2	1:39.317	10-	51.675	119.0	33.873	90.6	1:25.548
2-	54.711	117.5	36.069	90.4	1:30.780	11-	52.431	119.0	In		3:58.214P
3-	51.979	120.9	35.142	91.3	1:27.121	12-	Out	78.8	48.883	90.0	1:52.516
4-	51.743	119.0	34.076	89.7	1:25.819	13-	52.027	119.0	33.682	91.1	1:25.709
5-	51.531	118.8	33.986	90.3	1:25.517	14-	56.012	111.7	6:15.032		7:11.044P
6-	51.757	118.6	33.877	90.8	1:25.634	15-	1:02.833	119.0	34.201	90.3	1:37.034
7-	51.786	118.1	33.934	90.8	1:25.720	16-	51.704	119.6	35.134	91.4	1:26.838
8-	51.662	118.4	34.020	90.2	1:25.682	17-	51.680	119.0	33.312	91.7	1:24.992
9-	1:00.349	88.0	39.581	90.0	1:39.930	18-	51.365	120.1	33.270	91.8	1:24.635
24	Lee PATTISON					P9 Raceshop/Range Storage					
1-	Out	110.2	36.971	88.0	1:35.992	10-	52.318	115.3	33.996	90.1	1:26.314
2-	54.551	113.4	35.492	88.7	1:30.043	11-	52.277	114.3	34.145	89.7	1:26.422
3-	53.537	111.3	35.668	88.7	1:29.205	12-	52.903	114.3	34.303	89.8	1:27.206
4-	52.523	116.3	33.886	89.0	1:26.409	13-	52.416	115.3	In		3:37.556P
5-	52.162	116.3	In		3:51.131P	14-	Out		In		6:28.034P
6-	Out	112.6	34.820	88.2	1:29.854	15-	1:00.716	116.5	34.487	88.4	1:35.203
7-	53.414	110.9	34.464	89.4	1:27.878	16-	52.725	116.3	33.783	89.7	1:26.508
8-	52.540	114.3	34.066	89.5	1:26.606	17-	52.101	117.1	33.326	89.8	1:25.427
9-	52.095	115.5	34.953	89.6	1:27.048	18-	51.803	117.1	33.594	90.4	1:25.397
27	Nick ADCOCK					Total Control Racing					
1-	Out	112.8	37.092	87.6	1:36.157	11-	51.929	116.7	33.993	90.0	1:25.922
2-	53.610	116.1	35.615	90.1	1:29.225	12-	52.185	118.8	In		3:54.237P
3-	51.948	118.4	33.825	90.4	1:25.773	13-	Out		42.445	90.6	1:47.726
4-	51.602	117.7	33.751	89.5	1:25.353	14-	52.745	116.5	36.032	90.2	1:28.777
5-	51.955	116.3	35.162	90.1	1:27.117	15-			In		6:56.850P
6-	51.528	117.9	33.545	91.2	1:25.073	16-	Out	116.1	35.428	88.5	1:29.716

Thruxton
Circuit Length = 2.3560 miles
Start: 14:00 End: 14:37

Weather / Track : Cloudy / Dry

ELF Renault Clio Cup

QUALIFYING ROUND 7 - SECTOR ANALYSIS

7-	53.068	115.9	39.233	91.1	1:32.301	17-	55.622	117.3	36.018	90.2	1:31.640
8-	51.581	118.4	34.075	89.8	1:25.656	18-	52.397	114.7	33.503	88.8	1:25.900
9-	52.248	117.7	36.975	90.6	1:29.223	19-	52.358	117.5	33.928	89.1	1:26.286
10-	51.662	117.5	33.714	90.2	1:25.376						
28	Phil GLEW Full Speed Racing										
1-	Out	114.9	35.616	89.2	1:33.345	11-	52.730	102.0	36.343	90.4	1:29.073
2-	52.310	118.6	33.222	90.2	1:25.532	12-	51.455	119.2	32.965	90.9	1:24.420
3-	51.760	118.8	33.180	90.2	1:24.940	13-	51.445	119.8	32.838	90.9	1:24.283
4-	51.710	118.6	33.369	89.6	1:25.079	14-	52.247	118.4	33.672	90.8	1:25.919
5-	51.656	118.8	32.977	90.4	1:24.633	15-	51.766	118.8	32.994	90.7	1:24.760
6-	51.787	118.6	33.020	90.2	1:24.807	16-	In				7:51.844P
7-	51.711	118.6	32.967	90.8	1:24.678	17-	Out	119.2	33.675	90.4	1:26.948
8-	53.408	113.0	34.508	90.8	1:27.916	18-	51.856	118.8	33.316	89.2	1:25.172
9-	53.548	118.6	In		3:14.924P	19-	51.700	119.0	32.994	90.7	1:24.694
10-	Out	116.9	34.678	89.5	1:30.029	20-	51.992	118.1	33.041	90.8	1:25.033
29	Alex OSBORNE APO Sport										
1-	Out	107.4	38.201	89.4	1:39.938	10-	52.370	117.7	33.925	90.7	1:26.295
2-	56.114	114.7	35.667	90.3	1:31.781	11-	51.436	118.1	33.682	91.1	1:25.118
3-	53.338	116.3	34.755	90.7	1:28.093	12-	52.611	113.6	34.152	91.1	1:26.763
4-	52.147	116.1	34.155	89.6	1:26.302	13-	51.731	117.7	33.674	90.9	1:25.405
5-	51.719	117.5	34.078	89.6	1:25.797	14-	52.024	117.3	6:44.055		7:36.079P
6-	51.803	118.1	33.821	89.6	1:25.624	15-	1:02.847	113.9	34.705	90.6	1:37.552
7-	51.686	118.1	34.827	88.4	1:26.513	16-	51.814	117.5	33.813	90.3	1:25.627
8-	55.115	113.2	In		4:19.121P	17-	51.822	117.5	34.719	90.8	1:26.541
9-	Out	96.8	42.885	89.1	1:40.895	18-	51.752	117.7	37.137	81.5	1:28.889
43	Derek PIERCE JD Pierce with Robertshaw Racing										
1-	Out	88.3	39.387	87.5	1:48.931	10-	51.879	119.4	35.506	90.2	1:27.385
2-	55.982	115.9	35.445	89.8	1:31.427	11-	52.843	119.2	33.596	90.9	1:26.439
3-	55.663	116.7	35.409	89.2	1:31.072	12-	51.915	119.2	33.727	88.2	1:25.642
4-	52.452	120.5	33.832	88.9	1:26.284	13-	51.793	119.8	33.051	90.3	1:24.844
5-	52.231	119.4	33.423	90.3	1:25.654	14-	In				6:32.612P
6-	52.300	118.6	33.186	90.6	1:25.486	15-	Out	115.7	33.977	89.7	1:29.659
7-	52.551	118.8	In		5:28.782P	16-	51.680	120.5	32.797	91.3	1:24.477
8-	Out	114.5	36.993	89.0	1:37.567	17-	51.589	119.8	33.098	90.0	1:24.687
9-	53.169	118.1	34.468	90.7	1:27.637	18-	51.851	120.1	34.172	88.3	1:26.023
44	Lea WOOD Team Wood Racing										
1-	Out	106.9	46.886	76.5	1:48.141	10-	52.229	118.1	34.756	89.2	1:26.985
2-	57.300	110.4	38.461	86.6	1:35.761	11-	52.578	113.4	In		3:57.798P
3-	55.784	112.2	36.972	81.5	1:32.756	12-	Out	112.6	35.864	89.7	1:35.151
4-	54.961	110.4	35.137	89.8	1:30.098	13-	52.509	110.6	35.094	90.0	1:27.603
5-	52.397	117.5	34.374	89.8	1:26.771	14-	In				7:27.984P
6-	52.554	116.9	35.139	90.6	1:27.693	15-	1:01.640	105.5	34.974	89.4	1:36.614
7-	52.393	117.1	34.427	89.8	1:26.820	16-	52.089	115.9	34.425	89.7	1:26.514
8-	52.213	116.9	34.328	89.7	1:26.541	17-	52.576	102.6	36.167	90.6	1:28.743
9-	51.965	118.6	33.973	89.8	1:25.938	18-	52.382	103.6	34.225	89.6	1:26.607
46	Robert GAFFNEY EPS UK with Robertshaw Racing										
1-	Out	101.5	41.478	86.8	1:42.707	10-	52.456	118.8	34.107	90.9	1:26.563
2-	53.922	117.3	34.863	90.6	1:28.785	11-	51.828	117.9	33.874	90.9	1:25.702
3-	52.631	117.3	33.772	91.3	1:26.403	12-	51.814	118.1	33.585	90.7	1:25.399
4-	52.945	118.1	35.067	90.8	1:28.012	13-	51.894	118.8	33.672	89.7	1:25.566
5-	52.121	118.8	33.930	90.7	1:26.051	14-	In				7:02.300P
6-	51.963	117.9	33.418	91.1	1:25.381	15-	Out	117.5	34.449	90.4	1:30.120
7-	53.978	119.2	34.018	91.4	1:27.996	16-	51.842	119.8	33.332	90.9	1:25.174
8-	52.941	117.9	In		5:03.348P	17-	51.927	118.4	33.424	88.9	1:25.351
9-	Out	115.9	35.620	90.3	1:34.672	18-	51.905	120.7	33.506	90.7	1:25.411
66	Rob BOSTON Double Six Racing										
1-	Out	106.9	38.229	87.0	1:38.478	4-	52.444	116.7	34.871	89.2	1:27.315
2-	54.888	114.3	35.799	88.7	1:30.687	5-	52.314	116.3	34.462	88.5	1:26.776
3-	52.653	115.5	35.023	88.7	1:27.676						

Thruxton
Circuit Length = 2.3560 miles
Start: 14:00 End: 14:37

Weather / Track : Cloudy / Dry

ELF Renault Clio Cup

QUALIFYING ROUND 7 - SECTOR ANALYSIS

77		Jonathan RIDLEY-HOLLOWAY				Total Control Racing					
1-	Out	112.6	39.018	88.0	1:39.924	10-	51.562	116.5	33.468	90.6	1:25.030
2-	54.749	116.9	35.708	90.9	1:30.457	11-	51.588	117.9	33.176	90.8	1:24.764
3-	51.899	118.1	33.741	90.9	1:25.640	12-	58.258	104.9	37.090	90.2	1:35.348
4-	51.728	118.1	33.816	90.1	1:25.544	13-	52.092	117.1	33.912	89.7	1:26.004
5-	51.623	119.2	33.504	90.1	1:25.127	14-			In		6:34.547P
6-	52.099	117.9	33.935	90.9	1:26.034	15-	1:03.773	118.1	33.759	89.4	1:37.532
7-	57.963	115.1	In		5:02.364P	16-	51.638	118.6	33.973	90.2	1:25.611
8-	Out	101.1	40.557	90.2	1:39.064	17-	52.981	110.2	33.757	90.8	1:26.738
9-	52.200	116.7	33.866	90.8	1:26.066	18-	52.165	117.1	33.314	90.6	1:25.479
88		David DICKENSON				Mardi Gras Motorsport					
1-	Out	110.2	1:02.694	81.6	2:03.252	8-	1:09.708	71.9	38.649	90.2	1:48.357
2-	58.212	113.0	40.607	87.6	1:38.819	9-	51.723	118.8	45.439	77.9	1:37.162
3-	56.122	115.5	36.223	89.6	1:32.345	10-	1:01.210	101.2	35.482	88.5	1:36.692
4-	53.434	115.7	34.711	89.7	1:28.145	11-	52.195	117.1	33.745	89.8	1:25.940
5-	52.291	115.5	34.065	86.1	1:26.356	12-	52.044	116.7	33.191	90.1	1:25.235
6-	52.336	117.3	33.845	88.5	1:26.181	13-	51.667	117.5	33.222	89.0	1:24.889
7-	52.112	116.7	34.016	89.0	1:26.128	14-	53.822	116.7	34.211	89.8	1:28.033
99		Glenn BELL				Full Speed Racing					
1-	Out	112.8	37.993	89.1	1:38.195	11-	Out	113.9	36.943	89.5	1:34.156
2-	54.019	116.7	35.798	89.8	1:29.817	12-	52.708	116.5	35.112	89.2	1:27.820
3-	52.868	116.7	34.900	90.4	1:27.768	13-	52.187	116.7	33.992	91.2	1:26.179
4-	52.464	117.3	34.092	90.6	1:26.556	14-	51.915	118.1	33.562	90.9	1:25.477
5-	52.311	117.5	34.066	90.7	1:26.377	15-	51.919	118.4	33.766	90.8	1:25.685
6-	54.042	117.7	33.950	90.8	1:27.992	16-			In		6:57.771P
7-	51.893	117.7	33.849	91.2	1:25.742	17-	1:00.700	115.3	35.029	90.6	1:35.729
8-	51.892	117.7	33.659	91.1	1:25.551	18-	52.215	117.3	33.544	90.4	1:25.759
9-	51.699	117.9	33.766	90.4	1:25.465	19-	51.888	117.5	34.215	91.4	1:26.103
10-	52.074	117.9	In		3:08.626P	20-	51.876	117.3	33.671	91.1	1:25.547

ELF Renault Clio Cup

QUALIFYING ROUND 7 - SPEED TRAPS

SECTOR 1				SECTOR 2			FINISH LINE			
POS	NO	NAME	MPH	NO	NAME	MPH	NO	NAME	MPH	
1	22	Mike ROBINSON	120.9				4	Ben WINROW	91.9	
2	20	Stephen TYLDSLEY	120.7				22	Mike ROBINSON	91.8	
3	46	Robert GAFFNEY	120.7				14	Niki LANIK	91.7	
4	43	Derek PIERCE	120.5				17	David SHEPHERD	91.7	
5	17	David SHEPHERD	120.1				9	Alex MacDOWALL	91.4	
6	14	Niki LANIK	119.8				10	Árón SMITH	91.4	
7	28	Phil GLEW	119.8				46	Robert GAFFNEY	91.4	
8	7	Chris LAW	119.4				99	Glenn BELL	91.4	
9	9	Alex MacDOWALL	119.4				7	Chris LAW	91.3	
10	4	Ben WINROW	119.2				12	Carl BRADLEY	91.3	
11	21	Jonathan SHEPHERD	119.2				20	Stephen TYLDSLEY	91.3	
12	77	Jonathan RIDLEY-HOLLOWAY	119.2				43	Derek PIERCE	91.3	
13	3	Steven HUNTER	119.0				3	Steven HUNTER	91.2	
14	27	Nick ADCOCK	118.8				27	Nick ADCOCK	91.2	
15	88	David DICKENSON	118.8				29	Alex OSBORNE	91.1	
16	44	Lea WOOD	118.6				15	Jeff SMITH	90.9	
17	1	Richard CANNON	118.4				28	Phil GLEW	90.9	
18	99	Glenn BELL	118.4				77	Jonathan RIDLEY-HOLLOWAY	90.9	
19	10	Árón SMITH	118.1				1	Richard CANNON	90.6	
20	29	Alex OSBORNE	118.1				44	Lea WOOD	90.6	
21	5	Chris RICE	117.9				2	Gavin PYPER	90.4	
22	2	Gavin PYPER	117.7				6	Alex DEW	90.4	
23	12	Carl BRADLEY	117.7				11	Paul RIVETT	90.4	
24	15	Jeff SMITH	117.7				24	Lee PATTISON	90.4	
25	11	Paul RIVETT	117.5				88	David DICKENSON	90.2	
26	6	Alex DEW	117.1				21	Jonathan SHEPHERD	90.1	
27	24	Lee PATTISON	117.1				5	Chris RICE	90.0	
28	66	Rob BOSTON	116.7				66	Rob BOSTON	89.2	

Weather / Track : Cloudy / Dry

www.tsl-timing.com

Thruxton
Circuit Length = 2.3560 miles
Start: 14:00 End: 14:37

Printed - 14.38 Saturday, 17 May 2008

ELF Renault Clio Cup

QUALIFYING ROUND 7 - BEST SECTORS

SECTOR 1			SECTOR 2			IDEAL / BEST COMPARISON						
POS	NO	NAME	TIME	NO	NAME	TIME	POS	NO	NAME	IDEAL	BEST	DIFF
1	4	WINROW	51.026	10	SMITH	32.699	1	4	WINROW	1:23.806	1:23.806	0.000
2	3	HUNTER	51.158	4	WINROW	32.780	2	3	HUNTER	1:24.090	1:24.276	0.186
3	9	MacDOWALL	51.228	43	PIERCE	32.797	3	10	SMITH	1:24.179	1:24.291	0.112
4	22	ROBINSON	51.365	28	GLEW	32.838	4	9	MacDOWALL	1:24.276	1:24.592	0.316
5	14	LANIK	51.366	3	HUNTER	32.932	5	28	GLEW	1:24.283	1:24.283	0.000
6	12	BRADLEY	51.384	17	SHEPHERD	32.972	6	43	PIERCE	1:24.386	1:24.477	0.091
7	7	LAW	51.393	14	LANIK	33.029	7	14	LANIK	1:24.395	1:24.541	0.146
8	11	RIVETT	51.398	9	MacDOWALL	33.048	8	12	BRADLEY	1:24.455	1:24.677	0.222
9	29	OSBORNE	51.436	2	PYPER	33.071	9	2	PYPER	1:24.537	1:24.693	0.156
10	28	GLEW	51.445	12	BRADLEY	33.071	10	17	SHEPHERD	1:24.630	1:24.630	0.000
11	2	PYPER	51.466	77	RIDLEY-HOLLOWAY	33.176	11	22	ROBINSON	1:24.635	1:24.635	0.000
12	10	SMITH	51.480	88	DICKENSON	33.191	12	11	RIVETT	1:24.685	1:24.821	0.136
13	20	TYLDSLEY	51.524	22	ROBINSON	33.270	13	7	LAW	1:24.736	1:25.041	0.305
14	27	ADCOCK	51.528	11	RIVETT	33.287	14	77	RIDLEY-HOLLOWAY	1:24.738	1:24.764	0.026
15	77	RIDLEY-HOLLOWAY	51.562	24	PATTISON	33.326	15	88	DICKENSON	1:24.858	1:24.889	0.031
16	43	PIERCE	51.589	46	GAFFNEY	33.332	16	27	ADCOCK	1:25.031	1:25.073	0.042
17	17	SHEPHERD	51.658	7	LAW	33.343	17	20	TYLDSLEY	1:25.109	1:25.133	0.024
18	88	DICKENSON	51.667	6	DEW	33.464	18	29	OSBORNE	1:25.110	1:25.118	0.008
19	99	BELL	51.699	27	ADCOCK	33.503	19	24	PATTISON	1:25.129	1:25.397	0.268
20	1	CANNON	51.758	99	BELL	33.544	20	46	GAFFNEY	1:25.146	1:25.174	0.028
21	6	DEW	51.778	20	TYLDSLEY	33.585	21	6	DEW	1:25.242	1:25.354	0.112
22	24	PATTISON	51.803	29	OSBORNE	33.674	22	99	BELL	1:25.243	1:25.465	0.222
23	46	GAFFNEY	51.814	15	SMITH	33.693	23	1	CANNON	1:25.481	1:25.482	0.001
24	15	SMITH	51.916	1	CANNON	33.723	24	15	SMITH	1:25.609	1:25.778	0.169
25	44	WOOD	51.965	44	WOOD	33.973	25	44	WOOD	1:25.938	1:25.938	0.000
26	66	BOSTON	52.314	21	SHEPHERD	34.309	26	66	BOSTON	1:26.776	1:26.776	0.000
27	21	SHEPHERD	52.497	5	RICE	34.388	27	21	SHEPHERD	1:26.806	1:26.961	0.155
28	5	RICE	52.604	66	BOSTON	34.462	28	5	RICE	1:26.992	1:26.992	0.000
									Perfect lap	1:23.725		

Weather / Track : Cloudy / Dry


www.tsl-timing.com

Thruxton
Circuit Length = 2.3560 miles
Start: 14:00 End: 14:37

Printed - 14.38 Saturday, 17 May 2008

ELF Renault Clio Cup

ROUND 7 - GRID - AMENDED

ROW 14	10	Árón SMITH	2	Gavin PYPER
ROW 13	21	1:26.961 Jonathan SHEPHERD	5	1:26.992 Chris RICE
ROW 12	44	1:25.938 Lea WOOD	66	1:26.776 Rob BOSTON
ROW 11	1	1:25.482 Richard CANNON	15	1:25.778 Jeff SMITH
ROW 10	24	1:25.397 Lee PATTISON	99	1:25.465 Glenn BELL
ROW 9	46	1:25.174 Robert GAFFNEY	6	1:25.354 Alex DEW
ROW 8	29	1:25.118 Alex OSBORNE	20	1:25.133 Stephen TYLDSLEY
ROW 7	7	1:25.041 Chris LAW	27	1:25.073 Nick ADCOCK
ROW 6	11	1:24.821 Paul RIVETT	88	1:24.889 David DICKENSON
ROW 5	12	1:24.677 Carl BRADLEY	77	1:24.764 Jonathan RIDLEY-HOLLOWAY
ROW 4	17	1:24.630 David SHEPHERD	22	1:24.635 Mike ROBINSON
ROW 3	14	1:24.541 Niki LANIK	9	1:24.592 Alex MacDOWALL
ROW 2	28	1:24.283 Phil GLEW	43	1:24.477 Derek PIERCE
ROW 1	4	1:23.806 Ben WINROW	3	1:24.276 Steven HUNTER
Pole				
				


Thruxton
Circuit Length = 2.3560 miles

Clerk of Course :

Timekeeper :

ELF Renault Clio Cup

ROUND 8 - GRID - AMENDED

ROW 14	10	Árón SMITH	2	Gavin PYPER
ROW 13	66	1:27.315 Rob BOSTON	5	1:33.398 Chris RICE
ROW 12	44	1:26.514 Lea WOOD	21	1:27.222 Jonathan SHEPHERD
ROW 11	1	1:25.727 Richard CANNON	15	1:26.108 Jeff SMITH
ROW 10	7	1:25.468 Chris LAW	99	1:25.477 Glenn BELL
ROW 9	24	1:25.427 Lee PATTISON	6	1:25.433 Alex DEW
ROW 8	27	1:25.353 Nick ADCOCK	29	1:25.405 Alex OSBORNE
ROW 7	88	1:25.235 David DICKENSON	46	1:25.351 Robert GAFFNEY
ROW 6	77	1:25.030 Jonathan RIDLEY-HOLLOWAY	20	1:25.146 Stephen TYLDSLEY
ROW 5	22	1:24.992 Mike ROBINSON	17	1:24.993 David SHEPHERD
ROW 4	12	1:24.764 Carl BRADLEY	11	1:24.889 Paul RIVETT
ROW 3	14	1:24.607 Niki LANIK	43	1:24.687 Derek PIERCE
ROW 2	28	1:24.420 Phil GLEW	9	1:24.597 Alex MacDOWALL
ROW 1	4	1:24.075 Ben WINROW	3	1:24.333 Steven HUNTER
Pole				
				

Thruxton
Circuit Length = 2.3560 miles

Clerk of Course :

Timekeeper :

ELF Renault Clio Cup

ROUND 7 - CLASSIFICATION

POS	NO	CL	NAME	NAT	ENTRY	LAPS	TIME	GAP	DIFF	MPH	BEST	ON
1	4		Ben WINROW	GBR	Team Pyro	15	23:13.634			91.28	1:24.547	8
2	3		Steven HUNTER	GBR	JHR Developments	15	23:16.597	2.963	2.963	91.09	1:24.287	8
3	9		Alex MacDOWALL	GBR	Total Control Racing	15	23:16.767	3.133	0.170	91.08	1:24.364	8
4	28		Phil GLEW	GBR	Full Speed Racing	15	23:17.072	3.438	0.305	91.06	1:24.435	7
5	11		Paul RIVETT	GBR	JHR Developments	15	23:18.156	4.522	1.084	90.99	1:24.754	13
6	14		Niki LANIK	AUT	Y4HR Miracle Drywash with SVE	15	23:18.674	5.040	0.518	90.96	1:24.423	9
7	17		David SHEPHERD	GBR	Amery Motorsport	15	23:23.668	10.034	4.994	90.63	1:25.124	8
8	22		Mike ROBINSON	GBR	Total Control Racing	15	23:24.247	10.613	0.579	90.59	1:25.128	7
9	77		Jonathan RIDLEY-HOLLOW	GBR	Total Control Racing	15	23:24.541	10.907	0.294	90.58	1:25.022	8
10	12		Carl BRADLEY	GBR	Coastal Racing	15	23:30.953	17.319	6.412	90.16	1:25.633	10
11	29		Alex OSBORNE	GBR	APO Sport	15	23:33.034	19.400	2.081	90.03	1:25.519	9
12	27		Nick ADCOCK	GBR	Total Control Racing	15	23:33.338	19.704	0.304	90.01	1:25.008	8
13	10		Árón SMITH	IRL	Mardi Gras Motorsport	15	23:33.636	20.002	0.298	89.99	1:24.752	8
14	44		Lea WOOD	GBR	Team Wood Racing	15	23:40.993	27.359	7.357	89.53	1:25.069	8
15	20		Stephen TYLDSLEY	GBR	Coastal Racing	15	23:41.325	27.691	0.332	89.51	1:25.276	8
16	2		Gavin PYPER	GBR	Mardi Gras Motorsport	15	23:41.570	27.936	0.245	89.49	1:25.277	8
17	88		David DICKENSON	IRL	Mardi Gras Motorsport	15	23:41.886	28.252	0.316	89.47	1:25.595	6
18	7		Chris LAW	GBR	Team Pyro	15	23:46.102	32.468	4.216	89.21	1:25.882	7
19	1		Richard CANNON	GBR	JHR Developments	15	23:49.291	35.657	3.189	89.01	1:25.513	7
20	66		Rob BOSTON	GBR	Double Six Racing	15	24:09.004	55.370	19.713	87.80	1:27.508	11
21	21		Jonathan SHEPHERD	GBR	Amery Motorsport	15	24:16.444	1:02.810	7.440	87.35	1:27.934	8
22	46		Robert GAFFNEY	GBR	EPS UK with Robertshaw Racing	14	23:31.878	1 lap	1 lap	84.10	1:25.055	8

NOT CLASSIFIED

<i>DNF</i>	24		Lee PATTISON	GBR	P9 Raceshop/Range Storage	13	20:55.696	2 laps	1 lap	87.80	1:25.127	5
<i>DNF</i>	43		Derek PIERCE	GBR	JD Pierce with Robertshaw Racing	5	9:02.694	10 laps	8 laps	78.14	1:25.528	5
<i>DNF</i>	6		Alex DEW	GBR	Solutions Racing with Dewsport	1	8:10.752	14 laps	4 laps	17.28		
<i>DNF</i>	5		Chris RICE	GBR	Team Pyro	0	2:20.781					
<i>DNF</i>	15		Jeff SMITH	GBR	Team Pyro	0	2:05.687					
<i>DNF</i>	99		Glenn BELL	GBR	Full Speed Racing	0						

FASTEST LAP

	3		Steven HUNTER	GBR	JHR Developments	8	1:24.287			100.62 mph	161.94 kph	
--	---	--	----------------------	-----	------------------	---	----------	--	--	------------	------------	--

Weather / Track : Cloudy / Dry

These results are provisional until the conclusion of any judicial and technical matters.

Thruxton
Circuit Length = 2.3560 miles
Start: 17:46 End: 18:10

Clerk of Course :		Timekeeper :	
-------------------	--	--------------	--

ELF Renault Clio Cup

ROUND 7 - SECTOR ANALYSIS

1	Richard CANNON JHR Deveopments										
1-		116.1	35.777	86.0	1:40.511	9 -	51.916	118.8	36.992	83.3	1:28.908
2-	1:19.057	75.7	51.555	49.5	2:10.612	10 -	54.139	114.9	34.813	90.4	1:28.952
3-	1:11.250	71.1	49.472	52.2	2:00.722	11 -	53.323	115.1	34.585	89.4	1:27.908
4-	1:09.967	81.0	41.387	90.3	1:51.354	12 -	54.011	117.1	34.803	90.3	1:28.814
5-	51.967	120.3	33.672	90.9	1:25.639	13 -	53.731	115.5	34.604	89.7	1:28.335
6-	52.852	119.2	34.373	88.3	1:27.225	14 -	53.647	114.3	35.101	90.7	1:28.748
7-	51.704	120.3	33.809	90.9	1:25.513	15 -	54.161	113.7	35.478	89.6	1:29.639
8-	52.900	117.9	33.511	90.1	1:26.411						
2	Gavin PYPER Mardi Gras Motorsport										
1-		114.1	33.696	89.4	1:42.777	9 -	51.579	117.7	36.025	89.8	1:27.604
2-	1:21.594	64.8	51.978	46.8	2:13.572	10 -	52.787	118.6	34.196	86.5	1:26.983
3-	1:10.569	81.3	51.251	50.5	2:01.820	11 -	52.339	117.7	34.020	89.5	1:26.359
4-	1:09.048	76.6	41.280	88.5	1:50.328	12 -	53.452	117.5	34.094	89.6	1:27.546
5-	53.427	116.1	34.594	89.2	1:28.021	13 -	52.054	117.1	33.537	90.7	1:25.591
6-	52.827	117.9	33.254	91.1	1:26.081	14 -	52.263	117.5	33.716	90.3	1:25.979
7-	52.160	117.5	33.497	90.2	1:25.657	15 -	53.582	116.1	34.393	88.9	1:27.975
8-	52.251	118.6	33.026	91.2	1:25.277						
3	Steven HUNTER JHR Deveopments										
1-		117.3	33.636	90.6	1:34.829	9 -	51.506	118.4	33.311	91.2	1:24.817
2-	1:15.291	71.0	50.966	64.8	2:06.257	10 -	51.485	117.9	33.561	89.8	1:25.046
3-	1:12.392	79.5	48.012	54.9	2:00.404	11 -	51.542	117.9	33.092	91.4	1:24.634
4-	1:13.219	80.7	42.978	89.5	1:56.197	12 -	51.552	117.5	33.806	86.9	1:25.358
5-	52.181	118.6	33.179	88.4	1:25.360	13 -	53.226	117.1	33.562	90.6	1:26.788
6-	52.277	118.4	33.194	90.4	1:25.471	14 -	52.164	117.5	33.634	88.7	1:25.798
7-	51.526	119.6	32.950	90.3	1:24.476	15 -	52.836	115.7	34.039	90.3	1:26.875
8-	51.230	118.8	33.057	90.8	1:24.287						
4	Ben WINROW Team Pyro										
1-		117.9	33.437	90.8	1:33.513	9 -	51.570	118.6	33.072	91.2	1:24.642
2-	1:15.099	77.0	49.727	76.2	2:04.826	10 -	51.517	117.7	33.173	91.2	1:24.690
3-	1:13.168	89.4	48.251	67.6	2:01.419	11 -	51.763	118.1	33.210	91.4	1:24.973
4-	1:13.189	81.5	43.541	90.8	1:56.730	12 -	51.660	119.0	33.310	91.1	1:24.970
5-	51.475	118.8	33.242	90.2	1:24.717	13 -	52.095	118.1	33.564	91.2	1:25.659
6-	51.453	119.2	33.207	91.3	1:24.660	14 -	52.127	117.7	33.849	90.4	1:25.976
7-	51.639	118.4	33.762	89.7	1:25.401	15 -	52.751	116.9	34.160	91.1	1:26.911
8-	51.592	118.4	32.955	91.2	1:24.547						
6	Alex DEW Solutions Racing with Dewsport										
1-	80.1		In		5:50.879P						
7	Chris LAW Team Pyro										
1-		117.7	35.497	79.0	1:39.883	9 -	59.474	64.6	37.170	85.4	1:36.644
2-	1:18.872	71.8	51.209	48.5	2:10.081	10 -	52.534	117.1	33.873	89.6	1:26.407
3-	1:11.669	71.4	49.309	51.1	2:00.978	11 -	52.530	117.1	34.024	90.0	1:26.554
4-	1:10.076	83.7	41.459	90.8	1:51.535	12 -	52.243	117.7	34.721	90.6	1:26.964
5-	52.224	119.0	33.881	90.3	1:26.105	13 -	52.861	118.1	33.855	90.8	1:26.716
6-	53.268	119.0	34.448	87.5	1:27.716	14 -	53.319	117.5	34.299	90.2	1:27.618
7-	52.270	119.0	33.612	91.1	1:25.882	15 -	52.860	116.5	34.073	90.6	1:26.933
8-	52.449	118.4	33.637	91.1	1:26.086						
9	Alex MacDOWALL Total Control Racing										
1-		119.4	33.808	90.4	1:35.267	9 -	51.393	119.4	33.356	91.9	1:24.749
2-	1:15.835	73.2	50.954	57.3	2:06.789	10 -	51.235	120.1	33.633	89.5	1:24.868
3-	1:12.367	72.5	48.011	62.6	2:00.378	11 -	51.738	118.6	33.090	91.3	1:24.828
4-	1:13.179	71.5	42.435	91.6	1:55.614	12 -	51.663	119.4	33.389	89.0	1:25.052
5-	52.613	118.8	33.277	90.9	1:25.890	13 -	53.430	118.6	33.479	89.6	1:26.909
6-	51.607	120.7	33.333	91.3	1:24.940	14 -	52.351	119.0	33.555	89.1	1:25.906
7-	51.430	121.4	33.072	89.2	1:24.502	15 -	52.821	118.1	33.890	90.7	1:26.711
8-	51.326	120.3	33.038	91.4	1:24.364						

Thruxton
Circuit Length = 2.3560 miles
Start: 17:46 End: 18:10

Weather / Track : Cloudy / Dry

ELF Renault Clio Cup

ROUND 7 - SECTOR ANALYSIS

10	Árón SMITH										Mardi Gras Motorsport				
1-		115.1		34.297	89.0	1:41.980	9-	53.645		36.744	90.6	1:30.389			
2-	1:21.223	64.2		51.865	45.9	2:13.088	10-	51.615	119.2	33.688	90.4	1:25.303			
3-	1:10.196	82.1		51.409	53.0	2:01.605	11-	52.170	116.9	33.140	90.6	1:25.310			
4-	1:08.949	74.1		41.362	86.4	1:50.311	12-	52.382	116.3	33.476	90.7	1:25.858			
5-	54.064	115.9		33.373	89.8	1:27.437	13-	52.136	116.9	33.218	90.4	1:25.354			
6-	52.325	115.9		33.305	90.2	1:25.630	14-	52.469	116.9	33.398	90.4	1:25.867			
7-	51.885	116.7		32.882	90.7	1:24.767	15-	52.415	117.1	33.570	91.1	1:25.985			
8-	51.826	117.7		32.926	90.8	1:24.752									
11	Paul RIVETT										JHR Developments				
1-		116.5		34.812	89.7	1:37.794	9-	52.017	117.7	33.403	90.8	1:25.420			
2-	1:17.835	70.3		49.945	51.9	2:07.780	10-	51.723	117.7	33.334	90.3	1:25.057			
3-	1:12.652	75.7		48.326	59.3	2:00.978	11-	51.572	117.7	33.294	90.3	1:24.866			
4-	1:11.293	68.3		42.223	90.8	1:53.516	12-	51.496	117.3	33.284	90.3	1:24.780			
5-	51.735	119.0		34.153	87.5	1:25.888	13-	51.561	118.4	33.193	91.1	1:24.754			
6-	51.923	119.0		33.220	90.3	1:25.143	14-	51.569	118.8	33.208	91.1	1:24.777			
7-	51.409	119.8		34.107	87.8	1:25.516	15-	52.616	113.7	34.166	90.6	1:26.782			
8-	51.753	118.6		33.352	90.3	1:25.105									
12	Carl BRADLEY										Coastal Racing				
1-		115.9		35.134	84.9	1:38.505	9-	52.041	117.3	33.685	90.4	1:25.726			
2-	1:18.332	68.0		50.309	48.9	2:08.641	10-	52.072	116.9	33.561	90.8	1:25.633			
3-	1:12.215	70.3		49.124	54.6	2:01.339	11-	52.159	116.3	33.802	90.7	1:25.961			
4-	1:10.405	72.8		41.999	91.4	1:52.404	12-	52.382	115.7	33.892	90.8	1:26.274			
5-	52.884	116.7		34.131	90.8	1:27.015	13-	52.290	116.1	33.729	91.2	1:26.019			
6-	52.655	117.3		33.609	90.8	1:26.264	14-	52.645	115.7	34.093	90.8	1:26.738			
7-	51.927	117.3		33.715	91.2	1:25.642	15-	53.917	113.7	35.225	90.4	1:29.142			
8-	52.055	116.5		33.595	91.1	1:25.650									
14	Niki LANIK										Y4HR Miracle Drywash with SVE				
1-		119.2		34.029	90.2	1:35.670	9-	51.371	120.1	33.052	91.3	1:24.423			
2-	1:16.603	72.6		50.326	64.7	2:06.929	10-	51.572	118.6	33.586	90.1	1:25.158			
3-	1:12.260	71.9		48.087	71.7	2:00.347	11-	51.420	119.4	33.041	91.8	1:24.461			
4-	1:13.060	69.8		42.572	90.3	1:55.632	12-	51.688	119.6	33.027	90.2	1:24.715			
5-	52.342	119.2		33.249	90.8	1:25.591	13-	53.796	119.4	33.595	91.6	1:27.391			
6-	51.687	120.5		33.248	89.1	1:24.935	14-	52.356	119.4	33.372	90.1	1:25.728			
7-	51.552	121.1		33.077	90.4	1:24.629	15-	53.500	114.1	34.646	90.0	1:28.146			
8-	51.873	119.8		33.046	91.2	1:24.919									
17	David SHEPHERD										Amery Motorsport				
1-		116.7		34.112	87.8	1:36.530	9-	51.863	121.1	33.491	91.7	1:25.354			
2-	1:16.294	65.5		50.485	63.8	2:06.779	10-	51.685	120.5	33.470	91.2	1:25.155			
3-	1:12.227	80.9		48.302	72.6	2:00.529	11-	51.883	120.3	33.600	91.6	1:25.483			
4-	1:12.784	67.6		42.104	91.1	1:54.888	12-	51.958	119.8	33.784	90.7	1:25.742			
5-	52.415	121.1		33.469	91.7	1:25.884	13-	52.413	118.4	33.726	91.4	1:26.139			
6-	52.359	120.7		33.376	91.2	1:25.735	14-	52.623	118.8	33.919	91.4	1:26.542			
7-	51.899	120.1		34.702	87.6	1:26.601	15-	52.848	117.9	34.335	90.8	1:27.183			
8-	51.639	121.6		33.485	91.3	1:25.124									
20	Stephen TYLDSLEY										Coastal Racing				
1-		115.7		35.185	86.8	1:47.775	9-	51.467	114.7	36.277	90.1	1:27.744			
2-	1:18.433	66.9		52.078	53.7	2:10.511	10-	52.298	119.4	33.307	91.6	1:25.605			
3-	1:10.483	93.3		50.734	52.3	2:01.217	11-	53.197	119.0	34.242	90.0	1:27.439			
4-	1:08.783	80.2		41.922	88.1	1:50.705	12-	53.487	118.8	34.247	90.7	1:27.734			
5-	52.546	119.6		34.014	91.2	1:26.560	13-	51.916	118.4	33.840	91.1	1:25.756			
6-	51.981	120.1		33.418	91.6	1:25.399	14-	52.220	117.9	33.704	91.2	1:25.924			
7-	52.074	120.1		33.603	91.2	1:25.677	15-	53.504	118.1	34.499	89.8	1:28.003			
8-	51.864	119.8		33.412	91.4	1:25.276									
21	Jonathan SHEPHERD										Amery Motorsport				
1-		115.5		34.832	87.2	1:44.291	9-	53.232	117.5	34.896	89.0	1:28.128			
2-	1:20.996	67.1		52.005	52.8	2:13.001	10-	54.930	116.9	35.335	86.3	1:30.265			

Thruxton
Circuit Length = 2.3560 miles
Start: 17:46 End: 18:10

Weather / Track : Cloudy / Dry

ELF Renault Clio Cup

ROUND 7 - SECTOR ANALYSIS

3-	1:10.303	81.6	51.225	49.9	2:01.528	11-	53.490	116.9	34.672	89.7	1:28.162
4-	1:08.958	74.2	43.346	79.3	1:52.304	12-	54.060	115.9	35.607	87.4	1:29.667
5-	56.338	113.7	35.970	89.4	1:32.308	13-	54.020	116.1	35.023	88.4	1:29.043
6-	54.429	116.1	35.260	89.6	1:29.689	14-	54.583	115.7	35.504	89.0	1:30.087
7-	53.367	116.5	34.899	90.2	1:28.266	15-	55.368	113.7	36.403	88.1	1:31.771
8-	53.040	117.1	34.894	88.9	1:27.934						
22	Mike ROBINSON Total Control Racing										
1-		116.9	34.917	88.0	1:37.244	9-	51.661	120.3	33.599	91.4	1:25.260
2-	1:17.230	74.7	50.179	58.4	2:07.409	10-	51.729	120.7	33.478	90.8	1:25.207
3-	1:13.194	77.0	47.709	62.8	2:00.903	11-	51.719	120.3	33.920	91.1	1:25.639
4-	1:11.993	69.2	41.972	91.8	1:53.965	12-	51.767	120.5	33.747	90.2	1:25.514
5-	52.105	120.9	34.411	88.5	1:26.516	13-	52.486	120.3	33.906	91.9	1:26.392
6-	52.606	120.3	33.315	91.3	1:25.921	14-	52.438	118.6	34.144	91.6	1:26.582
7-	51.138	121.1	33.990	89.2	1:25.128	15-	52.570	118.8	34.497	91.3	1:27.067
8-	51.862	120.9	33.638	91.4	1:25.500						
24	Lee PATTISON P9 Raceshop/Range Storage										
1-		116.1	34.635	88.5	1:39.252	8-	52.743	116.9	33.479	89.1	1:26.222
2-	1:18.023	66.1	50.486	50.2	2:08.509	9-	52.247	116.7	45.413	84.0	1:37.660
3-	1:12.068	70.5	49.191	53.9	2:01.259	10-	53.348	116.3	34.372	90.2	1:27.720
4-	1:10.247	74.6	42.260	90.0	1:52.507	11-	53.147	116.3	34.160	89.8	1:27.307
5-	52.593	118.1	32.534	91.4	1:25.127	12-	52.948	115.5	34.497	90.1	1:27.445
6-	54.342	118.4	34.511	88.7	1:28.853	13-	53.334	115.3	34.738	90.0	1:28.072
7-	52.116	118.6	33.647	90.2	1:25.763						
27	Nick ADCOCK Total Control Racing										
1-		113.6	35.977	85.6	1:40.662	9-	51.946	113.9	34.012	89.7	1:25.958
2-	1:20.600	71.1	51.625	47.4	2:12.225	10-	52.391	117.1	33.882	88.9	1:26.273
3-	1:10.850	72.2	50.069	50.3	2:00.919	11-	52.197	117.3	33.981	89.4	1:26.178
4-	1:09.798	74.8	42.875	87.4	1:52.673	12-	52.220	117.7	33.683	90.1	1:25.903
5-	54.695	115.7	34.154	90.7	1:28.849	13-	52.144	117.7	33.812	90.2	1:25.956
6-	51.958	118.6	33.671	90.9	1:25.629	14-	52.309	117.3	33.682	90.6	1:25.991
7-	51.632	119.2	33.551	90.6	1:25.183	15-	52.223	117.7	33.708	91.6	1:25.931
8-	51.578	119.0	33.430	90.8	1:25.008						
28	Phil GLEW Full Speed Racing										
1-		119.0	33.592	90.4	1:34.442	9-	51.587	119.2	33.210	91.4	1:24.797
2-	1:15.251	73.5	50.501	67.7	2:05.752	10-	51.470	120.1	33.299	90.3	1:24.769
3-	1:12.730	79.3	48.045	59.3	2:00.775	11-	51.626	119.2	33.200	91.3	1:24.826
4-	1:13.221	79.7	43.393	88.3	1:56.614	12-	51.660	119.6	34.333	85.4	1:25.993
5-	51.845	119.6	33.494	88.8	1:25.339	13-	53.506	118.6	33.568	90.8	1:27.074
6-	52.054	119.8	33.057	90.6	1:25.111	14-	52.356	119.6	33.439	90.6	1:25.795
7-	51.497	120.3	32.938	90.9	1:24.435	15-	52.936	117.1	33.854	90.4	1:26.790
8-	51.494	120.1	33.066	90.4	1:24.560						
29	Alex OSBORNE APO Sport										
1-		118.1	35.479	88.1	1:39.510	9-	51.808	118.8	33.711	90.3	1:25.519
2-	1:18.317	64.9	50.615	48.7	2:08.932	10-	52.006	119.0	33.746	90.2	1:25.752
3-	1:12.139	65.0	49.100	54.2	2:01.239	11-	51.969	117.7	33.815	90.1	1:25.784
4-	1:10.135	73.7	42.105	90.6	1:52.240	12-	52.107	116.7	34.103	89.7	1:26.210
5-	52.527	118.8	33.855	90.4	1:26.382	13-	52.858	116.9	34.181	90.1	1:27.039
6-	53.104	118.4	33.872	88.4	1:26.976	14-	53.152	117.3	34.734	90.0	1:27.886
7-	51.802	118.8	33.837	90.1	1:25.639	15-	53.604	117.1	34.691	90.1	1:28.295
8-	51.787	118.6	33.844	89.4	1:25.631						
43	Derek PIERCE JD Pierce with Robertshaw Racing										
1-		119.2	33.584	90.6	1:34.187	4-	1:13.226	84.0	43.660	88.4	1:56.886
2-	1:14.933	79.0	50.203	73.3	2:05.136	5-	51.980	120.7	33.548	90.1	1:25.528
3-	1:12.811	79.0	48.146	66.8	2:00.957						
44	Lea WOOD Team Wood Racing										
1-		117.3	35.824	88.7	1:40.853	9-	52.688	101.4	34.703	89.4	1:27.391
2-	1:20.879	70.8	51.766	48.5	2:12.645	10-	52.138	117.1	35.000	90.4	1:27.138

Thruxton
Circuit Length = 2.3560 miles
Start: 17:46 End: 18:10

Weather / Track : Cloudy / Dry

ELF Renault Clio Cup

ROUND 7 - SECTOR ANALYSIS

3-	1:10.809	72.0	49.969	56.7	2:00.778	11-	53.180	117.5	34.151	88.5	1:27.331
4-	1:09.845	70.5	42.613	88.7	1:52.458	12-	52.404	116.3	34.176	89.4	1:26.580
5-	54.599	116.5	34.297	90.1	1:28.896	13-	52.322	116.7	34.089	89.4	1:26.411
6-	51.970	118.4	33.805	90.1	1:25.775	14-	52.436	116.1	34.128	88.8	1:26.564
7-	51.657	117.9	33.485	90.0	1:25.142	15-	53.456	115.9	34.506	89.4	1:27.962
8-	51.604	118.8	33.465	90.0	1:25.069						
46	Robert GAFFNEY					EPS UK with Robertshaw Racing					
1-		116.7	34.122	90.9	1:42.419	8-	51.675	117.9	33.380	91.1	1:25.055
2-	1:21.323	65.0	51.686	47.4	2:13.009	9-	51.967	118.8	33.242	91.6	1:25.209
3-	1:10.632	87.4	51.287	51.7	2:01.919	10-	51.615	119.8	33.600	89.4	1:25.215
4-	1:09.072	79.6	In		2:59.419P	11-	52.029	119.2	34.833	89.4	1:26.862
5-	Out	118.4	35.620	91.2	1:29.680	12-	56.554	116.5	34.256	90.7	1:30.810
6-	51.996	118.6	33.540	90.3	1:25.536	13-	52.834	117.3	36.127	90.7	1:28.961
7-	54.768	117.9	33.554	90.9	1:28.322	14-	53.635	115.7	35.827	82.7	1:29.462
66	Rob BOSTON					Double Six Racing					
1-		110.0	38.822	71.7	1:50.491	9-	52.692	116.3	35.588	83.7	1:28.280
2-	1:20.282	109.3	51.247	44.0	2:11.529	10-	52.756	117.5	34.780	89.5	1:27.536
3-	1:07.749	103.4	51.791	55.6	1:59.540	11-	52.675	116.3	34.833	89.5	1:27.508
4-	1:07.934	90.4	41.891	87.3	1:49.825	12-	52.589	116.5	35.318	89.2	1:27.907
5-	55.020	115.3	36.559	87.7	1:31.579	13-	53.261	116.1	34.904	89.6	1:28.165
6-	53.119	116.9	35.681	88.3	1:28.800	14-	53.027	116.3	35.303	88.3	1:28.330
7-	52.674	116.9	35.371	88.3	1:28.045	15-	54.889	113.2	38.874	68.3	1:33.763
8-	52.728	116.5	34.978	88.7	1:27.706						
77	Jonathan RIDLEY-HOLLOWAY					Total Control Racing					
1-		117.3	35.324	89.7	1:38.072	9-	51.701	119.6	33.377	91.6	1:25.078
2-	1:18.117	74.4	50.197	51.0	2:08.314	10-	51.802	119.2	33.313	91.6	1:25.115
3-	1:12.420	76.6	48.848	52.8	2:01.268	11-	51.877	119.2	33.719	91.3	1:25.596
4-	1:10.810	69.9	42.195	90.3	1:53.005	12-	52.158	119.4	33.504	91.2	1:25.662
5-	52.092	119.0	33.636	90.7	1:25.728	13-	52.301	119.6	33.978	90.9	1:26.279
6-	53.058	119.2	33.384	91.2	1:26.442	14-	52.651	117.5	34.486	89.0	1:27.137
7-	51.774	119.0	33.544	90.4	1:25.318	15-	52.441	116.9	34.064	89.2	1:26.505
8-	51.595	119.0	33.427	91.3	1:25.022						
88	David DICKENSON					Mardi Gras Motorsport					
1-		115.3	36.740	85.6	1:40.562	9-	52.118	115.3	34.352	87.8	1:26.470
2-	1:19.719	76.2	51.948	51.2	2:11.667	10-	52.600	118.1	34.307	87.4	1:26.907
3-	1:10.782	67.3	49.995	54.7	2:00.777	11-	52.144	117.9	34.456	89.5	1:26.600
4-	1:09.543	79.6	43.853	85.3	1:53.396	12-	53.748	118.1	34.939	89.6	1:28.687
5-	55.346	116.7	34.608	89.5	1:29.954	13-	52.389	117.5	33.710	89.1	1:26.099
6-	51.791	118.1	33.804	89.2	1:25.595	14-	52.416	117.3	33.528	90.1	1:25.944
7-	51.806	116.7	34.019	88.4	1:25.825	15-	52.315	112.4	34.485	89.2	1:26.800
8-	53.086	117.9	33.517	89.6	1:26.603						

ELF Renault Clio Cup

ROUND 7 - SPEED TRAPS

SECTOR 1				SECTOR 2			FINISH LINE			
POS	NO	NAME	MPH	NO	NAME	MPH	NO	NAME	MPH	
1	17	David SHEPHERD	121.6				9	Alex MacDOWALL	91.9	
2	9	Alex MacDOWALL	121.4				22	Mike ROBINSON	91.9	
3	14	Niki LANIK	121.1				14	Niki LANIK	91.8	
4	22	Mike ROBINSON	121.1				17	David SHEPHERD	91.7	
5	43	Derek PIERCE	120.7				20	Stephen TYLDSLEY	91.6	
6	1	Richard CANNON	120.3				27	Nick ADCOCK	91.6	
7	28	Phil GLEW	120.3				46	Robert GAFFNEY	91.6	
8	20	Stephen TYLDSLEY	120.1				77	Jonathan RIDLEY-HOLLOWAY	91.6	
9	11	Paul RIVETT	119.8				3	Steven HUNTER	91.4	
10	46	Robert GAFFNEY	119.8				4	Ben WINROW	91.4	
11	3	Steven HUNTER	119.6				12	Carl BRADLEY	91.4	
12	77	Jonathan RIDLEY-HOLLOWAY	119.6				24	Lee PATTISON	91.4	
13	4	Ben WINROW	119.2				28	Phil GLEW	91.4	
14	10	Árón SMITH	119.2				2	Gavin PYPER	91.2	
15	27	Nick ADCOCK	119.2				7	Chris LAW	91.1	
16	7	Chris LAW	119.0				10	Árón SMITH	91.1	
17	29	Alex OSBORNE	119.0				11	Paul RIVETT	91.1	
18	44	Lea WOOD	118.8				1	Richard CANNON	90.9	
19	2	Gavin PYPER	118.6				29	Alex OSBORNE	90.6	
20	24	Lee PATTISON	118.6				43	Derek PIERCE	90.6	
21	88	David DICKENSON	118.1				44	Lea WOOD	90.4	
22	21	Jonathan SHEPHERD	117.5				21	Jonathan SHEPHERD	90.2	
23	66	Rob BOSTON	117.5				88	David DICKENSON	90.1	
24	12	Carl BRADLEY	117.3				66	Rob BOSTON	89.6	
25	6	Alex DEW	86.1				6	Alex DEW	46.5	

Weather / Track : Cloudy / Dry

www.tsl-timing.com

Thruxton
Circuit Length = 2.3560 miles
Start: 17:46 End: 18:10

Printed - 18.11 Saturday, 17 May 2008

ELF Renault Clio Cup

ROUND 7 - BEST SECTORS

SECTOR 1			SECTOR 2			IDEAL / BEST COMPARISON							
POS	NO	NAME	TIME	NO	NAME	TIME	POS	NO	NAME	IDEAL	BEST	DIFF	
1	22	ROBINSON	51.138	24	PATTISON	32.534	1	3	HUNTER	1:24.180	1:24.287	0.107	
2	3	HUNTER	51.230	10	SMITH	32.882	2	9	MacDOWALL	1:24.273	1:24.364	0.091	
3	9	MacDOWALL	51.235	28	GLEW	32.938	3	14	LANIK	1:24.398	1:24.423	0.025	
4	14	LANIK	51.371	3	HUNTER	32.950	4	4	WINROW	1:24.408	1:24.547	0.139	
5	11	RIVETT	51.409	4	WINROW	32.955	5	28	GLEW	1:24.408	1:24.435	0.027	
6	4	WINROW	51.453	2	PYPER	33.026	6	22	ROBINSON	1:24.453	1:25.128	0.675	
7	20	TYLDSLEY	51.467	14	LANIK	33.027	7	10	SMITH	1:24.497	1:24.752	0.255	
8	28	GLEW	51.470	9	MacDOWALL	33.038	8	11	RIVETT	1:24.602	1:24.754	0.152	
9	27	ADCOCK	51.578	11	RIVETT	33.193	9	2	PYPER	1:24.605	1:25.277	0.672	
10	2	PYPER	51.579	46	GAFFNEY	33.242	10	24	PATTISON	1:24.650	1:25.127	0.477	
11	77	RIDLEY-HOLLOWAY	51.595	20	TYLDSLEY	33.307	11	20	TYLDSLEY	1:24.774	1:25.276	0.502	
12	44	WOOD	51.604	77	RIDLEY-HOLLOWAY	33.313	12	46	GAFFNEY	1:24.857	1:25.055	0.198	
13	10	SMITH	51.615	22	ROBINSON	33.315	13	77	RIDLEY-HOLLOWAY	1:24.908	1:25.022	0.114	
14	46	GAFFNEY	51.615	17	SHEPHERD	33.376	14	27	ADCOCK	1:25.008	1:25.008	0.000	
15	17	SHEPHERD	51.639	27	ADCOCK	33.430	15	17	SHEPHERD	1:25.015	1:25.124	0.109	
16	1	CANNON	51.704	44	WOOD	33.465	16	44	WOOD	1:25.069	1:25.069	0.000	
17	29	OSBORNE	51.787	1	CANNON	33.511	17	1	CANNON	1:25.215	1:25.513	0.298	
18	88	DICKENSON	51.791	88	DICKENSON	33.517	18	88	DICKENSON	1:25.308	1:25.595	0.287	
19	12	BRADLEY	51.927	43	PIERCE	33.548	19	12	BRADLEY	1:25.488	1:25.633	0.145	
20	43	PIERCE	51.980	12	BRADLEY	33.561	20	29	OSBORNE	1:25.498	1:25.519	0.021	
21	24	PATTISON	52.116	7	LAW	33.612	21	43	PIERCE	1:25.528	1:25.528	0.000	
22	7	LAW	52.224	29	OSBORNE	33.711	22	7	LAW	1:25.836	1:25.882	0.046	
23	66	BOSTON	52.589	21	SHEPHERD	34.672	23	66	BOSTON	1:27.369	1:27.508	0.139	
24	21	SHEPHERD	53.040	66	BOSTON	34.780	24	21	SHEPHERD	1:27.712	1:27.934	0.222	
25	6	DEW	1:21.903	6	DEW	1:55.982	25	6	DEW	3:17.885			
										Perfect lap		1:23.672	

Weather / Track : Cloudy / Dry

www.tsl-timing.com

Thruxton
Circuit Length = 2.3560 miles
Start: 17:46 End: 18:10

Printed - 18.11 Saturday, 17 May 2008

ELF Renault Clio Cup

ROUND 7 - LAP CHART

Lap 1			Lap 2			Lap 3			Lap 4			Lap 5		
No	Behind	Laptime	No	Behind	Laptime	No	Behind	Laptime	No	Behind	Laptime	No	Behind	Laptime
4		1:33.513	4		2:04.826	4		2:01.419	4		1:56.730	4		1:24.717
43	0.674	1:34.187	43	0.984	2:05.136	43	0.522	2:00.957	43	0.678	1:56.886	43	1.489	1:25.528
28	0.929	1:34.442	28	1.855	2:05.752	28	1.211	2:00.775	28	1.095	1:56.614	28	1.717	1:25.339
3	1.316	1:34.829	3	2.747	2:06.257	3	1.732	2:00.404	3	1.199	1:56.197	3	1.842	1:25.360
9	1.754	1:35.267	9	3.717	2:06.789	9	2.676	2:00.378	9	1.560	1:55.614	9	2.733	1:25.890
14	2.157	1:35.670	14	4.260	2:06.929	14	3.188	2:00.347	14	2.090	1:55.632	14	2.964	1:25.591
17	3.017	1:36.530	17	4.970	2:06.779	17	4.080	2:00.529	17	2.238	1:54.888	17	3.405	1:25.884
22	3.731	1:37.244	22	6.314	2:07.409	22	5.798	2:00.903	22	3.033	1:53.965	11	4.751	1:25.888
11	4.281	1:37.794	11	7.235	2:07.780	11	6.794	2:00.978	11	3.580	1:53.516	22	4.832	1:26.516
77	4.559	1:38.072	77	8.047	2:08.314	77	7.896	2:01.268	77	4.171	1:53.005	77	5.182	1:25.728
12	4.992	1:38.505	12	8.807	2:08.641	12	8.727	2:01.339	12	4.401	1:52.404	24	5.449	1:25.127
24	5.739	1:39.252	24	9.422	2:08.509	24	9.262	2:01.259	24	5.039	1:52.507	12	6.699	1:27.015
29	5.997	1:39.510	29	10.103	2:08.932	29	9.923	2:01.239	29	5.433	1:52.240	29	7.098	1:26.382
7	6.370	1:39.883	7	11.625	2:10.081	6	2 LAPS	5:50.879	7	5.989	1:51.535	7	7.377	1:26.105
1	6.998	1:40.511	1	12.784	2:10.612	7	11.184	2:00.978	1	6.711	1:51.354	1	7.633	1:25.639
88	7.049	1:40.562	88	13.890	2:11.667	1	12.087	2:00.722	88	9.914	1:53.396	10	13.216	1:27.437
27	7.149	1:40.662	27	14.548	2:12.225	88	13.248	2:00.777	27	9.991	1:52.673	27	14.123	1:28.849
44	7.340	1:40.853	44	15.159	2:12.645	27	14.048	2:00.919	44	10.246	1:52.458	44	14.425	1:28.896
10	8.467	1:41.980	10	16.729	2:13.088	44	14.518	2:00.778	10	10.496	1:50.311	88	15.151	1:29.954
46	8.906	1:42.419	46	17.089	2:13.009	10	16.915	2:01.605	2	12.009	1:50.328	2	15.313	1:28.021
2	9.264	1:42.777	2	18.010	2:13.572	46	17.589	2:01.919	20	13.720	1:50.705	20	15.563	1:26.560
21	10.778	1:44.291	21	18.953	2:13.001	2	18.411	2:01.820	21	14.636	1:52.304	66	21.759	1:31.579
20	14.262	1:47.775	20	19.947	2:10.511	21	19.062	2:01.528	66	14.897	1:49.825	21	22.227	1:32.308
66	16.978	1:50.491	66	23.681	2:11.529	20	19.745	2:01.217	46	1:20.278	2:59.419			
						66	21.802	1:59.540						

ELF Renault Clio Cup

ROUND 7 - LAP CHART

Lap 6			Lap 7			Lap 8			Lap 9			Lap 10		
No	Behind	Laptime	No	Behind	Laptime	No	Behind	Laptime	No	Behind	Laptime	No	Behind	Laptime
4		1:24.660	4		1:25.401	4		1:24.547	4		1:24.642	4		1:24.690
46	1 LAP	1:29.680	46	1 LAP	1:25.536	28	1.215	1:24.560	28	1.370	1:24.797	28	1.449	1:24.769
28	2.168	1:25.111	28	1.202	1:24.435	3	1.468	1:24.287	3	1.643	1:24.817	3	1.999	1:25.046
3	2.653	1:25.471	3	1.728	1:24.476	9	1.931	1:24.364	9	2.038	1:24.749	9	2.216	1:24.868
9	3.013	1:24.940	9	2.114	1:24.502	14	2.839	1:24.919	14	2.620	1:24.423	14	3.088	1:25.158
14	3.239	1:24.935	14	2.467	1:24.629	46	1 LAP	1:28.322	46	1 LAP	1:25.055	46	1 LAP	1:25.209
17	4.480	1:25.735	11	5.349	1:25.516	11	5.907	1:25.105	11	6.685	1:25.420	11	7.052	1:25.057
11	5.234	1:25.143	17	5.680	1:26.601	17	6.257	1:25.124	17	6.969	1:25.354	17	7.434	1:25.155
22	6.093	1:25.921	22	5.820	1:25.128	22	6.773	1:25.500	22	7.391	1:25.260	22	7.908	1:25.207
77	6.964	1:26.442	77	6.881	1:25.318	77	7.356	1:25.022	77	7.792	1:25.078	77	8.217	1:25.115
12	8.303	1:26.264	12	8.544	1:25.642	12	9.647	1:25.650	12	10.731	1:25.726	12	11.674	1:25.633
29	9.414	1:26.976	29	9.652	1:25.639	29	10.736	1:25.631	29	11.613	1:25.519	29	12.675	1:25.752
24	9.642	1:28.853	24	10.004	1:25.763	24	11.679	1:26.222	1	16.440	1:28.908	27	18.234	1:26.273
1	10.198	1:27.225	1	10.310	1:25.513	1	12.174	1:26.411	27	16.651	1:25.958	10	20.117	1:25.303
7	10.433	1:27.716	7	10.914	1:25.882	7	12.453	1:26.086	44	18.552	1:27.391	1	20.702	1:28.952
10	14.186	1:25.630	10	13.552	1:24.767	10	13.757	1:24.752	10	19.504	1:30.389	44	21.000	1:27.138
27	15.092	1:25.629	27	14.874	1:25.183	27	15.335	1:25.008	88	20.394	1:26.470	20	21.324	1:25.605
44	15.540	1:25.775	44	15.281	1:25.142	44	15.803	1:25.069	20	20.409	1:27.744	88	22.611	1:26.907
88	16.086	1:25.595	88	16.510	1:25.825	20	17.307	1:25.276	2	20.682	1:27.604	2	22.975	1:26.983
20	16.302	1:25.399	20	16.578	1:25.677	2	17.720	1:25.277	7	24.455	1:36.644	7	26.172	1:26.407
2	16.734	1:26.081	2	16.990	1:25.657	88	18.566	1:26.603	24	24.697	1:37.660	24	27.727	1:27.720
66	25.899	1:28.800	66	28.543	1:28.045	66	31.702	1:27.706	66	35.340	1:28.280	66	38.186	1:27.536
21	27.256	1:29.689	21	30.121	1:28.266	21	33.508	1:27.934	21	36.994	1:28.128	21	42.569	1:30.265

ELF Renault Clio Cup

ROUND 7 - LAP CHART

Lap 11			Lap 12			Lap 13			Lap 14			Lap 15		
No	Behind	Laptime	No	Behind	Laptime	No	Behind	Laptime	No	Behind	Laptime	No	Behind	Laptime
4		1:24.973	4		1:24.970	4		1:25.659	4		1:25.976	4		1:26.911
28	1.302	1:24.826	3	2.048	1:25.358	3	3.177	1:26.788	3	2.999	1:25.798	3	2.963	1:26.875
3	1.660	1:24.634	9	2.153	1:25.052	9	3.403	1:26.909	9	3.333	1:25.906	9	3.133	1:26.711
9	2.071	1:24.828	14	2.321	1:24.715	28	3.740	1:27.074	28	3.559	1:25.795	28	3.438	1:26.790
14	2.576	1:24.461	28	2.325	1:25.993	14	4.053	1:27.391	14	3.805	1:25.728	11	4.522	1:26.782
46	1 LAP	1:25.215	11	6.755	1:24.780	11	5.850	1:24.754	11	4.651	1:24.777	14	5.040	1:28.146
11	6.945	1:24.866	46	1 LAP	1:26.862	17	9.196	1:26.139	17	9.762	1:26.542	17	10.034	1:27.183
17	7.944	1:25.483	17	8.716	1:25.742	22	9.851	1:26.392	22	10.457	1:26.582	22	10.613	1:27.067
22	8.574	1:25.639	22	9.118	1:25.514	77	10.152	1:26.279	77	11.313	1:27.137	77	10.907	1:26.505
77	8.840	1:25.596	77	9.532	1:25.662	46	1 LAP	1:30.810	12	15.088	1:26.738	12	17.319	1:29.142
12	12.662	1:25.961	12	13.966	1:26.274	12	14.326	1:26.019	46	1 LAP	1:28.961	46	1 LAP	1:29.462
29	13.486	1:25.784	29	14.726	1:26.210	29	16.106	1:27.039	29	18.016	1:27.886	29	19.400	1:28.295
27	19.439	1:26.178	27	20.372	1:25.903	27	20.669	1:25.956	27	20.684	1:25.991	27	19.704	1:25.931
10	20.454	1:25.310	10	21.342	1:25.858	10	21.037	1:25.354	10	20.928	1:25.867	10	20.002	1:25.985
44	23.358	1:27.331	44	24.968	1:26.580	44	25.720	1:26.411	44	26.308	1:26.564	44	27.359	1:27.962
1	23.637	1:27.908	20	26.554	1:27.734	20	26.651	1:25.756	20	26.599	1:25.924	20	27.691	1:28.003
20	23.790	1:27.439	2	26.937	1:27.546	2	26.869	1:25.591	2	26.872	1:25.979	2	27.936	1:27.975
88	24.238	1:26.600	1	27.481	1:28.814	88	28.395	1:26.099	88	28.363	1:25.944	88	28.252	1:26.800
2	24.361	1:26.359	88	27.955	1:28.687	1	30.157	1:28.335	7	32.446	1:27.618	7	32.468	1:26.933
7	27.753	1:26.554	7	29.747	1:26.964	7	30.804	1:26.716	1	32.929	1:28.748	1	35.657	1:29.639
24	30.061	1:27.307	24	32.536	1:27.445	24	34.949	1:28.072	66	48.518	1:28.330	66	55.370	1:33.763
66	40.721	1:27.508	66	43.658	1:27.907	66	46.164	1:28.165	21	57.950	1:30.087	21	1:02.810	1:31.771
21	45.758	1:28.162	21	50.455	1:29.667	21	53.839	1:29.043						

ELF Renault Clio Cup

ROUND 7 - POSITION CHART

No	Name	Laps															
		Pos	1	2	3	4	5	6	7	8	9	10	11	12	13	14	15
4	WINROW	1	4	4	4	4	4	4	4	4	4	4	4	4	4	4	4
43	PIERCE	2	43	43	43	43	43	28	28	28	28	28	28	3	3	3	3
28	GLEW	3	28	28	28	28	28	3	3	3	3	3	3	9	9	9	9
3	HUNTER	4	3	3	3	3	3	9	9	9	9	9	9	14	28	28	28
9	MacDOWALL	5	9	9	9	9	9	14	14	14	14	14	14	28	14	14	11
14	LANIK	6	14	14	14	14	14	17	11	11	11	11	11	11	11	11	14
17	SHEPHERD	7	17	17	17	17	17	11	17	17	17	17	17	17	17	17	17
22	ROBINSON	8	22	22	22	22	11	22	22	22	22	22	22	22	22	22	22
11	RIVETT	9	11	11	11	11	22	77	77	77	77	77	77	77	77	77	77
77	RIDLEY-HOLLOWAY	10	77	77	77	77	77	12	12	12	12	12	12	12	12	12	12
12	BRADLEY	11	12	12	12	12	24	29	29	29	29	29	29	29	29	29	29
24	PATTISON	12	24	24	24	24	12	24	24	24	1	27	27	27	27	27	27
29	OSBORNE	13	29	29	29	29	29	1	1	1	27	10	10	10	10	10	10
7	LAW	14	7	7	7	7	7	7	7	7	44	1	44	44	44	44	44
1	CANNON	15	1	1	1	1	1	10	10	10	10	44	1	20	20	20	20
88	DICKENSON	16	88	88	88	88	10	27	27	27	88	20	20	2	2	2	2
27	ADCOCK	17	27	27	27	27	44	44	44	44	20	88	88	1	88	88	88
44	WOOD	18	44	44	44	44	44	88	88	20	2	2	2	88	1	7	7
10	SMITH	19	10	10	10	10	88	20	20	2	7	7	7	7	7	1	1
46	GAFFNEY	20	46	46	46	2	2	2	2	88	24	24	24	24	24	66	66
2	PYPER	21	2	2	2	20	20	66	66	66	66	66	66	66	66	21	21
21	SHEPHERD	22	21	21	21	21	66	21	21	21	21	21	21	21	21	46	
20	TYLDSLEY	23	20	20	20	66	21	46	46	46	46	46	46	46	46		
66	BOSTON	24	66	66	66	46	46										
6	DEW	25	6														

ELF Renault Clio Cup

ROUND 8 - CLASSIFICATION - AMENDED

POS	NO	CL	NAME	NAT	ENTRY	LAPS	TIME	GAP	DIFF	MPH	BEST	ON
1	11		Paul RIVETT	GBR	JHR Developments	12	17:08.796			98.93	1:24.327	2
2	3		Mark HAZELL	GBR	JHR Developments	12	17:09.135	0.339	0.339	98.89	1:24.389	3
3	14		Niki LANIK	AUT	Y4HR Miracle Drywash with SVE	12	17:09.935	1.139	0.800	98.82	1:24.581	2
4	9		Alex MacDOWALL	GBR	Total Control Racing	12	17:10.802	2.006	0.867	98.73	1:24.221	3
5	12		Carl BRADLEY	GBR	Coastal Racing	12	17:14.720	5.924	3.918	98.36	1:24.527	3
6	17		David SHEPHERD	GBR	Amery Motorsport	12	17:17.499	8.703	2.779	98.10	1:25.197	4
7	28		Phil GLEW	GBR	Full Speed Racing	12	17:19.204	10.408	1.705	97.93	1:24.675	2
8	20		Stephen TYLDSLEY	GBR	Coastal Racing	12	17:19.590	10.794	0.386	97.90	1:24.993	4
9	99		Glenn BELL	GBR	Full Speed Racing	12	17:19.706	10.910	0.116	97.89	1:24.579	4
10	46		Robert GAFFNEY	GBR	EPS UK with Robertshaw Racing	12	17:20.341	11.545	0.635	97.83	1:25.183	3
11	88		David DICKENSON	IRL	Mardi Gras Motorsport	12	17:21.383	12.587	1.042	97.73	1:24.816	4
12	29		Alex OSBORNE	GBR	APO Sport	12	17:21.900	13.104	0.517	97.68	1:25.371	4
13	10		Árón SMITH	IRL	Mardi Gras Motorsport	12	17:24.972	16.176	3.072	97.39	1:25.538	4
14	2		Gavin PYPER	GBR	Mardi Gras Motorsport	12	17:25.269	16.473	0.297	97.37	1:25.211	8
15	44		Lea WOOD	GBR	Team Wood Racing	12	17:27.848	19.052	2.579	97.13	1:25.404	4
16	7		Chris LAW	GBR	Team Pyro	12	17:28.879	20.083	1.031	97.03	1:25.456	9
17	24		Lee PATTISON	GBR	P9 Raceshop/Range Storage	12	17:31.473	22.677	2.594	96.79	1:25.596	4
18	66		Rob BOSTON	GBR	Double Six Racing	12	17:32.696	23.900	1.223	96.68	1:25.111	5
19	6		Alex DEW	GBR	Solutions Racing with Dewsport	12	17:33.298	24.502	0.602	96.62	1:25.620	5
20	4		Ben WINROW	GBR	Team Pyro	12	17:34.028	25.232	0.730	96.56	1:24.240	2
21	27		Nick ADCOCK	GBR	Total Control Racing	12	17:38.839	30.043	4.811	96.12	1:26.127	3
22	1		Richard CANNON	GBR	JHR Deveopments	12	17:39.418	30.622	0.579	96.07	1:25.618	12
23	15		Neil WATERWORTH	GBR	Team Pyro	12	17:51.871	43.075	12.453	94.95	1:26.037	3
24	21		Jonathan SHEPHERD	GBR	Amery Motorsport	12	18:01.396	52.600	9.525	94.11	1:26.194	3
NOT CLASSIFIED												
DNF	77		Jonathan RIDLEY-HOLLOW	GBR	Total Control Racing	8	13:20.329	4 laps	4 laps	84.78	1:25.406	5
DNF	5		Chris RICE	GBR	Team Pyro	3	6:06.252	9 laps	5 laps	69.47	1:26.594	3
DNF	22		Mike ROBINSON	GBR	Total Control Racing	0						
DNF	43		Derek PIERCE	GBR	JD Pierce with Robertshaw Racing	0						
FASTEST LAP												
	9		Alex MacDOWALL	GBR	Total Control Racing	3	1:24.221			100.70 mph	162.07 kph	

Car 4 - Ben Winrow - 30 second penalty - G65(h) & CR4.2.5

Weather / Track : Sunny / Dry

These results are provisional until the conclusion of any judicial and technical matters.

Thruxton
Circuit Length = 2.3560 miles
Start: 13:23 End: 13:41

Clerk of Course :		Timekeeper :
-------------------	--	--------------

ELF Renault Clio Cup

ROUND 8 - SECTOR ANALYSIS

1	Richard CANNON				JHR Deveopments						
1-		118.1	34.142	89.4	1:39.628	7-	53.788	116.3	33.936	91.1	1:27.724
2-	58.986	116.7	34.202	90.1	1:33.188	8-	52.494	117.7	34.039	89.6	1:26.533
3-	52.124	118.4	33.604	90.8	1:25.728	9-	52.664	117.7	33.486	91.1	1:26.150
4-	52.056	118.6	34.702	87.5	1:26.758	10-	52.138	116.9	33.943	89.7	1:26.081
5-	53.308	117.3	34.040	90.8	1:27.348	11-	51.977	117.7	33.885	89.8	1:25.862
6-	53.181	116.3	35.619	89.5	1:28.800	12-	52.061	118.6	33.557	90.9	1:25.618
2	Gavin PYPER				Mardi Gras Motorsport						
1-		116.9	34.252	88.4	1:40.249	7-	51.737	118.6	33.511	89.0	1:25.248
2-	53.056	118.4	33.278	90.1	1:26.334	8-	51.661	119.4	33.550	91.3	1:25.211
3-	53.002	118.4	33.428	90.1	1:26.430	9-	52.117	118.1	33.640	90.7	1:25.757
4-	51.959	119.0	33.434	90.9	1:25.393	10-	52.485	116.5	33.705	90.9	1:26.190
5-	52.519	116.9	33.232	91.3	1:25.751	11-	52.411	116.1	34.188	89.6	1:26.599
6-	52.557	115.5	33.097	90.6	1:25.654	12-	52.555	116.3	33.898	90.7	1:26.453
3	Steven HUNTER				JHR Deveopments						
1-		117.7	33.135	90.8	1:32.454	7-	51.795	118.4	33.340	90.9	1:25.135
2-	51.553	117.9	33.698	91.1	1:25.251	8-	52.030	118.6	33.171	91.3	1:25.201
3-	51.498	119.4	32.891	90.9	1:24.389	9-	51.963	117.5	33.329	90.9	1:25.292
4-	51.583	117.9	34.084	90.8	1:25.667	10-	51.910	117.5	33.406	91.1	1:25.316
5-	51.771	118.1	33.096	91.4	1:24.867	11-	51.694	117.5	33.462	90.3	1:25.156
6-	51.770	118.8	33.338	90.9	1:25.108	12-	51.963	117.7	33.336	90.7	1:25.299
4	Ben WINROW				Team Pyro						
1-		119.0	32.976	90.8	1:30.844	7-	51.516	118.8	33.337	91.6	1:24.853
2-	51.300	119.0	32.940	91.3	1:24.240	8-	51.699	118.8	33.349	91.2	1:25.048
3-	51.381	118.6	32.933	91.6	1:24.314	9-	51.577	119.4	33.358	91.4	1:24.935
4-	51.523	119.0	33.282	91.4	1:24.805	10-	51.621	118.1	33.177	91.6	1:24.798
5-	51.595	119.2	33.077	90.9	1:24.672	11-	51.827	118.1	33.292	91.3	1:25.119
6-	51.576	118.6	33.318	91.2	1:24.894	12-	51.721	118.1	33.785	91.2	1:25.506
5	Chris RICE				Team Pyro						
1-		117.5	35.072	89.2	1:41.919	3-	52.267	118.4	34.327	88.4	1:26.594
2-	54.606	119.0	34.234	88.9	1:28.840						
6	Alex DEW				Solutions Racing with Dewsport						
1-		118.1	34.855	90.6	1:38.489	7-	53.706	117.3	34.174	87.6	1:27.880
2-	52.710	119.6	33.923	89.6	1:26.633	8-	54.272	119.8	34.221	87.7	1:28.493
3-	53.385	118.6	33.644	89.8	1:27.029	9-	53.466	117.5	33.857	90.9	1:27.323
4-	52.170	119.6	33.510	90.0	1:25.680	10-	52.790	116.9	33.856	90.6	1:26.646
5-	52.157	118.1	33.463	90.8	1:25.620	11-	52.232	117.9	33.688	91.3	1:25.920
6-	52.881	118.4	34.201	90.4	1:27.082	12-	52.478	118.1	34.025	90.7	1:26.503
7	Chris LAW				Team Pyro						
1-		117.5	35.026	87.7	1:39.440	7-	53.970	118.1	34.134	90.1	1:28.104
2-	52.668	119.4	33.738	90.6	1:26.406	8-	53.015	117.9	33.593	88.9	1:26.608
3-	53.510	118.1	33.654	89.4	1:27.164	9-	51.849	118.4	33.607	89.2	1:25.456
4-	52.710	119.8	33.512	91.3	1:26.222	10-	52.174	117.5	33.478	91.1	1:25.652
5-	52.039	118.4	33.729	90.9	1:25.768	11-	52.067	117.3	33.710	89.0	1:25.777
6-	52.438	115.1	33.557	90.9	1:25.995	12-	52.578	118.4	33.709	91.2	1:26.287
9	Alex MacDOWALL				Total Control Racing						
1-		119.4	33.365	92.1	1:33.461	7-	51.633	119.8	33.203	91.6	1:24.836
2-	51.683	120.7	33.077	91.7	1:24.760	8-	52.079	119.6	33.328	91.9	1:25.407
3-	51.270	121.4	32.951	90.7	1:24.221	9-	51.889	120.1	33.409	90.3	1:25.298
4-	51.714	119.4	34.262	91.1	1:25.976	10-	51.678	118.6	33.535	91.3	1:25.213
5-	51.414	119.8	33.491	89.6	1:24.905	11-	52.764	118.6	33.547	88.9	1:26.311
6-	51.592	119.2	33.350	91.9	1:24.942	12-	52.066	118.6	33.406	91.3	1:25.472
10	Árón SMITH				Mardi Gras Motorsport						
1-		116.5	33.850	89.8	1:38.078	7-	52.229	116.7	33.542	90.1	1:25.771
2-	52.723	117.7	34.187	85.8	1:26.910	8-	52.326	117.9	33.337	91.6	1:25.663

Thruxton
Circuit Length = 2.3560 miles
Start: 13:23 End: 13:41

Weather / Track : Sunny / Dry

ELF Renault Clio Cup

ROUND 8 - SECTOR ANALYSIS

3-	53.330	117.5	32.895	90.1	1:26.225	9-	52.285	116.7	33.480	90.6	1:25.765
4-	52.192	117.5	33.346	90.7	1:25.538	10-	52.624	115.5	33.616	90.8	1:26.240
5-	52.352	116.9	33.467	90.6	1:25.819	11-	52.594	115.9	34.040	90.1	1:26.634
6-	52.276	117.5	33.518	90.9	1:25.794	12-	52.790	115.7	33.745	91.1	1:26.535
11	Paul RIVETT					JHR Developments					
1-	118.1	33.104	90.7	1:33.008	7-	51.511	117.9	33.656	90.4	1:25.167	
2-	51.321	119.6	33.006	90.2	1:24.327	8-	51.744	118.1	33.389	90.3	1:25.133
3-	51.562	119.0	32.930	90.2	1:24.492	9-	51.751	117.7	33.504	90.0	1:25.255
4-	51.663	117.1	33.737	90.4	1:25.400	10-	51.641	117.3	33.453	90.3	1:25.094
5-	51.691	118.1	33.322	90.8	1:25.013	11-	51.767	117.1	33.711	90.3	1:25.478
6-	51.523	118.1	33.488	91.2	1:25.011	12-	51.766	116.9	33.652	90.6	1:25.418
12	Carl BRADLEY					Coastal Racing					
1-	116.7	33.413	90.7	1:33.844	7-	51.981	117.3	33.462	91.4	1:25.443	
2-	52.046	118.6	33.525	89.8	1:25.571	8-	52.007	118.1	33.441	90.6	1:25.448
3-	51.600	118.8	32.927	91.6	1:24.527	9-	52.215	117.1	33.420	90.8	1:25.635
4-	51.764	118.4	33.400	90.2	1:25.164	10-	52.000	116.9	33.482	90.8	1:25.482
5-	53.456	117.9	33.406	90.9	1:26.862	11-	52.030	117.1	33.522	91.2	1:25.552
6-	51.889	117.9	33.422	91.2	1:25.311	12-	52.047	116.7	33.834	90.8	1:25.881
14	Niki LANIK					Y4HR Miracle Drywash with SVE					
1-	119.0	33.005	90.9	1:32.103	7-	51.503	120.1	33.554	90.9	1:25.057	
2-	51.499	119.8	33.082	90.9	1:24.581	8-	52.035	119.6	33.044	90.8	1:25.079
3-	51.539	120.3	33.182	86.4	1:24.721	9-	52.876	120.7	33.664	90.3	1:26.540
4-	52.049	116.1	34.078	90.8	1:26.127	10-	51.580	119.6	33.470	91.4	1:25.050
5-	51.802	118.1	33.097	91.1	1:24.899	11-	52.240	117.5	33.425	90.4	1:25.665
6-	51.653	118.8	33.477	91.4	1:25.130	12-	51.813	118.6	33.170	91.1	1:24.983
15	Jeff SMITH					Team Pyro					
1-	118.1	36.151	89.7	1:40.828	7-	52.817	117.5	33.914	90.8	1:26.731	
2-	1:02.383	113.6	34.095	89.8	1:36.478	8-	52.107	118.6	34.105	88.3	1:26.212
3-	52.392	116.7	33.645	90.0	1:26.037	9-	52.528	117.7	34.623	88.4	1:27.151
4-	52.449	116.7	34.094	89.2	1:26.543	10-	53.296	112.8	34.093	90.1	1:27.389
5-	52.737	117.1	33.789	90.1	1:26.526	11-	54.719	91.4	36.776	89.6	1:31.495
6-	52.720	117.1	34.736	89.5	1:27.456	12-	53.783	114.1	35.242	83.2	1:29.025
17	David SHEPHERD					Amery Motorsport					
1-	117.3	34.053	91.2	1:34.774	7-	52.120	118.4	33.860	91.4	1:25.980	
2-	51.862	120.5	33.486	90.9	1:25.348	8-	52.150	119.4	33.334	91.3	1:25.484
3-	52.529	115.1	33.682	90.8	1:26.211	9-	52.091	119.2	33.477	90.7	1:25.568
4-	51.992	119.6	33.205	91.3	1:25.197	10-	52.518	119.0	33.549	90.7	1:26.067
5-	52.298	120.7	33.270	91.6	1:25.568	11-	52.071	118.6	33.547	91.4	1:25.618
6-	51.929	120.1	33.815	91.4	1:25.744	12-	52.131	118.8	33.809	91.4	1:25.940
20	Stephen TYLDSLEY					Coastal Racing					
1-	120.3	34.080	90.0	1:36.339	7-	52.344	120.5	33.891	90.0	1:26.235	
2-	53.093	119.8	33.315	90.9	1:26.408	8-	52.568	120.5	33.270	90.6	1:25.838
3-	51.726	120.5	33.324	92.3	1:25.050	9-	52.054	118.8	33.435	91.7	1:25.489
4-	51.697	121.1	33.296	91.3	1:24.993	10-	51.837	119.4	33.495	91.2	1:25.332
5-	52.280	120.3	33.537	91.3	1:25.817	11-	51.886	119.2	33.627	91.2	1:25.513
6-	52.105	120.9	33.308	92.3	1:25.413	12-	53.449	119.6	33.714	90.0	1:27.163
21	Jonathan SHEPHERD					Amery Motorsport					
1-	118.1	34.627	90.3	1:41.195	7-	53.208	116.3	34.866	90.4	1:28.074	
2-	55.130	118.6	34.036	89.8	1:29.166	8-	53.155	116.9	35.165	88.1	1:28.320
3-	52.476	119.8	33.718	90.2	1:26.194	9-	53.405	116.1	34.444	89.2	1:27.849
4-	52.510	119.6	44.747	86.7	1:37.257	10-	53.446	115.9	36.591	89.4	1:30.037
5-	54.009	117.3	34.620	90.2	1:28.629	11-	53.588	115.9	34.998	89.7	1:28.586
6-	53.075	117.7	34.440	89.8	1:27.515	12-	53.412	116.9	35.162	89.2	1:28.574
24	Lee PATTISON					P9 Raceshop/Range Storage					
1-	118.8	33.779	90.1	1:37.000	7-	53.611	117.9	33.608	89.7	1:27.219	
2-	53.326	118.4	34.683	84.3	1:28.009	8-	52.294	117.1	33.818	90.9	1:26.112

Thruxton
Circuit Length = 2.3560 miles
Start: 13:23 End: 13:41

Weather / Track : Sunny / Dry

ELF Renault Clio Cup

ROUND 8 - SECTOR ANALYSIS

3-	53.799	118.1	33.613	90.6	1:27.412	9-	52.238	117.1	33.718	90.3	1:25.956
4-	52.135	118.8	33.461	90.8	1:25.596	10-	52.415	116.7	33.604	90.6	1:26.019
5-	52.462	118.8	33.448	91.1	1:25.910	11-	52.392	116.9	35.614	84.8	1:28.006
6-	52.538	116.1	33.960	89.4	1:26.498	12-	53.655	117.1	34.081	90.8	1:27.736
27	Nick ADCOCK					Total Control Racing					
1-	118.1	33.923	90.0	1:36.656	7-	52.499	116.7	34.343	88.8	1:26.842	
2-	54.341	120.1	40.349	90.8	1:34.690	8-	52.400	116.7	34.529	88.7	1:26.929
3-	52.533	117.5	33.594	89.5	1:26.127	9-	52.270	116.7	33.896	89.0	1:26.166
4-	52.472	118.4	35.383	84.7	1:27.855	10-	52.338	116.1	34.115	88.5	1:26.453
5-	52.994	116.3	34.031	88.5	1:27.025	11-	52.162	117.3	33.999	88.2	1:26.161
6-	53.122	116.1	34.675	88.8	1:27.797	12-	52.194	117.5	33.944	88.9	1:26.138
28	Phil GLEW					Full Speed Racing					
1-	119.6	33.114	89.5	1:31.722	7-	52.096	119.0	33.744	90.9	1:25.840	
2-	51.654	119.6	33.021	90.6	1:24.675	8-	52.194	118.8	33.320	90.7	1:25.514
3-	51.617	119.8	33.234	87.8	1:24.851	9-	51.903	119.0	33.335	90.9	1:25.238
4-	52.277	114.9	35.460	89.7	1:27.737	10-	52.708	118.4	33.417	91.2	1:26.125
5-	55.550	119.8	33.852	87.6	1:29.402	11-	52.180	117.9	33.690	89.6	1:25.870
6-	51.869	119.6	33.302	91.3	1:25.171	12-	53.330	118.6	33.729	90.2	1:27.059
29	Alex OSBORNE					APO Sport					
1-	117.9	34.143	89.7	1:35.496	7-	51.806	119.6	33.775	90.7	1:25.581	
2-	52.470	119.4	33.835	89.6	1:26.305	8-	53.038	118.4	33.477	90.9	1:26.515
3-	51.975	117.1	33.467	89.8	1:25.442	9-	52.029	119.4	33.763	90.3	1:25.792
4-	51.999	118.8	33.372	90.4	1:25.371	10-	52.076	117.5	33.722	88.8	1:25.798
5-	52.047	118.8	33.956	89.0	1:26.003	11-	52.182	118.6	34.172	89.2	1:26.354
6-	52.619	119.2	33.564	90.2	1:26.183	12-	52.956	116.9	34.104	89.5	1:27.060
44	Lea WOOD					Team Wood Racing					
1-	117.9	34.483	88.3	1:40.248	7-	53.740	119.4	34.154	88.4	1:27.894	
2-	53.758	117.9	33.310	89.8	1:27.068	8-	52.549	115.9	33.453	90.8	1:26.002
3-	52.448	115.9	33.634	91.1	1:26.082	9-	52.094	117.7	33.424	89.7	1:25.518
4-	52.070	119.8	33.334	90.7	1:25.404	10-	52.586	115.5	33.597	90.8	1:26.183
5-	52.241	117.5	33.456	91.3	1:25.697	11-	52.112	117.7	33.456	89.0	1:25.568
6-	52.452	116.7	33.785	90.4	1:26.237	12-	52.416	117.5	33.531	90.6	1:25.947
46	Robert GAFFNEY					EPS UK with Robertshaw Racing					
1-	120.3	34.263	89.5	1:35.348	7-	52.750	119.2	34.050	89.2	1:26.800	
2-	52.427	119.8	33.614	90.1	1:26.041	8-	52.984	119.8	33.373	91.3	1:26.357
3-	51.994	117.9	33.189	91.1	1:25.183	9-	51.988	119.2	33.473	91.1	1:25.461
4-	52.107	119.6	33.306	90.9	1:25.413	10-	52.559	118.6	33.519	90.9	1:26.078
5-	52.191	120.3	33.196	90.9	1:25.387	11-	52.063	117.9	34.263	89.6	1:26.326
6-	52.084	119.2	33.862	90.4	1:25.946	12-	52.362	119.0	33.639	90.9	1:26.001
66	Rob BOSTON					Double Six Racing					
1-	121.1	34.724	85.9	1:39.466	7-	52.877	118.4	34.301	83.3	1:27.178	
2-	54.887	117.5	34.812	89.0	1:29.699	8-	53.335	119.6	34.521	85.9	1:27.856
3-	52.537	118.4	33.765	90.9	1:26.302	9-	52.483	119.2	33.947	91.1	1:26.430
4-	51.758	119.0	33.710	91.1	1:25.468	10-	52.460	110.7	34.235	90.9	1:26.695
5-	51.657	120.3	33.454	91.3	1:25.111	11-	52.227	113.6	34.166	91.1	1:26.393
6-	51.738	117.1	34.077	88.0	1:25.815	12-	52.359	119.4	33.924	88.5	1:26.283
77	Jonathan RIDLEY-HOLLOWAY					Total Control Racing					
1-	119.2	33.541	90.3	1:34.161	5-	51.885	118.8	33.521	91.6	1:25.406	
2-	52.318	119.6	33.359	89.4	1:25.677	6-	1:01.221	68.6	37.610	91.4	1:38.831
3-	56.625	85.1	35.323	91.3	1:31.948	7-	53.691	118.1	34.047	91.2	1:27.738
4-	52.339	119.2	33.392	91.2	1:25.731	8-	52.544	117.3	33.860	90.2	1:26.404
88	David DICKENSON					Mardi Gras Motorsport					
1-	117.9	34.297	87.6	1:36.212	7-	51.971	118.1	33.700	90.2	1:25.671	
2-	53.414	119.4	33.526	89.2	1:26.940	8-	52.576	117.5	33.442	89.4	1:26.018
3-	52.079	115.5	33.443	89.1	1:25.522	9-	52.310	118.1	33.297	90.4	1:25.607
4-	51.601	118.6	33.215	89.1	1:24.816	10-	52.292	115.9	33.595	89.8	1:25.887

Thruxton
Circuit Length = 2.3560 miles
Start: 13:23 End: 13:41

Weather / Track : Sunny / Dry

ELF Renault Clio Cup
ROUND 8 - SECTOR ANALYSIS

5 -	51.964	119.0	33.554	90.3	1:25.518	11 -	51.830	116.7	33.380	89.2	1:25.210
6 -	53.067	117.1	34.312	89.0	1:27.379	12 -	52.896	116.1	33.707	88.8	1:26.603
99	Glenn BELL					Full Speed Racing					
1 -		119.4	34.126	90.9	1:37.818	7 -	51.981	116.5	33.279	91.7	1:25.260
2 -	52.664	120.1	33.734	87.7	1:26.398	8 -	52.543	119.2	33.331	90.9	1:25.874
3 -	51.761	120.1	33.269	91.1	1:25.030	9 -	52.758	116.5	33.326	91.6	1:26.084
4 -	51.553	120.3	33.026	91.4	1:24.579	10 -	51.980	119.6	33.310	90.1	1:25.290
5 -	51.825	120.7	33.523	90.9	1:25.348	11 -	51.938	119.2	33.835	89.2	1:25.773
6 -	52.912	119.0	33.841	91.1	1:26.753	12 -	51.974	119.4	33.525	90.3	1:25.499

ELF Renault Clio Cup

ROUND 8 - SPEED TRAPS

SECTOR 1				SECTOR 2			FINISH LINE			
POS	NO	NAME	MPH	NO	NAME	MPH	NO	NAME	MPH	
1	9	Alex MacDOWALL	121.4				20	Stephen TYLDSLEY	92.3	
2	20	Stephen TYLDSLEY	121.1				9	Alex MacDOWALL	92.1	
3	66	Rob BOSTON	121.1				99	Glenn BELL	91.7	
4	14	Niki LANIK	120.7				4	Ben WINROW	91.6	
5	17	David SHEPHERD	120.7				10	Árón SMITH	91.6	
6	99	Glenn BELL	120.7				12	Carl BRADLEY	91.6	
7	46	Robert GAFFNEY	120.3				17	David SHEPHERD	91.6	
8	27	Nick ADCOCK	120.1				77	Jonathan RIDLEY-HOLLOWAY	91.6	
9	6	Alex DEW	119.8				3	Steven HUNTER	91.4	
10	7	Chris LAW	119.8				14	Niki LANIK	91.4	
11	21	Jonathan SHEPHERD	119.8				2	Gavin PYPER	91.3	
12	28	Phil GLEW	119.8				6	Alex DEW	91.3	
13	44	Lea WOOD	119.8				7	Chris LAW	91.3	
14	5	Chris RICE	119.6				28	Phil GLEW	91.3	
15	11	Paul RIVETT	119.6				44	Lea WOOD	91.3	
16	29	Alex OSBORNE	119.6				46	Robert GAFFNEY	91.3	
17	77	Jonathan RIDLEY-HOLLOWAY	119.6				66	Rob BOSTON	91.3	
18	2	Gavin PYPER	119.4				11	Paul RIVETT	91.2	
19	3	Steven HUNTER	119.4				1	Richard CANNON	91.1	
20	4	Ben WINROW	119.4				24	Lee PATTISON	91.1	
21	88	David DICKENSON	119.4				29	Alex OSBORNE	90.9	
22	12	Carl BRADLEY	118.8				15	Jeff SMITH	90.8	
23	24	Lee PATTISON	118.8				27	Nick ADCOCK	90.8	
24	1	Richard CANNON	118.6				21	Jonathan SHEPHERD	90.4	
25	15	Jeff SMITH	118.6				88	David DICKENSON	90.4	
26	10	Árón SMITH	117.9				5	Chris RICE	89.2	

Weather / Track : Sunny / Dry

www.tsl-timing.com

Thruxton
Circuit Length = 2.3560 miles
Start: 13:23 End: 13:41

Printed - 13.42 Sunday, 18 May 2008

ELF Renault Clio Cup

ROUND 8 - BEST SECTORS

SECTOR 1			SECTOR 2			IDEAL / BEST COMPARISON						
POS	NO	NAME	TIME	NO	NAME	TIME	POS	NO	NAME	IDEAL	BEST	DIFF
1	9	MacDOWALL	51.270	3	HUNTER	32.891	1	9	MacDOWALL	1:24.221	1:24.221	0.000
2	4	WINROW	51.300	10	SMITH	32.895	2	4	WINROW	1:24.233	1:24.240	0.007
3	11	RIVETT	51.321	12	BRADLEY	32.927	3	11	RIVETT	1:24.251	1:24.327	0.076
4	3	HUNTER	51.498	11	RIVETT	32.930	4	3	HUNTER	1:24.389	1:24.389	0.000
5	14	LANIK	51.499	4	WINROW	32.933	5	14	LANIK	1:24.504	1:24.581	0.077
6	99	BELL	51.553	9	MacDOWALL	32.951	6	12	BRADLEY	1:24.527	1:24.527	0.000
7	12	BRADLEY	51.600	14	LANIK	33.005	7	99	BELL	1:24.579	1:24.579	0.000
8	88	DICKENSON	51.601	28	GLEW	33.021	8	28	GLEW	1:24.638	1:24.675	0.037
9	28	GLEW	51.617	99	BELL	33.026	9	2	PYPER	1:24.758	1:25.211	0.453
10	66	BOSTON	51.657	2	PYPER	33.097	10	88	DICKENSON	1:24.816	1:24.816	0.000
11	2	PYPER	51.661	46	GAFFNEY	33.189	11	20	TYLDSLEY	1:24.967	1:24.993	0.026
12	20	TYLDSLEY	51.697	17	SHEPHERD	33.205	12	17	SHEPHERD	1:25.067	1:25.197	0.130
13	29	OSBORNE	51.806	88	DICKENSON	33.215	13	10	SMITH	1:25.087	1:25.538	0.451
14	7	LAW	51.849	20	TYLDSLEY	33.270	14	66	BOSTON	1:25.111	1:25.111	0.000
15	17	SHEPHERD	51.862	44	WOOD	33.310	15	46	GAFFNEY	1:25.177	1:25.183	0.006
16	77	RIDLEY-HOLLOWAY	51.885	77	RIDLEY-HOLLOWAY	33.359	16	29	OSBORNE	1:25.178	1:25.371	0.193
17	1	CANNON	51.977	29	OSBORNE	33.372	17	77	RIDLEY-HOLLOWAY	1:25.244	1:25.406	0.162
18	46	GAFFNEY	51.988	24	PATTISON	33.448	18	7	LAW	1:25.327	1:25.456	0.129
19	5	RICE	52.029	66	BOSTON	33.454	19	44	WOOD	1:25.380	1:25.404	0.024
20	44	WOOD	52.070	6	DEW	33.463	20	1	CANNON	1:25.463	1:25.618	0.155
21	15	SMITH	52.107	7	LAW	33.478	21	24	PATTISON	1:25.583	1:25.596	0.013
22	24	PATTISON	52.135	1	CANNON	33.486	22	6	DEW	1:25.620	1:25.620	0.000
23	6	DEW	52.157	27	ADCOCK	33.594	23	15	SMITH	1:25.752	1:26.037	0.285
24	27	ADCOCK	52.162	15	SMITH	33.645	24	27	ADCOCK	1:25.756	1:26.127	0.371
25	10	SMITH	52.192	21	SHEPHERD	33.718	25	21	SHEPHERD	1:26.194	1:26.194	0.000
26	21	SHEPHERD	52.476	5	RICE	34.234	26	5	RICE	1:26.263	1:26.594	0.331
									Perfect lap	1:24.161		

ELF Renault Clio Cup

ROUND 8 - LAP CHART

Lap 1			Lap 2			Lap 3			Lap 4			Lap 5		
No	Behind	Laptime	No	Behind	Laptime	No	Behind	Laptime	No	Behind	Laptime	No	Behind	Laptime
4		1:30.844	4		1:24.240	4		1:24.314	4		1:24.805	4		1:24.672
28	0.878	1:31.722	28	1.313	1:24.675	28	1.850	1:24.851	11	3.024	1:25.400	11	3.365	1:25.013
14	1.259	1:32.103	14	1.600	1:24.581	14	2.007	1:24.721	14	3.329	1:26.127	14	3.556	1:24.899
3	1.610	1:32.454	11	2.251	1:24.327	11	2.429	1:24.492	3	3.558	1:25.667	3	3.753	1:24.867
11	2.164	1:33.008	3	2.621	1:25.251	3	2.696	1:24.389	9	4.215	1:25.976	9	4.448	1:24.905
9	2.617	1:33.461	9	3.137	1:24.760	9	3.044	1:24.221	28	4.782	1:27.737	12	7.093	1:26.862
12	3.000	1:33.844	12	4.331	1:25.571	12	4.544	1:24.527	12	4.903	1:25.164	17	8.223	1:25.568
77	3.317	1:34.161	77	4.754	1:25.677	17	6.935	1:26.211	17	7.327	1:25.197	46	8.497	1:25.387
17	3.930	1:34.774	17	5.038	1:25.348	46	7.174	1:25.183	46	7.782	1:25.413	28	9.512	1:29.402
46	4.504	1:35.348	46	6.305	1:26.041	29	7.845	1:25.442	29	8.411	1:25.371	20	9.732	1:25.817
29	4.652	1:35.496	29	6.717	1:26.305	20	8.399	1:25.050	20	8.587	1:24.993	29	9.742	1:26.003
88	5.368	1:36.212	20	7.663	1:26.408	88	9.276	1:25.522	88	9.287	1:24.816	88	10.133	1:25.518
20	5.495	1:36.339	88	8.068	1:26.940	99	9.848	1:25.030	99	9.622	1:24.579	99	10.298	1:25.348
27	5.812	1:36.656	99	9.132	1:26.398	10	11.815	1:26.225	10	12.548	1:25.538	10	13.695	1:25.819
24	6.156	1:37.000	10	9.904	1:26.910	77	12.388	1:31.948	77	13.314	1:25.731	77	14.048	1:25.406
99	6.974	1:37.818	24	9.925	1:28.009	6	12.753	1:27.029	6	13.628	1:25.680	6	14.576	1:25.620
10	7.234	1:38.078	6	10.038	1:26.633	24	13.023	1:27.412	24	13.814	1:25.596	24	15.052	1:25.910
6	7.645	1:38.489	7	10.762	1:26.406	7	13.612	1:27.164	2	14.203	1:25.393	2	15.282	1:25.751
7	8.596	1:39.440	2	11.499	1:26.334	2	13.615	1:26.430	44	14.599	1:25.404	44	15.624	1:25.697
66	8.622	1:39.466	44	12.232	1:27.068	44	14.000	1:26.082	7	15.029	1:26.222	7	16.125	1:25.768
1	8.784	1:39.628	66	14.081	1:29.699	66	16.069	1:26.302	66	16.732	1:25.468	66	17.171	1:25.111
44	9.404	1:40.248	21	15.277	1:29.166	21	17.157	1:26.194	1	21.099	1:26.758	27	23.478	1:27.025
2	9.405	1:40.249	5	15.675	1:28.840	5	17.955	1:26.594	27	21.125	1:27.855	1	23.775	1:27.348
15	9.984	1:40.828	27	16.262	1:34.690	27	18.075	1:26.127	15	25.683	1:26.543	15	27.537	1:26.526
21	10.351	1:41.195	1	17.732	1:33.188	1	19.146	1:25.728	21	29.609	1:37.257	21	33.566	1:28.629
5	11.075	1:41.919	15	22.222	1:36.478	15	23.945	1:26.037						

ELF Renault Clio Cup

ROUND 8 - LAP CHART

Lap 6			Lap 7			Lap 8			Lap 9			Lap 10		
No	Behind	Laptime	No	Behind	Laptime	No	Behind	Laptime	No	Behind	Laptime	No	Behind	Laptime
4		1:24.894	4		1:24.853	4		1:25.048	4		1:24.935	4		1:24.798
11	3.482	1:25.011	11	3.796	1:25.167	11	3.881	1:25.133	11	4.201	1:25.255	11	4.497	1:25.094
14	3.792	1:25.130	14	3.996	1:25.057	14	4.027	1:25.079	3	4.759	1:25.292	3	5.277	1:25.316
3	3.967	1:25.108	3	4.249	1:25.135	3	4.402	1:25.201	9	5.201	1:25.298	9	5.616	1:25.213
9	4.496	1:24.942	9	4.479	1:24.836	9	4.838	1:25.407	14	5.632	1:26.540	14	5.884	1:25.050
12	7.510	1:25.311	12	8.100	1:25.443	12	8.500	1:25.448	12	9.200	1:25.635	12	9.884	1:25.482
17	9.073	1:25.744	17	10.200	1:25.980	17	10.636	1:25.484	17	11.269	1:25.568	17	12.538	1:26.067
46	9.549	1:25.946	28	10.776	1:25.840	28	11.242	1:25.514	28	11.545	1:25.238	28	12.872	1:26.125
28	9.789	1:25.171	46	11.496	1:26.800	20	12.423	1:25.838	20	12.977	1:25.489	20	13.511	1:25.332
20	10.251	1:25.413	20	11.633	1:26.235	46	12.805	1:26.357	46	13.331	1:25.461	46	14.611	1:26.078
29	11.031	1:26.183	29	11.759	1:25.581	29	13.226	1:26.515	29	14.083	1:25.792	99	15.031	1:25.290
99	12.157	1:26.753	99	12.564	1:25.260	99	13.390	1:25.874	99	14.539	1:26.084	29	15.083	1:25.798
88	12.618	1:27.379	88	13.436	1:25.671	88	14.406	1:26.018	88	15.078	1:25.607	88	16.167	1:25.887
10	14.595	1:25.794	10	15.513	1:25.771	10	16.128	1:25.663	10	16.958	1:25.765	10	18.400	1:26.240
2	16.042	1:25.654	2	16.437	1:25.248	2	16.600	1:25.211	2	17.422	1:25.757	2	18.814	1:26.190
24	16.656	1:26.498	24	19.022	1:27.219	24	20.086	1:26.112	24	21.107	1:25.956	24	22.328	1:26.019
6	16.764	1:27.082	6	19.791	1:27.880	44	20.962	1:26.002	44	21.545	1:25.518	44	22.930	1:26.183
44	16.967	1:26.237	44	20.008	1:27.894	7	22.037	1:26.608	7	22.558	1:25.456	7	23.412	1:25.652
7	17.226	1:25.995	66	20.417	1:27.178	66	23.225	1:27.856	66	24.720	1:26.430	66	26.617	1:26.695
66	18.092	1:25.815	7	20.477	1:28.104	6	23.236	1:28.493	6	25.624	1:27.323	6	27.472	1:26.646
27	26.381	1:27.797	27	28.370	1:26.842	27	30.251	1:26.929	27	31.482	1:26.166	27	33.137	1:26.453
1	27.681	1:28.800	1	30.552	1:27.724	1	32.037	1:26.533	1	33.252	1:26.150	1	34.535	1:26.081
77	27.985	1:38.831	77	30.870	1:27.738	77	32.226	1:26.404	15	35.357	1:27.151	15	37.948	1:27.389
15	30.099	1:27.456	15	31.977	1:26.731	15	33.141	1:26.212	21	45.594	1:27.849	21	50.833	1:30.037
21	36.187	1:27.515	21	39.408	1:28.074	21	42.680	1:28.320						

ELF Renault Clio Cup
ROUND 8 - LAP CHART

Lap 11			Lap 12		
No	Behind	Laptime	No	Behind	Laptime
4		1:25.119	4		1:25.506
11	4.856	1:25.478	11	4.768	1:25.418
3	5.314	1:25.156	3	5.107	1:25.299
14	6.430	1:25.665	14	5.907	1:24.983
9	6.808	1:26.311	9	6.774	1:25.472
12	10.317	1:25.552	12	10.692	1:25.881
17	13.037	1:25.618	17	13.471	1:25.940
28	13.623	1:25.870	28	15.176	1:27.059
20	13.905	1:25.513	20	15.562	1:27.163
99	15.685	1:25.773	99	15.678	1:25.499
46	15.818	1:26.326	46	16.313	1:26.001
88	16.258	1:25.210	88	17.355	1:26.603
29	16.318	1:26.354	29	17.872	1:27.060
10	19.915	1:26.634	10	20.944	1:26.535
2	20.294	1:26.599	2	21.241	1:26.453
44	23.379	1:25.568	44	23.820	1:25.947
7	24.070	1:25.777	7	24.851	1:26.287
24	25.215	1:28.006	24	27.445	1:27.736
66	27.891	1:26.393	66	28.668	1:26.283
6	28.273	1:25.920	6	29.270	1:26.503
27	34.179	1:26.161	27	34.811	1:26.138
1	35.278	1:25.862	1	35.390	1:25.618
15	44.324	1:31.495	15	47.843	1:29.025
21	54.300	1:28.586	21	57.368	1:28.574

ELF Renault Clio Cup

ROUND 8 - POSITION CHART

No	Name	Laps Pos	1	2	3	4	5	6	7	8	9	10	11	12
			4	WINROW	1	4	4	4	4	4	4	4	4	4
28	GLEW	2	28	28	28	11	11	11	11	11	11	11	11	11
14	LANIK	3	14	14	14	14	14	14	14	14	3	3	3	3
3	HUNTER	4	3	11	11	3	3	3	3	3	9	9	14	14
11	RIVETT	5	11	3	3	9	9	9	9	9	14	14	9	9
9	MacDOWALL	6	9	9	9	28	12	12	12	12	12	12	12	12
12	BRADLEY	7	12	12	12	12	17	17	17	17	17	17	17	17
77	RIDLEY-HOLLOWAY	8	77	77	17	17	46	46	28	28	28	28	28	28
17	SHEPHERD	9	17	17	46	46	28	28	46	20	20	20	20	20
46	GAFFNEY	10	46	46	29	29	20	20	20	46	46	46	99	99
29	OSBORNE	11	29	29	20	20	29	29	29	29	29	99	46	46
88	DICKENSON	12	88	20	88	88	88	99	99	99	99	29	88	88
20	TYLDSLEY	13	20	88	99	99	99	88	88	88	88	88	29	29
27	ADCOCK	14	27	99	10	10	10	10	10	10	10	10	10	10
24	PATTISON	15	24	10	77	77	77	2	2	2	2	2	2	2
99	BELL	16	99	24	6	6	6	24	24	24	24	24	44	44
10	SMITH	17	10	6	24	24	24	6	6	44	44	44	7	7
6	DEW	18	6	7	7	2	2	44	44	7	7	7	24	24
7	LAW	19	7	2	2	44	44	7	66	66	66	66	66	66
66	BOSTON	20	66	44	44	7	7	66	7	6	6	6	6	6
1	CANNON	21	1	66	66	66	66	27	27	27	27	27	27	27
44	WOOD	22	44	21	21	1	27	1	1	1	1	1	1	1
2	PYPER	23	2	5	5	27	1	77	77	77	15	15	15	15
15	SMITH	24	15	27	27	15	15	15	15	15	21	21	21	21
21	SHEPHERD	25	21	1	1	21	21	21	21	21				
5	RICE	26	5	15	15									