



PORSCHE CARRERA CUP GB CHAMPIONSHIP

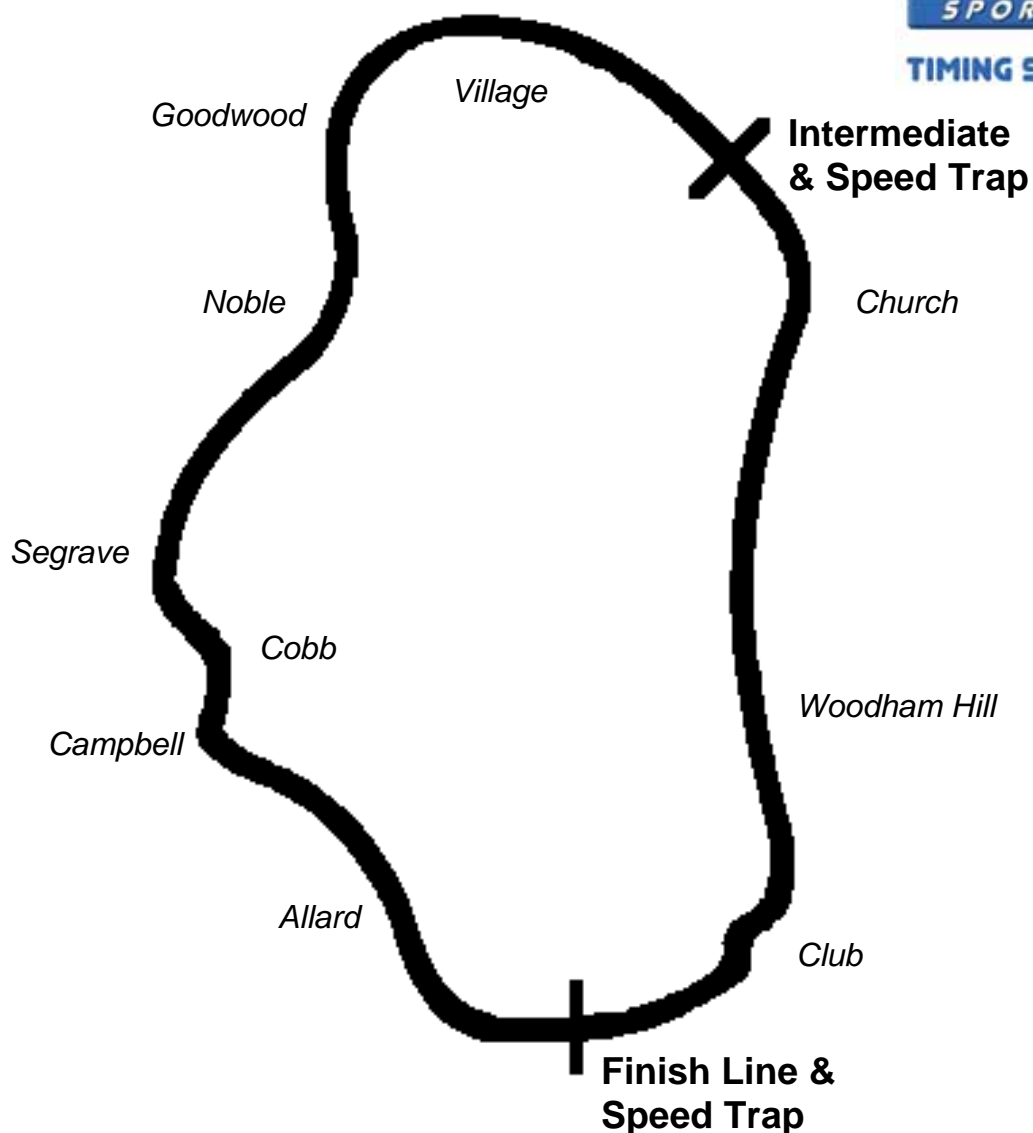
**Rounds 7 & 8
Thruxton**

17th / 18th May 2008



Results Provided by Timing Solutions Ltd
www.tsl-timing.com

THRUXTON



Circuit Length: 2.356 miles / 3791.6 metres
Intermediate: 2247 metres
Pit In: 3697 metres
Pit Out: 100 metres after Finish Line
Pit In – Pit Out: 219 metres, @ 60kph = 13.1 seconds, @ 80kph = 9.8 seconds

Porsche Carrera Cup Great Britain

QUALIFYING ROUND 7 - CLASSIFICATION

POS	NO	CL	NAME	NAT	ENTRY	TIME	ON	LAPS	GAP	DIFF	MPH
1	44	P	Michael CAINE	GBR	Team Parker Racing	1:14.167	9	10			114.35
2	5	P	Sam HANCOCK	GBR	Jota	1:14.491	10	13	0.324	0.324	113.86
3	2	P	Tim HARVEY	GBR	Red Line Racing	1:14.566	10	11	0.399	0.075	113.74
4	8	P	Tim BRIDGMAN	GBR	Team Parker Racing	1:14.817	5	16	0.650	0.251	113.36
5	6	P	Phil QUAIFFE	GBR	Jota	1:15.054	10	13	0.887	0.237	113.00
6	7	P	Charles BATEMAN	GBR	Team Parker Racing	1:15.530	14	15	1.363	0.476	112.29
7	60	P	Duncan TAPPY	GBR	Porsche Motorsport	1:15.546	14	22	1.379	0.016	112.27
8	15	A1	Nigel RICE	GBR	Red Line Racing	1:15.626	4	10	1.459	0.080	112.15
9	34	A1	Tony GILHAM	GBR	ReDesign Racing	1:18.518	18	18	4.351	2.892	108.02
10	45	A2	Matt BLYTH	GBR	Porsche Motorsport	1:19.022	12	19	4.855	0.504	107.33

Weather / Track : Cloudy / Dry

These results are provisional until the conclusion of any judicial and technical matters.

Thruxton
Circuit Length = 2.3560 miles
Start: 11:14 End: 11:45

Clerk of Course :

Timekeeper :

Porsche Carrera Cup Great Britain

QUALIFYING ROUND 7 - SECTOR ANALYSIS

2	Tim HARVEY Red Line Racing										
1-	Out	136.4	32.187	108.9	1:30.961	7-	47.909	137.5	30.328	111.7	1:18.237
2-	48.309	138.9	32.571	110.9	1:20.880	8-	50.506	122.2	33.560	111.8	1:24.066
3-	45.561	143.1	29.056	110.9	1:14.617	9-	45.785	141.3	29.107	111.5	1:14.892
4-	47.830	136.7	31.017	112.0	1:18.847	10-	45.619	141.9	28.947	110.6	1:14.566
5-	45.669	141.3	In		6:39.332P	11-	1:00.318	85.9	42.483	112.2	1:42.801
6-	Out	131.3	33.357	106.4	1:26.781						
5	Sam HANCOCK Jota										
1-	Out	99.7	40.686	101.4	1:43.952	8-	Out	104.9	40.922	93.3	1:43.043
2-	52.456	138.7	31.127	111.3	1:23.583	9-	54.605	136.4	30.925	110.4	1:25.530
3-	45.846	140.7	29.154	109.8	1:15.000	10-	45.351	141.3	29.140	108.8	1:14.491
4-	45.682	139.2	39.633	99.0	1:25.315	11-	45.640	140.4	29.177	108.9	1:14.817
5-	52.447	119.4	33.400	109.7	1:25.847	12-	45.656	140.4	29.222	109.3	1:14.878
6-	45.994	140.4	29.272	109.3	1:15.266	13-	58.137	103.4	36.476	110.0	1:34.613
7-	54.535	123.8	In		9:08.316P						
6	Phil QUAIFE Jota										
1-	Out	97.7	36.042	109.3	1:42.340	8-	50.122	140.1	30.451	109.5	1:20.573
2-	47.535	140.4	30.563	110.7	1:18.098	9-	46.060	141.0	29.678	110.7	1:15.738
3-	46.312	141.6	29.562	110.0	1:15.874	10-	45.619	140.7	29.435	110.2	1:15.054
4-	45.996	140.7	29.606	109.5	1:15.602	11-	48.053	116.3	31.916	109.5	1:19.969
5-	46.073	139.8	29.599	110.0	1:15.672	12-	46.181	139.5	29.814	110.0	1:15.995
6-	46.758	132.6	In		11:02.868P	13-	46.318	139.2	29.695	109.8	1:16.013
7-	Out	125.0	36.725	85.1	1:33.213						
7	Charles BATEMAN Team Parker Racing										
1-	Out	124.0	32.473	108.2	1:28.942	9-	46.941	136.4	29.678	109.1	1:16.619
2-	47.007	141.0	29.697	109.5	1:16.704	10-	46.364	138.4	29.894	108.6	1:16.258
3-	46.657	140.4	29.437	109.5	1:16.094	11-	47.585	140.4	In		4:34.062P
4-	46.288	140.4	29.557	108.8	1:15.845	12-	Out	140.1	30.353	108.4	1:20.937
5-	46.578	138.4	29.998	109.5	1:16.576	13-	46.157	140.7	29.539	109.5	1:15.696
6-	46.438	140.1	29.841	109.5	1:16.279	14-	46.119	138.9	29.411	109.8	1:15.530
7-	46.628	139.8	In		8:07.979P	15-	47.551	107.7	38.211	109.7	1:25.762
8-	Out	139.2	29.847	109.5	1:18.796						
8	Tim BRIDGMAN Team Parker Racing										
1-	Out	137.2	31.204	110.0	1:31.416	9-	46.009	140.1	30.374	108.1	1:16.383
2-	46.515	141.6	29.984	110.6	1:16.499	10-	47.929	137.2	30.486	109.7	1:18.415
3-	47.578	140.4	29.568	110.2	1:17.146	11-	48.067	136.4	In		5:06.403P
4-	45.773	140.1	29.234	110.4	1:15.007	12-	Out	138.1	30.796	109.5	1:21.500
5-	45.458	140.7	29.359	109.7	1:14.817	13-	45.980	141.9	29.436	110.0	1:15.416
6-	48.240	138.1	In		4:58.156P	14-	45.673	141.0	29.489	109.7	1:15.162
7-	Out	137.5	30.032	110.2	1:18.337	15-	45.508	141.3	29.338	110.4	1:14.846
8-	46.095	139.8	29.478	109.3	1:15.573	16-	45.740	139.8	29.645	109.5	1:15.385
15	Nigel RICE Red Line Racing										
1-	Out	138.9	31.657	109.3	1:29.357	6-	Out	139.8	30.846	109.8	1:23.190
2-	46.649	141.9	29.971	109.1	1:16.620	7-	46.800	142.2	29.445	109.7	1:16.245
3-	56.622	138.7	30.723	108.9	1:27.345	8-	46.000	140.7	29.834	109.3	1:15.834
4-	45.943	141.9	29.683	108.9	1:15.626	9-	58.368	134.8	31.003	110.6	1:29.371
5-	57.171	111.1	In		8:36.165P	10-	46.512	139.8	29.578	109.7	1:16.090
34	Tony GILHAM ReDesign Racing										
1-	Out	105.2	38.087	104.4	1:46.025	10-	50.844	136.7	32.590	108.6	1:23.434
2-	54.410	125.4	33.756	106.4	1:28.166	11-	48.410	136.7	30.822	109.5	1:19.232
3-	51.908	135.6	32.168	108.1	1:24.076	12-	47.801	138.1	30.776	108.9	1:18.577
4-	50.299	136.7	34.567	107.7	1:24.866	13-	47.703	138.1	31.016	108.2	1:18.719
5-	49.745	135.8	31.461	108.8	1:21.206	14-	47.964	138.9	In		3:14.284P
6-	49.448	134.5	31.682	108.6	1:21.130	15-	Out	130.6	33.354	107.2	1:29.224
7-	49.423	136.4	31.893	107.9	1:21.316	16-	50.205	136.7	31.450	109.1	1:21.655
8-	49.422	135.8	In		3:56.428P	17-	49.246	137.8	31.164	108.9	1:20.410
9-	Out	126.6	34.757	105.7	1:33.335	18-	47.729	138.4	30.789	109.1	1:18.518

Thruxton
Circuit Length = 2.3560 miles
Start: 11:14 End: 11:45

Weather / Track : Cloudy / Dry

Porsche Carrera Cup Great Britain
QUALIFYING ROUND 7 - SECTOR ANALYSIS

44		Michael CAINE		Team Parker Racing									
1 -	Out	100.6	37.510	99.1	1:43.210	6 -	59.980	84.5	In		6:33.064P		
2 -	50.182	125.2	36.157	110.7	1:26.339	7 -	Out	135.8	39.501	96.0	1:34.564		
3 -	47.614	128.3	32.119	110.2	1:19.733	8 -	58.543	137.2	32.492	110.4	1:31.035		
4 -	45.508	141.9	29.416	109.8	1:14.924	9 -	45.140	142.5	29.027	108.9	1:14.167		
5 -	45.534	141.0	29.210	108.8	1:14.744	10 -	45.223	141.6	29.224	109.5	1:14.447		
45		Matt BLYTH		Porsche Motorsport									
1 -	Out	127.1	35.425	103.1	1:36.725	11 -	48.472	138.7	30.675	108.4	1:19.147		
2 -	50.932	138.4	32.365	105.7	1:23.297	12 -	48.120	137.8	30.902	106.5	1:19.022		
3 -	49.434	138.4	31.405	104.4	1:20.839	13 -	48.757	135.6	31.398	106.4	1:20.155		
4 -	50.682	139.5	31.697	107.7	1:22.379	14 -	48.600	138.4	30.814	107.9	1:19.414		
5 -	50.829	137.0	31.581	105.5	1:22.410	15 -	50.679	124.7	32.405	95.3	1:23.084		
6 -	48.921	137.8	31.356	106.0	1:20.277	16 -	53.263	116.9	35.913	96.7	1:29.176		
7 -	49.177	137.5	31.389	102.5	1:20.566	17 -	49.300	136.7	31.093	107.2	1:20.393		
8 -	51.239	117.3	In		3:01.300P	18 -				107.7	1:20.166		
9 -	Out	135.6	31.634	106.4	1:25.246	19 -	48.997	137.5	31.007	107.0	1:20.004		
10 -	49.043	137.8	33.052	102.5	1:22.095								
60		Duncan TAPPY		Porsche Motorsport									
1 -	Out	126.6	34.873	107.5	1:36.622	12 -	Out	137.8	30.999	110.9	1:26.383		
2 -	50.156	140.1	33.101	110.2	1:23.257	13 -	46.110	141.0	29.725	111.3	1:15.835		
3 -	48.408	142.5	30.080	110.7	1:18.488	14 -	45.948	140.7	29.598	111.3	1:15.546		
4 -	46.272	142.2	30.031	110.7	1:16.303	15 -	46.158	141.0	29.547	110.9	1:15.705		
5 -	46.382	141.3	30.274	110.6	1:16.656	16 -	46.274	139.5	29.643	110.7	1:15.917		
6 -	46.847	140.1	30.267	110.4	1:17.114	17 -	46.326	140.7	29.528	110.4	1:15.854		
7 -	46.803	140.7	29.969	110.7	1:16.772	18 -	46.323	140.4	29.549	110.6	1:15.872		
8 -	46.792	138.9	29.965	110.2	1:16.757	19 -	55.206	113.9	31.179	111.1	1:26.385		
9 -	46.728	139.5	30.197	109.7	1:16.925	20 -	46.648	141.3	29.820	110.9	1:16.468		
10 -	46.940	138.9	30.069	109.8	1:17.009	21 -	46.559	141.0	29.647	110.9	1:16.206		
11 -	54.378	125.9	In		2:59.431P	22 -	55.780	107.7	33.151	89.8	1:28.931		

Porsche Carrera Cup Great Britain
QUALIFYING ROUND 7 - SPEED TRAPS


SECTOR 1				SECTOR 2			FINISH LINE		
POS	NO	NAME	MPH	NO	NAME	MPH	NO	NAME	MPH
1	2	Tim HARVEY	143.1				2	Tim HARVEY	112.2
2	44	Michael CAINE	142.5				5	Sam HANCOCK	111.3
3	60	Duncan TAPPY	142.5				60	Duncan TAPPY	111.3
4	15	Nigel RICE	142.2				6	Phil QUAIFFE	110.7
5	8	Tim BRIDGMAN	141.9				44	Michael CAINE	110.7
6	6	Phil QUAIFFE	141.6				8	Tim BRIDGMAN	110.6
7	5	Sam HANCOCK	141.3				15	Nigel RICE	110.6
8	7	Charles BATEMAN	141.0				7	Charles BATEMAN	109.8
9	45	Matt BLYTH	139.5				34	Tony GILHAM	109.5
10	34	Tony GILHAM	138.9				45	Matt BLYTH	108.4

Porsche Carrera Cup Great Britain
QUALIFYING ROUND 7 - BEST SECTORS

SECTOR 1			SECTOR 2			IDEAL / BEST COMPARISON						
POS	NO	NAME	TIME	NO	NAME	TIME	POS	NO	NAME	IDEAL	BEST	DIFF
1	45	BLYTH	-31.302	2	HARVEY	28.947	1	45	BLYTH	-00.627	1:19.022	1:19.649
2	44	CAINE	45.140	44	CAINE	29.027	2	44	CAINE	1:14.167	1:14.167	0.000
3	5	HANCOCK	45.351	5	HANCOCK	29.140	3	2	HARVEY	1:14.399	1:14.566	0.167
4	2	HARVEY	45.452	8	BRIDGMAN	29.234	4	5	HANCOCK	1:14.491	1:14.491	0.000
5	8	BRIDGMAN	45.458	7	BATEMAN	29.411	5	8	BRIDGMAN	1:14.692	1:14.817	0.125
6	6	QUAIFE	45.619	6	QUAIFE	29.435	6	6	QUAIFE	1:15.054	1:15.054	0.000
7	15	RICE	45.943	15	RICE	29.445	7	15	RICE	1:15.388	1:15.626	0.238
8	60	TAPPY	45.948	60	TAPPY	29.528	8	60	TAPPY	1:15.476	1:15.546	0.070
9	7	BATEMAN	46.119	45	BLYTH	30.675	9	7	BATEMAN	1:15.530	1:15.530	0.000
10	34	GILHAM	47.703	34	GILHAM	30.776	10	34	GILHAM	1:18.479	1:18.518	0.039
Perfect lap										-02.355		

Porsche Carrera Cup Great Britain

ROUND 7 - GRID

ROW 5	1:18.518 34 Tony GILHAM	1:19.022 45 Matt BLYTH
ROW 4	1:15.546 60 Duncan TAPPY	1:15.626 15 Nigel RICE
ROW 3	1:15.054 6 Phil QUAIFE	1:15.530 7 Charles BATEMAN
ROW 2	1:14.566 2 Tim HARVEY	1:14.817 8 Tim BRIDGMAN
ROW 1	1:14.167 44 Michael CAINE	1:14.491 5 Sam HANCOCK
Pole		
		


Thruxton
Circuit Length = 2.3560 miles

Clerk of Course :

Timekeeper :

Porsche Carrera Cup Great Britain

ROUND 8 - GRID

ROW 5	1:18.577 34 Tony GILHAM	1:19.147 45 Matt BLYTH
ROW 4	1:15.705 60 Duncan TAPPY	1:15.834 15 Nigel RICE
ROW 3	1:15.602 6 Phil QUAIFE	1:15.696 7 Charles BATEMAN
ROW 2	1:14.817 5 Sam HANCOCK	1:14.846 8 Tim BRIDGMAN
ROW 1	1:14.447 44 Michael CAINE	1:14.617 2 Tim HARVEY
Pole		
		

Thruxton
Circuit Length = 2.3560 miles

Clerk of Course :		Timekeeper :

Porsche Carrera Cup Great Britain

ROUND 7 - CLASSIFICATION

POS	NO	CL	NAME	NAT	ENTRY	LAPS	TIME	GAP	DIFF	MPH	BEST	ON
1	5	P	Sam HANCOCK	GBR	Jota	21	27:01.747			109.82	1:16.079	5
2	8	P	Tim BRIDGMAN	GBR	Team Parker Racing	21	27:04.379	2.632	2.632	109.64	1:16.456	5
3	2	P	Tim HARVEY	GBR	Red Line Racing	21	27:10.020	8.273	5.641	109.27	1:16.279	4
4	6	P	Phil QUAIFFE	GBR	Jota	21	27:10.650	8.903	0.630	109.22	1:16.454	6
5	44	P	Michael CAINE	GBR	Team Parker Racing	21	27:11.264	9.517	0.614	109.18	1:15.966	3
6	60	P	Duncan TAPPY	GBR	Porsche Motorsport	21	27:24.499	22.752	13.235	108.30	1:16.831	15
7	15	A1	Nigel RICE	GBR	Red Line Racing	21	27:29.842	28.095	5.343	107.95	1:16.983	5
8	34	A1	Tony GILHAM	GBR	ReDesign Racing	21	28:04.869	1:03.122	35.027	105.71	1:19.106	16
9	45	A2	Matt BLYTH	GBR	Porsche Motorsport	20	28:21.229	1 lap	1 lap	99.71	1:20.121	9

NOT CLASSIFIED

<i>DNF</i>	7	P	Charles BATEMAN	GBR	Team Parker Racing	18	23:16.566	3 laps	2 laps	109.31	1:16.407	6
------------	---	---	------------------------	-----	--------------------	----	-----------	---------------	--------	--------	----------	---

FASTEST LAP

44	P	Michael CAINE	GBR	Team Parker Racing	3	1:15.966	111.64 mph	179.68 kph
15	A1	Nigel RICE	GBR	Red Line Racing	5	1:16.983	110.17 mph	177.30 kph
45	A2	Matt BLYTH	GBR	Porsche Motorsport	9	1:20.121	105.85 mph	170.36 kph

Weather / Track : Cloudy / Dry

These results are provisional until the conclusion of any judicial and technical matters.

Thruxton
Circuit Length = 2.3560 miles
Start: 17:04 End: 17:32

Clerk of Course :	Timekeeper :
-------------------	--------------

Porsche Carrera Cup Great Britain

ROUND 7 - SECTOR ANALYSIS

2		Tim HARVEY				Red Line Racing						
1-		140.4		30.139	86.3	1:23.194	12-	47.413	139.5	29.891	110.6	1:17.304
2-	46.915	139.8		29.717	110.6	1:16.632	13-	47.230	141.0	29.900	110.4	1:17.130
3-	47.088	141.3		30.050	110.9	1:17.138	14-	47.138	139.5	30.011	110.4	1:17.149
4-	46.629	141.6		29.650	109.8	1:16.279	15-	47.070	140.4	29.922	110.6	1:16.992
5-	46.752	135.8		29.782	110.7	1:16.534	16-	47.133	139.2	30.122	110.0	1:17.255
6-	46.712	141.0		29.939	110.2	1:16.651	17-	47.161	140.4	29.957	110.9	1:17.118
7-	46.823	140.4		30.206	110.6	1:17.029	18-	46.897	140.1	30.060	109.8	1:16.957
8-	47.023	140.1		29.866	110.7	1:16.889	19-	47.413	139.5	30.020	110.0	1:17.433
9-	47.113	139.8		30.062	110.2	1:17.175	20-	47.588	138.7	30.751	108.9	1:18.339
10-	47.143	138.7		30.098	110.4	1:17.241	21-	48.636	133.2	33.508	95.7	1:22.144
11-	47.353	140.4		30.084	109.7	1:17.437						
5		Sam HANCOCK				Jota						
1-		138.7		30.021	108.8	1:22.626	12-	47.085	139.2	30.143	108.6	1:17.228
2-	46.690	138.1		29.895	107.9	1:16.585	13-	47.143	138.7	29.870	108.9	1:17.013
3-	46.559	140.1		29.680	109.3	1:16.239	14-	46.989	138.9	29.944	108.9	1:16.933
4-	46.607	138.9		29.740	109.5	1:16.347	15-	46.930	138.9	29.696	110.0	1:16.626
5-	46.383	139.8		29.696	109.3	1:16.079	16-	47.181	139.2	29.958	109.7	1:17.139
6-	46.733	138.7		29.823	108.8	1:16.556	17-	47.073	138.7	29.868	109.8	1:16.941
7-	47.000	139.5		29.803	108.9	1:16.803	18-	46.999	139.2	29.971	109.7	1:16.970
8-	46.636	139.5		29.793	108.8	1:16.429	19-	47.384	138.9	30.241	108.9	1:17.625
9-	47.018	139.5		30.637	109.1	1:17.655	20-	47.341	139.2	30.088	109.3	1:17.429
10-	47.002	138.7		30.234	109.1	1:17.236	21-	47.519	138.4	30.221	109.3	1:17.740
11-	47.000	138.9		30.548	108.1	1:17.548						
6		Phil QUAIFE				Jota						
1-		140.1		30.301	95.6	1:23.737	12-	47.137	140.1	30.373	107.4	1:17.510
2-	47.372	139.5		29.972	110.0	1:17.344	13-	47.512	139.5	30.062	109.8	1:17.574
3-	46.883	140.1		29.977	110.6	1:16.860	14-	47.032	139.5	30.125	110.4	1:17.157
4-	46.968	140.4		29.892	110.4	1:16.860	15-	47.616	139.2	30.095	109.3	1:17.711
5-	46.713	140.1		30.150	109.1	1:16.863	16-	47.386	139.2	29.960	110.6	1:17.346
6-	46.572	140.4		29.882	110.2	1:16.454	17-	47.277	139.5	30.221	109.5	1:17.498
7-	47.462	139.8		30.008	109.5	1:17.470	18-	47.194	139.5	30.535	109.3	1:17.729
8-	46.843	140.1		30.060	109.1	1:16.903	19-	47.320	139.2	31.387	108.1	1:18.707
9-	46.891	139.8		30.027	110.0	1:16.918	20-	47.764	138.4	30.429	109.5	1:18.193
10-	47.562	139.5		29.965	110.2	1:17.527	21-	47.396	139.5	30.081	110.2	1:17.477
11-	46.939	139.2		29.873	110.2	1:16.812						
7		Charles BATEMAN				Team Parker Racing						
1-		140.4		30.237	106.4	1:23.989	10-	47.584	139.5	30.070	108.4	1:17.654
2-	47.548	138.9		29.908	109.7	1:17.456	11-	46.712	139.8	29.942	109.7	1:16.654
3-	46.954	138.9		30.003	109.7	1:16.957	12-	47.612	137.8	30.155	108.1	1:17.767
4-	46.778	140.7		30.067	108.8	1:16.845	13-	47.485	138.4	30.276	109.1	1:17.761
5-	46.597	140.1		30.178	108.9	1:16.775	14-	46.895	140.7	29.758	110.0	1:16.653
6-	46.691	138.7		29.716	110.0	1:16.407	15-	47.560	139.5	30.132	108.6	1:17.692
7-	47.537	139.5		30.008	108.6	1:17.545	16-	47.426	138.1	30.153	109.3	1:17.579
8-	47.013	138.7		30.170	107.4	1:17.183	17-	47.296	137.5	29.968	109.8	1:17.264
9-	46.828	139.5		29.827	109.5	1:16.655	18-	47.283	139.2	30.447	109.3	1:17.730
8		Tim BRIDGMAN				Team Parker Racing						
1-		139.5		29.975	109.5	1:22.397	12-	47.329	138.7	30.113	108.8	1:17.442
2-	46.940	137.5		30.199	109.5	1:17.139	13-	47.047	138.9	29.964	109.1	1:17.011
3-	46.925	139.8		29.842	109.7	1:16.767	14-	46.968	138.4	29.880	109.5	1:16.848
4-	46.505	140.1		29.995	109.8	1:16.500	15-	46.927	138.9	30.186	108.9	1:17.113
5-	46.684	137.8		29.772	109.3	1:16.456	16-	47.049	138.9	29.975	109.3	1:17.024
6-	46.585	139.5		30.143	109.1	1:16.728	17-	47.009	138.9	30.314	109.3	1:17.323
7-	46.925	138.7		30.204	109.7	1:17.129	18-	47.219	138.7	29.978	109.1	1:17.197
8-	46.919	138.1		30.044	108.6	1:16.963	19-	46.924	138.7	30.032	109.5	1:16.956
9-	47.077	139.2		30.086	108.8	1:17.163	20-	47.112	138.9	30.221	108.4	1:17.333
10-	47.055	138.9		30.177	109.1	1:17.232	21-	47.370	138.7	31.075	106.5	1:18.445
11-	47.325	139.8		29.888	109.1	1:17.213						

Thruxton
Circuit Length = 2.3560 miles
Start: 17:04 End: 17:32

Weather / Track : Cloudy / Dry

Porsche Carrera Cup Great Britain

ROUND 7 - SECTOR ANALYSIS

15		Nigel RICE				Red Line Racing						
1 -		139.8		30.255	108.4	1:24.539	12 -	50.776	137.5	30.521	108.2	1:21.297
2 -	47.486	140.1		30.127	108.9	1:17.613	13 -	47.824	138.7	30.409	108.2	1:18.233
3 -	46.869	141.0		30.198	108.9	1:17.067	14 -	47.780	138.9	30.388	108.9	1:18.168
4 -	47.262	140.4		29.974	108.9	1:17.236	15 -	47.663	137.8	30.443	109.1	1:18.106
5 -	47.045	139.2		29.938	108.6	1:16.983	16 -	48.036	138.1	30.424	108.4	1:18.460
6 -	47.109	138.4		30.020	108.6	1:17.129	17 -	48.095	138.7	30.759	108.9	1:18.854
7 -	47.398	138.7		29.925	107.9	1:17.323	18 -	47.884	137.8	30.729	108.9	1:18.613
8 -	47.352	138.9		30.309	108.2	1:17.661	19 -	48.493	137.2	31.176	108.1	1:19.669
9 -	47.460	139.2		30.038	107.4	1:17.498	20 -	48.157	137.5	30.568	108.9	1:18.725
10 -	47.426	139.5		30.560	108.1	1:17.986	21 -	48.686	137.2	31.363	96.1	1:20.049
11 -	48.035	138.7		30.598	107.5	1:18.633						
34		Tony GILHAM				ReDesign Racing						
1 -		137.0		31.497	108.1	1:27.037	12 -	49.208	135.6	31.423	108.8	1:20.631
2 -	48.216	137.8		31.170	107.4	1:19.386	13 -	49.190	136.1	31.271	108.8	1:20.461
3 -	48.052	137.2		31.197	108.6	1:19.249	14 -	49.074	136.1	30.995	107.7	1:20.069
4 -	48.289	137.2		30.993	108.8	1:19.282	15 -	48.467	136.7	30.924	108.9	1:19.391
5 -	48.511	136.4		31.329	108.8	1:19.840	16 -	48.330	137.5	30.776	108.6	1:19.106
6 -	48.942	134.2		31.390	108.2	1:20.332	17 -	48.491	135.6	31.094	108.2	1:19.585
7 -	49.250	135.3		31.283	108.4	1:20.533	18 -	48.358	136.1	31.049	108.9	1:19.407
8 -	48.849	137.0		31.922	107.9	1:20.771	19 -	48.065	137.5	31.412	108.2	1:19.477
9 -	49.155	135.3		31.794	108.2	1:20.949	20 -	48.380	137.2	30.980	108.1	1:19.360
10 -	49.149	135.8		31.158	108.6	1:20.307	21 -	48.328	137.2	30.778	109.3	1:19.106
11 -	48.907	136.1		31.683	108.2	1:20.590						
44		Michael CAINE				Team Parker Racing						
1 -		139.8		30.324	58.7	1:21.915	12 -	48.119	138.9	29.956	108.9	1:18.075
2 -	53.451	140.7		30.252	107.5	1:23.703	13 -	46.936	139.2	29.920	109.1	1:16.856
3 -	46.163	141.0		29.803	108.9	1:15.966	14 -	47.079	139.5	29.774	109.7	1:16.853
4 -	46.309	139.8		29.781	108.8	1:16.090	15 -	46.994	139.2	29.691	109.1	1:16.685
5 -	46.762	139.2		29.799	109.3	1:16.561	16 -	46.709	139.5	29.936	109.5	1:16.645
6 -	47.285	141.0		30.481	108.4	1:17.766	17 -	46.659	140.4	29.938	109.3	1:16.597
7 -	46.984	139.8		30.109	107.9	1:17.093	18 -	46.484	140.1	29.994	109.1	1:16.478
8 -	46.974	139.8		30.500	107.2	1:17.474	19 -	46.826	140.4	30.559	108.9	1:17.385
9 -	46.923	139.8		30.028	108.8	1:16.951	20 -	47.846	138.9	30.365	109.3	1:18.211
10 -	47.445	139.5		30.305	109.1	1:17.750	21 -	47.544	139.2	30.178	108.8	1:17.722
11 -	48.121	137.5		30.367	109.5	1:18.488						
45		Matt BLYTH				Porsche Motorsport						
1 -		137.8		31.873	104.5	1:28.346	11 -	49.250	137.8	31.551	107.9	1:20.801
2 -	49.077	137.8		31.626	100.6	1:20.703	12 -	49.975	137.5	31.320	107.9	1:21.295
3 -	49.045	136.1		31.937	106.2	1:20.982	13 -	49.829	137.0	31.201	107.7	1:21.030
4 -	49.173	136.1		31.530	107.4	1:20.703	14 -	49.567	136.4	31.724	107.0	1:21.291
5 -	49.651	136.4		31.247	107.2	1:20.898	15 -	49.768	135.8	31.810	106.2	1:21.578
6 -	49.846	136.7		31.246	108.6	1:21.092	16 -	49.827	137.2	31.298	106.9	1:21.125
7 -	49.196	137.5		31.251	107.9	1:20.447	17 -	50.045	136.7	31.766	107.0	1:21.811
8 -	49.499	138.9		31.078	107.5	1:20.577	18 -	50.147	136.1	1:35.836	93.2	2:25.983
9 -	49.109	137.8		31.012	107.2	1:20.121	19 -	54.440	131.1	32.793	105.7	1:27.233
10 -	49.603	137.5		31.406	107.7	1:21.009	20 -	51.813	132.4	32.391	91.8	1:24.204
60		Duncan TAPPY				Porsche Motorsport						
1 -		141.6		30.398	108.8	1:24.930	12 -	49.060	138.7	30.045	109.7	1:19.105
2 -	47.399	140.7		30.100	110.7	1:17.499	13 -	47.260	139.2	29.992	110.4	1:17.252
3 -	46.948	141.0		30.072	109.8	1:17.020	14 -	47.097	139.8	29.994	110.4	1:17.091
4 -	47.268	141.9		29.880	110.0	1:17.148	15 -	46.934	139.8	29.897	110.4	1:16.831
5 -	47.098	141.6		30.047	109.3	1:17.145	16 -	48.178	134.8	30.858	110.2	1:19.036
6 -	47.514	139.5		30.907	109.7	1:18.421	17 -	47.535	138.4	30.370	110.2	1:17.905
7 -	47.466	139.5		30.152	109.7	1:17.618	18 -	47.648	138.7	30.189	110.2	1:17.837
8 -	47.191	140.4		30.213	110.2	1:17.404	19 -	47.793	138.9	30.842	109.7	1:18.635
9 -	47.132	139.8		29.996	110.2	1:17.128	20 -	47.961	138.9	31.107	109.7	1:19.068
10 -	47.262	140.4		31.053	109.7	1:18.315	21 -	48.915	137.8	32.183	94.4	1:21.098
11 -	47.702	139.2		30.311	109.8	1:18.013						

Thruxton
Circuit Length = 2.3560 miles
Start: 17:04 End: 17:32

Weather / Track : Cloudy / Dry

Porsche Carrera Cup Great Britain
ROUND 7 - SPEED TRAPS

SECTOR 1				SECTOR 2			FINISH LINE		
POS	NO	NAME	MPH	NO	NAME	MPH	NO	NAME	MPH
1	60	Duncan TAPPY	141.9				2	Tim HARVEY	110.9
2	2	Tim HARVEY	141.6				60	Duncan TAPPY	110.7
3	15	Nigel RICE	141.0				6	Phil QUAIFFE	110.6
4	44	Michael CAINE	141.0				5	Sam HANCOCK	110.0
5	7	Charles BATEMAN	140.7				7	Charles BATEMAN	110.0
6	6	Phil QUAIFFE	140.4				8	Tim BRIDGMAN	109.8
7	5	Sam HANCOCK	140.1				44	Michael CAINE	109.7
8	8	Tim BRIDGMAN	140.1				34	Tony GILHAM	109.3
9	45	Matt BLYTH	138.9				15	Nigel RICE	109.1
10	34	Tony GILHAM	137.8				45	Matt BLYTH	108.6

Porsche Carrera Cup Great Britain

ROUND 7 - BEST SECTORS

SECTOR 1			SECTOR 2			IDEAL / BEST COMPARISON						
POS	NO	NAME	TIME	NO	NAME	TIME	POS	NO	NAME	IDEAL	BEST	DIFF
1	44	CAINE	46.163	2	HARVEY	29.650	1	44	CAINE	1:15.854	1:15.966	0.112
2	5	HANCOCK	46.383	5	HANCOCK	29.680	2	5	HANCOCK	1:16.063	1:16.079	0.016
3	8	BRIDGMAN	46.505	44	CAINE	29.691	3	8	BRIDGMAN	1:16.277	1:16.456	0.179
4	6	QUAIFE	46.572	7	BATEMAN	29.716	4	2	HARVEY	1:16.279	1:16.279	0.000
5	7	BATEMAN	46.597	8	BRIDGMAN	29.772	5	7	BATEMAN	1:16.313	1:16.407	0.094
6	2	HARVEY	46.629	6	QUAIFE	29.873	6	6	QUAIFE	1:16.445	1:16.454	0.009
7	15	RICE	46.869	60	TAPPY	29.880	7	15	RICE	1:16.794	1:16.983	0.189
8	60	TAPPY	46.934	15	RICE	29.925	8	60	TAPPY	1:16.814	1:16.831	0.017
9	34	GILHAM	48.052	34	GILHAM	30.776	9	34	GILHAM	1:18.828	1:19.106	0.278
10	45	BLYTH	49.045	45	BLYTH	31.012	10	45	BLYTH	1:20.057	1:20.121	0.064
Perfect lap										1:15.813		

Porsche Carrera Cup Great Britain
ROUND 7 - LAP CHART

Lap 1			Lap 2			Lap 3			Lap 4			Lap 5		
No	Behind	Laptime	No	Behind	Laptime	No	Behind	Laptime	No	Behind	Laptime	No	Behind	Laptime
44		1:21.915	5		1:16.585	5		1:16.239	5		1:16.347	5		1:16.079
8	0.482	1:22.397	8	0.325	1:17.139	8	0.853	1:16.767	8	1.006	1:16.500	8	1.383	1:16.456
5	0.711	1:22.626	2	0.615	1:16.632	2	1.514	1:17.138	2	1.446	1:16.279	2	1.901	1:16.534
2	1.279	1:23.194	6	1.870	1:17.344	6	2.491	1:16.860	6	3.004	1:16.860	6	3.788	1:16.863
6	1.822	1:23.737	7	2.234	1:17.456	7	2.952	1:16.957	7	3.450	1:16.845	7	4.146	1:16.775
7	2.074	1:23.989	15	2.941	1:17.613	15	3.769	1:17.067	15	4.658	1:17.236	15	5.562	1:16.983
15	2.624	1:24.539	60	3.218	1:17.499	60	3.999	1:17.020	60	4.800	1:17.148	60	5.866	1:17.145
60	3.015	1:24.930	44	6.407	1:23.703	44	6.134	1:15.966	44	5.877	1:16.090	44	6.359	1:16.561
34	5.122	1:27.037	34	7.212	1:19.386	34	10.222	1:19.249	34	13.157	1:19.282	34	16.918	1:19.840
45	6.431	1:28.346	45	9.838	1:20.703	45	14.581	1:20.982	45	18.937	1:20.703	45	23.756	1:20.898

Porsche Carrera Cup Great Britain
ROUND 7 - LAP CHART

Lap 6			Lap 7			Lap 8			Lap 9			Lap 10		
No	Behind	Laptime	No	Behind	Laptime	No	Behind	Laptime	No	Behind	Laptime	No	Behind	Laptime
5		1:16.556	5		1:16.803	5		1:16.429	5		1:17.655	5		1:17.236
8	1.555	1:16.728	8	1.881	1:17.129	8	2.415	1:16.963	8	1.923	1:17.163	8	1.919	1:17.232
2	1.996	1:16.651	2	2.222	1:17.029	2	2.682	1:16.889	2	2.202	1:17.175	2	2.207	1:17.241
6	3.686	1:16.454	6	4.353	1:17.470	6	4.827	1:16.903	6	4.090	1:16.918	6	4.381	1:17.527
7	3.997	1:16.407	7	4.739	1:17.545	7	5.493	1:17.183	7	4.493	1:16.655	7	4.911	1:17.654
15	6.135	1:17.129	15	6.655	1:17.323	15	7.887	1:17.661	15	7.730	1:17.498	15	8.480	1:17.986
44	7.569	1:17.766	44	7.859	1:17.093	44	8.904	1:17.474	44	8.200	1:16.951	44	8.714	1:17.750
60	7.731	1:18.421	60	8.546	1:17.618	60	9.521	1:17.404	60	8.994	1:17.128	60	10.073	1:18.315
34	20.694	1:20.332	34	24.424	1:20.533	34	28.766	1:20.771	34	32.060	1:20.949	34	35.131	1:20.307
45	28.292	1:21.092	45	31.936	1:20.447	45	36.084	1:20.577	45	38.550	1:20.121	45	42.323	1:21.009

Porsche Carrera Cup Great Britain
ROUND 7 - LAP CHART

Lap 11			Lap 12			Lap 13			Lap 14			Lap 15		
No	Behind	Laptime	No	Behind	Laptime	No	Behind	Laptime	No	Behind	Laptime	No	Behind	Laptime
5		1:17.548	5		1:17.228	5		1:17.013	5		1:16.933	5		1:16.626
8	1.584	1:17.213	8	1.798	1:17.442	8	1.796	1:17.011	8	1.711	1:16.848	8	2.198	1:17.113
2	2.096	1:17.437	2	2.172	1:17.304	2	2.289	1:17.130	2	2.505	1:17.149	2	2.871	1:16.992
6	3.645	1:16.812	6	3.927	1:17.510	6	4.488	1:17.574	6	4.712	1:17.157	6	5.797	1:17.711
7	4.017	1:16.654	7	4.556	1:17.767	7	5.304	1:17.761	7	5.024	1:16.653	7	6.090	1:17.692
15	9.565	1:18.633	44	10.501	1:18.075	44	10.344	1:16.856	44	10.264	1:16.853	44	10.323	1:16.685
44	9.654	1:18.488	60	12.415	1:19.105	60	12.654	1:17.252	60	12.812	1:17.091	60	13.017	1:16.831
60	10.538	1:18.013	15	13.634	1:21.297	15	14.854	1:18.233	15	16.089	1:18.168	15	17.569	1:18.106
34	38.173	1:20.590	34	41.576	1:20.631	34	45.024	1:20.461	34	48.160	1:20.069	34	50.925	1:19.391
45	45.576	1:20.801	45	49.643	1:21.295	45	53.660	1:21.030	45	58.018	1:21.291	45	1:02.970	1:21.578

Porsche Carrera Cup Great Britain
ROUND 7 - LAP CHART

Lap 16			Lap 17			Lap 18			Lap 19			Lap 20		
No	Behind	Laptime	No	Behind	Laptime	No	Behind	Laptime	No	Behind	Laptime	No	Behind	Laptime
5		1:17.139	5		1:16.941	5		1:16.970	5		1:17.625	5		1:17.429
8	2.083	1:17.024	8	2.465	1:17.323	8	2.692	1:17.197	8	2.023	1:16.956	8	1.927	1:17.333
2	2.987	1:17.255	2	3.164	1:17.118	2	3.151	1:16.957	2	2.959	1:17.433	2	3.869	1:18.339
6	6.004	1:17.346	6	6.561	1:17.498	6	7.320	1:17.729	6	8.402	1:18.707	6	9.166	1:18.193
7	6.530	1:17.579	7	6.853	1:17.264	7	7.613	1:17.730	44	8.753	1:17.385	44	9.535	1:18.211
44	9.829	1:16.645	44	9.485	1:16.597	44	8.993	1:16.478	60	17.755	1:18.635	60	19.394	1:19.068
60	14.914	1:19.036	60	15.878	1:17.905	60	16.745	1:17.837	15	24.490	1:19.669	15	25.786	1:18.725
15	18.890	1:18.460	15	20.803	1:18.854	15	22.446	1:18.613	34	59.825	1:19.477	34	1:01.756	1:19.360
34	52.892	1:19.106	34	55.536	1:19.585	34	57.973	1:19.407	45	1 LAP	2:25.983	45	1 LAP	1:27.233
45	1:06.956	1:21.125	45	1:11.826	1:21.811									

Porsche Carrera Cup Great Britain

ROUND 7 - LAP CHART

Lap 21		
No	Behind	Laptime
5		1:17.740
8	2.632	1:18.445
2	8.273	1:22.144
6	8.903	1:17.477
44	9.517	1:17.722
60	22.752	1:21.098
15	28.095	1:20.049
34	1:03.122	1:19.106
45	1 LAP	1:24.204

Porsche Carrera Cup Great Britain

ROUND 7 - POSITION CHART

No	Name	Laps Pos	1	2	3	4	5	6	7	8	9	10	11	12	13	14	15	16	17	18	19	20	21
			44	CAINE	1	44	5	5	5	5	5	5	5	5	5	5	5	5	5	5	5	5	5
8	BRIDGMAN	2	8	8	8	8	8	8	8	8	8	8	8	8	8	8	8	8	8	8	8	8	8
5	HANCOCK	3	5	2	2	2	2	2	2	2	2	2	2	2	2	2	2	2	2	2	2	2	2
2	HARVEY	4	2	6	6	6	6	6	6	6	6	6	6	6	6	6	6	6	6	6	6	6	6
6	QUAIFE	5	6	7	7	7	7	7	7	7	7	7	7	7	7	7	7	7	7	7	44	44	44
7	BATEMAN	6	7	15	15	15	15	15	15	15	15	15	15	44	44	44	44	44	44	44	60	60	60
15	RICE	7	15	60	60	60	60	44	44	44	44	44	44	60	60	60	60	60	60	60	15	15	15
60	TAPPY	8	60	44	44	44	44	60	60	60	60	60	60	15	15	15	15	15	15	15	34	34	34
34	GILHAM	9	34	34	34	34	34	34	34	34	34	34	34	34	34	34	34	34	34	34	45	45	
45	BLYTH	10	45	45	45	45	45	45	45	45	45	45	45	45	45	45	45	45	45	45			

Porsche Carrera Cup Great Britain

ROUND 8 - CLASSIFICATION

POS	NO	CL	NAME	NAT	ENTRY	LAPS	TIME	GAP	DIFF	MPH	BEST	ON
1	5	P	Sam HANCOCK	GBR	Jota	21	27:03.192			109.73	1:16.369	6
2	8	P	Tim BRIDGMAN	GBR	Team Parker Racing	21	27:04.726	1.534	1.534	109.62	1:16.495	4
3	7	P	Charles BATEMAN	GBR	Team Parker Racing	21	27:18.855	15.663	14.129	108.68	1:16.602	7
4	44	P	Michael CAINE	GBR	Team Parker Racing	21	27:29.985	26.793	11.130	107.94	1:16.233	6
5	6	P	Phil QUAIFE	GBR	Jota	21	27:30.512	27.320	0.527	107.91	1:17.034	4
6	34	A1	Tony GILHAM	GBR	ReDesign Racing	21	27:49.130	45.938	18.618	106.71	1:18.368	4
7	45	A2	Matt BLYTH	GBR	Porsche Motorsport	20	27:19.736	1 lap	1 lap	103.45	1:19.818	6
NOT CLASSIFIED												
DNF	60	P	Duncan TAPPY	GBR	Porsche Motorsport	17	24:00.093	4 laps	3 laps	100.12	1:16.389	5
DNF	2	P	Tim HARVEY	GBR	Red Line Racing	7	10:48.315	14 laps	10 laps	91.57	1:16.115	4
DNF	15	A1	Nigel RICE	GBR	Red Line Racing	2	4:05.920	19 laps	5 laps	68.97	1:17.940	2
FASTEST LAP												
	2	P	Tim HARVEY	GBR	Red Line Racing	4	1:16.115		111.43 mph		179.33 kph	
	15	A1	Nigel RICE	GBR	Red Line Racing	2	1:17.940		108.82 mph		175.13 kph	
	45	A2	Matt BLYTH	GBR	Porsche Motorsport	6	1:19.818		106.26 mph		171.01 kph	

Weather / Track : Cloudy / Dry

These results are provisional until the conclusion of any judicial and technical matters.

Thruxton
Circuit Length = 2.3560 miles
Start: 15:17 End: 15:45

Clerk of Course :		Timekeeper :
-------------------	--	--------------

Porsche Carrera Cup Great Britain

ROUND 8 - SECTOR ANALYSIS

2	Tim HARVEY Red Line Racing									
1-	139.8	29.905	110.0	1:23.139	5-	46.692	140.4	29.767	110.7	1:16.459
2-	46.910 140.1	30.018	110.7	1:16.928	6-	46.794	141.0	29.657	110.0	1:16.451
3-	46.751 140.4	29.694	109.8	1:16.445	7-	46.692	141.0	29.681	110.4	1:16.373
4-	46.415 141.0	29.700	110.7	1:16.115						
5	Sam HANCOCK Jota									
1-	139.2	29.919	108.8	1:22.371	12-	46.992	139.5	30.041	108.2	1:17.033
2-	46.777 139.8	29.986	109.1	1:16.763	13-	46.942	139.2	29.868	109.1	1:16.810
3-	46.587 140.4	29.808	109.3	1:16.395	14-	47.030	139.8	30.030	109.5	1:17.060
4-	46.695 138.7	29.972	109.3	1:16.667	15-	47.110	140.1	30.067	109.3	1:17.177
5-	46.687 139.5	29.916	109.1	1:16.603	16-	46.949	140.1	29.993	108.6	1:16.942
6-	46.599 140.7	29.770	109.1	1:16.369	17-	47.149	139.5	29.638	109.5	1:16.787
7-	46.796 139.2	29.650	109.8	1:16.446	18-	46.969	139.5	29.899	109.5	1:16.868
8-	47.440 139.8	30.074	107.7	1:17.514	19-	46.983	138.4	29.913	108.9	1:16.896
9-	47.048 139.8	31.185	106.0	1:18.233	20-	47.348	139.2	30.052	108.9	1:17.400
10-	47.376 137.8	30.429	108.8	1:17.805	21-	47.390	139.2	30.054	108.8	1:17.444
11-	47.604 137.2	30.005	108.9	1:17.609						
6	Phil QUAIFE Jota									
1-	141.3	30.160	108.4	1:24.520	12-	47.274	139.5	30.299	109.7	1:17.573
2-	47.516 141.3	30.168	110.0	1:17.684	13-	47.322	139.2	30.328	110.2	1:17.650
3-	55.446 138.9	30.828	109.7	1:26.274	14-	47.219	139.5	30.121	110.0	1:17.340
4-	47.014 140.1	30.020	108.6	1:17.034	15-	47.100	140.1	30.419	109.7	1:17.519
5-	47.311 140.4	29.872	109.7	1:17.183	16-	47.228	138.9	30.236	110.0	1:17.464
6-	47.449 140.1	30.383	109.8	1:17.832	17-	47.039	139.2	30.048	110.0	1:17.087
7-	47.241 139.2	30.042	110.0	1:17.283	18-	47.072	138.9	30.603	110.0	1:17.675
8-	47.704 135.8	31.121	108.6	1:18.825	19-	47.521	139.2	30.257	109.5	1:17.778
9-	47.327 138.9	31.234	106.7	1:18.561	20-	47.802	138.9	31.165	110.0	1:18.967
10-	47.775 138.7	30.502	108.8	1:18.277	21-	48.882	137.8	31.080	109.3	1:19.962
11-	47.488 139.5	30.536	109.3	1:18.024						
7	Charles BATEMAN Team Parker Racing									
1-	140.4	30.056	109.1	1:23.651	12-	47.265	137.8	31.210	108.2	1:18.475
2-	46.809 141.6	30.986	108.6	1:17.795	13-	48.732	139.5	30.724	109.5	1:19.456
3-	47.463 140.4	29.883	109.5	1:17.346	14-	47.275	139.5	29.879	109.8	1:17.154
4-	46.812 140.7	29.922	109.5	1:16.734	15-	47.036	139.5	30.063	110.4	1:17.099
5-	46.864 141.0	30.064	108.9	1:16.928	16-	46.936	139.2	30.131	109.5	1:17.067
6-	46.952 141.3	29.835	107.9	1:16.787	17-	46.965	138.9	30.248	109.7	1:17.213
7-	46.753 139.5	29.849	109.7	1:16.602	18-	46.838	139.8	30.995	108.9	1:17.833
8-	47.977 140.1	30.047	108.6	1:18.024	19-	47.057	138.1	30.189	110.6	1:17.246
9-	46.867 139.5	30.080	108.9	1:16.947	20-	47.677	136.4	30.460	108.8	1:18.137
10-	47.766 138.1	30.487	108.8	1:18.253	21-	49.874	132.4	32.598	102.1	1:22.472
11-	47.060 140.1	30.576	108.8	1:17.636						
8	Tim BRIDGMAN Team Parker Racing									
1-	139.8	29.865	109.8	1:22.631	12-	47.019	139.5	30.132	109.1	1:17.151
2-	47.342 137.0	31.111	109.7	1:18.453	13-	46.859	139.8	30.046	109.7	1:16.905
3-	46.938 139.8	29.863	109.8	1:16.801	14-	47.083	139.8	30.077	109.7	1:17.160
4-	46.613 140.7	29.882	109.5	1:16.495	15-	46.974	138.9	29.871	109.8	1:16.845
5-	46.894 140.4	29.768	109.5	1:16.662	16-	46.814	139.5	29.923	109.5	1:16.737
6-	46.597 140.4	30.107	109.3	1:16.704	17-	46.892	138.9	29.806	109.3	1:16.698
7-	46.933 139.8	29.824	109.3	1:16.757	18-	46.807	139.5	30.088	108.9	1:16.895
8-	48.233 138.7	30.053	109.8	1:18.286	19-	47.295	138.7	29.945	109.5	1:17.240
9-	47.062 139.8	29.548	110.0	1:16.610	20-	47.198	139.8	30.032	109.7	1:17.230
10-	47.293 138.9	30.134	108.6	1:17.427	21-	47.181	139.2	30.309	108.1	1:17.490
11-	47.056 139.5	30.493	108.8	1:17.549						
15	Nigel RICE Red Line Racing									
1-	139.8	30.223	106.2	1:24.107	2-	47.753	141.0	30.187	109.7	1:17.940
34	Tony GILHAM ReDesign Racing									
1-	135.8	30.997	108.8	1:26.734	12-	48.548	136.1	30.837	107.9	1:19.385

Thruxton
Circuit Length = 2.3560 miles
Start: 15:17 End: 15:45

Weather / Track : Cloudy / Dry

Porsche Carrera Cup Great Britain

ROUND 8 - SECTOR ANALYSIS

2-	48.263	137.5	30.802	108.6	1:19.065	13-	48.997	135.8	30.785	108.2	1:19.782
3-	48.172	136.4	31.043	108.2	1:19.215	14-	48.495	135.8	30.956	108.4	1:19.451
4-	47.989	137.5	30.379	108.6	1:18.368	15-	48.075	137.2	30.702	108.4	1:18.777
5-	47.811	137.2	30.639	107.9	1:18.450	16-	48.555	133.9	30.468	108.2	1:19.023
6-	48.173	137.0	30.198	108.4	1:18.371	17-	48.661	135.6	31.063	105.7	1:19.724
7-	48.410	137.0	30.488	109.1	1:18.898	18-	49.248	135.8	30.965	109.1	1:20.213
8-	48.681	136.7	30.782	108.4	1:19.463	19-	48.715	136.4	30.571	109.1	1:19.286
9-	48.124	137.2	31.017	107.0	1:19.141	20-	47.862	136.7	30.509	108.4	1:18.371
10-	48.504	137.0	31.065	108.6	1:19.569	21-	48.144	135.8	30.448	108.6	1:18.592
11-	48.635	136.4	30.617	107.9	1:19.252						
44	Michael CAINE					Team Parker Racing					
1-	140.7		29.827	109.3	1:21.124	12-	48.841	138.9	30.951	108.6	1:19.792
2-	46.706	141.3	30.028	108.2	1:16.734	13-	49.281	138.9	31.290	109.8	1:20.571
3-	46.786	140.7	30.203	108.4	1:16.989	14-	48.557	138.4	31.009	109.1	1:19.566
4-	46.662	139.5	29.872	108.9	1:16.534	15-	48.587	138.4	30.792	108.4	1:19.379
5-	46.425	140.7	29.890	109.3	1:16.315	16-	48.458	138.1	30.753	109.1	1:19.211
6-	46.469	140.4	29.764	109.1	1:16.233	17-	48.413	138.1	30.928	107.5	1:19.341
7-	46.702	141.0	29.771	109.1	1:16.473	18-	48.285	138.4	30.849	108.6	1:19.134
8-	46.611	140.4	30.082	106.7	1:16.693	19-	48.396	138.9	30.532	109.3	1:18.928
9-	46.844	140.7	30.857	107.2	1:17.701	20-	48.631	138.1	30.985	109.3	1:19.616
10-	48.579	137.5	31.203	107.2	1:19.782	21-	49.086	137.5	30.694	108.6	1:19.780
11-	48.740	132.9	31.349	109.7	1:20.089						
45	Matt BLYTH					Porsche Motorsport					
1-	136.7		31.841	105.7	1:27.906	11-	49.884	137.2	31.954	100.0	1:21.838
2-	48.714	139.8	31.641	105.8	1:20.355	12-	49.637	137.5	31.542	103.7	1:21.179
3-	49.315	135.0	32.509	108.1	1:21.824	13-	49.885	134.8	31.264	107.4	1:21.149
4-	48.672	138.7	31.289	107.4	1:19.961	14-	49.633	136.4	31.903	102.8	1:21.536
5-	48.714	138.9	31.338	107.0	1:20.052	15-	49.709	135.6	31.700	107.4	1:21.409
6-	48.614	138.4	31.204	107.7	1:19.818	16-	49.757	136.1	31.798	104.0	1:21.555
7-	49.289	138.7	32.959	97.0	1:22.248	17-	49.305	136.7	31.475	107.2	1:20.780
8-	49.247	137.5	32.798	94.4	1:22.045	18-	49.229	137.5	35.886	104.4	1:25.115
9-	50.036	135.8	32.179	104.9	1:22.215	19-	49.795	136.7	31.998	104.4	1:21.793
10-	49.425	137.2	31.538	107.2	1:20.963	20-	53.514	127.8	32.481	98.4	1:25.995
60	Duncan TAPPY					Porsche Motorsport					
1-	140.7		30.020	109.1	1:24.128	10-	47.716	139.8	30.388	110.0	1:18.104
2-	47.138	141.3	30.251	110.0	1:17.389	11-	47.259	141.0	30.381	110.6	1:17.640
3-	47.982	140.4	30.033	110.7	1:18.015	12-	47.228	139.8	30.717	109.8	1:17.945
4-	46.835	140.4	29.870	110.2	1:16.705	13-	47.400	140.4	29.992	109.8	1:17.392
5-	46.653	140.4	29.736	110.6	1:16.389	14-	47.097	140.7	30.015	110.4	1:17.112
6-	47.114	141.3	29.937	110.0	1:17.051	15-	47.050	140.4	29.835	111.1	1:16.885
7-	46.682	141.6	29.746	110.6	1:16.428	16-	46.939	139.8	29.983	110.6	1:16.922
8-	48.156	140.1	29.847	110.4	1:18.003	17-	47.176	139.5	29.912	110.6	1:17.088
9-	47.321	139.8	29.651	109.8	1:16.972						

Porsche Carrera Cup Great Britain
ROUND 8 - SPEED TRAPS

SECTOR 1				SECTOR 2			FINISH LINE		
POS	NO	NAME	MPH	NO	NAME	MPH	NO	NAME	MPH
1	7	Charles BATEMAN	141.6				60	Duncan TAPPY	111.1
2	60	Duncan TAPPY	141.6				2	Tim HARVEY	110.7
3	6	Phil QUAIFE	141.3				7	Charles BATEMAN	110.6
4	44	Michael CAINE	141.3				6	Phil QUAIFE	110.2
5	2	Tim HARVEY	141.0				8	Tim BRIDGMAN	110.0
6	15	Nigel RICE	141.0				5	Sam HANCOCK	109.8
7	5	Sam HANCOCK	140.7				44	Michael CAINE	109.8
8	8	Tim BRIDGMAN	140.7				15	Nigel RICE	109.7
9	45	Matt BLYTH	139.8				34	Tony GILHAM	109.1
10	34	Tony GILHAM	137.5				45	Matt BLYTH	108.1

Porsche Carrera Cup Great Britain

ROUND 8 - BEST SECTORS

SECTOR 1			SECTOR 2			IDEAL / BEST COMPARISON						
POS	NO	NAME	TIME	NO	NAME	TIME	POS	NO	NAME	IDEAL	BEST	DIFF
1	2	HARVEY	46.415	8	BRIDGMAN	29.548	1	2	HARVEY	1:16.072	1:16.115	0.043
2	44	CAINE	46.425	5	HANCOCK	29.638	2	8	BRIDGMAN	1:16.145	1:16.495	0.350
3	5	HANCOCK	46.587	60	TAPPY	29.651	3	44	CAINE	1:16.189	1:16.233	0.044
4	8	BRIDGMAN	46.597	2	HARVEY	29.657	4	5	HANCOCK	1:16.225	1:16.369	0.144
5	60	TAPPY	46.653	44	CAINE	29.764	5	60	TAPPY	1:16.304	1:16.389	0.085
6	7	BATEMAN	46.753	7	BATEMAN	29.835	6	7	BATEMAN	1:16.588	1:16.602	0.014
7	6	QUAIFE	47.014	6	QUAIFE	29.872	7	6	QUAIFE	1:16.886	1:17.034	0.148
8	15	RICE	47.753	15	RICE	30.187	8	15	RICE	1:17.940	1:17.940	0.000
9	34	GILHAM	47.811	34	GILHAM	30.198	9	34	GILHAM	1:18.009	1:18.368	0.359
10	45	BLYTH	48.614	45	BLYTH	31.204	10	45	BLYTH	1:19.818	1:19.818	0.000
Perfect lap										1:15.963		

Porsche Carrera Cup Great Britain
ROUND 8 - LAP CHART

Lap 1			Lap 2			Lap 3			Lap 4			Lap 5		
No	Behind	Laptime	No	Behind	Laptime	No	Behind	Laptime	No	Behind	Laptime	No	Behind	Laptime
44		1:21.124	44		1:16.734	44		1:16.989	44		1:16.534	44		1:16.315
5	1.247	1:22.371	5	1.276	1:16.763	5	0.682	1:16.395	5	0.815	1:16.667	5	1.103	1:16.603
8	1.507	1:22.631	2	2.209	1:16.928	2	1.665	1:16.445	2	1.246	1:16.115	2	1.390	1:16.459
2	2.015	1:23.139	8	3.226	1:18.453	8	3.038	1:16.801	8	2.999	1:16.495	8	3.346	1:16.662
7	2.527	1:23.651	7	3.588	1:17.795	7	3.945	1:17.346	7	4.145	1:16.734	7	4.758	1:16.928
15	2.983	1:24.107	60	3.659	1:17.389	60	4.685	1:18.015	60	4.856	1:16.705	60	4.930	1:16.389
60	3.004	1:24.128	15	4.189	1:17.940	34	10.167	1:19.215	34	12.001	1:18.368	34	14.136	1:18.450
6	3.396	1:24.520	6	4.346	1:17.684	6	13.631	1:26.274	6	14.131	1:17.034	6	14.999	1:17.183
34	5.610	1:26.734	34	7.941	1:19.065	45	15.238	1:21.824	45	18.665	1:19.961	45	22.402	1:20.052
45	6.782	1:27.906	45	10.403	1:20.355									

Porsche Carrera Cup Great Britain
ROUND 8 - LAP CHART

Lap 6			Lap 7			Lap 8			Lap 9			Lap 10		
No	Behind	Laptime	No	Behind	Laptime	No	Behind	Laptime	No	Behind	Laptime	No	Behind	Laptime
44		1:16.233	44		1:16.473	44		1:16.693	44		1:17.701	44		1:19.782
5	1.239	1:16.369	5	1.212	1:16.446	5	2.033	1:17.514	5	2.565	1:18.233	5	0.588	1:17.805
2	1.608	1:16.451	2	1.508	1:16.373	8	5.694	1:18.286	8	4.603	1:16.610	8	2.248	1:17.427
8	3.817	1:16.704	8	4.101	1:16.757	7	6.772	1:18.024	7	6.018	1:16.947	7	4.489	1:18.253
7	5.312	1:16.787	7	5.441	1:16.602	60	7.013	1:18.003	60	6.284	1:16.972	60	4.606	1:18.104
60	5.748	1:17.051	60	5.703	1:16.428	6	19.540	1:18.825	6	20.400	1:18.561	6	18.895	1:18.277
34	16.274	1:18.371	6	17.408	1:17.283	34	21.469	1:19.463	34	22.909	1:19.141	34	22.696	1:19.569
6	16.598	1:17.832	34	18.699	1:18.898	45	37.114	1:22.045	45	41.628	1:22.215	45	42.809	1:20.963
45	25.987	1:19.818	45	31.762	1:22.248									

Porsche Carrera Cup Great Britain
ROUND 8 - LAP CHART

Lap 11			Lap 12			Lap 13			Lap 14			Lap 15		
No	Behind	Laptime	No	Behind	Laptime	No	Behind	Laptime	No	Behind	Laptime	No	Behind	Laptime
5		1:17.609	5		1:17.033	5		1:16.810	5		1:17.060	5		1:17.177
8	1.600	1:17.549	8	1.718	1:17.151	8	1.813	1:16.905	8	1.913	1:17.160	8	1.581	1:16.845
44	1.892	1:20.089	44	4.651	1:19.792	60	5.543	1:17.392	60	5.595	1:17.112	60	5.303	1:16.885
7	3.928	1:17.636	60	4.961	1:17.945	7	8.016	1:19.456	7	8.110	1:17.154	7	8.032	1:17.099
60	4.049	1:17.640	7	5.370	1:18.475	44	8.412	1:20.571	44	10.918	1:19.566	44	13.120	1:19.379
6	18.722	1:18.024	6	19.262	1:17.573	6	20.102	1:17.650	6	20.382	1:17.340	6	20.724	1:17.519
34	23.751	1:19.252	34	26.103	1:19.385	34	29.075	1:19.782	34	31.466	1:19.451	34	33.066	1:18.777
45	46.450	1:21.838	45	50.596	1:21.179	45	54.935	1:21.149	45	59.411	1:21.536	45	1:03.643	1:21.409

Porsche Carrera Cup Great Britain
ROUND 8 - LAP CHART

Lap 16			Lap 17			Lap 18			Lap 19			Lap 20		
No	Behind	Laptime	No	Behind	Laptime	No	Behind	Laptime	No	Behind	Laptime	No	Behind	Laptime
5		1:16.942	5		1:16.787	5		1:16.868	5		1:16.896	5		1:17.400
8	1.376	1:16.737	8	1.287	1:16.698	8	1.314	1:16.895	8	1.658	1:17.240	8	1.488	1:17.230
60	5.283	1:16.922	60	5.584	1:17.088	7	9.548	1:17.833	45	1 LAP	1:25.115	45	1 LAP	1:21.793
7	8.157	1:17.067	7	8.583	1:17.213	44	20.209	1:19.134	7	9.898	1:17.246	7	10.635	1:18.137
44	15.389	1:19.211	44	17.943	1:19.341	6	22.353	1:17.675	44	22.241	1:18.928	44	24.457	1:19.616
6	21.246	1:17.464	6	21.546	1:17.087	34	41.429	1:20.213	6	23.235	1:17.778	6	24.802	1:18.967
34	35.147	1:19.023	34	38.084	1:19.724				34	43.819	1:19.286	34	44.790	1:18.371
45	1:08.256	1:21.555	45	1:12.249	1:20.780									

Porsche Carrera Cup Great Britain
ROUND 8 - LAP CHART

Lap 21		
No	Behind	Laptime
5		1:17.444
8	1.534	1:17.490
7	15.663	1:22.472
45	1 LAP	1:25.995
44	26.793	1:19.780
6	27.320	1:19.962
34	45.938	1:18.592

Porsche Carrera Cup Great Britain

ROUND 8 - POSITION CHART

No	Name	Laps Pos																					
			1	2	3	4	5	6	7	8	9	10	11	12	13	14	15	16	17	18	19	20	21
44	CAINE	1	44	44	44	44	44	44	44	44	44	44	44	5	5	5	5	5	5	5	5	5	5
5	HANCOCK	2	5	5	5	5	5	5	5	5	5	5	5	8	8	8	8	8	8	8	8	8	8
8	BRIDGMAN	3	8	2	2	2	2	2	2	8	8	8	44	44	60	60	60	60	60	60	7	7	7
2	HARVEY	4	2	8	8	8	8	8	8	7	7	7	7	60	7	7	7	7	7	7	44	44	44
7	BATEMAN	5	7	7	7	7	7	7	7	60	60	60	60	7	44	44	44	44	44	44	6	6	6
15	RICE	6	15	60	60	60	60	60	60	6	6	6	6	6	6	6	6	6	6	6	34	34	34
60	TAPPY	7	60	15	34	34	34	34	6	34	34	34	34	34	34	34	34	34	34	34	45	45	45
6	QUAIFE	8	6	6	6	6	6	6	34	45	45	45	45	45	45	45	45	45	45	45			
34	GILHAM	9	34	34	45	45	45	45	45														
45	BLYTH	10	45	45																			